


ARBITRON RADIO

Market Survey Area Guide



April 1980 - April 1981

ARBITRON RADIO

**Market
Survey
Area
Guide**

April 1980 - April 1981

© 1980 The Arbitron Company

Arbitron Radio Market Survey Schedule '80-81

QUARTERLY MEASUREMENT SURVEY PERIODS

Spring — February 28 - May 21, 1980

FEBRUARY					1	2
	3	4	5	6	7	8
	9	10	11	12	13	14
	15	16	17	18	19	20
	21	22	23	24	25	26

MARCH						1
	2	3	4	5	6	7
	8	9	10	11	12	13
	14	15	16	17	18	19
	20	21	22	23	24	25

APRIL			1	2	3	4	5
	6	7	8	9	10	11	12
	13	14	15	16	17	18	19
	20	21	22	23	24	25	26
	27	28	29	30			

MAY					1	2	3
	4	5	6	7	8	9	10
	11	12	13	14	15	16	17
	18	19	20	21	22	23	24
	25	26	27	28	29	30	31

Summer — May 29 - August 20, 1980

MAY					1	2	3
	4	5	6	7	8	9	10
	11	12	13	14	15	16	17
	18	19	20	21	22	23	24
	25	26	27	28	29	30	31

JUNE		1	2	3	4	5	6	7
	8	9	10	11	12	13	14	
	15	16	17	18	19	20	21	
	22	23	24	25	26	27	28	
	29	30						

JULY			1	2	3	4	5
	6	7	8	9	10	11	12
	13	14	15	16	17	18	19
	20	21	22	23	24	25	26
	27	28	29	30	31		

AUGUST						1	2
	3	4	5	6	7	8	9
	10	11	12	13	14	15	16
	17	18	19	20	21	22	23
	24	25	26	27	28	29	30

Fall — September 4 - November 26, 1980

SEPTEMBER			1	2	3	4	5	6
	7	8	9	10	11	12	13	
	14	15	16	17	18	19	20	
	21	22	23	24	25	26	27	
	28	29	30					

OCTOBER					1	2	3	4
	5	6	7	8	9	10	11	
	12	13	14	15	16	17	18	
	19	20	21	22	23	24	25	
	26	27	28	29	30	31		

NOVEMBER							1
	2	3	4	5	6	7	8
	9	10	11	12	13	14	15
	16	17	18	19	20	21	22
	23	24	25	26	27	28	29

Winter — January 8 - April 1, 1981

JANUARY						1	2	3
	4	5	6	7	8	9	10	
	11	12	13	14	15	16	17	
	18	19	20	21	22	23	24	
	25	26	27	28	29	30	31	

FEBRUARY		1	2	3	4	5	6	7
	8	9	10	11	12	13	14	
	15	16	17	18	19	20	21	
	22	23	24	25	26	27	28	

MARCH			1	2	3	4	5	6	7
	8	9	10	11	12	13	14		
	15	16	17	18	19	20	21		
	22	23	24	25	26	27	28		
	29	30	31						

APRIL						1	2	3	4
	5	6	7	8	9	10	11		
	12	13	14	15	16	17	18		
	19	20	21	22	23	24	25		
	26	27	28	29	30				

1980 QUARTERLY MEASUREMENT MARKETS	SPRING	SUMMER	FALL	WINTER
Anaheim-Santa Ana-Garden Grove	•		•	
Bakersfield	•		•	
Bloomington, IL	•		•	
Bridgeport	•		•	
* Champaign-Urbana-Rantoul	•			
Chicago	•	•	•	•
* Danville	•			
Davenport-Rock Island-Moline	•		•	
Indianapolis	•		•	
Los Angeles	•	•	•	•
Madison	•			
†* Morristown, NJ	•			

1980 QUARTERLY MEASUREMENT MARKETS	SPRING	SUMMER	FALL	WINTER
Nassau-Suffolk	•		•	
New Orleans	•		•	
New York	•	•	•	•
Peoria	•		•	
† Riverside-San Bernardino-Ontario	•		•	
Rockford	•			
San Diego	•	•	•	•
Seattle-Everett-Tacoma	•		•	
South Bend	•			
* Trenton, NJ	•			
Washington, DC				•

Note: The survey frequency of some markets may change. Additionally, the survey dates are also subject to change.
 † Denotes markets added for the Spring Arbitron Sweep.
 * Denotes Condensed Radio Markets.

Arbitron Radio Market Survey Schedule '80-81

FOUR-WEEK MEASUREMENT SURVEY PERIODS

April / May
April 10 - May 7, 1980

APRIL		1	2	3	4	5	
	6	7	8	9	10	11	12
	13	14	15	16	17	18	19
	20	21	22	23	24	25	26
27	28	29	30				

MAY				1	2	3	
	4	5	6	7	8	9	10
	11	12	13	14	15	16	17
	18	19	20	21	22	23	24
25	26	27	28	29	30	31	

July / August
July 10 - August 6, 1980

JULY		1	2	3	4	5	
	6	7	8	9	10	11	12
	13	14	15	16	17	18	19
	20	21	22	23	24	25	26
27	28	29	30	31			

AUGUST					1	2	
	3	4	5	6	7	8	9
	10	11	12	13	14	15	16
	17	18	19	20	21	22	23
24	25	26	27	28	29	30	
31							

October / November
October 16 - November 12, 1980

OCTOBER			1	2	3	4	
	5	6	7	8	9	10	11
	12	13	14	15	16	17	18
	19	20	21	22	23	24	25
26	27	28	29	30	31		

NOVEMBER		2	3	4	5	6	7	8
	9	10	11	12	13	14	15	
	16	17	18	19	20	21	22	
	23	24	25	26	27	28	29	
30								

January / February
January 15 - February 11, 1981

JANUARY				1	2	3	
	4	5	6	7	8	9	10
	11	12	13	14	15	16	17
	18	19	20	21	22	23	24
25	26	27	28	29	30	31	

FEBRUARY		1	2	3	4	5	6	7
	8	9	10	11	12	13	14	
	15	16	17	18	19	20	21	
	22	23	24	25	26	27	28	

1980 FOUR-WEEK MEASUREMENT MARKETS	APR/MAY 80	JUL/AUG 80	OCT/NOV 80	JAN/FEB 81
* Abilene, TX	•			
Akron	•		•	
†* Albany, GA	•			
†* Albany-Corvallis-Lebanon, OR	•			
Albany-Schenectady-Troy	•		•	
Albuquerque	•		•	
Allentown-Bethlehem-Easton	•		•	
Altoona	•			
Amarillo	•			
Anchorage	•		•	
†* Ann Arbor, MI	•			
Appleton-Oshkosh	•			
Asheville	•			
Atlanta	•		•	
Atlantic City	•			

1980 FOUR-WEEK MEASUREMENT MARKETS	APR/MAY 80	JUL/AUG 80	OCT/NOV 80	JAN/FEB 81
Augusta, GA	•			
* Augusta-Waterville, ME	•			
Austin, TX	•		•	
Baltimore	•		•	•
* Bangor, ME	•			
Baton Rouge	•		•	
* Battle Creek, MI	•		•	
Beaumont-Port Arthur-Orange	•		•	
* Bellingham, WA	•			
* Biloxi-Gulfport-Pascagoula, MS	•			
Billings	•			
Binghamton	•			
Birmingham	•		•	
†* Bismarck, ND	•			
Boise	•			

Note: The survey frequency of some markets may change. Additionally, the survey dates are also subject to change.
† Denotes markets added for the Spring Arbitron Sweep.
* Denotes Condensed Radio Markets.

1980 FOUR-WEEK MEASUREMENT MARKETS	APR/MAY 80	JUL/AUG 80	OCT/NOV 80	JAN/FEB 81
Boston	•	•	•	•
* Bozeman, MT	•			
Buffalo	•		•	
Burlington-Plattsburgh ADI	•		•	
Canton	•		•	
* Cape Cod, MA	•			
Casper, WY	•			
Cedar Rapids	•			
Charleston, WV	•			
Charleston-North Charleston, SC	•		•	
Charlotte-Gastonia	•		•	
* Charlottesville, VA	•			
Chattanooga	•		•	
* Cheyenne, WY	•			
* Chico, CA	•			
Cincinnati	•		•	
Cleveland	•		•	•
Colorado Springs	•		•	
Columbia, SC	•		•	
Columbus, GA	•			
Columbus, OH	•		•	
Corpus Christi	•			
Dallas-Ft. Worth	•		•	
Dayton	•		•	
Daytona Beach	•		•	
Denver-Boulder	•		•	
Des Moines	•		•	
Detroit	•	•	•	•
* Dothan, AL	•			
†* Dubuque, IA	•			
Duluth-Superior	•			
†* Eau Claire, WI	•			
El Paso	•		•	
Erie	•			
Eugene-Springfield	•		•	
* Eureka, CA	•			
Evansville	•			
Fargo-Moorhead	•			
Fayetteville, NC	•			
* Fayetteville-Springdale, AR	•			
Flint	•		•	
Ft. Lauderdale-Hollywood	•		•	
* Ft. Myers-Cape Coral, FL	•			
* Ft. Pierce, FL	•			
†* Ft. Walton Beach, FL	•			

1980 FOUR-WEEK MEASUREMENT MARKETS	APR/MAY 80	JUL/AUG 80	OCT/NOV 80	JAN/FEB 81
Ft. Wayne	•		•	
* Frederick, MD	•			
Fresno	•		•	
†* Grand Forks, ND-MN	•			
Grand Rapids	•		•	
Great Falls	•			
Green Bay	•			
Greensboro-Winston Salem- High Point	•		•	
Greenville-New Bern- Washington	•			
Greenville-Spartanburg, SC	•		•	
Harrisburg	•		•	
Hartford-New Britain	•		•	
Honolulu	•		•	
Houston-Galveston	•		•	•
Huntington-Ashland	•		•	
Huntsville, AL	•			
†* Ithaca, NY	•			
Jackson, MS	•			
Jacksonville	•		•	
Johnson City-Kingsport- Bristol	•		•	
† Johnstown, PA	•			
* Joplin, MO	•			
Kalamazoo-Portage	•		•	
Kansas City	•		•	
* Killeen-Temple, TX	•			
Knoxville	•		•	
* La Crosse, WI	•			
Lafayette, LA	•			
†* Lake Charles, LA	•			
Lakeland-Winter Haven, FL	•			
Lancaster	•		•	
Lansing-East Lansing	•		•	
Las Vegas	•		•	
Lexington-Fayette	•		•	
Lincoln	•			
Little Rock-North Little Rock	•		•	
Louisville	•		•	
Lubbock	•			
Lynchburg, VA	•			
Macon	•			
Manchester	•			
McAllen-Brownsville	•		•	
Medford-Ashland	•			
Melbourne-Titusville-Cocoa, FL	•			
Memphis	•		•	

Note: The survey frequency of some markets may change. Additionally, the survey dates are also subject to change.
† Denotes markets added for the Spring Arbitron Sweep.
* Denotes Condensed Radio Markets.

1980 FOUR-WEEK MEASUREMENT MARKETS	APR/MAY 80	JUL/AUG 80	OCT/NOV 80	JAN/FEB 81
Miami	•		•	
Milwaukee	•		•	
Minneapolis-St. Paul	•		•	
* Missoula, MT	•			
Mobile	•		•	
Modesto	•			
†* Monroe, LA	•			
Montgomery	•			
Nashville-Davidson	•		•	
New Bedford-Fall River, MA	•		•	
New Haven-West Haven	•		•	
Norfolk-Portsmouth-				
Newport News-Hampton	•		•	
Northeast Pennsylvania (Wilkes Barre-Scranton)	•		•	
* Odessa-Midland, TX	•			
Oklahoma City	•		•	
Omaha-Council Bluffs	•		•	
Orlando	•		•	
* Owensboro, KY	•			
†* Panama City, FL	•			
Pensacola	•			
Philadelphia	•	•	•	•
Phoenix	•		•	
Pittsburgh	•		•	
* Pittsfield, MA	•			
Portland, ME	•			
Portland, OR	•		•	
Providence-Warwick-				
Pawtucket	•		•	
* Provo-Orem, UT	•			
Pueblo	•			
Raleigh-Durham	•		•	
* Rapid City, SD	•			
Reading	•			
* Redding, CA	•			
Reno	•			
Richland-Kennewick-Pasco (Tri-Cities)	•			
Richmond	•		•	
Roanoke	•			
* Rochester, MN	•			
Rochester, NY	•		•	
Sacramento	•		•	
Saginaw	•			
†* St. Cloud, MN	•			
St. Louis	•		•	
* Salem, OR	•			
Salinas-Seaside-Monterey	•		•	

1980 FOUR-WEEK MEASUREMENT MARKETS	APR/MAY 80	JUL/AUG 80	OCT/NOV 80	JAN/FEB 81
Salt Lake City-Ogden	•		•	
San Antonio	•		•	
San Francisco	•	•	•	•
San Jose	•		•	•
* Santa Fe, NM	•			
†* Santa Rosa, CA	•		•	
Sarasota-Bradenton	•			
Savannah	•			
Shreveport	•		•	
* Sioux City, IA	•			
Sioux Falls, SD	•			
Spokane	•		•	
Springfield-Chicopee-Holyoke	•		•	
* Springfield, IL	•			
Springfield, MO	•			
* Staunton-Waynesboro, VA	•			
Steubenville-Weirton	•			
Stockton	•			
Syracuse	•		•	
Tallahassee	•			
Tampa-St. Petersburg	•		•	•
Terre Haute	•			
Toledo	•		•	
Topeka	•			
Tucson	•		•	
Tulsa	•		•	
* Twin Falls, ID	•			
†* Tyler, TX	•			
Utica-Rome	•			
* Victoria, TX	•			
Waco	•			
Washington, DC	•		•	
* Waterbury, CT	•			
Waterloo-Cedar Falls	•			
†* Watertown, NY	•			
West Palm Beach-Boca Raton	•		•	
Wheeling	•			
Wichita, KS	•		•	
Wichita Falls, TX	•			
†* Williamsport, PA	•			
Wilmington, DE	•		•	
Wilmington, NC	•			
Worcester	•		•	
Yakima	•			
York	•		•	
Youngstown-Warren	•		•	
†* Yuma, AZ	•			

Note: The survey frequency of some markets may change. Additionally, the survey dates are also subject to change.
† Denotes markets added for the Spring Arbitron Sweep.
* Denotes Condensed Radio Markets.

Arbitron Radio Measurement of Top 50 ADI's

Since the Spring 1979 survey, Arbitron has measured and reported radio listening in the ADI every time one of the Top 50 ADI's is measured. (ADI's are defined by Arbitron Television and cannot be changed by Arbitron Radio.)

A list of the Top 50 ADI's, which will be used for the Spring 1980 survey appears below.

MARKET	RANK	MARKET	RANK
New York	1	Cincinnati	28
Los Angeles	2	Buffalo	29
Chicago	3	Nashville	30
Philadelphia	4	Phoenix	31
San Francisco	5	Charlotte	32
Boston	6	Memphis	33
Detroit	7	New Orleans	34
Washington, DC	8	Columbus, OH	35
Cleveland	9	Greenville-Spartanburg-Asheville	36
Dallas-Ft. Worth	10	Grand Rapids-Kalamazoo-Battle Creek	37
Pittsburgh	11	Providence	38
Houston	12	Oklahoma City	39
Minneapolis-St. Paul	13	Orlando-Daytona Beach	40
St. Louis	14	Charleston-Huntington	41
Miami	15	Raleigh-Durham	42
Atlanta	16	Louisville	43
Seattle-Tacoma	17	Dayton	44
Tampa-St. Petersburg	18	Harrisburg-York-Lancaster-Lebanon	45
Baltimore	19	Norfolk-Portsmouth-Newport News-Hampton	46
Hartford-New Haven	20	Salt Lake City	47
Denver	21	Albany-Schenectady-Troy	48
Indianapolis	22	Birmingham	49
Sacramento-Stockton	23	Wilkes Barre-Scranton	50
Portland, OR	24		
San Diego	25		
Milwaukee	26		
Kansas City	27		

Survey Area Definition Procedures for Arbitron Radio Market Reports

For survey area definition purposes, a county is defined as the normally accepted geographic subdivision within a state. When a county has been divided by Arbitron into two or more sampling units (split counties) because of unusual topographic or geographic factors affecting signal reception, the implementation of high density black or Hispanic area definitions or to conform to SMSA definitions, the separate segments of a split or divided county are treated as distinct and separate "counties".

Metro Survey Area (MSA)

Metro Survey Areas generally correspond to Standard Metropolitan Statistical Areas (SMSA's) as defined by the U.S. Government's Office of Federal Statistics, Policy and Standards subject to exceptions dictated by historical industry usage and other marketing considerations.

In New England, SMSA's are defined on a "town" rather than a county basis. Where the SMSA represents 65% or more of the SRDS full-county definition for the market, Arbitron uses the SRDS full-county definition to define the Metro Survey Area; where the SMSA represents less than 65% of the population of the SRDS full-county definition for the market, Arbitron uses the SMSA to define the Metro Survey Area.

In some cases the Standard Consolidated Statistical Area (SCSA) is used which is also defined by the Office of Federal Statistics, Policy and Standards.

Where a SMSA exists in a market, that area will be termed the Metro area and used by Arbitron as the Metro Survey Area. Where there is no SMSA, the Home County(ies) of subscribing stations may be used as the Metro Area. Outside of New England no Metro Area reported by Arbitron is less than the full SMSA as defined by the Office of Federal Statistics, Policy and Standards. There are exceptions to the use of the full SCSA as the Metro area. Each exception is noted in the Standard Radio Market Report and the Condensed Radio Market Report.

Total Survey Area (TSA)

The Survey Area Definition procedures listed below are utilized in Arbitron's annual update of the non-Metro Total Survey Areas of Standard Radio Markets and Condensed Radio Markets. They do not apply to the Special Arbitron Reports.

Criteria for Design of Initial Market Definitions

Diary results from previous surveys in adjacent markets will be used to determine whether a

county will be included in or excluded from a market definition. Counties will be evaluated using the same general criteria employed in updating survey area definitions of markets which have been surveyed previously (subject to Exceptional Conditions, see next page).

Subsequent review of the initial survey area definition will take place at least once a year.

Criteria for Updating Existing Market Area Definitions

The annual update of non-metro TSA's is effective with the April/May survey period. All counties surveyed more than twice per year are evaluated based on diary returns from the previous two April/May surveys and the October/November survey that falls between the two April/May surveys. For example, this April/May 1980 update is based on April/May 1979, October/November 1978 and April/May 1978. Counties surveyed less than twice per year are based on the two previous April/May surveys, if available.

The procedure for retaining, adding or deleting of counties in which diary-based listening data are available from previous surveys are:

The criteria for retaining, adding or deleting counties generally are based on share of diary mentions (see Exceptional Conditions next page). Diary mentions to a given station are the number of different diaries in which the station was mentioned with five or more minutes of listening in a quarter hour, during a given daypart at any time during the survey week.

Within each measured county, diary mentions to all home stations are divided by total diary mentions to all stations to arrive at a share of diary mentions for home stations:

$$\frac{476 \text{ (Mentions to Home Stations)}}{1802 \text{ (Mentions to All Stations)}} = 26.4\% \text{ (Home Station Share of Mentions)}$$

- A county will be added to (or retained in) a market definition if the Home Stations Share of Mentions is 10% or more **and** the Home Stations receive a minimum of 10 diary mentions. If the Share is less than 10% or the Home Stations do not have 10 or more diary mentions, a county will be deleted.
- Whenever possible, all market definition reviews will be based on the combined diary results of at least two surveys.

Exceptional Conditions

Arbitron reserves the right to exercise its best professional judgement in modifying and/or waiving certain procedures specified on the previous page whenever strict adherence to these procedures would result in a county addition or deletion which would appear unreasonable or illogical in light of known topographic, geographic or other exceptional conditions.

Among the exceptional conditions used in this annual update, were the following:

- A county was added to or retained in the Survey Area Definition even though all three criteria

(10 in-tab diaries, 10 Home Station Mentions and 10% Home Stations Share) were not met, if the county had a Home Station Share of 15% or more.

- A county was retained or added to the Survey Area Definition in order to maintain the geographic contiguity of the market definition when 75% or more of the county was surrounded by other counties in the market definition.
- In some cases, after publication of this year's Survey Area update, some counties may be added, retained or deleted when all the subscribing stations in a market agree to a deviation from the above procedures.

Definition of Maps

The maps on the following pages show survey area definitions for all radio markets scheduled to be surveyed by Arbitron Radio in April 1980-April 1981, as of this printing. **Additional markets may be added and the survey frequency of some markets may be changed during the year.**

ON EACH MAP

- The Total Survey Area (TSA) is shown in white
- The Metro Survey Area (MSA) is horizontally hatched
- The Area of Dominant Influence (ADI)* is depicted with diagonal hatching

ACCOMPANYING EACH MAP

- Market name: **And if ethnically controlled i.e., High Density Hispanic Area (HDHA) or High Density Black Area (HDBA)**
- Metro Rank: **Based on October/November 1979 population estimates, for Standard Radio Markets only**
- Metro Population: **Based on October/November 1979 estimates**
12+ Women 18+
Men 18+ Teens 12-17
- Metro Audience Levels by Major Daypart: **Based on April/May 1979 figures**
Average Quarter-Hour Rating
Cume Rating
- Measurement: **Expressed as total number of measured weeks per year**

- Frequency of Measurement: **Expressed as number of reports per year**
- Schedule: **When surveyed**
- Type of Report: **Standard or Condensed**
- Reported Home Stations: **Total number of Home Stations which appear above the line, in the April/May 1979 Book.**

*The ADI is Arbitron Television's geographic market design which defines each Television market exclusive of others based on measurable viewing patterns. Every county in the United States (excluding Hawaii and the portions of Alaska outside of the Anchorage ADI) is allocated exclusively to only one ADI. These ADI definitions are subject to change effective with the October/November survey.

National 12+ population as of January 1980:

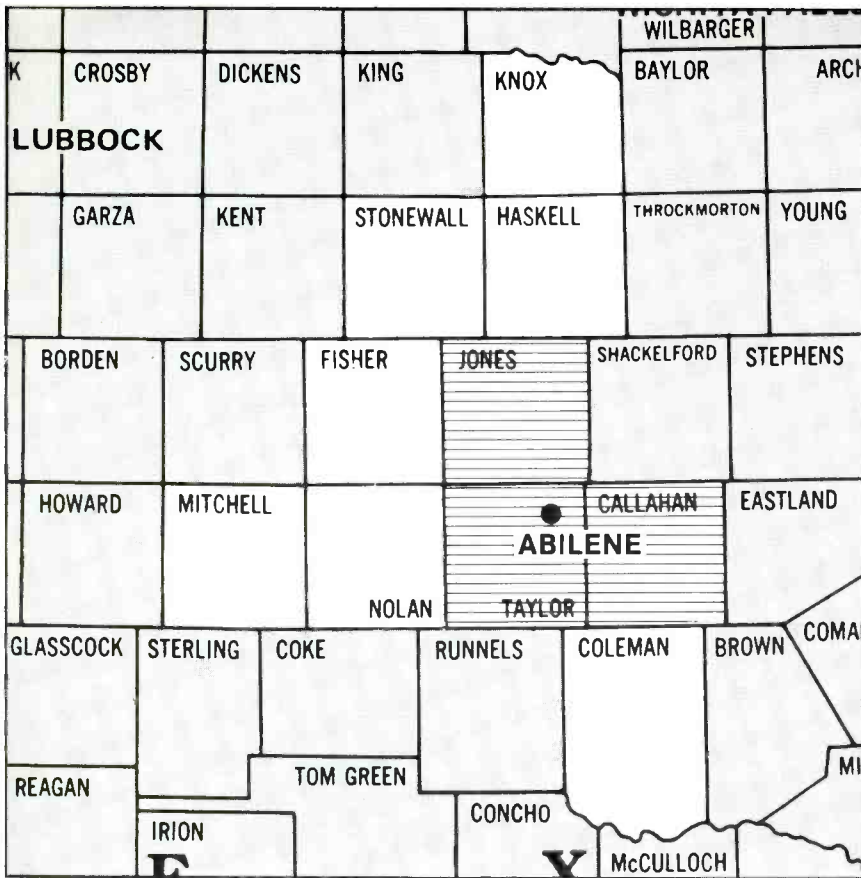
- Entire United States: **182,394,900**
- Continental United States: **181,316,900**

National Average Quarter-Hour Rating and Cume Rating by Daypart, as of April/May 1979, are:

		AOH	CUME
Monday-Sunday	6AM-MID	16.4	95.3
Monday-Friday	6AM-10AM	23.9	83.3
Monday-Friday	10AM-3PM	18.6	66.0
Monday-Friday	3PM-7PM	17.7	76.2
Monday-Friday	7PM-MID	9.6	57.8

Maps in this book are Copyright American Map Co., New York, License No. 14092

All Arbitron audience data are approximations subject to both the statistical variance associated with all surveys using a sample of the universe and to the limitations inherent in Arbitron's methodology. (See any Arbitron Radio Market Report). Hence, the accuracy of Arbitron's estimates cannot be determined to any precise mathematical value or definition.



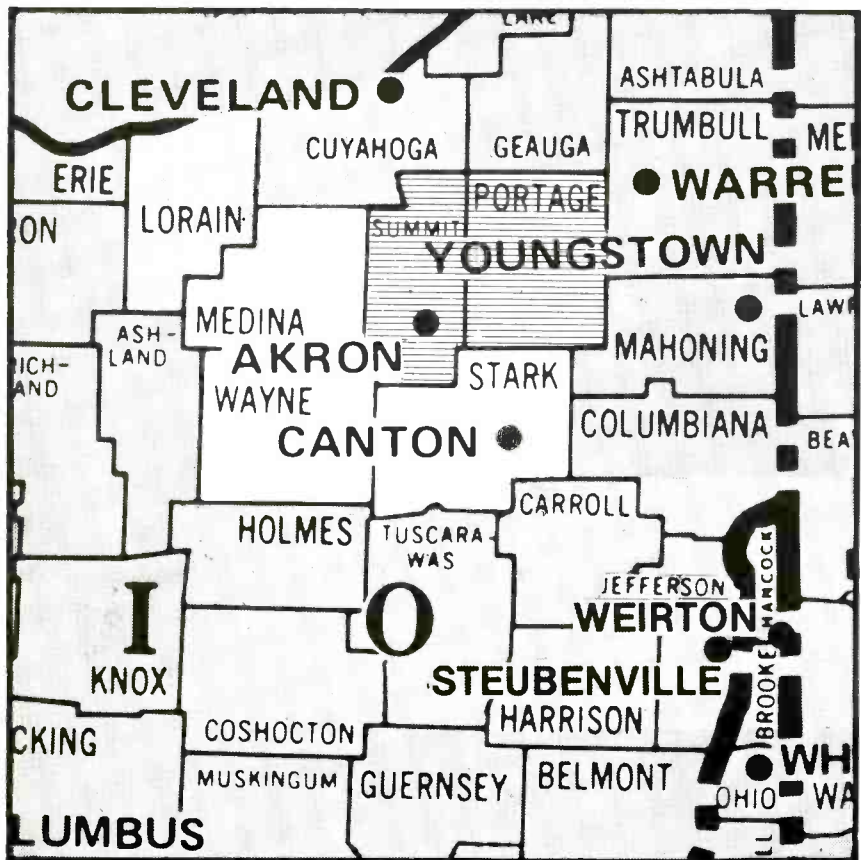
Abilene, TX

Metro Rank:

Metro Population 12 + : **109,700**
 Men 18 + : **45,800**
 Women 18 + : **50,800**
 Teens 12-17: **13,100**

METRO AUDIENCE LEVELS	AQH	CUME
Monday-Sunday 6AM-MID	12.6	90.2
Monday-Friday 6AM-10AM	19.5	76.6
Monday-Friday 10AM-3PM	14.0	64.7
Monday-Friday 3PM-7PM	14.7	66.6
Monday-Friday 7PM-MID	6.4	41.8

Measurement: **4 weeks per year**
 Frequency: **1 report per year**
 Schedule: **Apr / May**
 Type of Report: **Condensed**
 Reported Home Stations: **AM: 4, FM: 3**



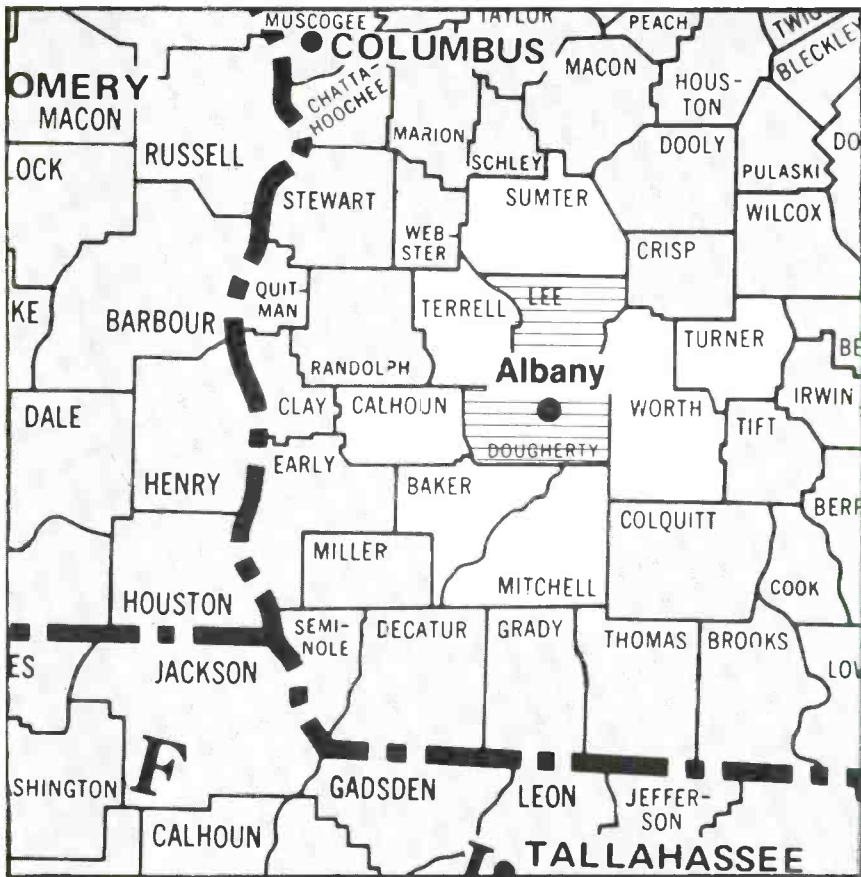
Akron

Metro Rank: **55**

Metro Population 12 + : **545,700**
 Men 18 + : **226,500**
 Women 18 + : **247,800**
 Teens 12-17: **71,400**

METRO AUDIENCE LEVELS	AQH	CUME
Monday-Sunday 6AM-MID	15.7	94.0
Monday-Friday 6AM-10AM	23.6	82.3
Monday-Friday 10AM-3PM	18.1	67.9
Monday-Friday 3PM-7PM	16.8	76.3
Monday-Friday 7PM-MID	9.6	61.9

Measurement: **8 weeks per year**
 Frequency: **2 reports per year**
 Schedule: **Apr / May, Oct / Nov**
 Type of Report: **Standard**
 Reported Home Stations: **AM: 5, FM: 3**



Albany, GA

HDBA

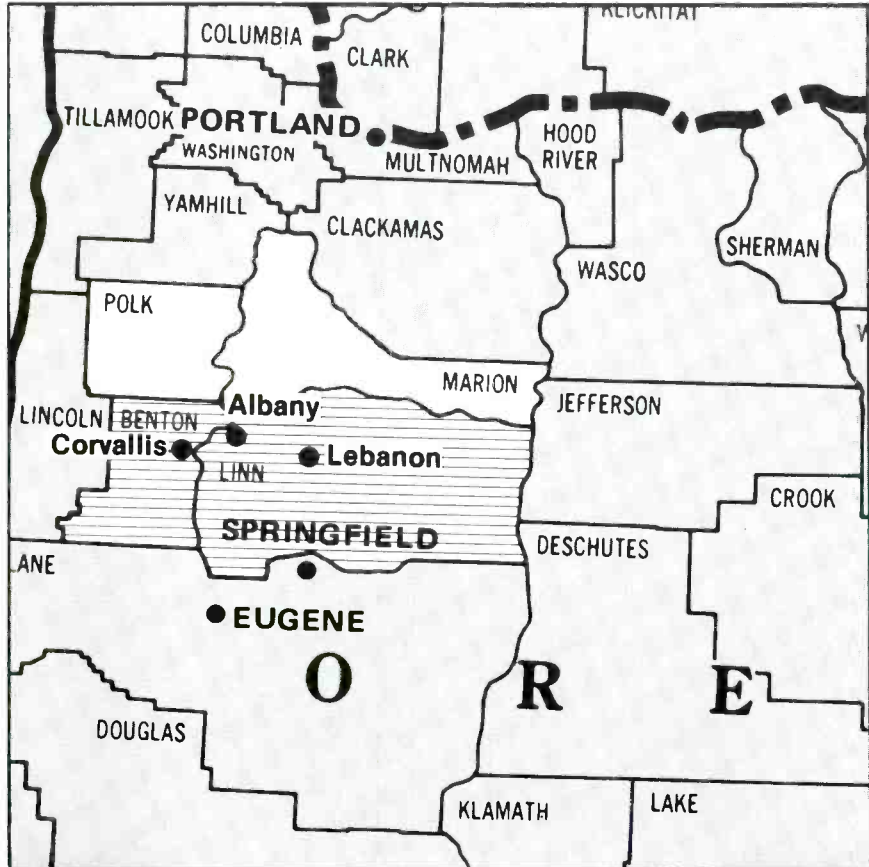
Metro Rank:

Metro Population 12 + : **84,900**
 Men 18 + : **34,000**
 Women 18 + : **38,600**
 Teens 12-17: **12,300**

METRO AUDIENCE LEVELS AQH CUME

Monday-Sunday 6AM-MID **Not Available**
 Monday-Friday 6AM-10AM
 Monday-Friday 10AM-3PM
 Monday-Friday 3PM-7PM
 Monday-Friday 7PM-MID

Measurement: **4 weeks per year**
 Frequency: **1 report per year**
 Schedule: **Apr / May**
 Type of Report: **Condensed**
 Reported Home Stations: AM: N/A
 FM: N/A



Albany-Corvallis-Lebanon, OR

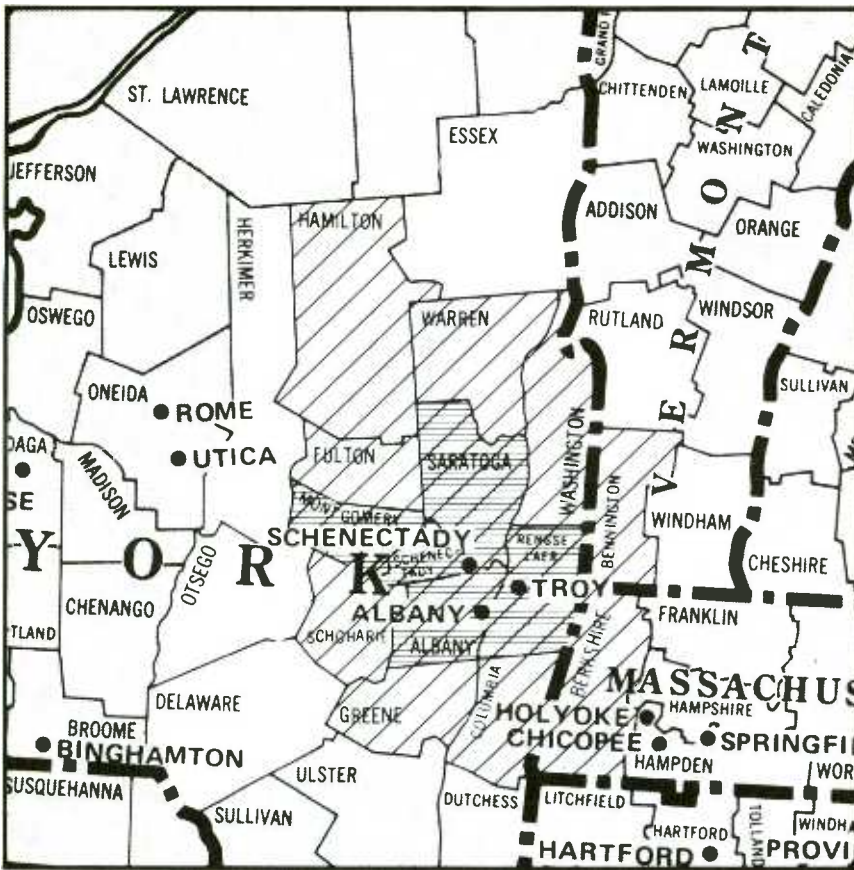
Metro Rank:

Metro Population 12 + : **158,200**
 Men 18 + : **68,700**
 Women 18 + : **73,300**
 Teens 12-17: **16,200**

METRO AUDIENCE LEVELS AQH CUME

Monday-Sunday 6AM-MID **Not Available**
 Monday-Friday 6AM-10AM
 Monday-Friday 10AM-3PM
 Monday-Friday 3PM-7PM
 Monday-Friday 7PM-MID

Measurement: **4 weeks per year**
 Frequency: **1 report per year**
 Schedule: **Apr / May**
 Type of Report: **Condensed**
 Reported Home Stations: AM: N/A
 FM: N/A



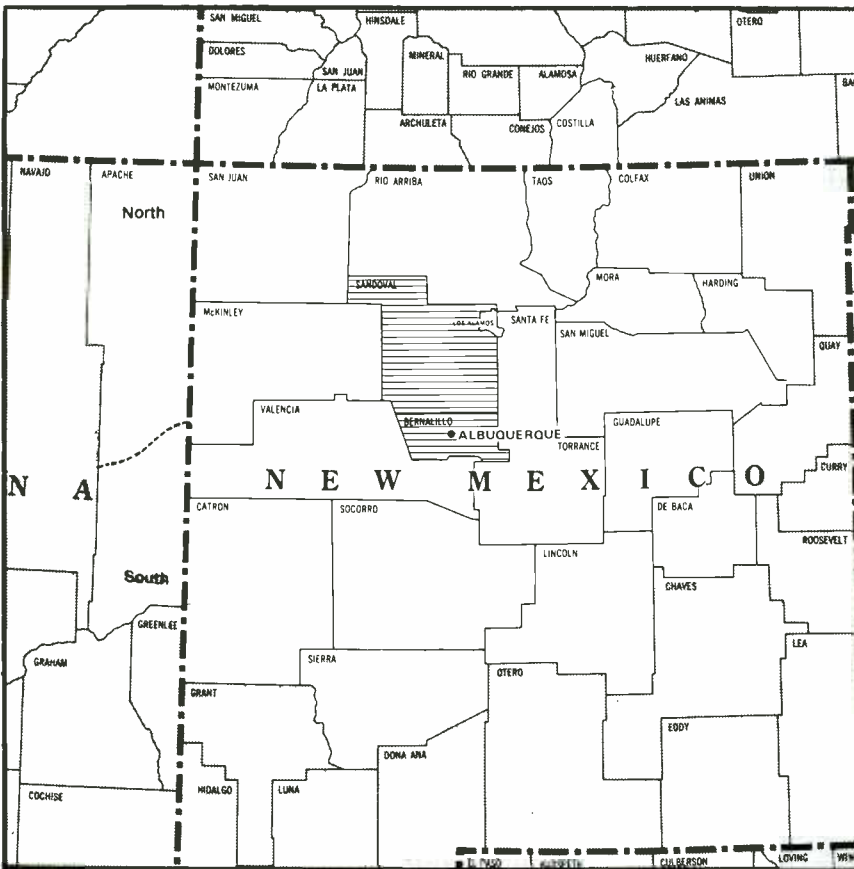
Albany-Schenectady-Troy

Metro Rank: 48

Metro Population 12 + : 660,700
 Men 18 + : 269,200
 Women 18 + : 308,100
 Teens 12-17: 83,400

METRO AUDIENCE LEVELS	AOH	CUME
Monday-Sunday 6AM-MID	14.8	93.9
Monday-Friday 6AM-10AM	22.9	83.9
Monday-Friday 10AM-3PM	16.1	61.8
Monday-Friday 3PM-7PM	15.2	74.4
Monday-Friday 7PM-MID	8.5	55.2

Measurement: 8 weeks per year
 Frequency: 2 reports per year
 Schedule: Apr/May, Oct/Nov
 Type of Report: Standard
 Reported Home Stations: AM: 10, FM: 8



Albuquerque

HDHA

Metro Rank: 85

Metro Population 12 + : 341,700
 Men 18 + : 139,900
 Women 18 + : 153,500
 Teens 12-17: 48,300

METRO AUDIENCE LEVELS	AOH	CUME
Monday-Sunday 6AM-MID	15.1	91.5
Monday-Friday 6AM-10AM	21.3	82.1
Monday-Friday 10AM-3PM	17.6	66.5
Monday-Friday 3PM-7PM	16.9	72.9
Monday-Friday 7PM-MID	7.9	49.1

Measurement: 8 weeks per year
 Frequency: 2 reports per year
 Schedule: Apr/May, Oct/Nov
 Type of Report: Standard
 Reported Home Stations: AM: 10, FM: 7



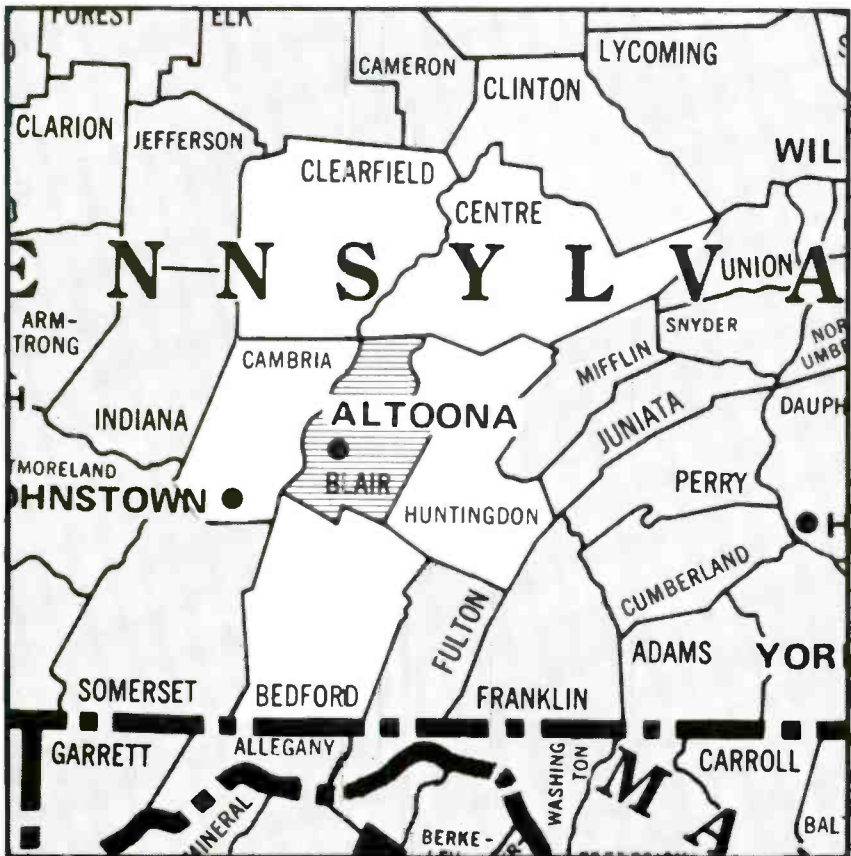
Allentown-Bethlehem-Easton

Metro Rank: 56

Metro Population 12+ : 533,300
 Men 18+ : 223,200
 Women 18+ : 248,400
 Teens 12-17 : 61,700

METRO AUDIENCE LEVELS	AQH	CUME
Monday-Sunday 6AM-MID	17.7	94.3
Monday-Friday 6AM-10AM	25.6	84.8
Monday-Friday 10AM-3PM	22.9	62.5
Monday-Friday 3PM-7PM	19.7	74.7
Monday-Friday 7PM-MID	8.0	56.6

Measurement: 8 weeks per year
 Frequency: 2 reports per year
 Schedule: Apr/May, Oct/Nov
 Type of Report: Standard
 Reported Home Stations: AM: 8, FM: 5



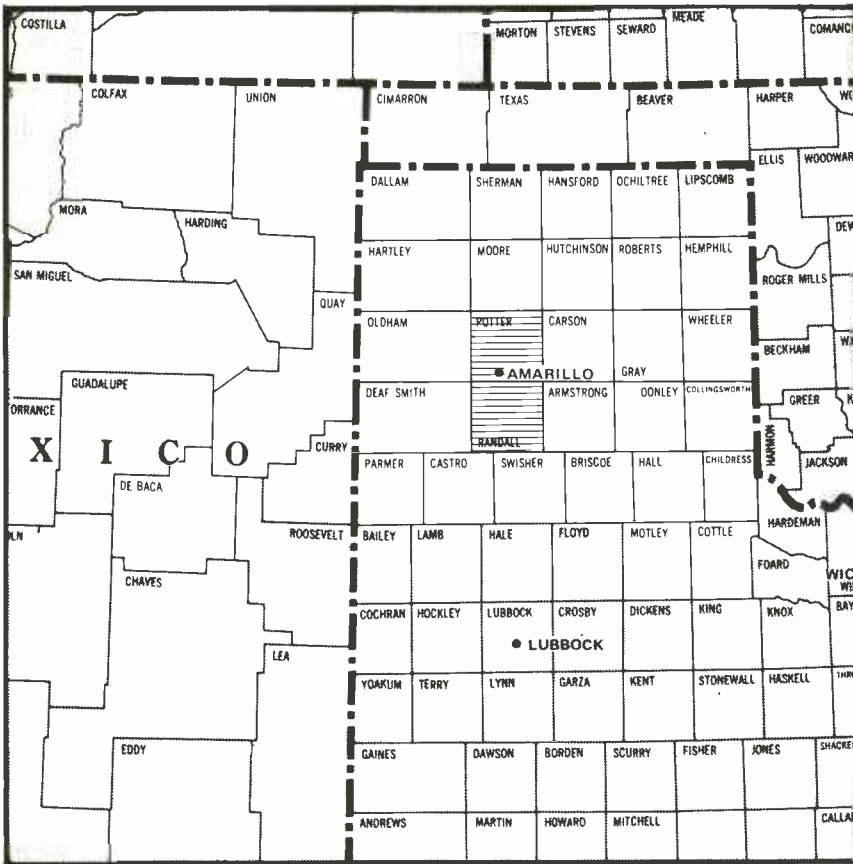
Altoona

Metro Rank: 165

Metro Population 12+ : 112,900
 Men 18+ : 45,100
 Women 18+ : 54,100
 Teens 12-17 : 13,700

METRO AUDIENCE LEVELS	AQH	CUME
Monday-Sunday 6AM-MID	15.0	94.9
Monday-Friday 6AM-10AM	21.6	78.3
Monday-Friday 10AM-3PM	20.3	67.1
Monday-Friday 3PM-7PM	16.0	77.1
Monday-Friday 7PM-MID	9.1	58.5

Measurement: 4 weeks per year
 Frequency: 1 report per year
 Schedule: Apr/May
 Type of Report: Standard
 Reported Home Stations: AM: 5, FM: 3



Amarillo

Metro Rank: 158

Metro Population 12 + : 135,200

Men 18 + : 56,100

Women 18 + : 61,700

Teens 12-17: 17,400

METRO AUDIENCE LEVELS	AQH	CUME
Monday-Sunday 6AM-MID	13.5	93.2
Monday-Friday 6AM-10AM	20.2	77.0
Monday-Friday 10AM-3PM	18.2	62.2
Monday-Friday 3PM-7PM	16.6	78.6
Monday-Friday 7PM-MID	6.9	55.2

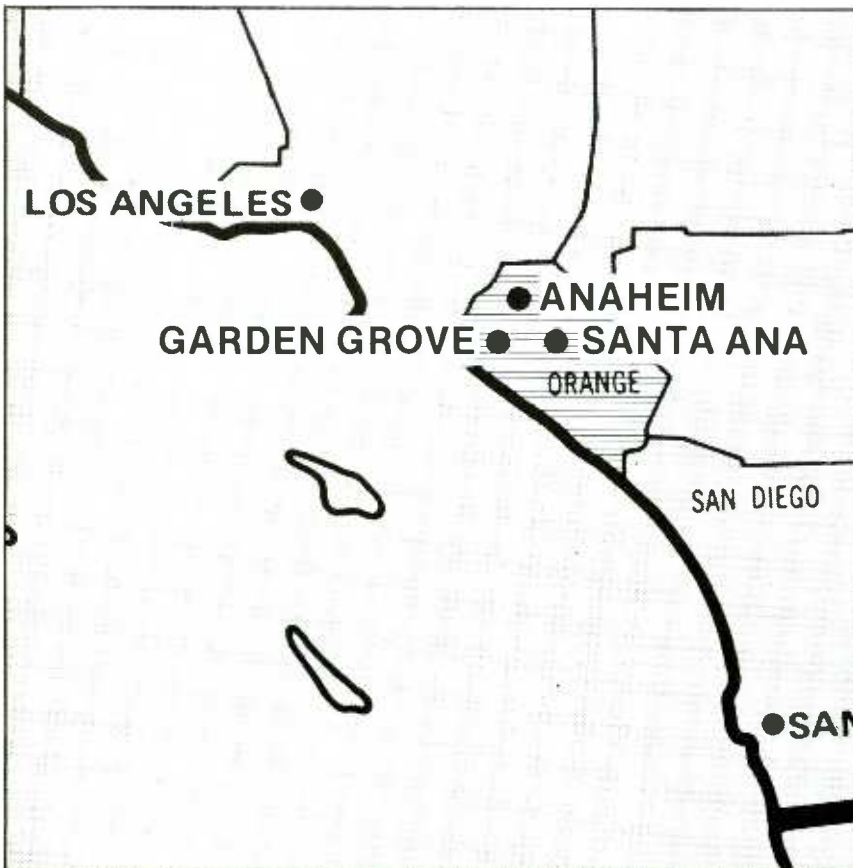
Measurement: 4 weeks per year

Frequency: 1 report per year

Schedule: Apr / May

Type of Report: Standard

Reported Home Stations: AM: 7, FM: 5



Anaheim-Santa Ana-Garden Grove

(Orange County, CA)

Metro Rank: 18

Metro Population 12 + : 1,562,300

Men 18 + : 651,700

Women 18 + : 697,000

Teens 12-17: 213,600

METRO AUDIENCE LEVELS	AQH	CUME
Monday-Sunday 6AM-MID	17.8	96.2
Monday-Friday 6AM-10AM	24.6	86.3
Monday-Friday 10AM-3PM	20.5	67.7
Monday-Friday 3PM-7PM	20.6	82.7
Monday-Friday 7PM-MID	10.9	65.1

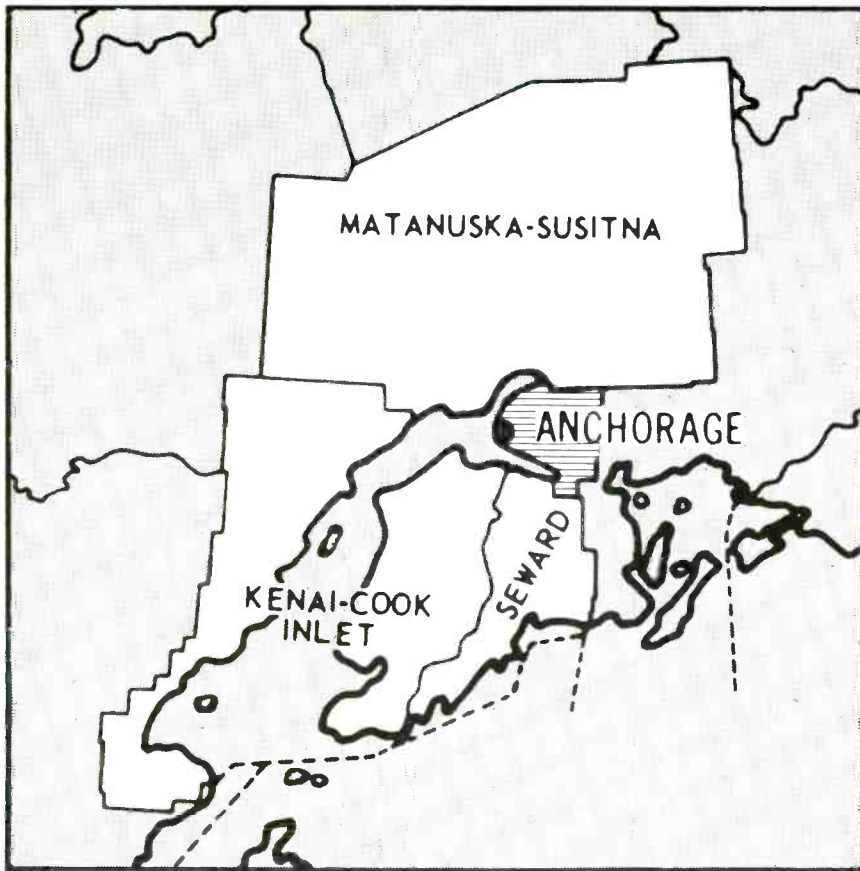
Measurement: 24 weeks per year

Frequency: 2 reports per year

Schedule: Spring, Fall

Type of Report: Standard

Reported Home Stations: AM: 2, FM: 5



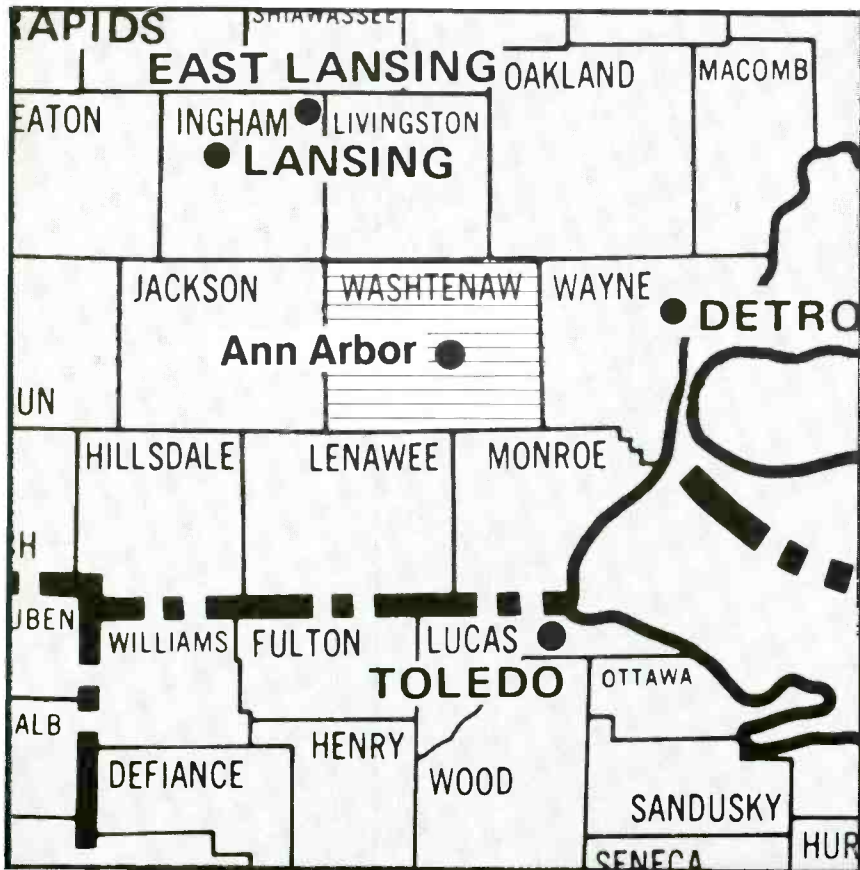
Anchorage

Metro Rank: 151

Metro Population 12 + : 145,600
 Men 18 + : 64,600
 Women 18 + : 59,300
 Teens 12-17: 21,700

METRO AUDIENCE LEVELS	AQH	CUME
Monday-Sunday 6AM-MID	14.7	92.4
Monday-Friday 6AM-10AM	21.4	77.6
Monday-Friday 10AM-3PM	17.1	65.1
Monday-Friday 3PM-7PM	16.7	76.3
Monday-Friday 7PM-MID	9.9	57.8

Measurement: 8 weeks per year
 Frequency: 2 reports per year
 Schedule: Apr / May, Oct / Nov
 Type of Report: Standard
 Reported Home Stations: AM: 6, FM: 5



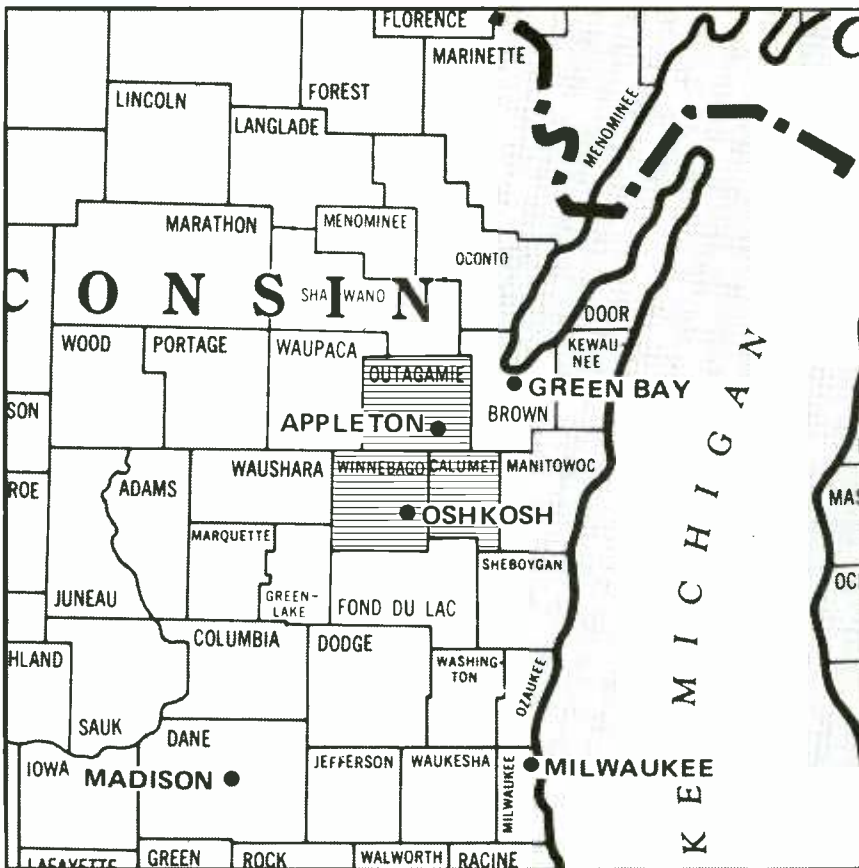
Ann Arbor, MI

Metro Rank:

Metro Population 12 + : 214,300
 Men 18 + : 96,700
 Women 18 + : 97,200
 Teens 12-17: 20,400

METRO AUDIENCE LEVELS	AQH	CUME
Monday-Sunday 6AM-MID	Not Available	
Monday-Friday 6AM-10AM		
Monday-Friday 10AM-3PM		
Monday-Friday 3PM-7PM		
Monday-Friday 7PM-MID		

Measurement: 4 weeks per year
 Frequency: 1 report per year
 Schedule: Apr / May
 Type of Report: Condensed
 Reported Home Stations: AM: N/A
 FM: N/A



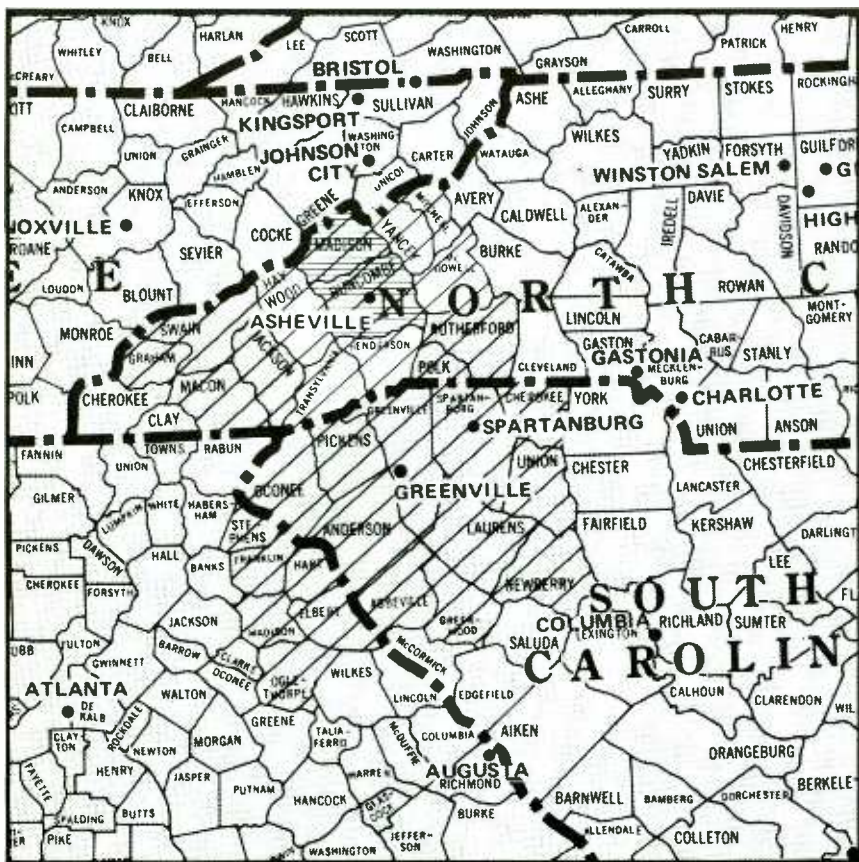
Appleton-Oshkosh

Metro Rank: 114

Metro Population 12 + : **244,700**
 Men 18 + : **101,000**
 Women 18 + : **108,900**
 Teens 12-17: **34,800**

METRO AUDIENCE LEVELS	AQH	CUME
Monday-Sunday 6AM-MID	15.1	93.2
Monday-Friday 6AM-10AM	21.7	82.0
Monday-Friday 10AM-3PM	18.4	71.2
Monday-Friday 3PM-7PM	15.9	75.7
Monday-Friday 7PM-MID	8.6	60.5

Measurement: 4 weeks per year
 Frequency: 1 report per year
 Schedule: Apr / May
 Type of Report: Standard
 Reported Home Stations: AM: 6, FM: 6



Asheville

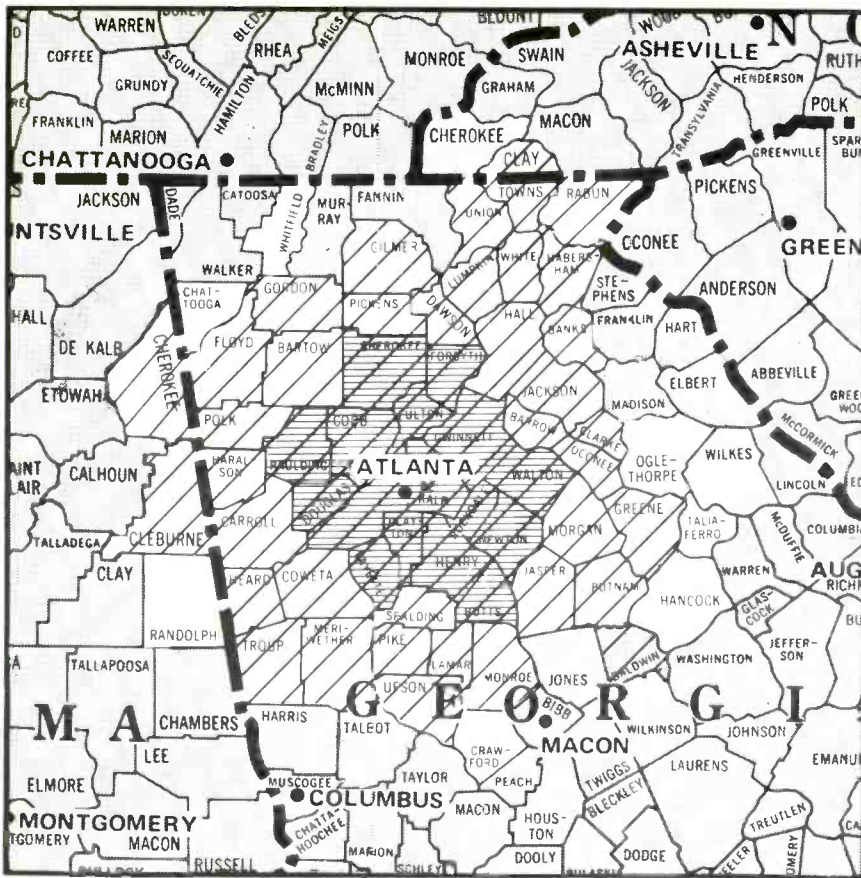
And Greenville-Spartanburg-Asheville ADI

Metro Rank: 152

Metro Population 12 + : **144,700**
 Men 18 + : **59,400**
 Women 18 + : **69,600**
 Teens 12-17: **15,700**

METRO AUDIENCE LEVELS	AQH	CUME
Monday-Sunday 6AM-MID	12.4	96.2
Monday-Friday 6AM-10AM	24.9	88.1
Monday-Friday 10AM-3PM	14.7	64.6
Monday-Friday 3PM-7PM	10.4	68.9
Monday-Friday 7PM-MID	8.0	54.6

Measurement: 4 weeks per year
 Frequency: 1 report per year
 Schedule: Apr / May (ADI)
 Type of Report: Standard
 Reported Home Stations: AM: 6, FM: 2



Atlanta

And Atlanta ADI

HDBA

Metro Rank: 19

Metro Population 12 + : 1,532,500
 Men 18 + : 634,100
 Women 18 + : 703,200
 Teens 12-17: 195,200

METRO AUDIENCE LEVELS	AQH	CUME
Monday-Sunday 6AM-MID	14.7	95.3
Monday-Friday 6AM-10AM	23.1	82.4
Monday-Friday 10AM-3PM	14.9	59.0
Monday-Friday 3PM-7PM	17.0	77.7
Monday-Friday 7PM-MID	8.3	54.1

Measurement: 8 weeks per year
 Frequency: 2 reports per year
 Schedule: Apr / May (ADI), Oct / Nov (ADI)
 Type of Report: Standard
 Reported Home Stations: AM: 14, FM: 9



Atlantic City

HDBA

Metro Rank: 148

Metro Population 12 + : 157,700
 Men 18 + : 62,300
 Women 18 + : 77,000
 Teens 12-17: 18,400

METRO AUDIENCE LEVELS	AQH	CUME
Monday-Sunday 6AM-MID	14.5	93.2
Monday-Friday 6AM-10AM	22.3	81.6
Monday-Friday 10AM-3PM	18.5	62.2
Monday-Friday 3PM-7PM	16.1	70.8
Monday-Friday 7PM-MID	8.5	55.9

Measurement: 4 weeks per year
 Frequency: 1 report per year
 Schedule: Apr / May
 Type of Report: Standard
 Reported Home Stations: AM: 5, FM: 5



Augusta, GA

HDBA

Metro Rank: 121

Metro Population 12+ : 232,200
 Men 18+ : 98,800
 Women 18+ : 101,600
 Teens 12-17: 31,800

METRO AUDIENCE LEVELS	AQH	CUME
Monday-Sunday 6AM-MID	15.6	91.7
Monday-Friday 6AM-10AM	23.2	84.6
Monday-Friday 10AM-3PM	15.1	57.3
Monday-Friday 3PM-7PM	17.2	73.3
Monday-Friday 7PM-MID	10.7	57.6

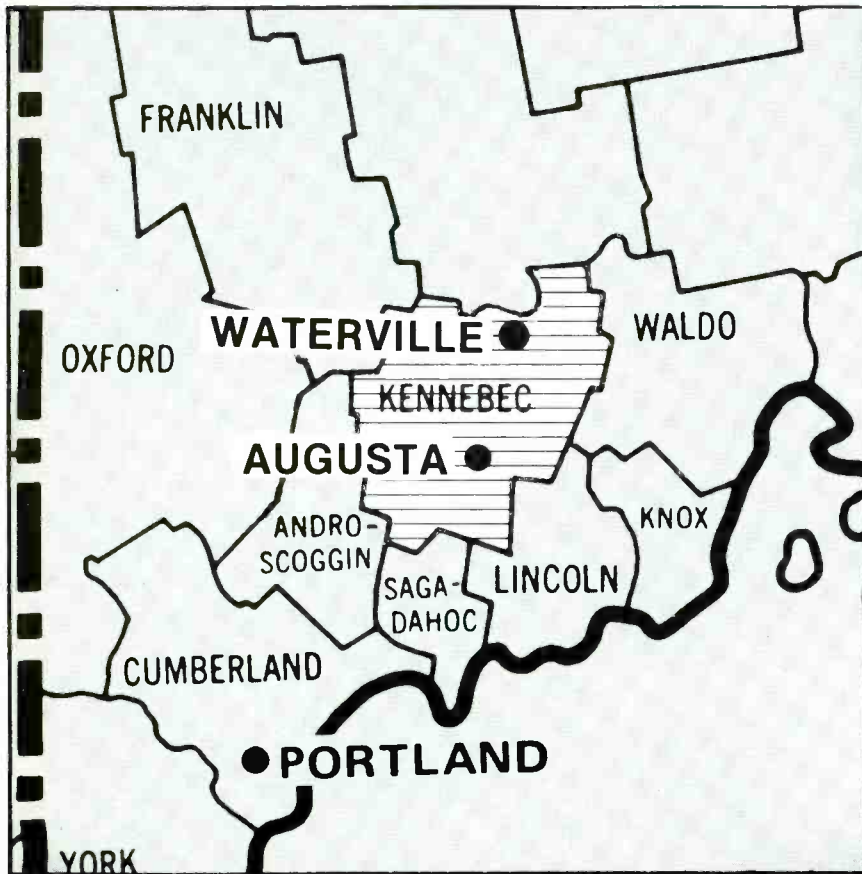
Measurement: 4 weeks per year

Frequency: 1 report per year

Schedule: Apr / May

Type of Report: Standard

Reported Home Stations: AM: 8, FM: 5



Augusta-Waterville, ME

Metro Rank:

Metro Population 12+ : 87,800
 Men 18+ : 35,600
 Women 18+ : 40,500
 Teens 12-17: 11,700

METRO AUDIENCE LEVELS	AQH	CUME
Monday-Sunday 6AM-MID	14.4	93.8
Monday-Friday 6AM-10AM	21.8	79.7
Monday-Friday 10AM-3PM	16.9	63.9
Monday-Friday 3PM-7PM	13.7	72.2
Monday-Friday 7PM-MID	9.4	54.0

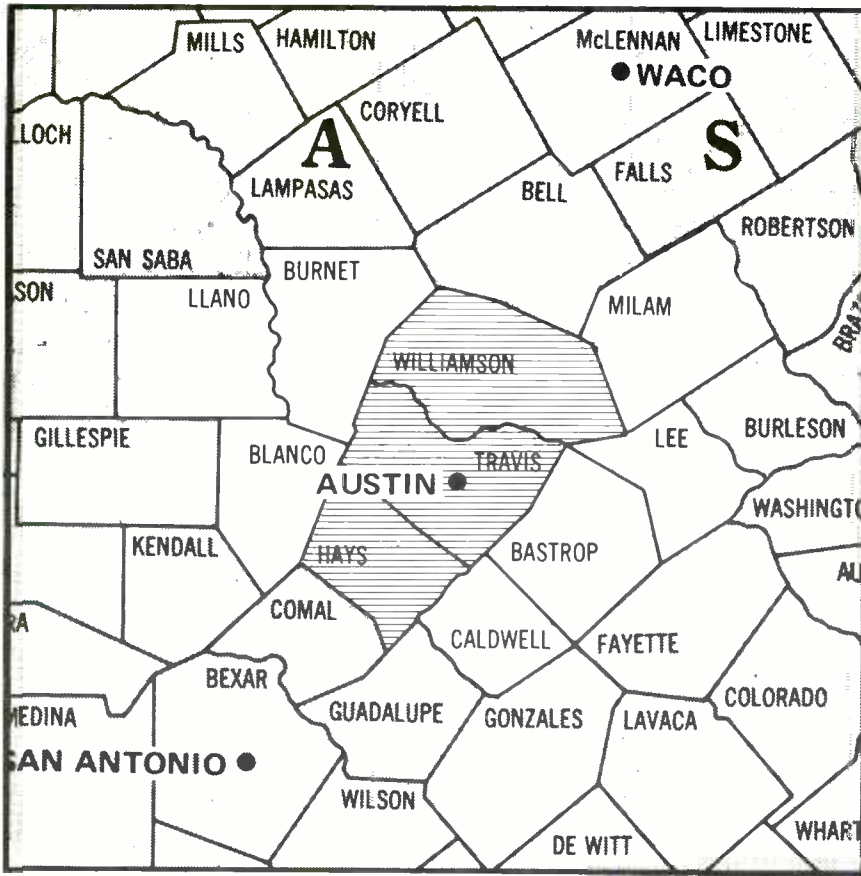
Measurement: 4 weeks per year

Frequency: 1 report per year

Schedule: Apr / May

Type of Report: Condensed

Reported Home Stations: AM: 4, FM: 3



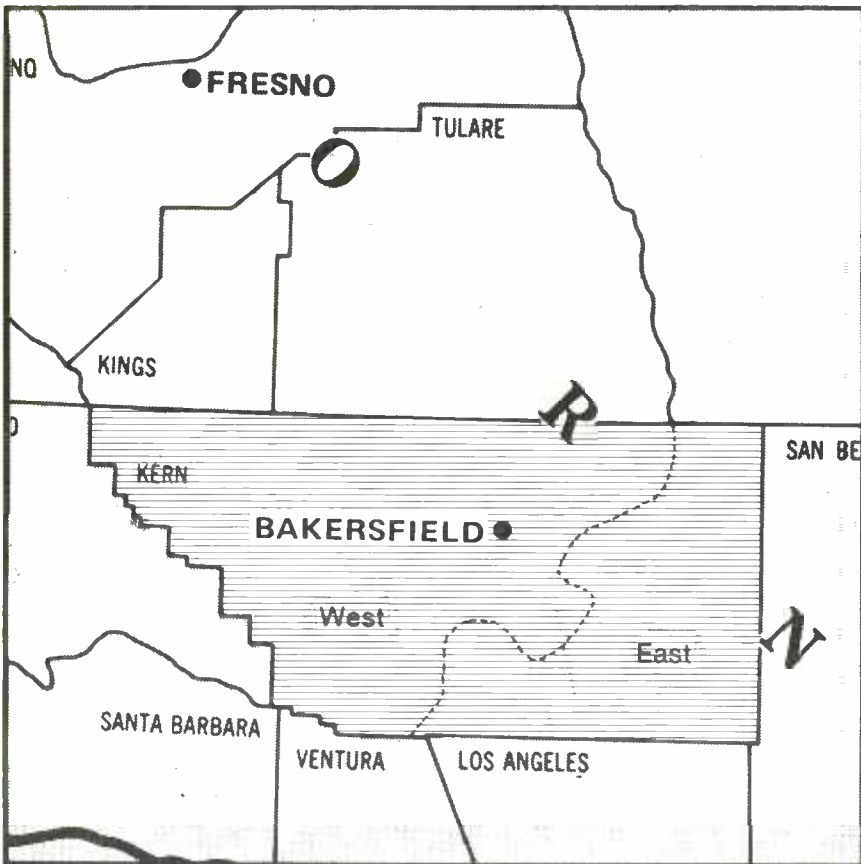
Austin, TX

Metro Rank: 72

Metro Population 12+: **126,800**
 Men 18+: **53,400**
 Women 18+: **57,200**
 Teens 12-17: **16,200**

METRO AUDIENCE LEVELS	AQH	CUME
Monday-Sunday 6AM-MID	16.6	93.1
Monday-Friday 6AM-10AM	24.0	81.3
Monday-Friday 10AM-3PM	17.5	65.0
Monday-Friday 3PM-7PM	19.2	78.2
Monday-Friday 7PM-MID	10.2	59.1

Measurement: 8 weeks per year
 Frequency: 2 reports per year
 Schedule: Apr/May, Oct/Nov
 Type of Report: Standard
 Reported Home Stations: AM: 6, FM: 6



Bakersfield

HDHA

Metro Rank: 98

Metro Population 12+: **301,200**
 Men 18+: **126,000**
 Women 18+: **132,000**
 Teens 12-17: **43,200**

METRO AUDIENCE LEVELS	AQH	CUME
Monday-Sunday 6AM-MID	15.2	94.0
Monday-Friday 6AM-10AM	24.4	81.0
Monday-Friday 10AM-3PM	17.6	66.4
Monday-Friday 3PM-7PM	15.7	73.0
Monday-Friday 7PM-MID	6.5	52.4

Measurement: 24 weeks per year
 Frequency: 2 reports per year
 Schedule: Spring, Fall
 Type of Report: Standard
 Reported Home Stations: AM: 13, FM: 5



Baltimore

And Baltimore ADI

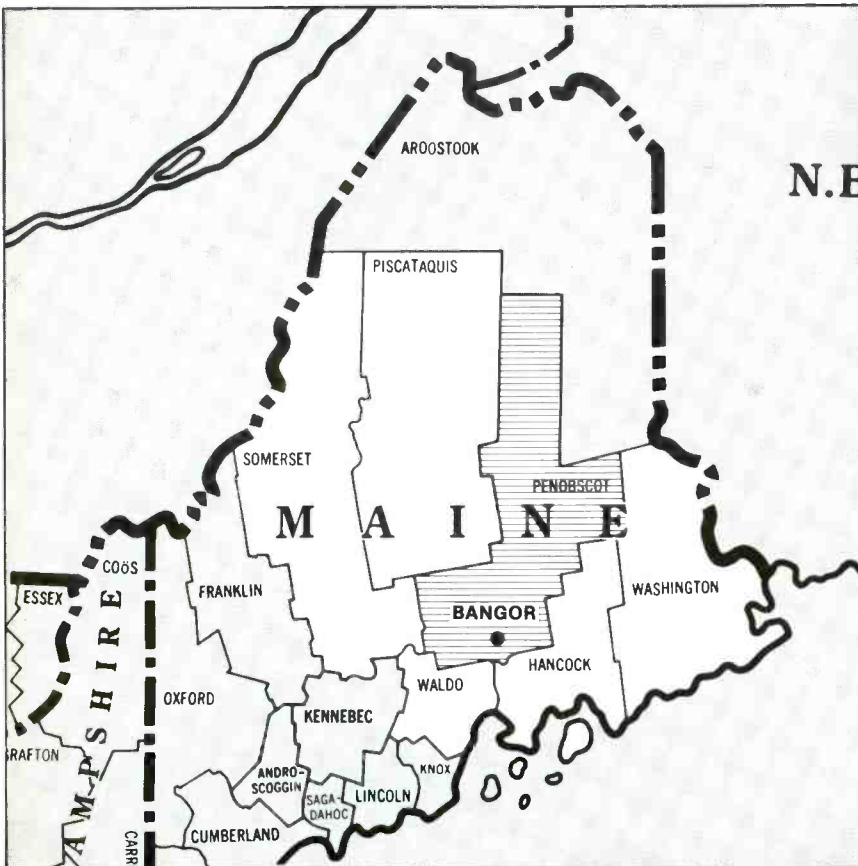
HDBA

Metro Rank: 14

Metro Population 12+: 1,817,900
 Men 18+: 755,300
 Women 18+: 826,000
 Teens 12-17: 236,600

METRO AUDIENCE LEVELS	AQH	CUME
Monday-Sunday 6AM-MID	16.5	96.3
Monday-Friday 6AM-10AM	22.0	83.1
Monday-Friday 10AM-3PM	17.5	63.7
Monday-Friday 3PM-7PM	18.7	76.2
Monday-Friday 7PM-MID	11.2	65.8

Measurement: 12 weeks per year
 Frequency: 3 reports per year
 Schedule: Jan/Feb (ADI), Apr/May (ADI), Oct/Nov (ADI)
 Type of Report: Standard
 Reported Home Stations: AM:10, FM:12



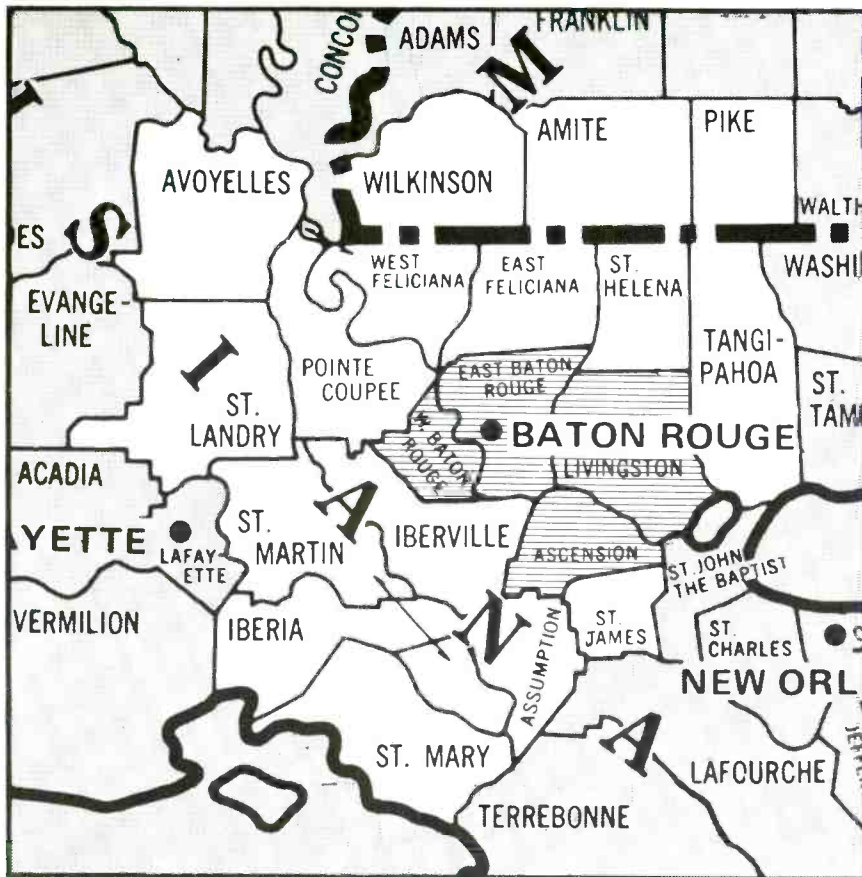
Bangor, ME

Metro Rank:

Metro Population 12+: 117,400
 Men 18+: 49,600
 Women 18+: 52,600
 Teens 12-17: 15,200

METRO AUDIENCE LEVELS	AQH	CUME
Monday-Sunday 6AM-MID	15.1	90.9
Monday-Friday 6AM-10AM	25.0	82.1
Monday-Friday 10AM-3PM	17.7	67.7
Monday-Friday 3PM-7PM	14.4	74.9
Monday-Friday 7PM-MID	9.9	59.7

Measurement: 4 weeks per year
 Frequency: 1 report per year
 Schedule: Apr/May
 Type of Report: Condensed
 Reported Home Stations: AM: 4, FM: 4



Baton Rouge

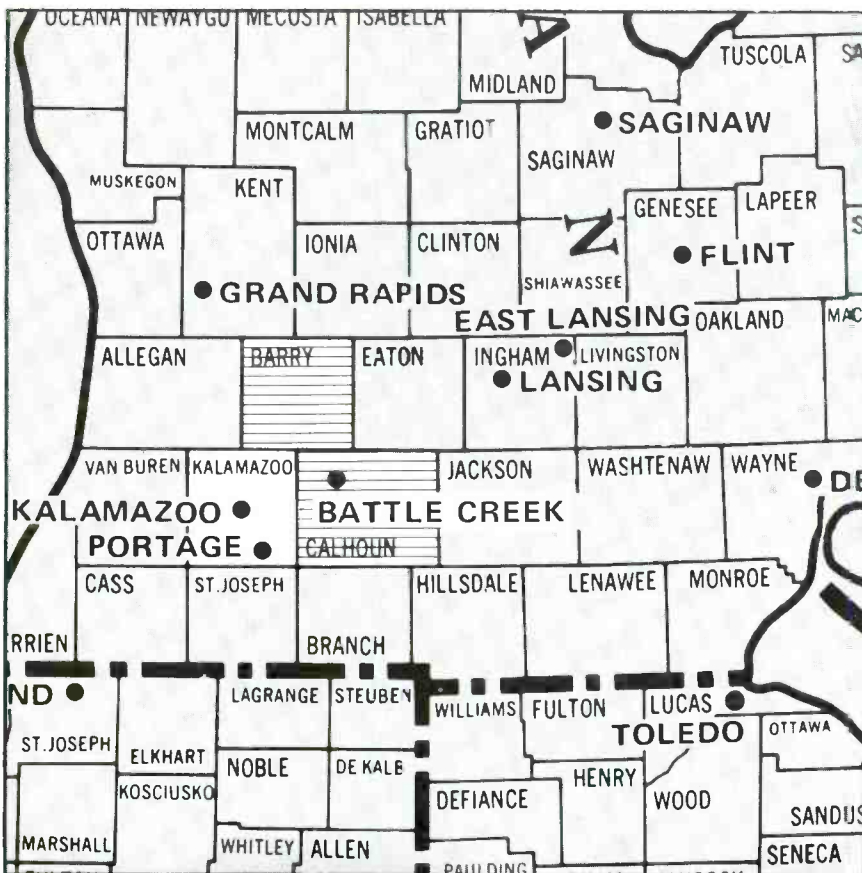
HDBA

Metro Rank: 80

Metro Population 12+: **363,700**
 Men 18+: **118,200**
 Women 18+: **130,500**
 Teens 12-17: **115,000**

METRO AUDIENCE LEVELS	AQH	CUME
Monday-Sunday 6AM-MID	15.2	97.5
Monday-Friday 6AM-10AM	22.2	87.0
Monday-Friday 10AM-3PM	16.1	65.6
Monday-Friday 3PM-7PM	16.9	82.6
Monday-Friday 7PM-MID	7.6	51.4

Measurement: 8 weeks per year
 Frequency: 2 reports per year
 Schedule: Apr/May, Oct/Nov
 Type of Report: Standard
 Reported Home Stations: AM: 7, FM: 5



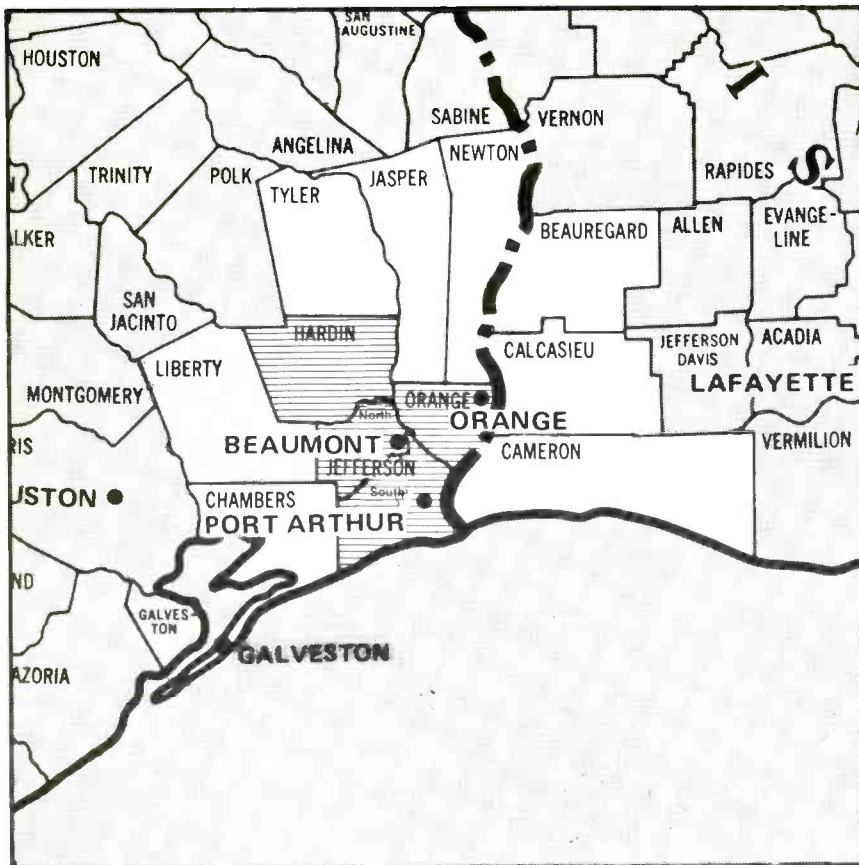
Battle Creek, MI

Metro Rank:

Metro Population 12+: **149,700**
 Men 18+: **61,900**
 Women 18+: **68,000**
 Teens 12-17: **19,800**

METRO AUDIENCE LEVELS	AQH	CUME
Monday-Sunday 6AM-MID	17.4	95.8
Monday-Friday 6AM-10AM	25.7	83.0
Monday-Friday 10AM-3PM	21.9	72.8
Monday-Friday 3PM-7PM	17.9	75.2
Monday-Friday 7PM-MID	7.4	51.8

Measurement: 4 weeks per year
 Frequency: 1 report per year
 Schedule: Apr/May
 Type of Report: Condensed
 Reported Home Stations: AM: 5, FM: 3



Beaumont-Port Arthur-Orange

HDBA

Metro Rank: 96

Metro Population 12+: **305,900**
 Men 18+: **126,100**
 Women 18+: **136,900**
 Teens 12-17: **42,900**

METRO AUDIENCE LEVELS	AQH	CUME
Monday-Sunday 6AM-MID	16.5	93.9
Monday-Friday 6AM-10AM	23.4	82.2
Monday-Friday 10AM-3PM	17.9	62.3
Monday-Friday 3PM-7PM	19.8	78.8
Monday-Friday 7PM-MID	9.6	56.3

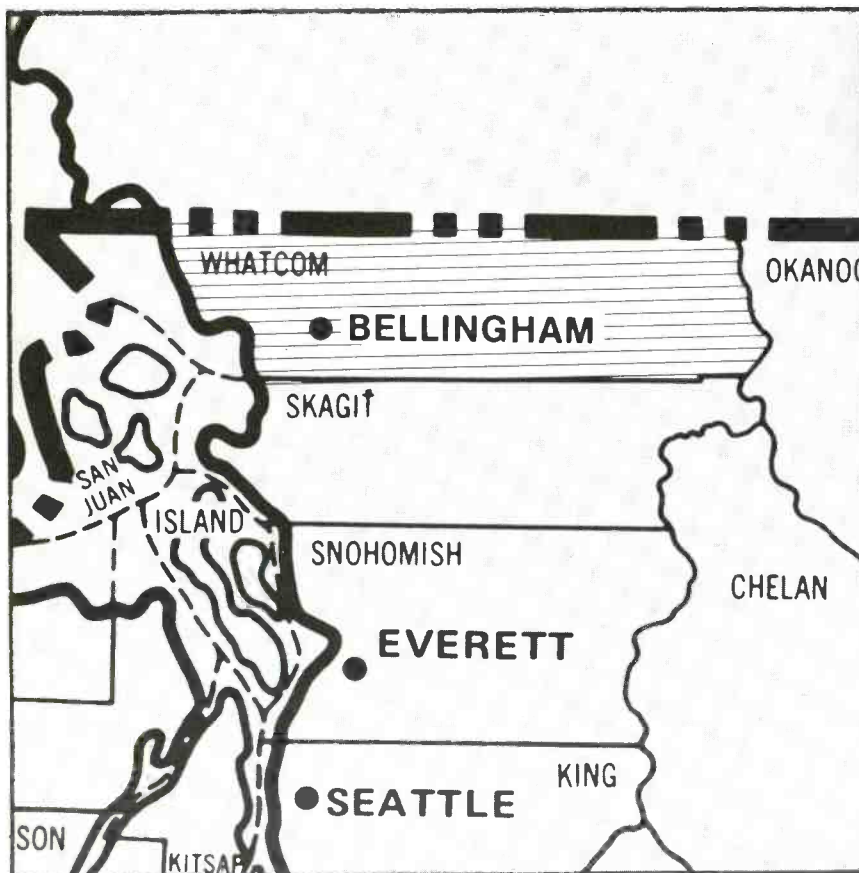
Measurement: 8 weeks per year

Frequency: 2 reports per year

Schedule: Apr/May, Oct/Nov

Type of Report: Standard

Reported Home Stations: AM: 9, FM: 8



Bellingham, WA

Metro Rank:

Metro Population 12+: **80,200**
 Men 18+: **34,400**
 Women 18+: **36,300**
 Teens 12-17: **9,500**

METRO AUDIENCE LEVELS	AQH	CUME
Monday-Sunday 6AM-MID	11.6	93.2
Monday-Friday 6AM-10AM	19.3	79.1
Monday-Friday 10AM-3PM	15.0	69.0
Monday-Friday 3PM-7PM	12.3	67.6
Monday-Friday 7PM-MID	5.4	48.7

Measurement: 4 weeks per year

Frequency: 1 report per year

Schedule: Apr/May

Type of Report: Condensed

Reported Home Stations: AM: 4, FM: 2



Biloxi-Gulfport-Pascagoula, MS

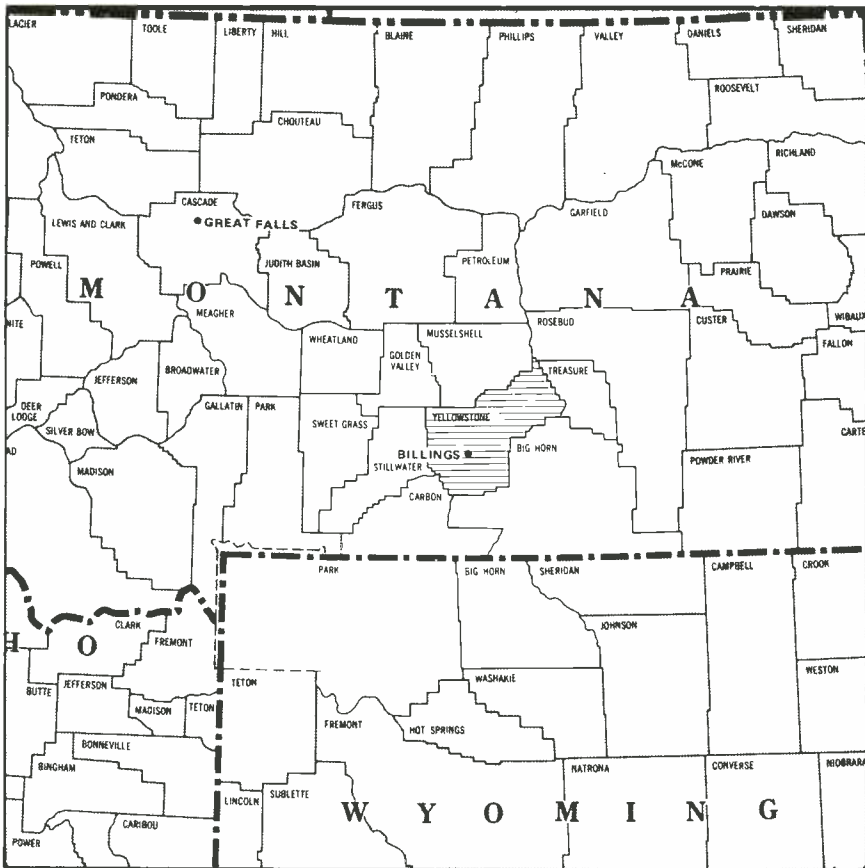
HDBA

Metro Rank:

Metro Population 12+: **230,700**
 Men 18+: **104,000**
 Women 18+: **95,500**
 Teens 12-17: **31,200**

METRO AUDIENCE LEVELS	AQH	CUME
Monday-Sunday 6AM-MID	14.4	94.9
Monday-Friday 6AM-10AM	21.0	80.8
Monday-Friday 10AM-3PM	18.0	68.6
Monday-Friday 3PM-7PM	15.7	72.4
Monday-Friday 7PM-MID	7.1	54.5

Measurement: 4 weeks per year
 Frequency: 1 report per year
 Schedule: Apr / May
 Type of Report: Condensed
 Reported Home Stations: AM: 6, FM: 4



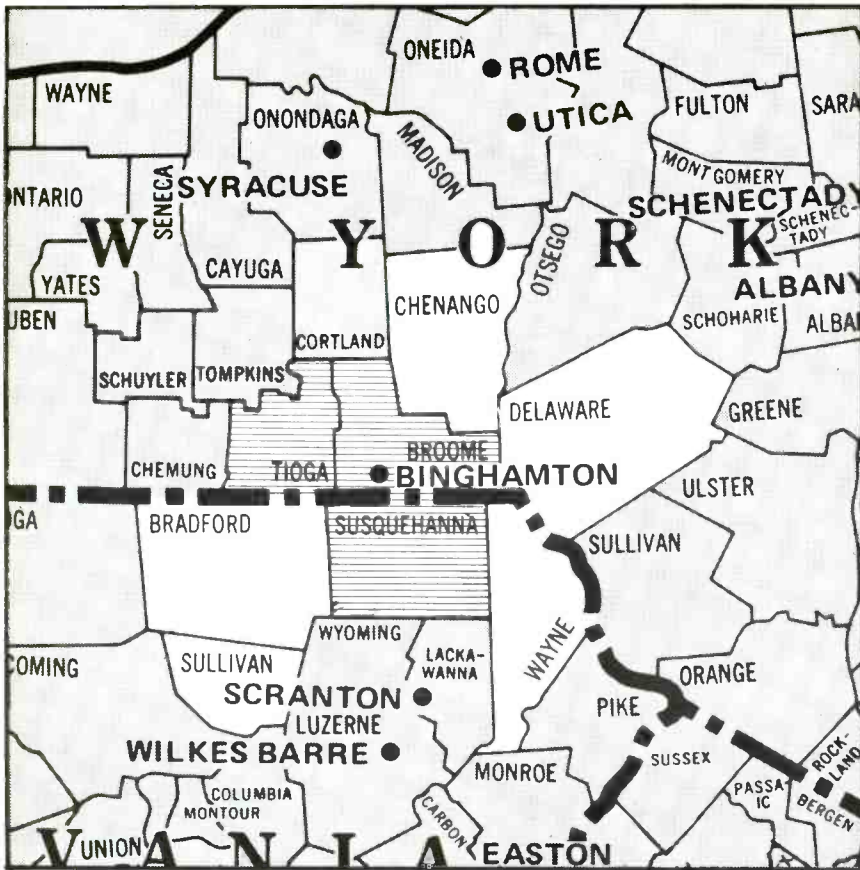
Billings

Metro Rank: 174

Metro Population 12+: **86,600**
 Men 18+: **35,600**
 Women 18+: **38,800**
 Teens 12-17: **12,200**

METRO AUDIENCE LEVELS	AQH	CUME
Monday-Sunday 6AM-MID	15.5	90.6
Monday-Friday 6AM-10AM	23.3	82.3
Monday-Friday 10AM-3PM	18.3	65.0
Monday-Friday 3PM-7PM	16.1	71.1
Monday-Friday 7PM-MID	8.6	55.6

Measurement: 4 weeks per year
 Frequency: 1 report per year
 Schedule: Apr / May
 Type of Report: Standard
 Reported Home Stations: AM: 5, FM: 3



Binghamton

Metro Rank: 111

Metro Population 12+: **252,000**
 Men 18+: **102,800**
 Women 18+: **115,200**
 Teens 12-17: **34,000**

METRO AUDIENCE LEVELS	AQH	CUME
Monday-Sunday 6AM-MID	15.5	92.9
Monday-Friday 6AM-10AM	23.0	82.0
Monday-Friday 10AM-3PM	19.4	67.9
Monday-Friday 3PM-7PM	18.0	79.1
Monday-Friday 7PM-MID	7.6	56.3

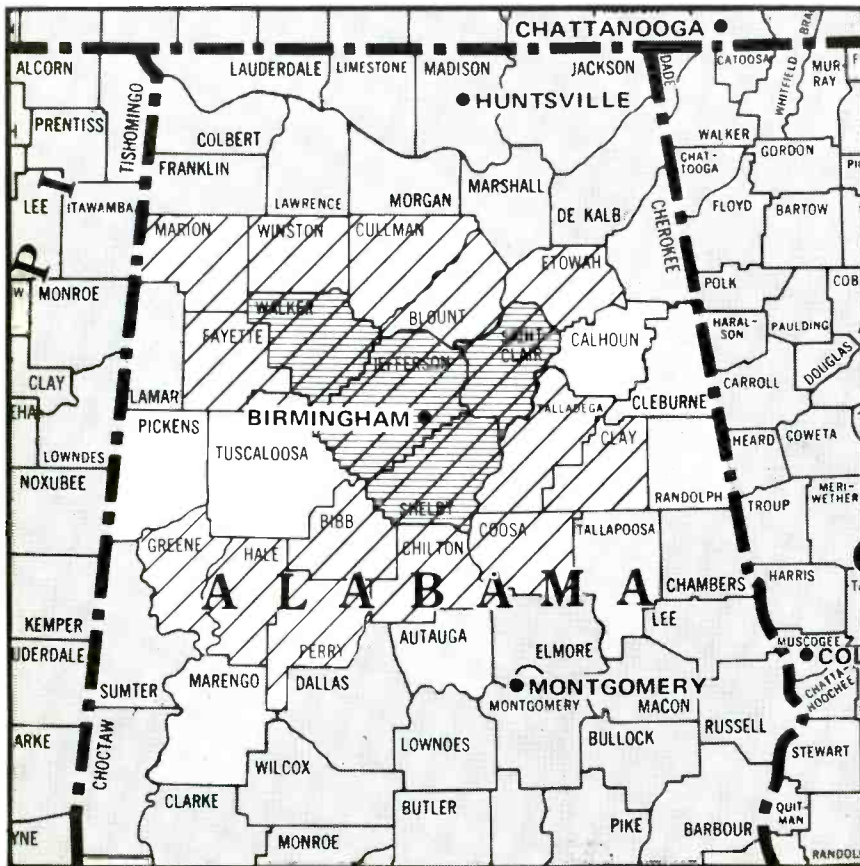
Measurement: 4 weeks per year

Frequency: 1 report per year

Schedule: Apr / May

Type of Report: Standard

Reported Home Stations: AM: 5, FM: 4



Birmingham

And Birmingham ADI

HDBA

Metro Rank: 45

Metro Population 12+: **680,000**
 Men 18+: **270,800**
 Women 18+: **320,200**
 Teens 12-17: **89,000**

METRO AUDIENCE LEVELS	AQH	CUME
Monday-Sunday 6AM-MID	13.6	94.5
Monday-Friday 6AM-10AM	21.7	81.3
Monday-Friday 10AM-3PM	14.2	60.8
Monday-Friday 3PM-7PM	15.2	70.1
Monday-Friday 7PM-MID	6.8	44.0

Measurement: 8 weeks per year

Frequency: 2 reports per year

Schedule: Apr / May (ADI), Oct / Nov (ADI)

Type of Report: Standard

Reported Home Stations: AM: 13, FM: 7



Bismarck, ND

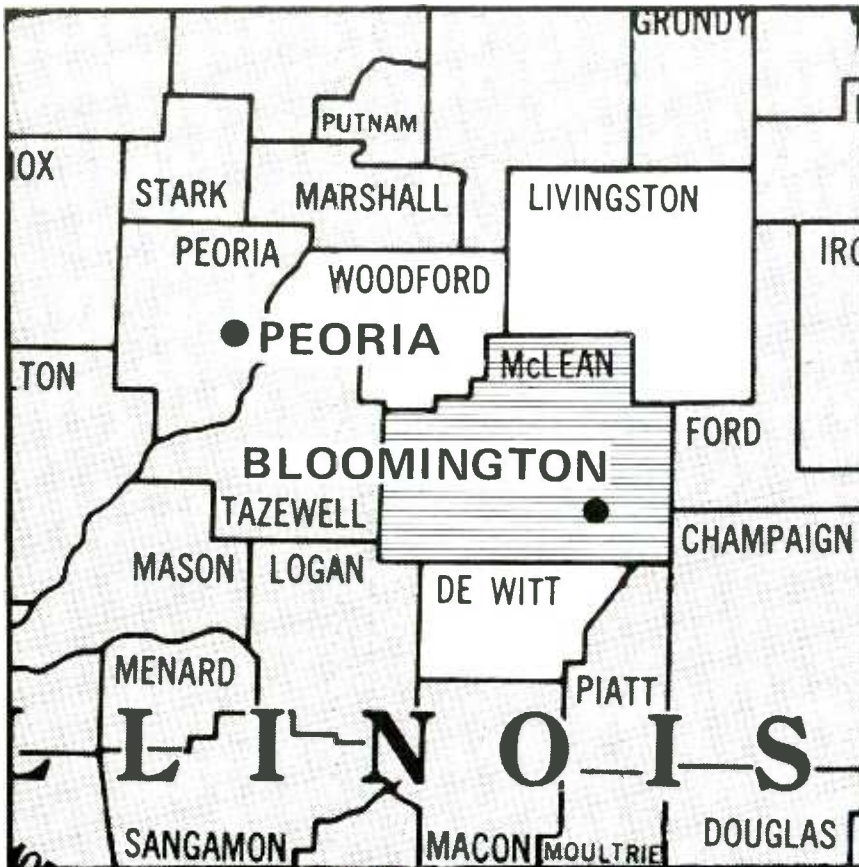
Metro Rank:

Metro Population 12+: **62,800**
 Men 18+: **25,600**
 Women 18+: **28,400**
 Teens 12-17: **8,800**

METRO AUDIENCE LEVELS	AQH	CUME
-----------------------	-----	------

Monday-Sunday 6AM-MID	Not Available	
Monday-Friday 6AM-10AM		
Monday-Friday 10AM-3PM		
Monday-Friday 3PM-7PM		
Monday-Friday 7PM-MID		

Measurement: **4 weeks per year**
 Frequency: **1 report per year**
 Schedule: **Apr / May**
 Type of Report: **Condensed**
 Reported Home Stations: AM: **N/A**
 FM: **N/A**



Bloomington, IL

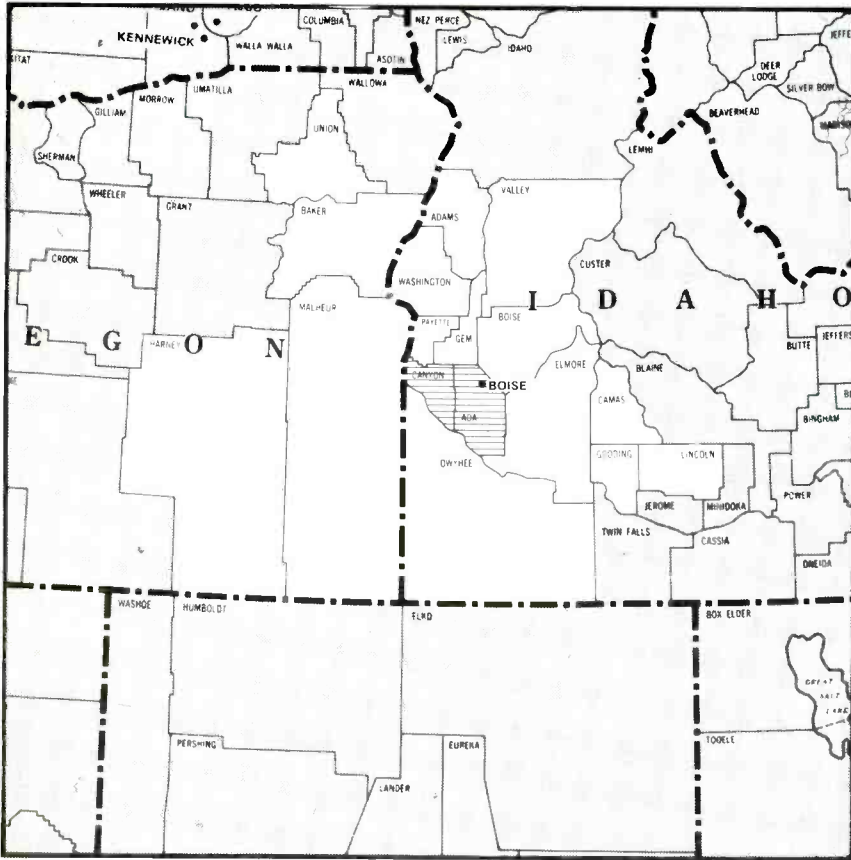
Metro Rank: **170**

Metro Population 12+: **105,600**
 Men 18+: **42,900**
 Women 18+: **50,700**
 Teens 12-17: **12,000**

METRO AUDIENCE LEVELS	AQH	CUME
-----------------------	-----	------

Monday-Sunday 6AM-MID	16.7	98.0
Monday-Friday 6AM-10AM	27.9	92.3
Monday-Friday 10AM-3PM	18.6	68.3
Monday-Friday 3PM-7PM	17.6	83.0
Monday-Friday 7PM-MID	9.4	61.8

Measurement: **24 weeks per year**
 Frequency: **2 reports per year**
 Schedule: **Spring, Fall**
 Type of Report: **Standard**
 Reported Home Stations: AM: **2**, FM: **2**



Boise

Metro Rank: 138

Metro Population 12 + : 190,900
 Men 18 + : 79,900
 Women 18 + : 86,300
 Teens 12-17: 24,700

METRO AUDIENCE LEVELS	AQH	CUME
Monday-Sunday 6AM-MID	13.4	92.3
Monday-Friday 6AM-10AM	20.2	78.4
Monday-Friday 10AM-3PM	16.5	67.2
Monday-Friday 3PM-7PM	14.9	73.5
Monday-Friday 7PM-MID	7.7	52.8

Measurement: 4 weeks per year
 Frequency: 1 report per year
 Schedule: Apr / May
 Type of Report: Standard
 Reported Home Stations: AM: 10, FM: 6



Boston

And Boston ADI

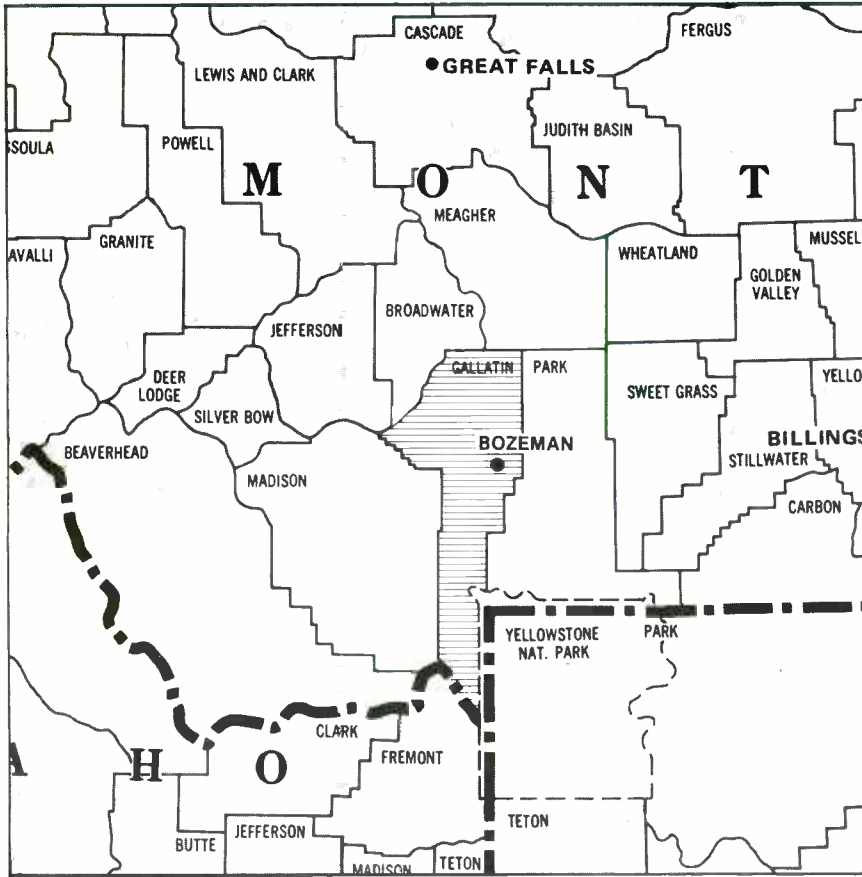
HDBA

Metro Rank: 7

Metro Population 12 + : 2,941,900
 Men 18 + : 1,189,700
 Women 18 + : 1,387,000
 Teens 12-17: 365,200

METRO AUDIENCE LEVELS	AQH	CUME
Monday-Sunday 6AM-MID	17.3	95.8
Monday-Friday 6AM-10AM	24.5	84.5
Monday-Friday 10AM-3PM	19.4	68.1
Monday-Friday 3PM-7PM	18.3	79.5
Monday-Friday 7PM-MID	11.7	65.5

Measurement: 16 weeks per year
 Frequency: 4 reports per year
 Schedule: Jan / Feb (ADI), Apr / May (ADI),
 Jul / Aug (ADI), Oct / Nov (ADI)
 Type of Report: Standard
 Reported Home Stations: AM:15, FM:13



Bozeman, MT

Metro Rank:

Metro Population 12+: **36,500**
 Men 18+: **17,000**
 Women 18+: **15,800**
 Teens 12-17: **3,700**

METRO AUDIENCE LEVELS	AQH	CUME
Monday-Sunday 6AM-MID	13.6	94.9
Monday-Friday 6AM-10AM	23.2	87.0
Monday-Friday 10AM-3PM	19.5	74.6
Monday-Friday 3PM-7PM	15.5	76.0
Monday-Friday 7PM-MID	6.5	62.7

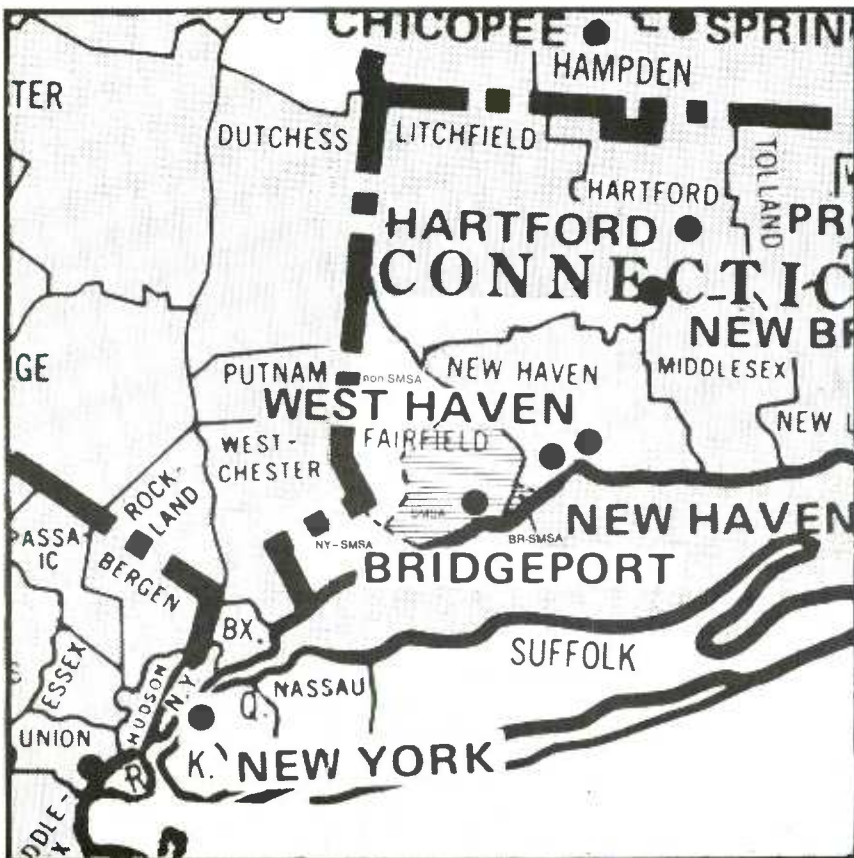
Measurement: **4 weeks per year**

Frequency: **1 report per year**

Schedule: **Apr / May**

Type of Report: **Condensed**

Reported Home Stations: **AM: 3, FM: 1**



Bridgeport

Metro Rank: **81**

Metro Population 12+: **359,200**
 Men 18+: **148,200**
 Women 18+: **165,800**
 Teens 12-17: **45,200**

METRO AUDIENCE LEVELS	AQH	CUME
Monday-Sunday 6AM-MID	17.7	98.0
Monday-Friday 6AM-10AM	26.2	92.1
Monday-Friday 10AM-3PM	21.2	71.6
Monday-Friday 3PM-7PM	16.9	80.4
Monday-Friday 7PM-MID	11.2	61.6

Measurement: **24 weeks per year**

Frequency: **2 reports per year**

Schedule: **Spring, Fall**

Type of Report: **Standard**

Reported Home Stations: **AM: 3, FM: 1**



Buffalo

And Buffalo ADI

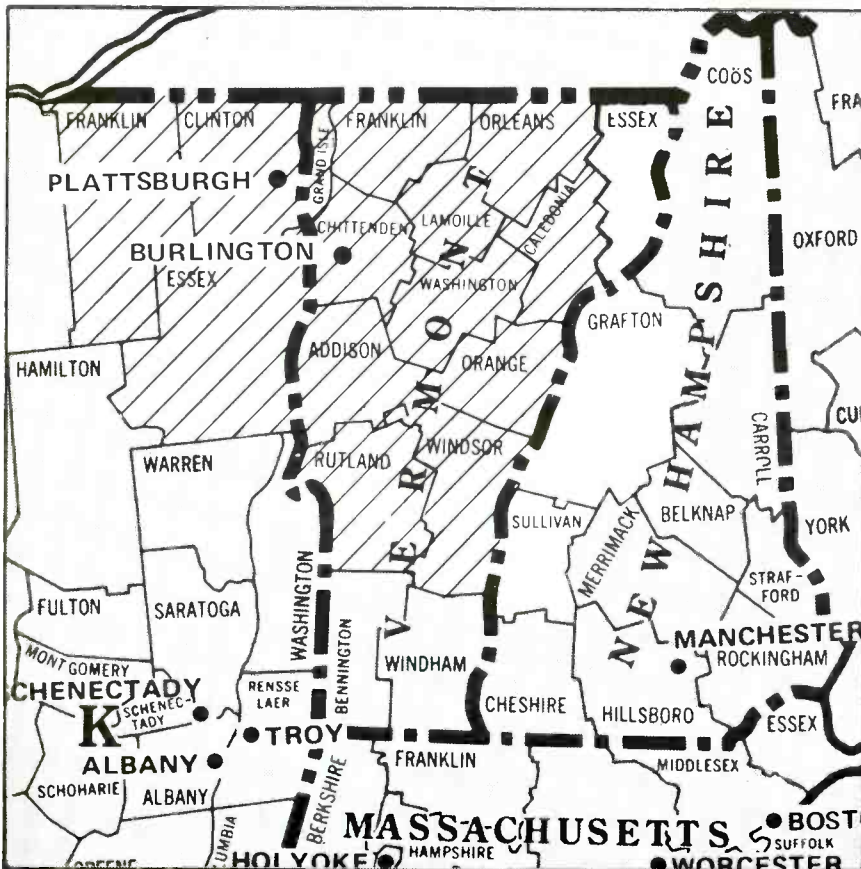
HDBA

Metro Rank: 29

Metro Population 12+: 1,070,100
 Men 18+: 430,100
 Women 18+: 491,800
 Teens 12-17: 148,200

METRO AUDIENCE LEVELS	AQH	CUME
Monday-Sunday 6AM-MID	15.9	94.2
Monday-Friday 6AM-10AM	23.2	82.2
Monday-Friday 10AM-3PM	18.8	65.9
Monday-Friday 3PM-7PM	17.0	74.2
Monday-Friday 7PM-MID	8.9	54.9

Measurement: 8 weeks per year
 Frequency: 2 reports per year
 Schedule: Apr / May (ADI), Oct / Nov (ADI)
 Type of Report: Standard
 Reported Home Stations: AM:11, FM:10



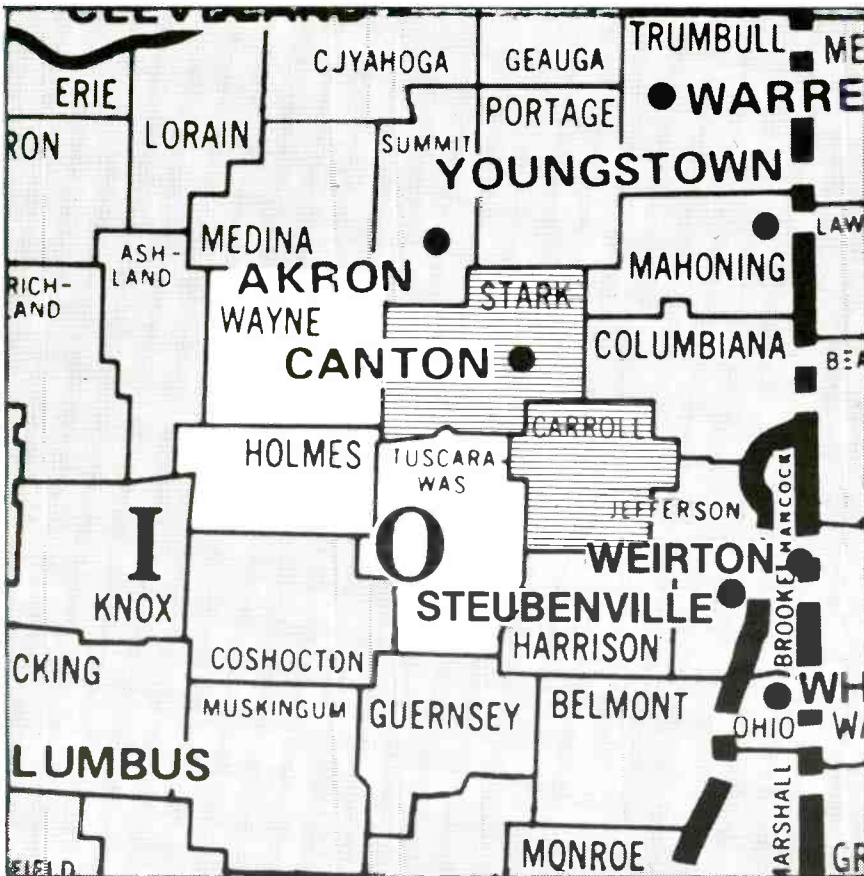
Burlington-Plattsburgh ADI

Metro Rank: 63

Metro Population 12+: 535,600
 Men 18+: 224,900
 Women 18+: 238,300
 Teens 12-17: 72,400

METRO AUDIENCE LEVELS	AQH	CUME
Monday-Sunday 6AM-MID	16.0	94.4
Monday-Friday 6AM-10AM	24.8	82.4
Monday-Friday 10AM-3PM	18.5	65.5
Monday-Friday 3PM-7PM	14.9	70.4
Monday-Friday 7PM-MID	9.3	54.7

Measurement: 8 weeks per year
 Frequency: 2 reports per year
 Schedule: Apr / May (ADI), Oct / Nov (ADI)
 Type of Report: Standard
 Reported Home Stations: AM:19, FM:10



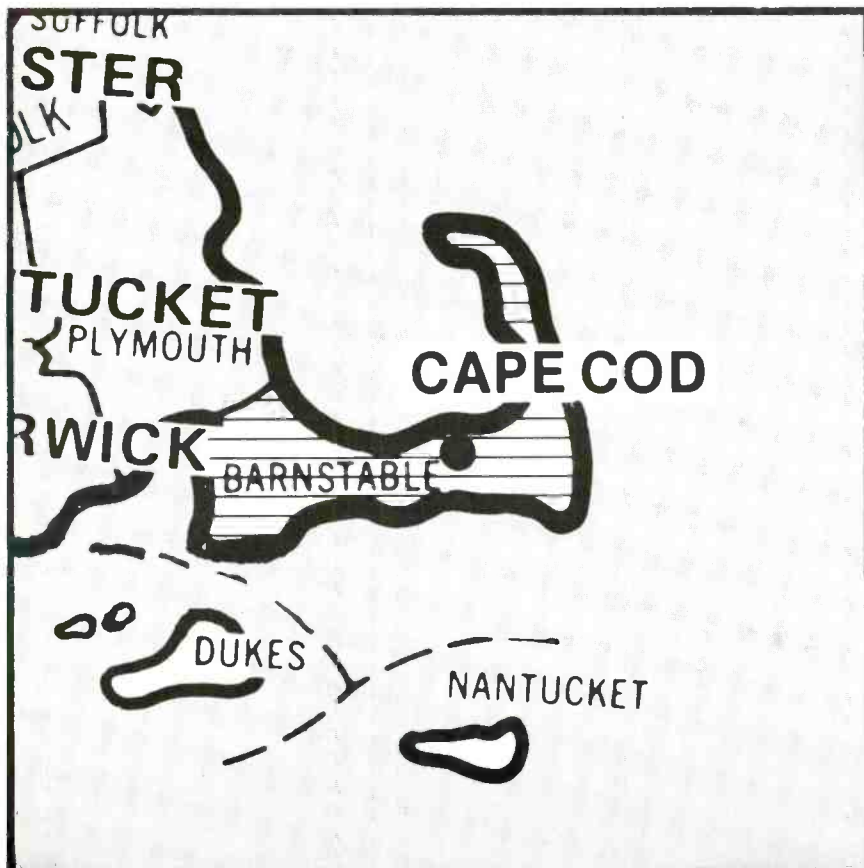
Canton

Metro Rank: 87

Metro Population 12+: **336,500**
 Men 18+: **138,200**
 Women 18+: **153,900**
 Teens 12-17: **44,400**

METRO AUDIENCE LEVELS	AQH	CUME
Monday-Sunday 6AM-MID	15.5	96.4
Monday-Friday 6AM-10AM	21.5	84.5
Monday-Friday 10AM-3PM	17.9	70.1
Monday-Friday 3PM-7PM	17.2	79.2
Monday-Friday 7PM-MID	8.7	64.2

Measurement: 8 weeks per year
 Frequency: 2 reports per year
 Schedule: Apr / May, Oct / Nov
 Type of Report: Standard
 Reported Home Stations: AM: 6, FM: 4



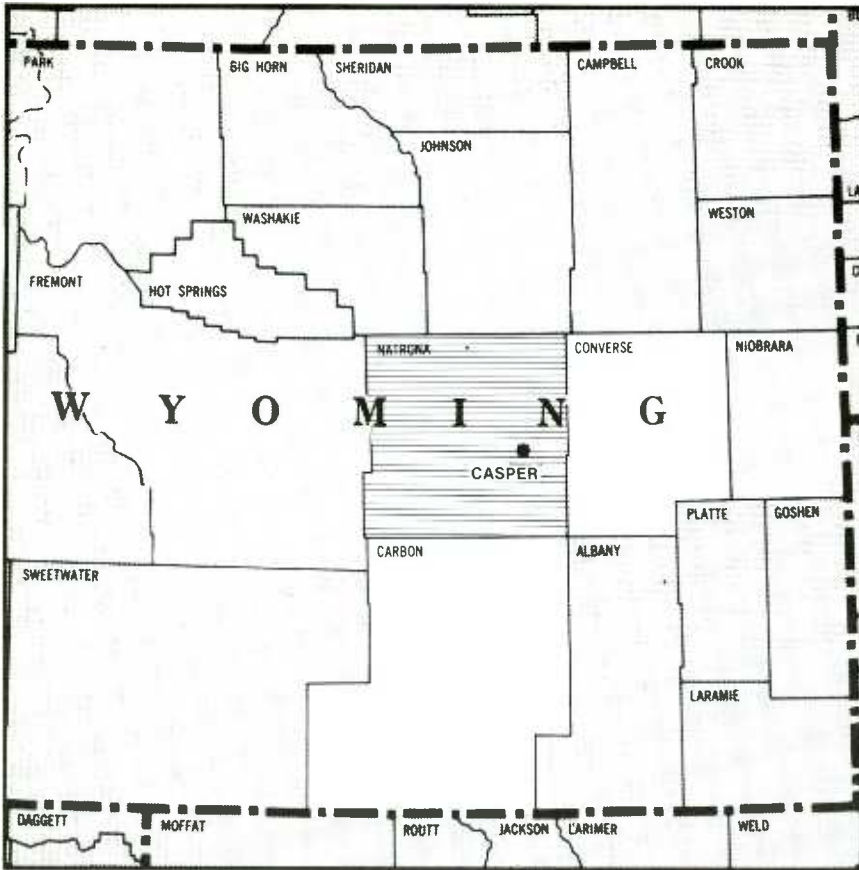
Cape Cod, MA

Metro Rank:

Metro Population 12+: **126,100**
 Men 18+: **51,100**
 Women 18+: **59,800**
 Teens 12-17: **15,200**

METRO AUDIENCE LEVELS	AQH	CUME
Monday-Sunday 6AM-MID	18.1	97.0
Monday-Friday 6AM-10AM	27.6	88.6
Monday-Friday 10AM-3PM	24.7	77.3
Monday-Friday 3PM-7PM	20.1	81.1
Monday-Friday 7PM-MID	8.9	59.8

Measurement: 4 weeks per year
 Frequency: 1 report per year
 Schedule: Apr / May
 Type of Report: Condensed
 Reported Home Stations: AM: 2, FM: 5



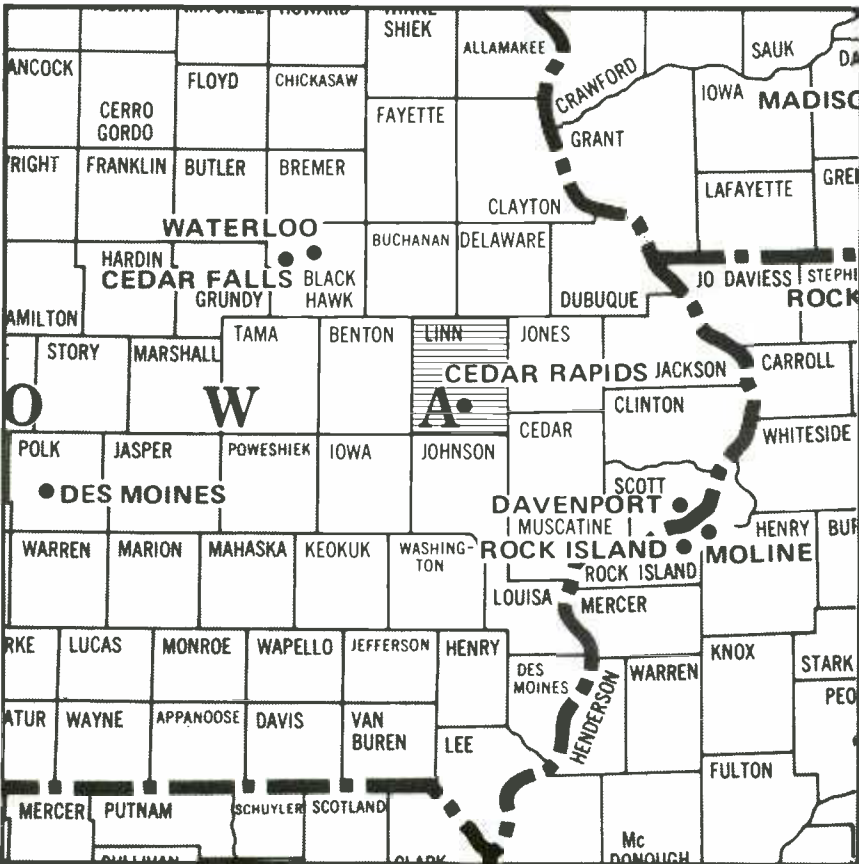
Casper, WY

Metro Rank: 176

Metro Population 12+: 53,600
 Men 18+: 22,400
 Women 18+: 23,700
 Teens 12-17: 7,500

METRO AUDIENCE LEVELS	AQH	CUME
Monday-Sunday 6AM-MID	12.5	88.9
Monday-Friday 6AM-10AM	23.8	80.4
Monday-Friday 10AM-3PM	16.4	63.6
Monday-Friday 3PM-7PM	13.3	69.1
Monday-Friday 7PM-MID	5.9	48.1

Measurement: 4 weeks per year
 Frequency: 1 report per year
 Schedule: Apr/May
 Type of Report: Standard
 Reported Home Stations: AM: 3, FM: 1



Cedar Rapids

Metro Rank: 155

Metro Population 12+: 139,400
 Men 18+: 57,300
 Women 18+: 64,500
 Teens 12-17: 17,600

METRO AUDIENCE LEVELS	AQH	CUME
Monday-Sunday 6AM-MID	13.5	96.3
Monday-Friday 6AM-10AM	22.6	85.0
Monday-Friday 10AM-3PM	15.8	65.3
Monday-Friday 3PM-7PM	13.5	72.8
Monday-Friday 7PM-MID	7.8	60.4

Measurement: 4 weeks per year
 Frequency: 1 report per year
 Schedule: Apr/May
 Type of Report: Standard
 Reported Home Stations: AM: 4, FM: 3



Charleston- North Charleston, SC

HDBA

Metro Rank: 93

Metro Population 12 + : 311,200
 Men 18 + : 137,200
 Women 18 + : 130,400
 Teens 12-17: 43,600

METRO AUDIENCE LEVELS	AQH	CUME
Monday-Sunday 6AM-MID	16.0	94.3
Monday-Friday 6AM-10AM	19.7	81.1
Monday-Friday 10AM-3PM	15.5	62.4
Monday-Friday 3PM-7PM	18.8	77.9
Monday-Friday 7PM-MID	9.7	59.3

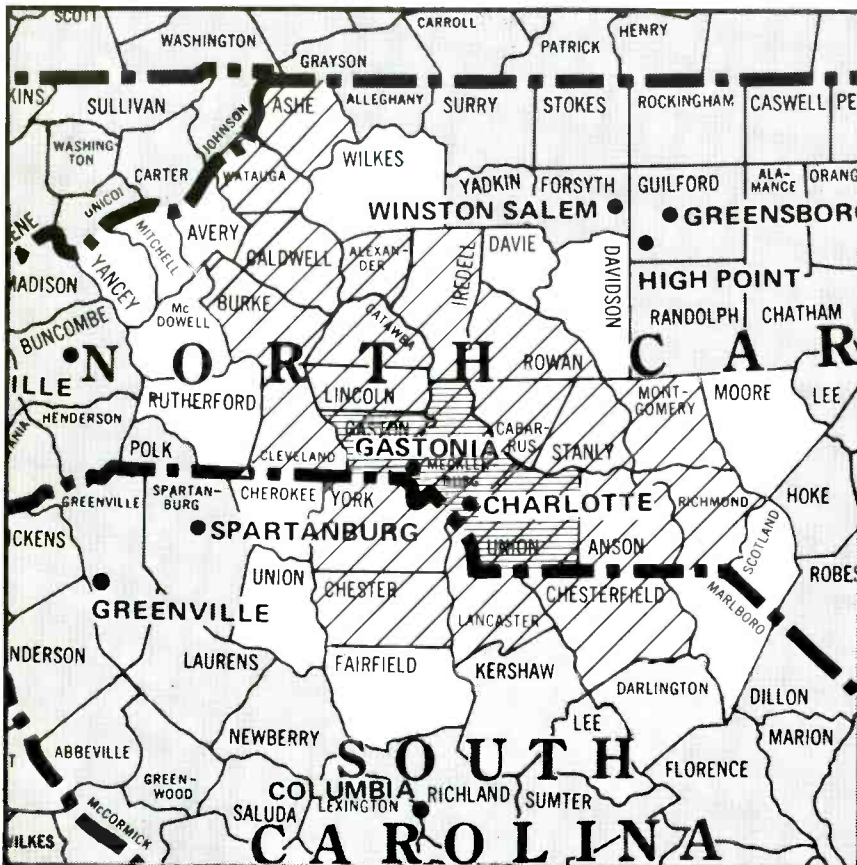
Measurement: 8 weeks per year

Frequency: 2 reports per year

Schedule: Apr / May, Oct / Nov

Type of Report: Standard

Reported Home Stations: AM: 9, FM: 7



Charlotte-Gastonia

And Charlotte ADI

HDBA

Metro Rank: 61

Metro Population 12 + : 503,900
 Men 18 + : 205,200
 Women 18 + : 235,100
 Teens 12-17: 63,600

METRO AUDIENCE LEVELS	AQH	CUME
Monday-Sunday 6AM-MID	14.6	94.9
Monday-Friday 6AM-10AM	22.2	83.0
Monday-Friday 10AM-3PM	16.9	61.8
Monday-Friday 3PM-7PM	17.0	78.6
Monday-Friday 7PM-MID	7.3	52.9

Measurement: 8 weeks per year

Frequency: 2 reports per year

Schedule: Apr / May (ADI), Oct / Nov (ADI)

Type of Report: Standard

Reported Home Stations: AM: 12, FM: 5



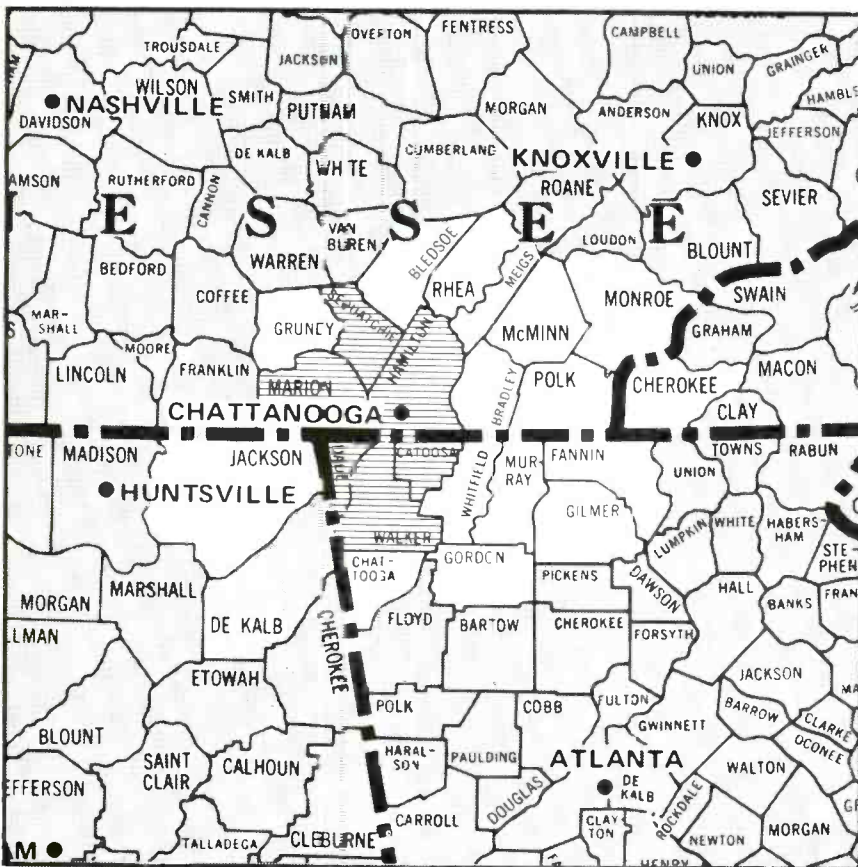
Charlottesville, VA

Metro Rank:

Metro Population 12+: 79,600
 Men 18+: 36,400
 Women 18+: 34,800
 Teens 12-17: 8,400

METRO AUDIENCE LEVELS	AQH	CUME
Monday-Sunday 6AM-MID	13.2	91.8
Monday-Friday 6AM-10AM	20.4	83.8
Monday-Friday 10AM-3PM	14.7	62.0
Monday-Friday 3PM-7PM	15.2	73.5
Monday-Friday 7PM-MID	8.2	49.9

Measurement: 4 weeks per year
 Frequency: 1 report per year
 Schedule: Apr / May
 Type of Report: Condensed
 Reported Home Stations: AM: 4, FM: 2



Chattanooga

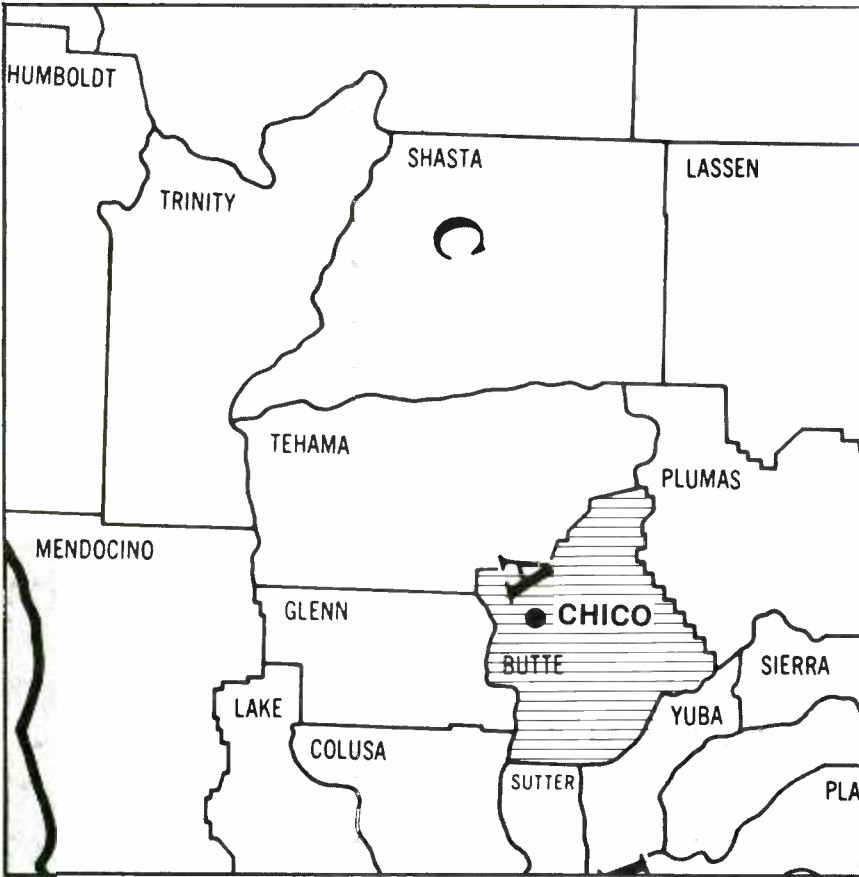
HDBA

Metro Rank: 84

Metro Population 12+: 343,400
 Men 18+: 138,800
 Women 18+: 160,900
 Teens 12-17: 43,700

METRO AUDIENCE LEVELS	AQH	CUME
Monday-Sunday 6AM-MID	15.2	96.2
Monday-Friday 6AM-10AM	25.5	84.0
Monday-Friday 10AM-3PM	16.8	61.3
Monday-Friday 3PM-7PM	14.9	73.1
Monday-Friday 7PM-MID	7.6	52.2

Measurement: 8 weeks per year
 Frequency: 2 reports per year
 Schedule: Apr / May, Oct / Nov
 Type of Report: Standard
 Reported Home Stations: AM: 9, FM: 5



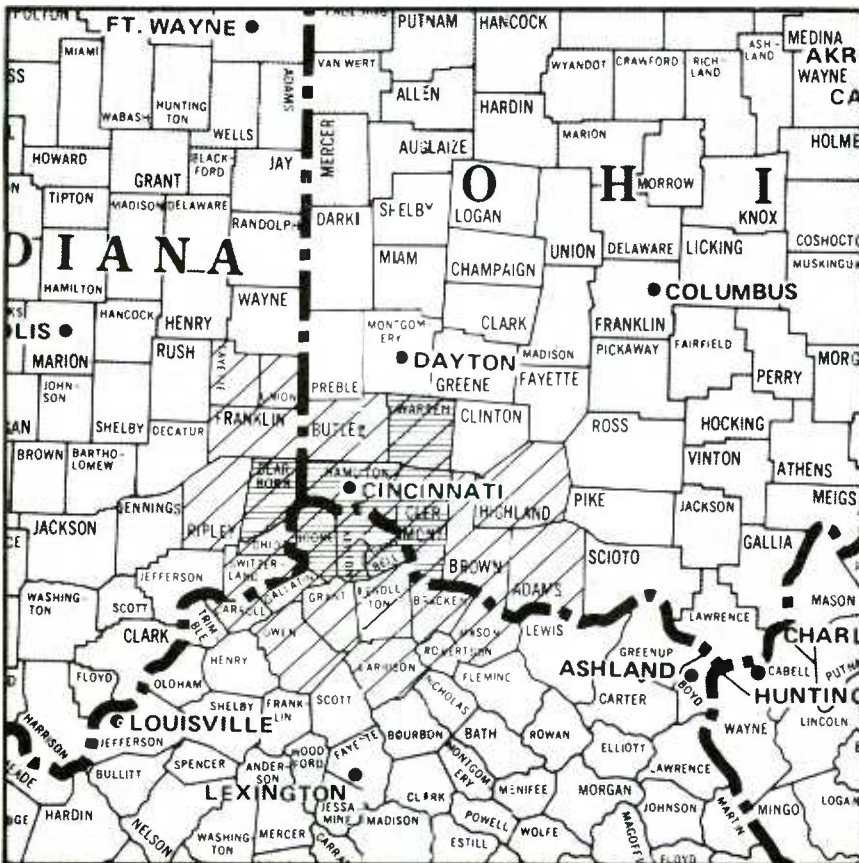
Chico, CA

Metro Rank:

Metro Population 12+: **114,600**
 Men 18+: **48,900**
 Women 18+: **53,000**
 Teens 12-17: **12,700**

METRO AUDIENCE LEVELS	AQH	CUME
Monday-Sunday 6AM-MID	15.9	95.4
Monday-Friday 6AM-10AM	23.0	87.1
Monday-Friday 10AM-3PM	20.2	73.8
Monday-Friday 3PM-7PM	17.6	77.7
Monday-Friday 7PM-MID	9.7	64.4

Measurement: **4 weeks per year**
 Frequency: **1 report per year**
 Schedule: **Apr / May**
 Type of Report: **Condensed**
 Reported Home Stations: **AM: 4, FM: 3**



Cincinnati

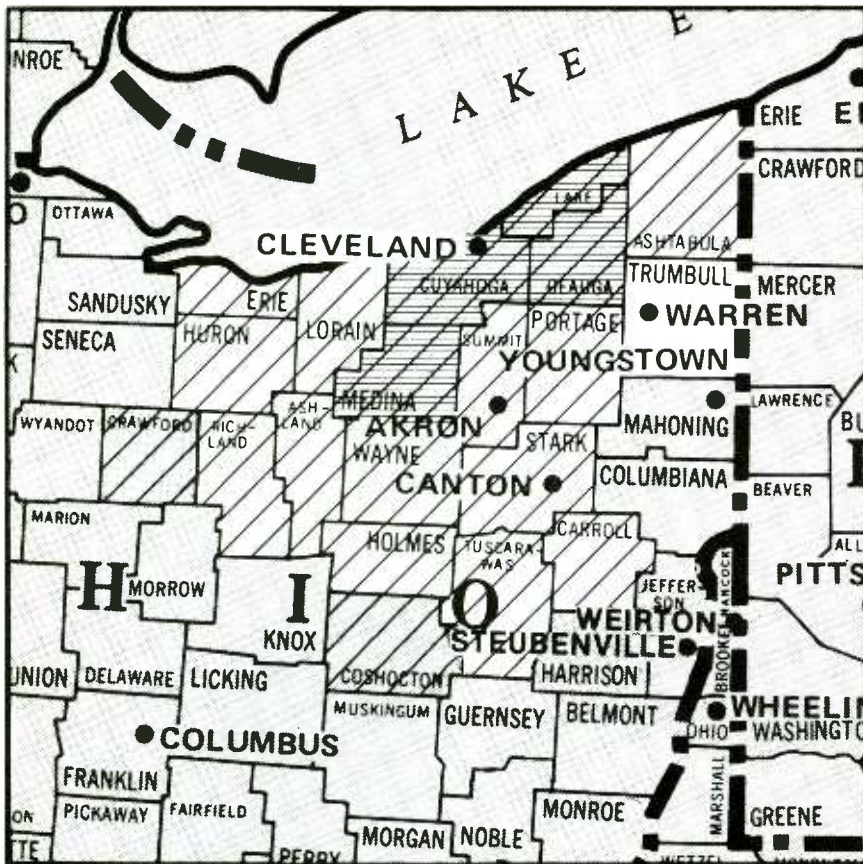
And Cincinnati ADI

HDBA
 Metro Rank: **26**

Metro Population 12+: **1,126,100**
 Men 18+: **455,700**
 Women 18+: **521,900**
 Teens 12-17: **148,500**

METRO AUDIENCE LEVELS	AQH	CUME
Monday-Sunday 6AM-MID	15.6	94.8
Monday-Friday 6AM-10AM	20.6	78.5
Monday-Friday 10AM-3PM	17.6	62.4
Monday-Friday 3PM-7PM	18.1	78.4
Monday-Friday 7PM-MID	11.2	65.3

Measurement: **8 weeks per year**
 Frequency: **2 reports per year**
 Schedule: **Apr / May (ADI), Oct / Nov (ADI)**
 Type of Report: **Standard**
 Reported Home Stations: **AM: 8, FM: 9**



Cleveland

And Cleveland ADI

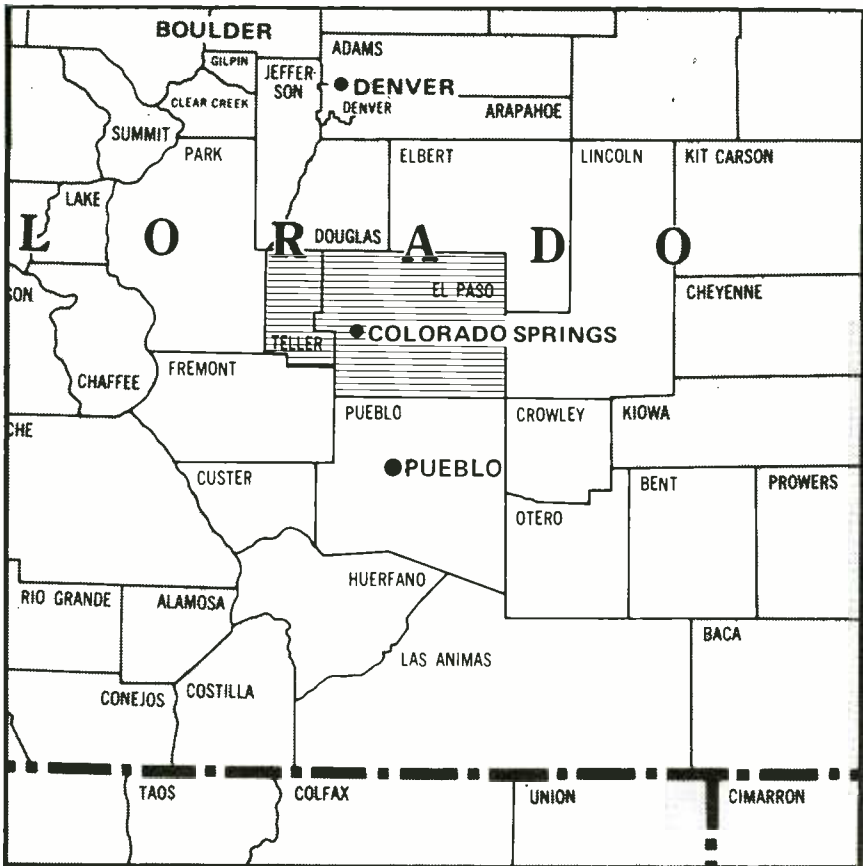
HDBA

Metro Rank: 16

Metro Population 12 + : 1,605,800
 Men 18 + : 655,700
 Women 18 + : 744,200
 Teens 12-17: 205,900

METRO AUDIENCE LEVELS	AQH	CUME
Monday-Sunday 6AM-MID	14.9	94.2
Monday-Friday 6AM-10AM	20.2	78.0
Monday-Friday 10AM-3PM	16.4	61.3
Monday-Friday 3PM-7PM	16.7	73.7
Monday-Friday 7PM-MID	9.6	58.4

Measurement: 12 weeks per year
 Frequency: 3 reports per year
 Schedule: Jan / Feb (ADI), Apr / May (ADI), Oct / Nov (ADI)
 Type of Report: Standard
 Reported Home Stations: AM:10, FM:12



Colorado Springs

Metro Rank: 118

Metro Population 12 + : 237,300
 Men 18 + : 107,400
 Women 18 + : 100,700
 Teens 12-17: 29,200

METRO AUDIENCE LEVELS	AQH	CUME
Monday-Sunday 6AM-MID	17.3	96.3
Monday-Friday 6AM-10AM	27.5	88.6
Monday-Friday 10AM-3PM	22.8	70.0
Monday-Friday 3PM-7PM	18.9	78.6
Monday-Friday 7PM-MID	8.2	57.4

Measurement: 8 weeks per year
 Frequency: 2 reports per year
 Schedule: Apr / May, Oct / Nov
 Type of Report: Standard
 Reported Home Stations: AM: 7, FM: 6



Columbia, SC

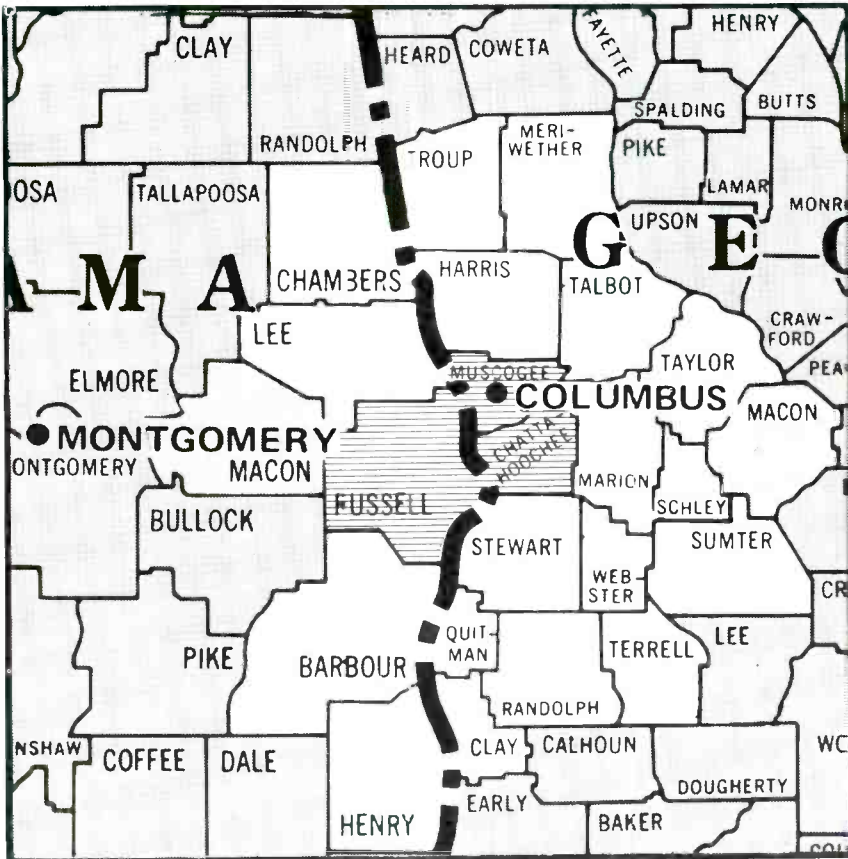
HDBA

Metro Rank: 90

Metro Population 12 + : 320,300
 Men 18 + : 142,700
 Women 18 + : 138,100
 Teens 12-17: 39,500

METRO AUDIENCE LEVELS	AQH	CUME
Monday-Sunday 6AM-MID	15.0	96.7
Monday-Friday 6AM-10AM	23.0	82.8
Monday-Friday 10AM-3PM	16.9	65.7
Monday-Friday 3PM-7PM	17.3	79.5
Monday-Friday 7PM-MID	7.7	58.6

Measurement: 8 weeks per year
 Frequency: 2 reports per year
 Schedule: Apr / May, Oct / Nov
 Type of Report: Standard
 Reported Home Stations: AM: 7, FM: 6



Columbus, GA

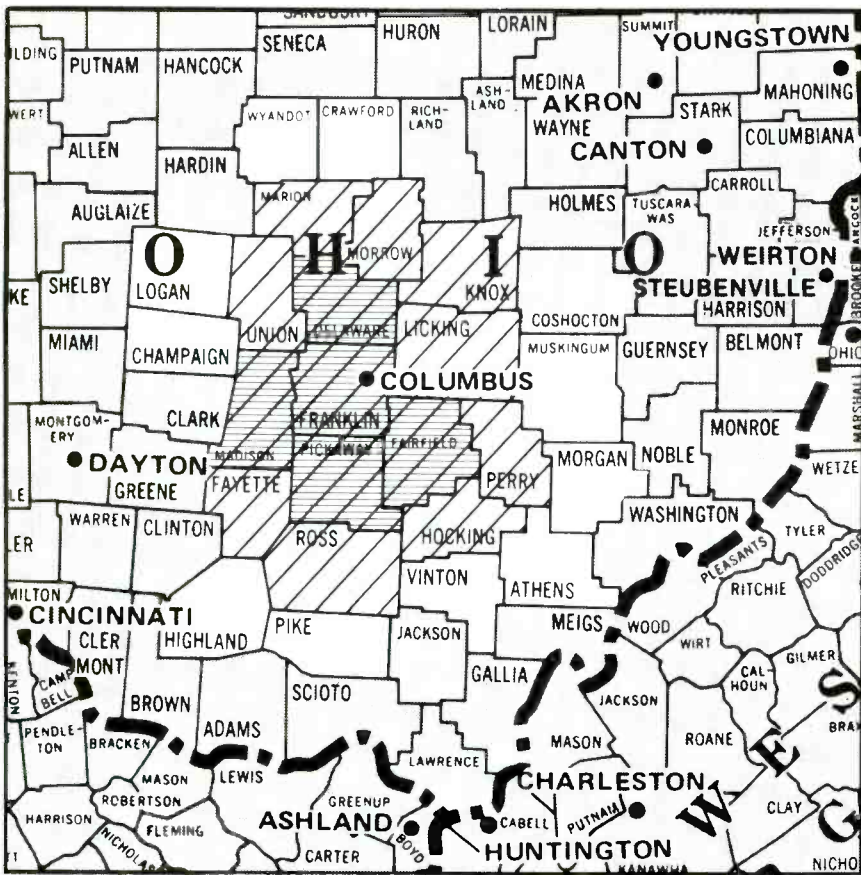
HDBA

Metro Rank: 139

Metro Population 12 + : 185,900
 Men 18 + : 82,800
 Women 18 + : 79,600
 Teens 12-17: 23,500

METRO AUDIENCE LEVELS	AQH	CUME
Monday-Sunday 6AM-MID	15.3	97.3
Monday-Friday 6AM-10AM	19.8	83.5
Monday-Friday 10AM-3PM	15.7	63.0
Monday-Friday 3PM-7PM	18.0	80.6
Monday-Friday 7PM-MID	10.4	59.0

Measurement: 4 weeks per year
 Frequency: 1 report per year
 Schedule: Apr / May
 Type of Report: Standard
 Reported Home Stations: AM: 5, FM: 4



Columbus, OH

And Columbus, OH ADI

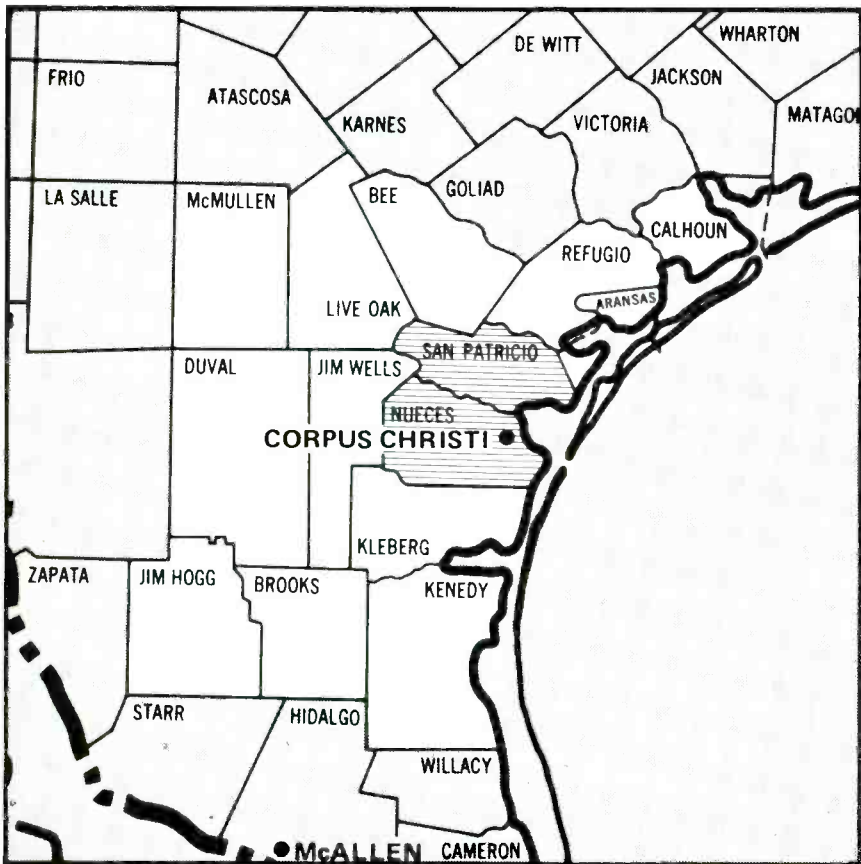
HDBA

Metro Rank: 36

Metro Population 12+ : 907,000
 Men 18+ : 377,800
 Women 18+ : 418,500
 Teens 12-17: 110,700

METRO AUDIENCE LEVELS	AQH	CUME
Monday-Sunday 6AM-MID	15.1	96.0
Monday-Friday 6AM-10AM	22.9	84.1
Monday-Friday 10AM-3PM	16.7	65.6
Monday-Friday 3PM-7PM	16.4	77.7
Monday-Friday 7PM-MID	9.4	63.4

Measurement: 8 weeks per year
 Frequency: 2 reports per year
 Schedule: Apr / May (ADI), Oct / Nov (ADI)
 Type of Report: Standard
 Reported Home Stations: AM: 7, FM: 9



Corpus Christi

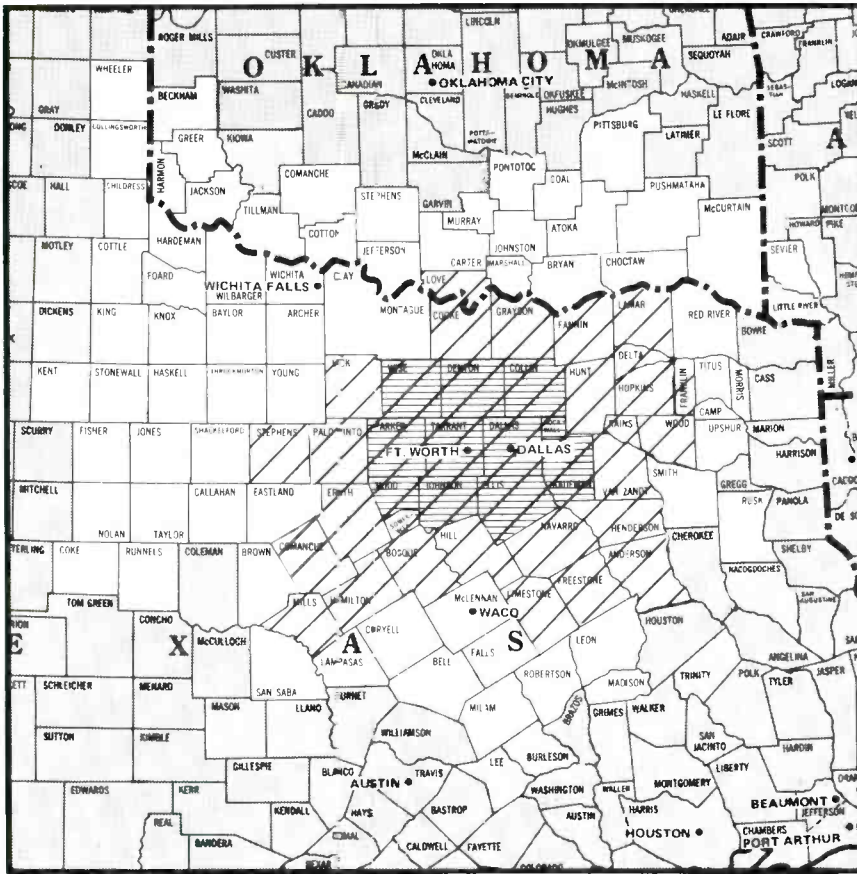
HDHA

Metro Rank: 117

Metro Population 12+ : 237,900
 Men 18+ : 96,600
 Women 18+ : 104,600
 Teens 12-17: 36,700

METRO AUDIENCE LEVELS	AQH	CUME
Monday-Sunday 6AM-MID	14.3	91.7
Monday-Friday 6AM-10AM	20.6	75.5
Monday-Friday 10AM-3PM	14.3	57.1
Monday-Friday 3PM-7PM	15.7	73.4
Monday-Friday 7PM-MID	9.4	51.2

Measurement: 4 weeks per year
 Frequency: 1 report per year
 Schedule: Apr / May, Oct / Nov
 Type of Report: Standard
 Reported Home Stations: AM: 7, FM: 5



Dallas-Ft. Worth

And Dallas-Ft. Worth ADI

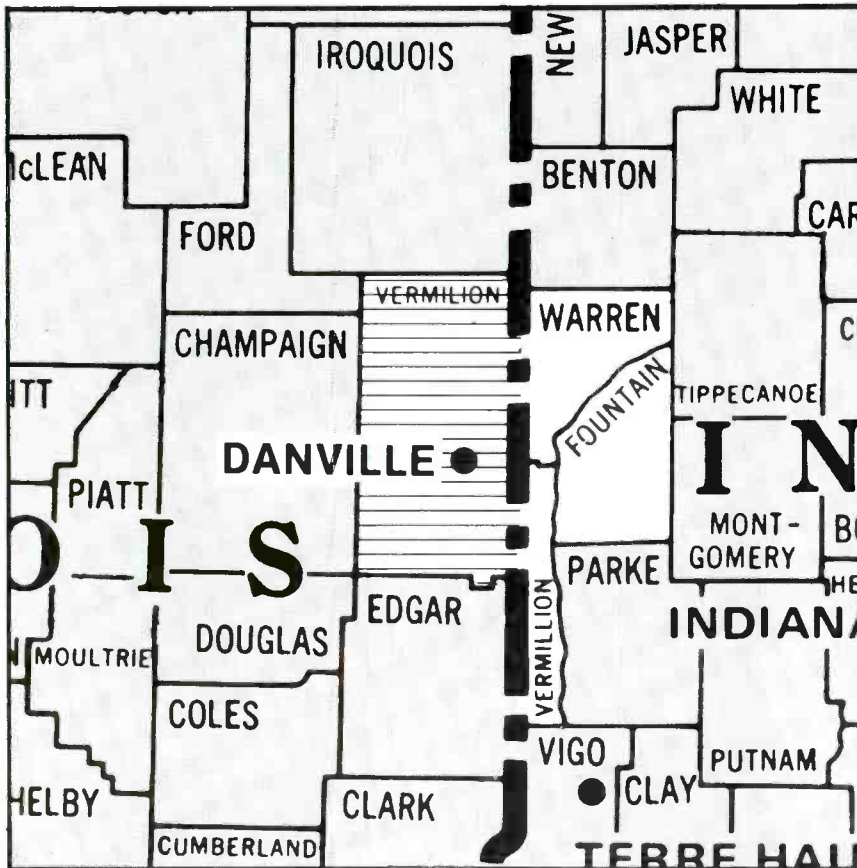
HDBA

Metro Rank: 11

Metro Population 12+ : 2,238,700
 Men 18+ : 934,200
 Women 18+ : 1,029,200
 Teens 12-17: 275,300

METRO AUDIENCE LEVELS	AQH	CUME
Monday-Sunday 6AM-MID	16.9	96.2
Monday-Friday 6AM-10AM	24.4	85.6
Monday-Friday 10AM-3PM	18.3	65.0
Monday-Friday 3PM-7PM	18.9	80.8
Monday-Friday 7PM-MID	10.8	62.0

Measurement: 8 weeks per year
 Frequency: 2 reports per year
 Schedule: Apr / May (ADI), Oct / Nov (ADI)
 Type of Report: Standard
 Reported Home Stations: AM:13, FM:14



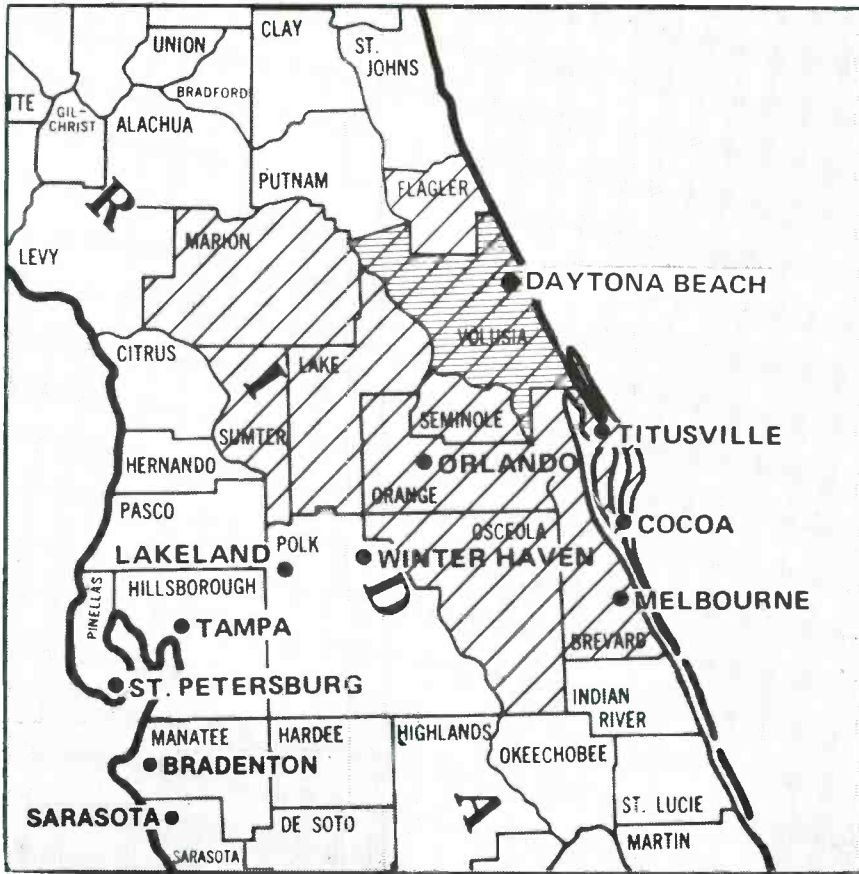
Danville, IL

Metro Rank:

Metro Population 12+ : 84,000
 Men 18+ : 34,800
 Women 18+ : 38,400
 Teens 12-17: 10,800

METRO AUDIENCE LEVELS	AQH	CUME
Monday-Sunday 6AM-MID	14.3	94.2
Monday-Friday 6AM-10AM	24.3	84.0
Monday-Friday 10AM-3PM	13.6	58.9
Monday-Friday 3PM-7PM	14.7	73.5
Monday-Friday 7PM-MID	10.1	54.2

Measurement: 12 weeks per year
 Frequency: 1 report per year
 Schedule: Spring
 Type of Report: Condensed
 Reported Home Stations: AM: 2, FM: 2



Daytona Beach

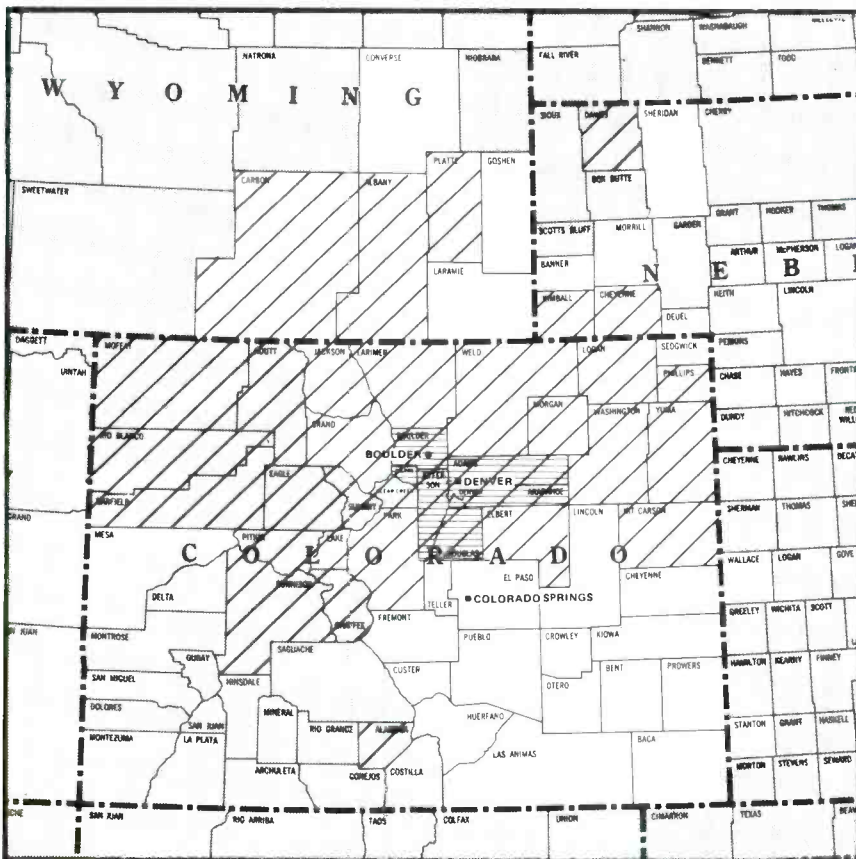
And Orlando-Daytona Beach ADI

Metro Rank: 137

Metro Population 12 + : 191,800
 Men 18 + : 78,600
 Women 18 + : 94,900
 Teens 12-17: 18,300

METRO AUDIENCE LEVELS	AQH	CUME
Monday-Sunday 6AM-MID	16.2	93.5
Monday-Friday 6AM-10AM	22.5	80.1
Monday-Friday 10AM-3PM	23.1	74.9
Monday-Friday 3PM-7PM	17.8	74.6
Monday-Friday 7PM-MID	9.0	53.6

Measurement: 8 weeks per year
 Frequency: 2 reports per year
 Schedule: Apr / May (ADI), Oct / Nov (ADI)
 Type of Report: Standard
 Reported Home Stations: AM: 9, FM: 3



Denver-Boulder

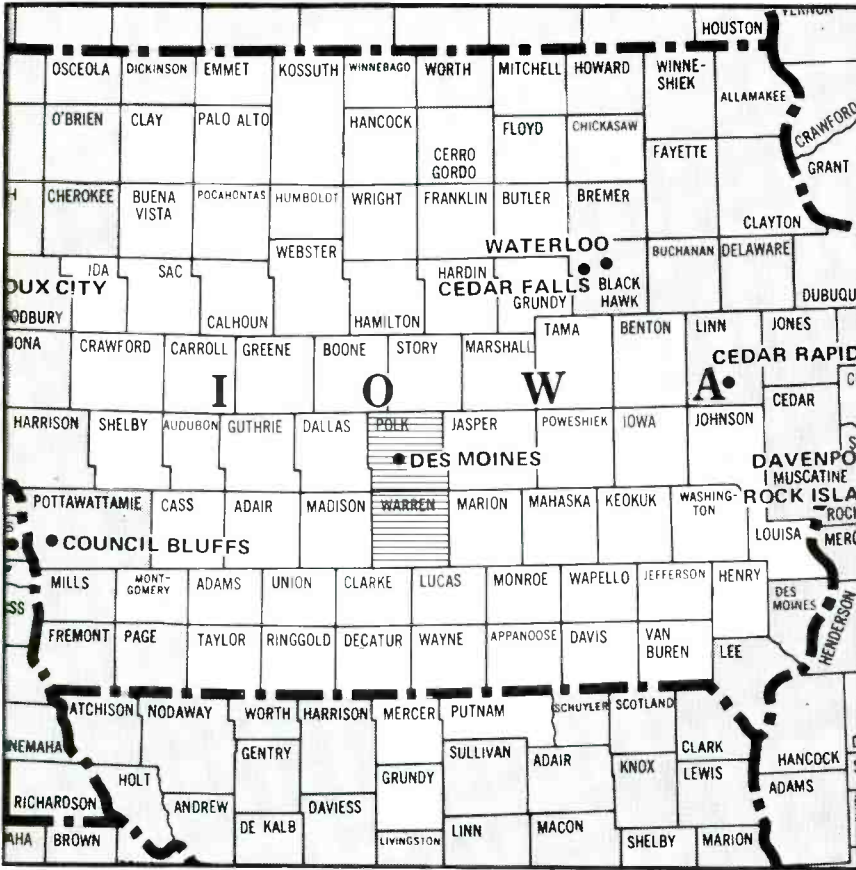
And Denver ADI

Metro Rank: 22

Metro Population 12 + : 1,285,300
 Men 18 + : 538,200
 Women 18 + : 583,200
 Teens 12-17: 163,900

METRO AUDIENCE LEVELS	AQH	CUME
Monday-Sunday 6AM-MID	16.4	95.8
Monday-Friday 6AM-10AM	23.6	84.2
Monday-Friday 10AM-3PM	17.1	66.6
Monday-Friday 3PM-7PM	18.2	79.9
Monday-Friday 7PM-MID	10.0	59.6

Measurement: 8 weeks per year
 Frequency: 2 reports per year
 Schedule: Apr / May (ADI), Oct / Nov (ADI)
 Type of Report: Standard
 Reported Home Stations: AM:17, FM:11



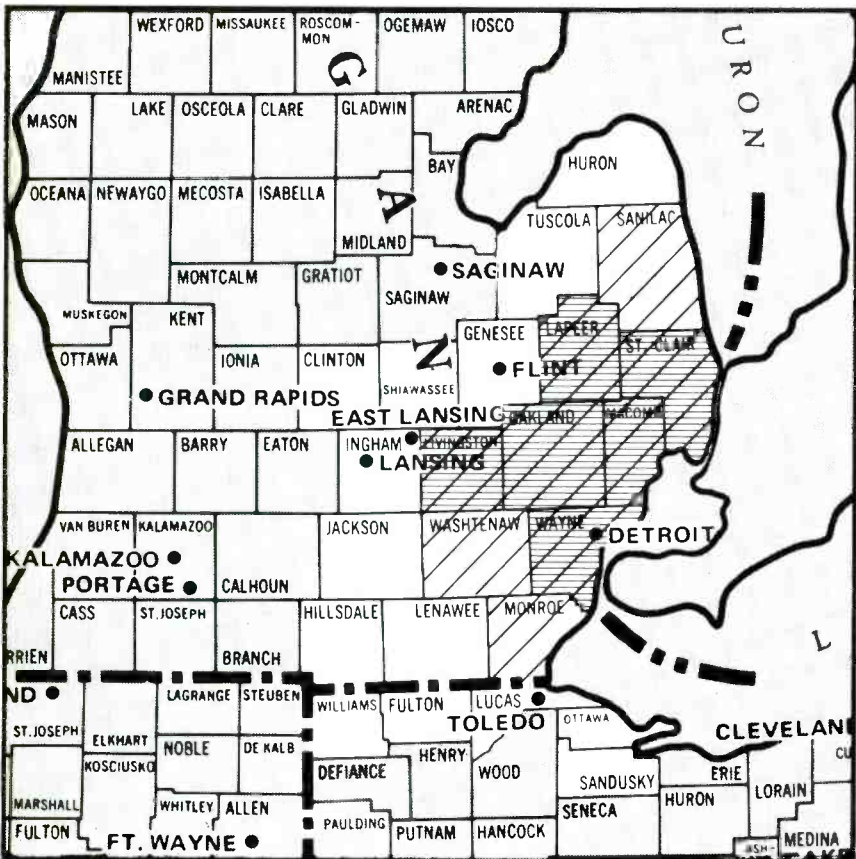
Des Moines

Metro Rank: 103

Metro Population 12 + : 275,200
 Men 18 + : 111,900
 Women 18 + : 128,800
 Teens 12-17: 34,500

METRO AUDIENCE LEVELS	AQH	CUME
Monday-Sunday 6AM-MID	14.4	93.9
Monday-Friday 6AM-10AM	25.4	85.1
Monday-Friday 10AM-3PM	16.7	61.1
Monday-Friday 3PM-7PM	15.8	74.1
Monday-Friday 7PM-MID	7.3	56.9

Measurement: 8 weeks per year
 Frequency: 2 reports per year
 Schedule: Apr / May, Oct / Nov
 Type of Report: Standard
 Reported Home Stations: AM: 5, FM: 6



Detroit

And Detroit ADI

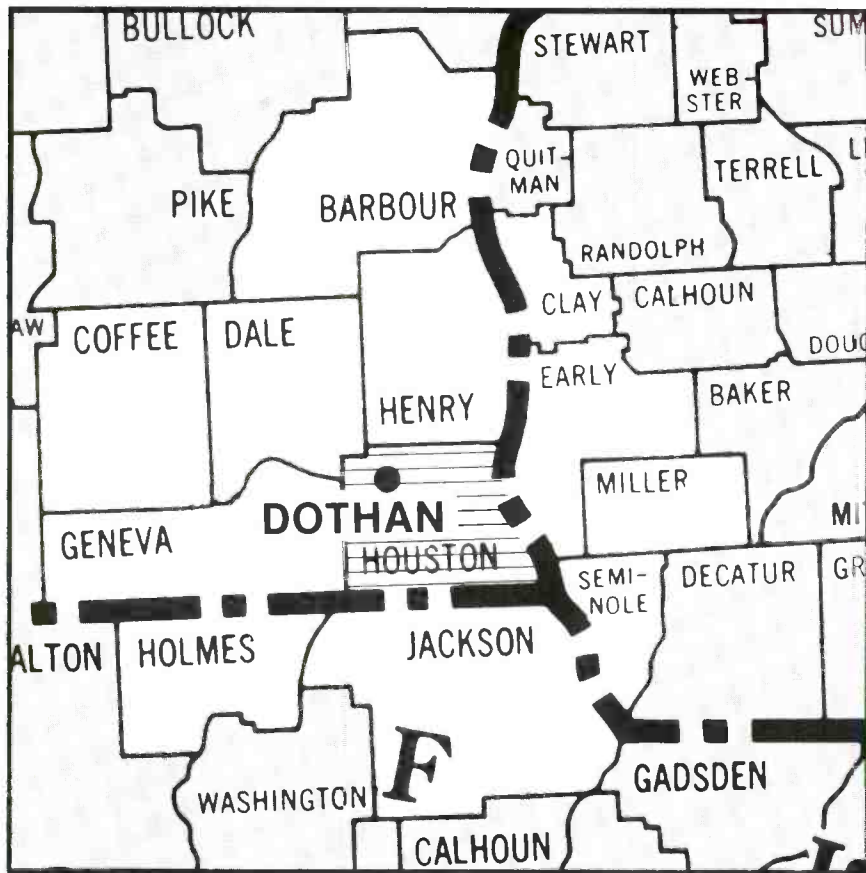
HDBA

Metro Rank: 6

Metro Population 12 + : 3,566,700
 Men 18 + : 1,472,600
 Women 18 + : 1,600,200
 Teens 12-17: 493,900

METRO AUDIENCE LEVELS	AQH	CUME
Monday-Sunday 6AM-MID	17.1	97.3
Monday-Friday 6AM-10AM	21.9	83.4
Monday-Friday 10AM-3PM	20.4	70.9
Monday-Friday 3PM-7PM	19.3	82.4
Monday-Friday 7PM-MID	11.2	64.8

Measurement: 16 weeks per year
 Frequency: 4 reports per year
 Schedule: Jan / Feb (ADI), Apr / May (ADI)
 Jul / Aug (ADI), Oct / Nov (ADI)
 Type of Report: Standard
 Reported Home Stations: AM: 9, FM: 18



Dothan, AL

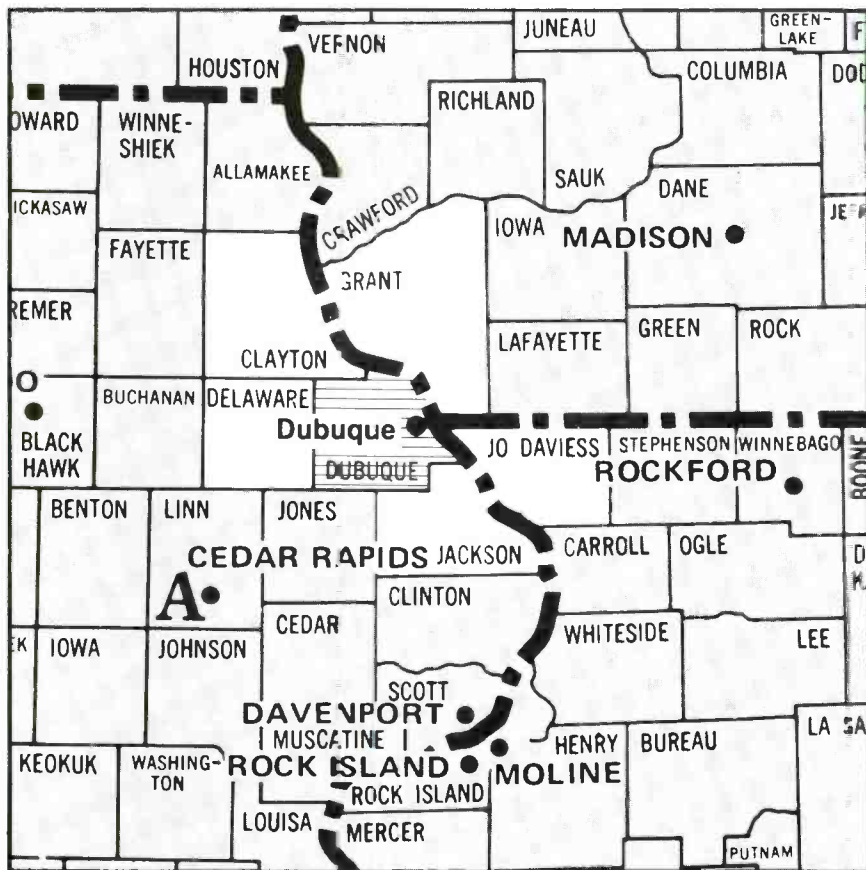
HDBA

Metro Rank:

Metro Population 12+ : 59,000
 Men 18+ : 23,900
 Women 18+ : 27,400
 Teens 12-17: 7,700

METRO AUDIENCE LEVELS	AQH	CUME
Monday-Sunday 6AM-MID	15.9	95.5
Monday-Friday 6AM-10AM	22.6	84.8
Monday-Friday 10AM-3PM	17.1	66.8
Monday-Friday 3PM-7PM	17.1	76.7
Monday-Friday 7PM-MID	7.0	51.6

Measurement: 4 weeks per year
 Frequency: 1 report per year
 Schedule: Apr / May
 Type of Report: Condensed
 Reported Home Stations: AM: 3, FM: 2



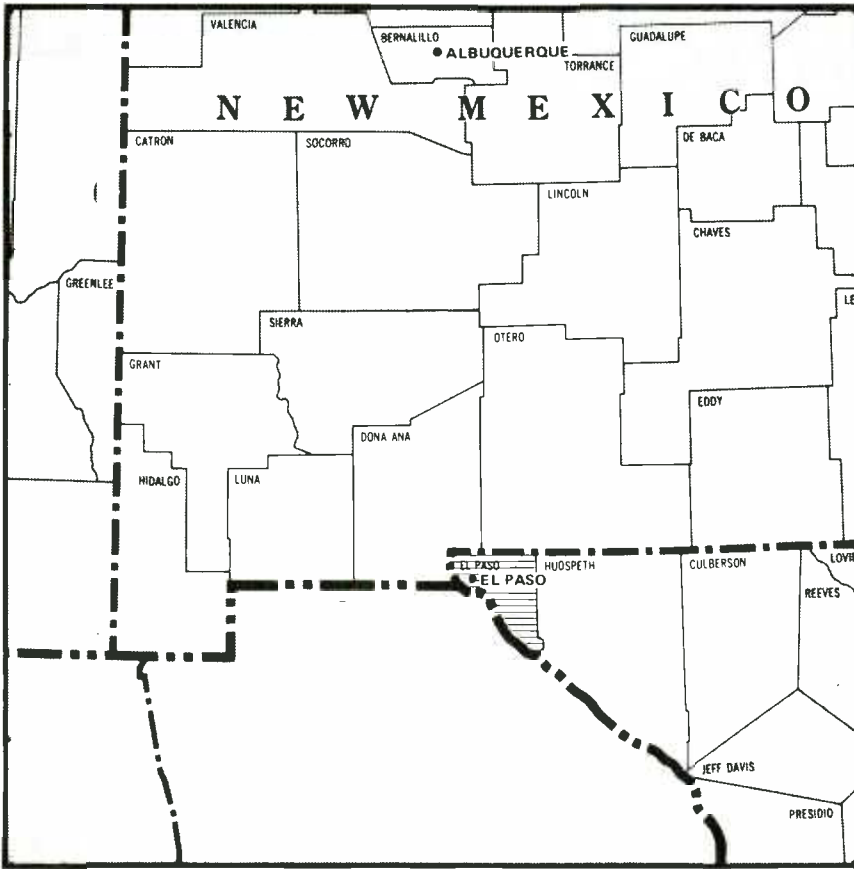
Dubuque, IA

Metro Rank:

Metro Population 12+ : 112,100
 Men 18+ : 47,200
 Women 18+ : 48,500
 Teens 12-17: 16,400

METRO AUDIENCE LEVELS	AQH	CUME
Monday-Sunday 6AM-MID	Not Available	
Monday-Friday 6AM-10AM		
Monday-Friday 10AM-3PM		
Monday-Friday 3PM-7PM		
Monday-Friday 7PM-MID		

Measurement: 4 weeks per year
 Frequency: 1 report per year
 Schedule: Apr / May
 Type of Report: Condensed
 Reported Home Stations: AM: N/A
 FM: N/A



El Paso

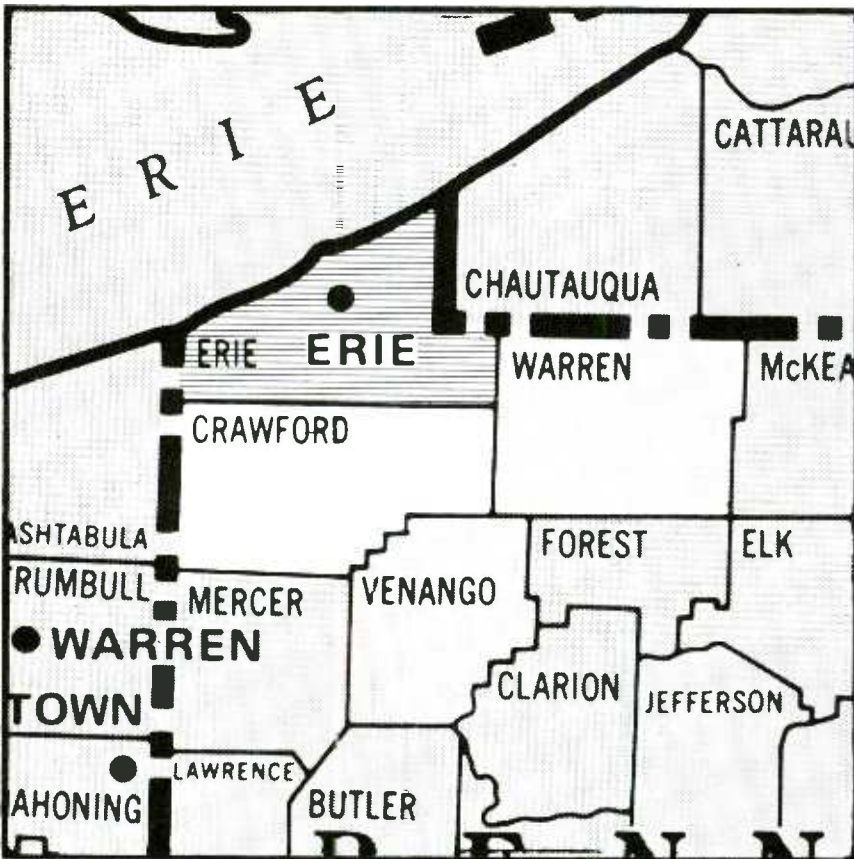
HDHA

Metro Rank: 86

Metro Population 12+ : 341,300
 Men 18+ : 138,600
 Women 18+ : 149,900
 Teens 12-17: 52,800

METRO AUDIENCE LEVELS	AQH	CUME
Monday-Sunday 6AM-MID	15.4	90.3
Monday-Friday 6AM-10AM	20.5	79.7
Monday-Friday 10AM-3PM	16.7	66.4
Monday-Friday 3PM-7PM	16.0	72.9
Monday-Friday 7PM-MID	9.0	54.7

Measurement: 8 weeks per year
 Frequency: 2 reports per year
 Schedule: Apr / May, Oct / Nov
 Type of Report: Standard
 Reported Home Stations: AM: 7, FM: 9



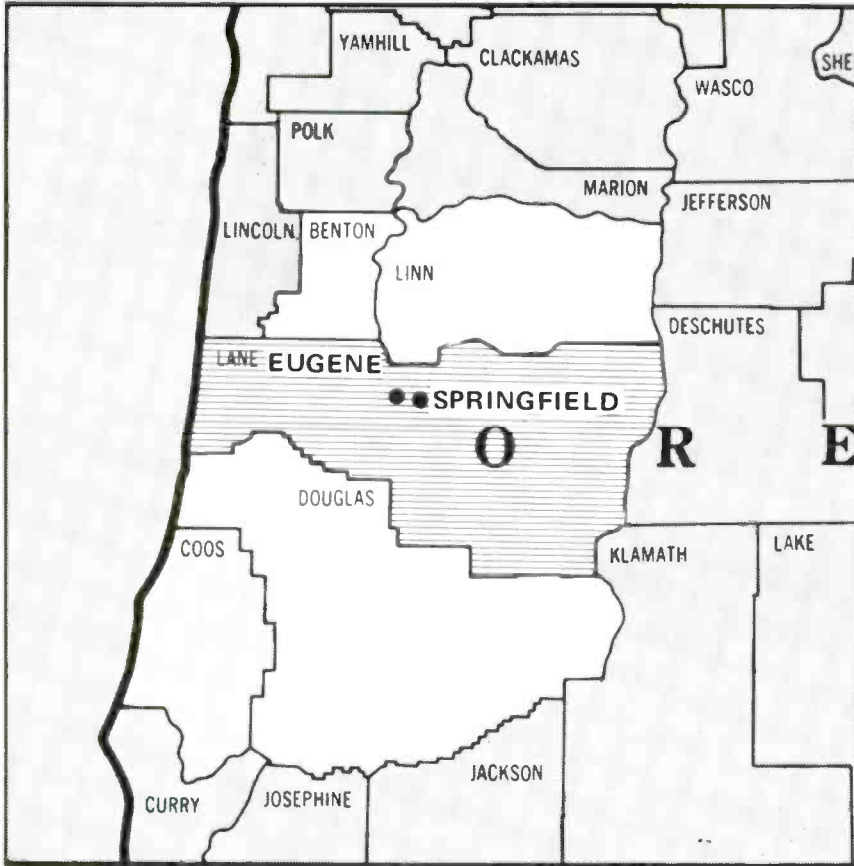
Erie

Metro Rank: 129

Metro Population 12+ : 218,900
 Men 18+ : 88,800
 Women 18+ : 100,800
 Teens 12-17: 29,300

METRO AUDIENCE LEVELS	AQH	CUME
Monday-Sunday 6AM-MID	14.1	97.4
Monday-Friday 6AM-10AM	18.3	82.8
Monday-Friday 10AM-3PM	17.4	64.6
Monday-Friday 3PM-7PM	15.5	76.3
Monday-Friday 7PM-MID	8.7	56.9

Measurement: 4 weeks per year
 Frequency: 1 report per year
 Schedule: Apr / May
 Type of Report: Standard
 Reported Home Stations: AM: 6, FM: 5



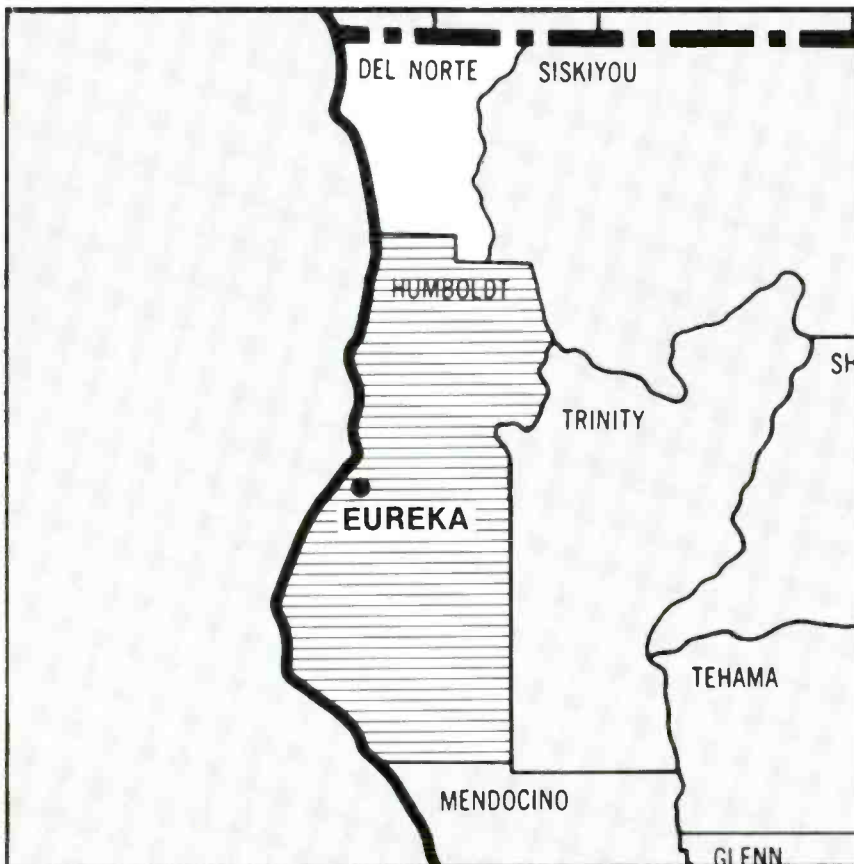
Eugene-Springfield

Metro Rank: 130

Metro Population 12+ : 217,800
 Men 18+ : 94,300
 Women 18+ : 97,000
 Teens 12-17: 26,500

METRO AUDIENCE LEVELS	AQH	CUME
Monday-Sunday 6AM-MID	14.1	94.7
Monday-Friday 6AM-10AM	20.7	83.7
Monday-Friday 10AM-3PM	15.0	65.6
Monday-Friday 3PM-7PM	15.4	76.1
Monday-Friday 7PM-MID	8.0	57.8

Measurement: 8 weeks per year
 Frequency: 2 reports per year
 Schedule: Apr / May, Oct / Nov
 Type of Report: Standard
 Reported Home Stations: AM: 8, FM: 4



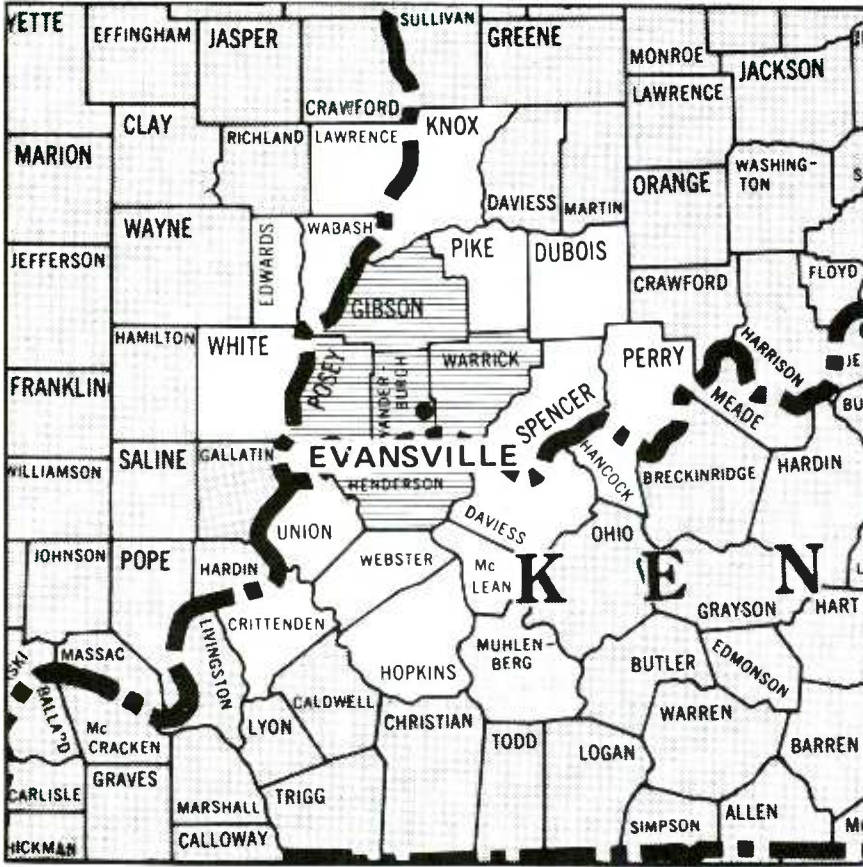
Eureka, CA

Metro Rank:

Metro Population 12+ : 91,500
 Men 18+ : 40,400
 Women 18+ : 39,200
 Teens 12-17: 11,900

METRO AUDIENCE LEVELS	AQH	CUME
Monday-Sunday 6AM-MID	14.4	94.0
Monday-Friday 6AM-10AM	21.7	80.4
Monday-Friday 10AM-3PM	17.1	66.3
Monday-Friday 3PM-7PM	14.9	67.4
Monday-Friday 7PM-MID	7.7	51.2

Measurement: 4 weeks per year
 Frequency: 1 report per year
 Schedule: Apr / May
 Type of Report: Condensed
 Reported Home Stations: AM: 4, FM: 2



Evansville

Metro Rank: 116

Metro Population 12 + : 242,900
 Men 18 + : 98,300
 Women 18 + : 113,200
 Teens 12-17: 31,400

METRO AUDIENCE LEVELS	AOH	CUME
Monday-Sunday 6AM-MID	14.6	89.9
Monday-Friday 6AM-10AM	22.5	80.3
Monday-Friday 10AM-3PM	16.6	62.6
Monday-Friday 3PM-7PM	15.6	71.2
Monday-Friday 7PM-MID	7.8	49.8

Measurement: 4 weeks per year
 Frequency: 1 report per year
 Schedule: Apr / May
 Type of Report: Standard
 Reported Home Stations: AM: 6, FM: 5



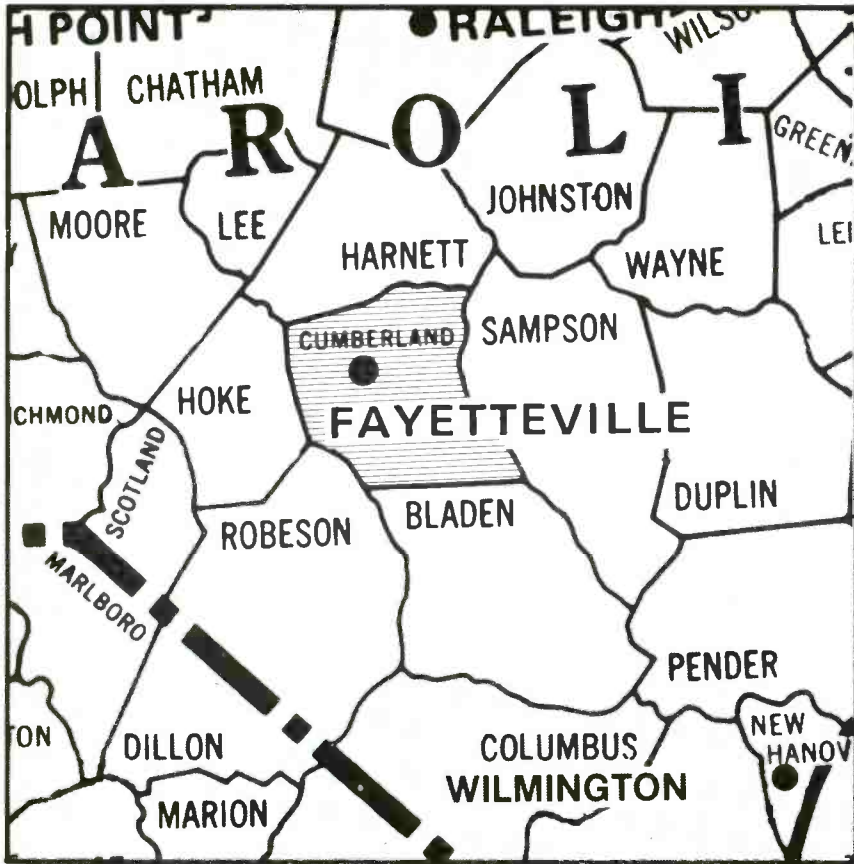
Fargo-Moorhead

Metro Rank: 163

Metro Population 12 + : 114,500
 Men 18 + : 49,300
 Women 18 + : 51,300
 Teens 12-17: 13,900

METRO AUDIENCE LEVELS	AOH	CUME
Monday-Sunday 6AM-MID	17.5	96.3
Monday-Friday 6AM-10AM	26.3	86.8
Monday-Friday 10AM-3PM	19.9	70.3
Monday-Friday 3PM-7PM	17.8	75.8
Monday-Friday 7PM-MID	10.4	62.7

Measurement: 4 weeks per year
 Frequency: 1 report per year
 Schedule: Apr / May
 Type of Report: Standard
 Reported Home Stations: AM: 4, FM: 3



Fayetteville, NC

HDBA

Metro Rank: 140

Metro Population 12 + : 183,200
 Men 18 + : 89,500
 Women 18 + : 71,700
 Teens 12-17: 22,600

METRO AUDIENCE LEVELS	AQH	CUME
Monday-Sunday 6AM-MID	14.1	97.3
Monday-Friday 6AM-10AM	21.3	86.0
Monday-Friday 10AM-3PM	16.2	66.6
Monday-Friday 3PM-7PM	14.8	74.9
Monday-Friday 7PM-MID	7.3	57.1

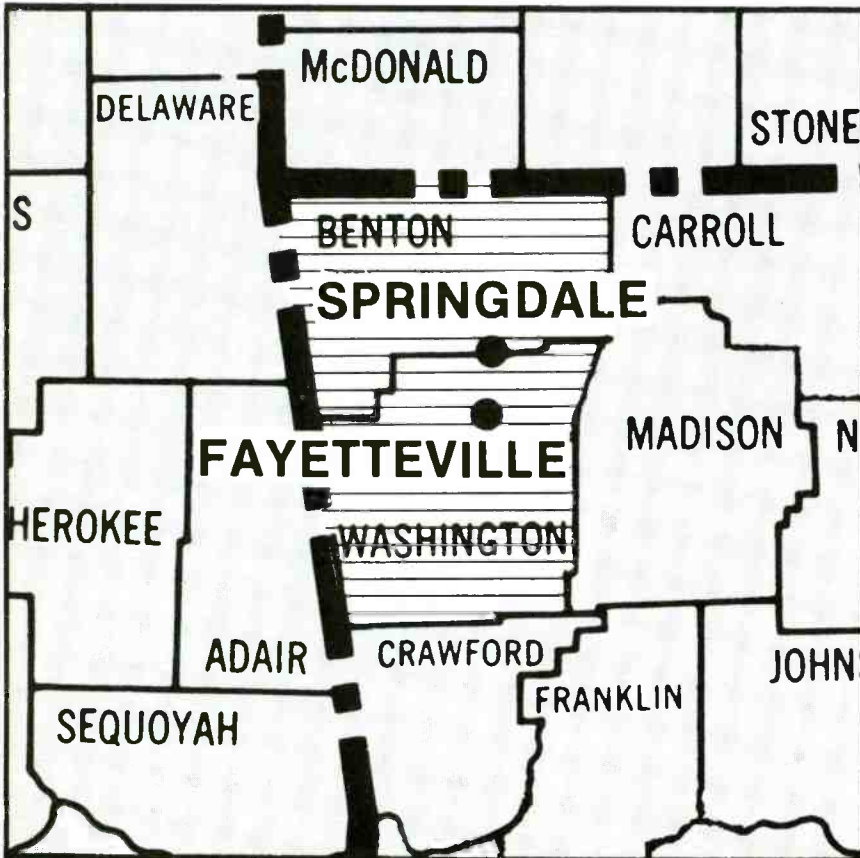
Measurement: 4 weeks per year

Frequency: 1 report per year

Schedule: Apr / May

Type of Report: Standard

Reported Home Stations: AM: 5, FM: 1



Fayetteville-Springdale, AR

Metro Rank:

Metro Population 12 + : 135,700
 Men 18 + : 59,000
 Women 18 + : 61,600
 Teens 12-17: 15,100

METRO AUDIENCE LEVELS	AQH	CUME
Monday-Sunday 6AM-MID	16.5	95.5
Monday-Friday 6AM-10AM	23.6	87.6
Monday-Friday 10AM-3PM	18.5	68.9
Monday-Friday 3PM-7PM	15.6	74.1
Monday-Friday 7PM-MID	9.3	54.0

Measurement: 4 weeks per year

Frequency: 1 report per year

Schedule: Apr / May

Type of Report: Condensed

Reported Home Stations: AM: 6, FM: 5



Flint

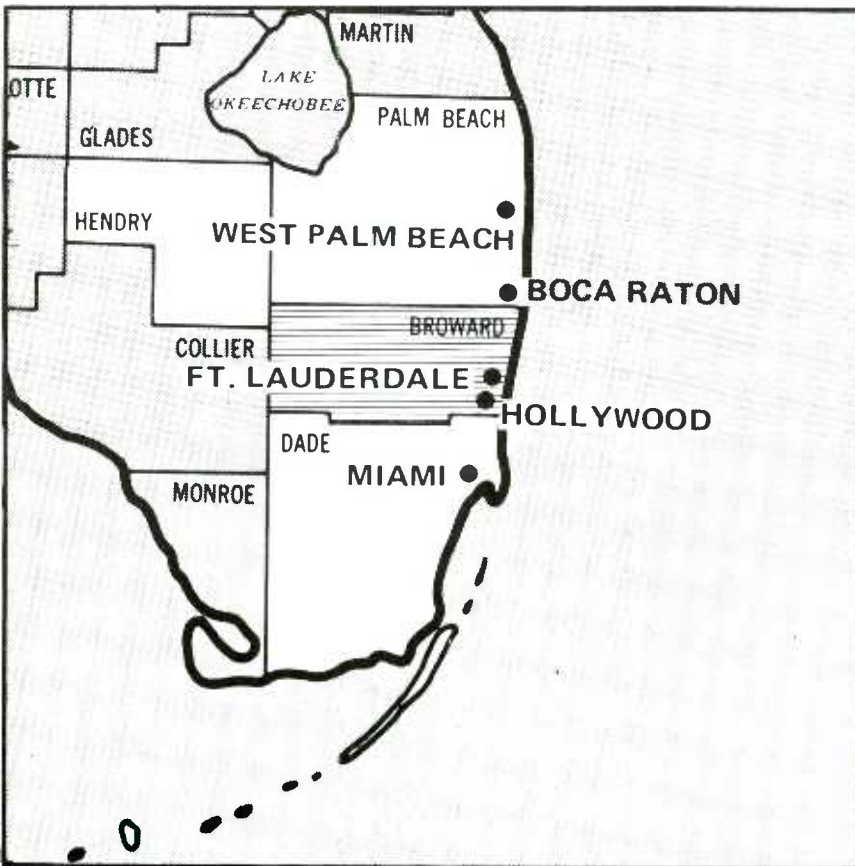
HDBA

Metro Rank: 71

Metro Population 12+ : 414,400
 Men 18+ : 170,600
 Women 18+ : 182,900
 Teens 12-17: 60,900

METRO AUDIENCE LEVELS	AQH	CUME
Monday-Sunday 6AM-MID	14.6	96.0
Monday-Friday 6AM-10AM	19.0	76.4
Monday-Friday 10AM-3PM	17.2	67.5
Monday-Friday 3PM-7PM	16.7	79.1
Monday-Friday 7PM-MID	9.3	61.0

Measurement: 8 weeks per year
 Frequency: 2 reports per year
 Schedule: Apr / May, Oct / Nov
 Type of Report: Standard
 Reported Home Stations: AM: 7, FM: 2



Ft. Lauderdale-Hollywood

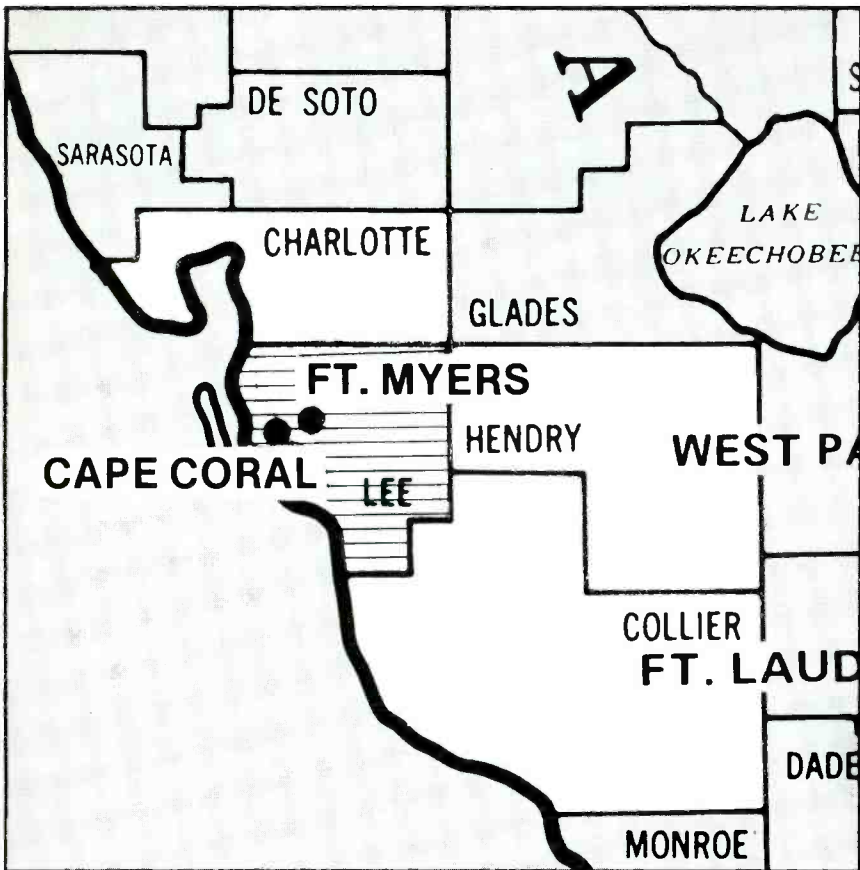
HDBA

Metro Rank: 40

Metro Population 12+ : 791,700
 Men 18+ : 332,700
 Women 18+ : 382,400
 Teens 12-17: 76,600

METRO AUDIENCE LEVELS	AQH	CUME
Monday-Sunday 6AM-MID	17.7	97.3
Monday-Friday 6AM-10AM	21.7	82.5
Monday-Friday 10AM-3PM	24.0	72.6
Monday-Friday 3PM-7PM	19.4	79.4
Monday-Friday 7PM-MID	9.0	55.3

Measurement: 8 weeks per year
 Frequency: 2 reports per year
 Schedule: Apr / May, Oct / Nov
 Type of Report: Standard
 Reported Home Stations: AM: 5, FM: 5



Ft. Myers-Cape Coral, FL

Metro Rank:

Metro Population 12 + : 171,100
 Men 18 + : 73,500
 Women 18 + : 80,600
 Teens 12-17: 17,000

METRO AUDIENCE LEVELS	AQH	CUME
Monday-Sunday 6AM-MID	17.2	93.0
Monday-Friday 6AM-10AM	23.2	79.9
Monday-Friday 10AM-3PM	23.7	76.5
Monday-Friday 3PM-7PM	17.6	73.8
Monday-Friday 7PM-MID	8.3	52.8

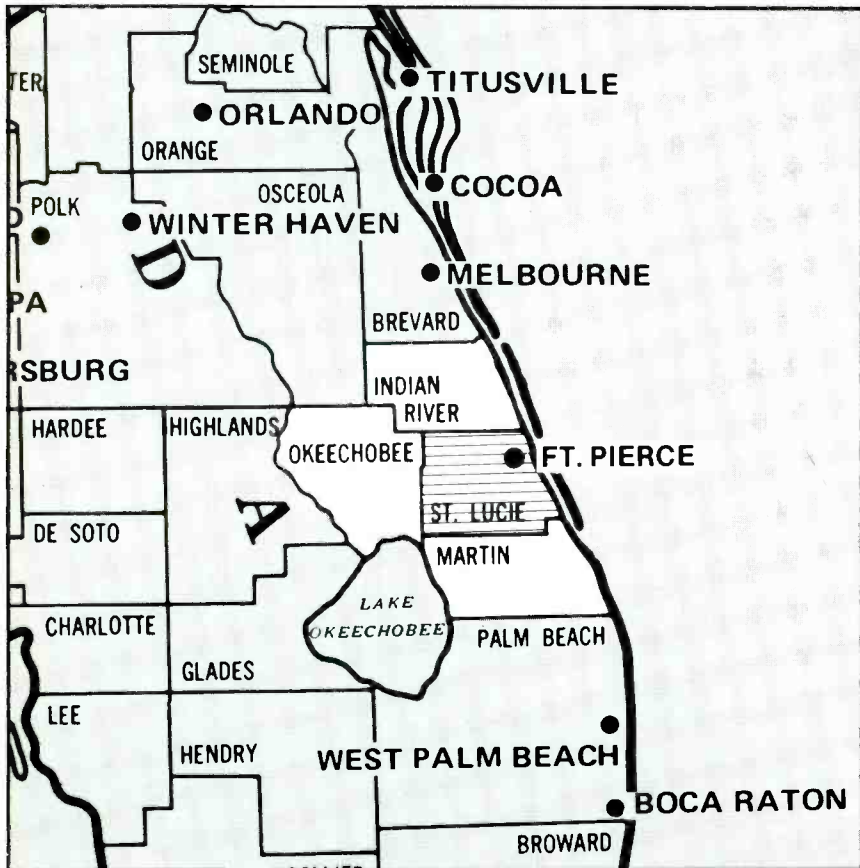
Measurement: 4 weeks per year

Frequency: 1 report per year

Schedule: Apr / May

Type of Report: Condensed

Reported Home Stations: AM: 4, FM: 5



Ft. Pierce, FL

HDBA

Metro Rank:

Metro Population 12 + : 61,000
 Men 18 + : 25,500
 Women 18 + : 27,900
 Teens 12-17: 7,600

METRO AUDIENCE LEVELS	AQH	CUME
Monday-Sunday 6AM-MID	19.0	96.9
Monday-Friday 6AM-10AM	28.2	86.4
Monday-Friday 10AM-3PM	26.0	74.1
Monday-Friday 3PM-7PM	19.6	75.3
Monday-Friday 7PM-MID	10.0	60.9

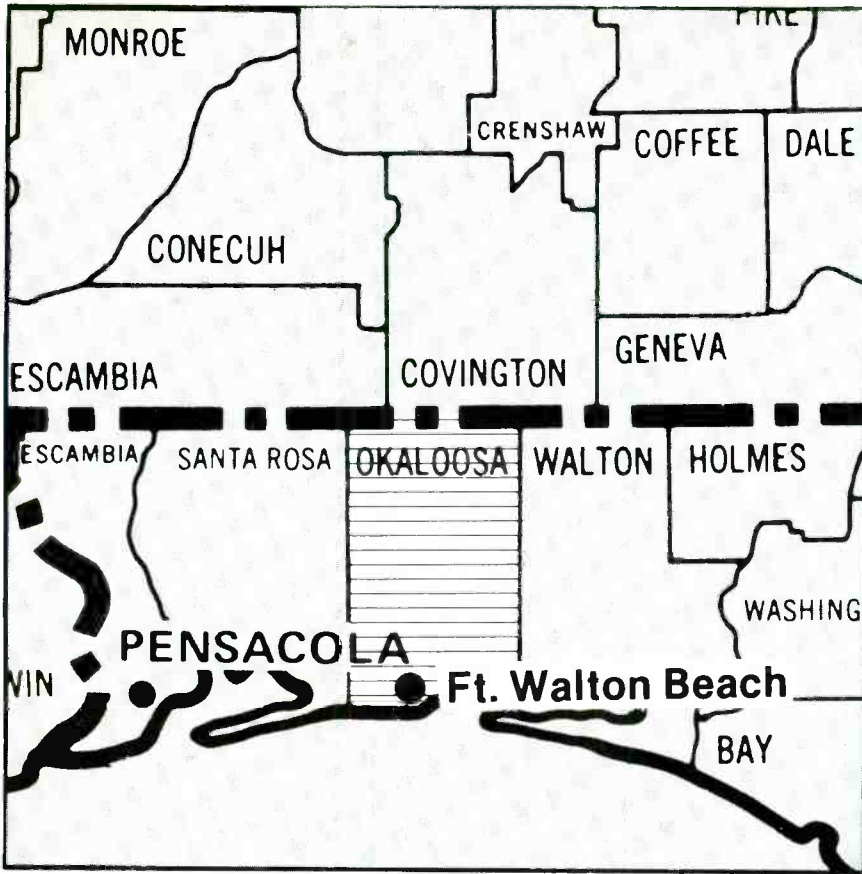
Measurement: 4 weeks per year

Frequency: 1 report per year

Schedule: Apr / May

Type of Report: Condensed

Reported Home Stations: AM: 2, FM: 2



Ft. Walton Beach, FL

Metro Rank:

Metro Population 12 + : 84,400
 Men 18 + : 37,100
 Women 18 + : 35,400
 Teens 12-17: 11,900

METRO AUDIENCE LEVELS	AQH	CUME
-----------------------	-----	------

Monday-Sunday 6AM-MID	Not Available	
Monday-Friday 6AM-10AM		
Monday-Friday 10AM-3PM		
Monday-Friday 3PM-7PM		
Monday-Friday 7PM-MID		

Measurement: 4 weeks per year
 Frequency: 1 report per year
 Schedule: Apr / May
 Type of Report: Condensed
 Reported Home Stations: AM: N/A
 FM: N/A



Ft. Wayne

Metro Rank: 99

Metro Population 12 + : 299,200
 Men 18 + : 122,200
 Women 18 + : 135,700
 Teens 12-17: 41,300

METRO AUDIENCE LEVELS	AQH	CUME
-----------------------	-----	------

Monday-Sunday 6AM-MID	15.9	95.5
Monday-Friday 6AM-10AM	26.2	87.2
Monday-Friday 10AM-3PM	17.5	62.1
Monday-Friday 3PM-7PM	16.8	77.4
Monday-Friday 7PM-MID	8.9	61.3

Measurement: 8 weeks per year
 Frequency: 2 reports per year
 Schedule: Apr / May, Oct / Nov
 Type of Report: Standard
 Reported Home Stations: AM: 7, FM: 5



Frederick, MD

Metro Rank:

Metro Population 12 + : 89,100
 Men 18 + : 37,400
 Women 18 + : 40,300
 Teens 12-17: 11,400

METRO AUDIENCE LEVELS	AQH	CUME
Monday-Sunday 6AM-MID	16.6	96.2
Monday-Friday 6AM-10AM	25.3	86.4
Monday-Friday 10AM-3PM	18.5	58.0
Monday-Friday 3PM-7PM	20.6	84.3
Monday-Friday 7PM-MID	9.0	62.2

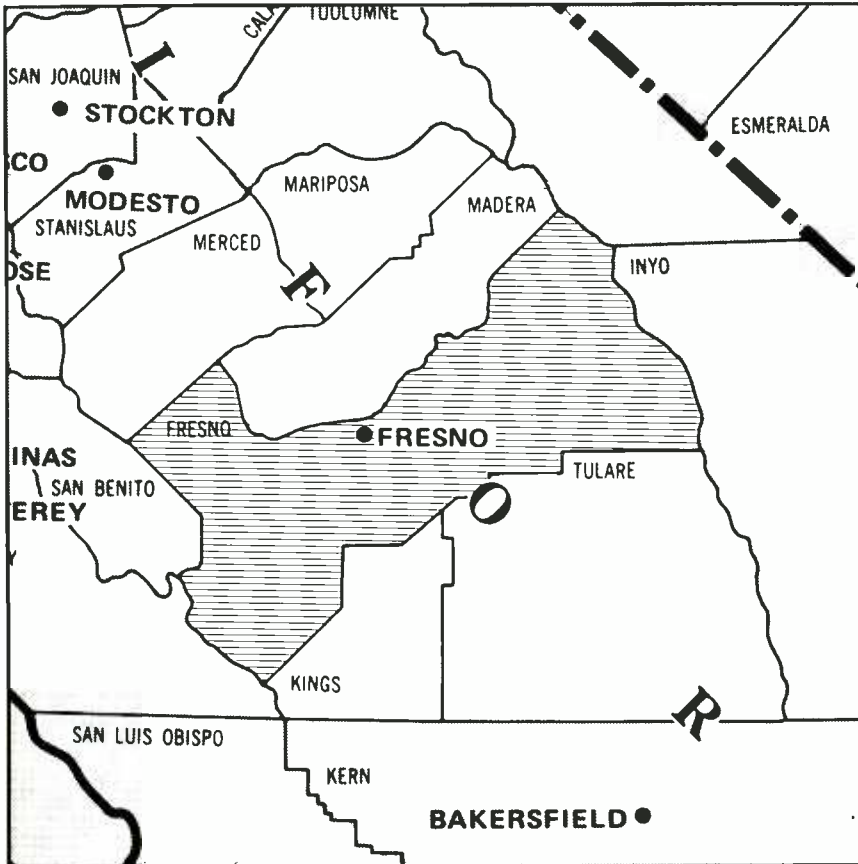
Measurement: 4 weeks per year

Frequency: 1 report per year

Schedule: Apr / May

Type of Report: Condensed

Reported Home Stations: AM: 4, FM: 2



Fresno

HDHA

Metro Rank: 73

Metro Population 12 + : 399,100
 Men 18 + : 165,000
 Women 18 + : 179,300
 Teens 12-17: 54,800

METRO AUDIENCE LEVELS	AQH	CUME
Monday-Sunday 6AM-MID	15.8	90.5
Monday-Friday 6AM-10AM	24.2	81.6
Monday-Friday 10AM-3PM	18.3	61.5
Monday-Friday 3PM-7PM	16.5	68.1
Monday-Friday 7PM-MID	7.2	49.0

Measurement: 8 weeks per year

Frequency: 2 reports per year

Schedule: Apr / May, Oct / Nov

Type of Report: Standard

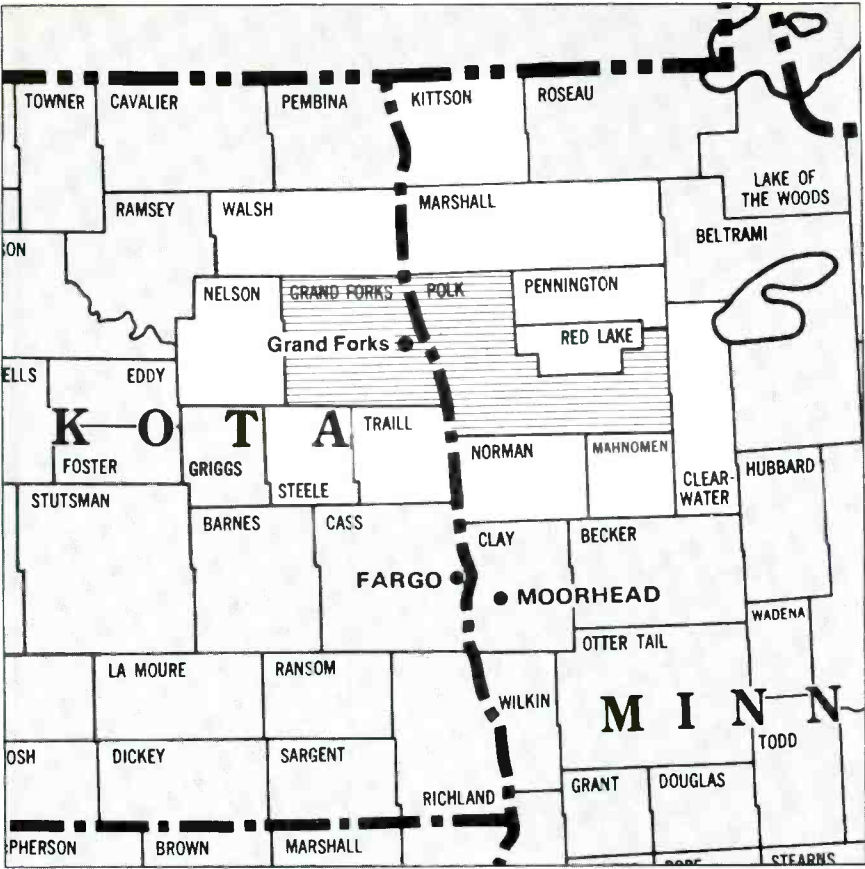
Reported Home Stations: AM: 11, FM: 6

Grand Forks, ND-MN

Metro Rank:

Metro Population 12 + : 85,300
 Men 18 + : 38,000
 Women 18 + : 36,700
 Teens 12-17: 10,600

METRO AUDIENCE LEVELS	AQH	CUME
Monday-Sunday 6AM-MID	Not Available	
Monday-Friday 6AM-10AM		
Monday-Friday 10AM-3PM		
Monday-Friday 3PM-7PM		
Monday-Friday 7PM-MID		
Measurement: 4 weeks per year		
Frequency: 1 report per year		
Schedule: Apr / May		
Type of Report: Condensed		
Reported Home Stations: AM: N/A		
FM: N/A		



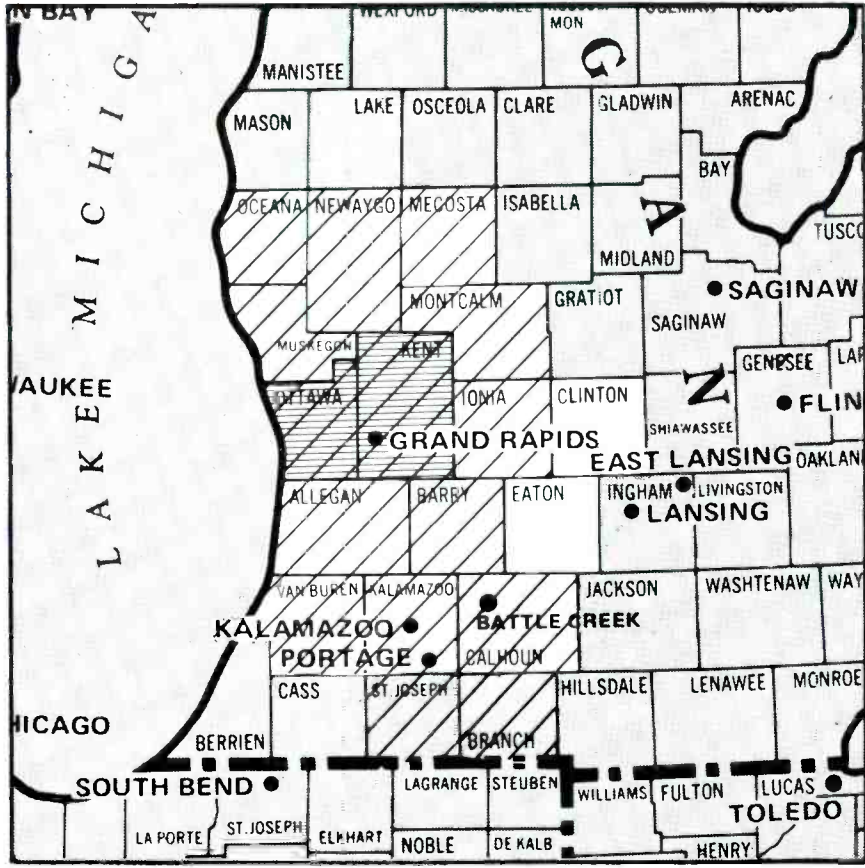
Grand Rapids

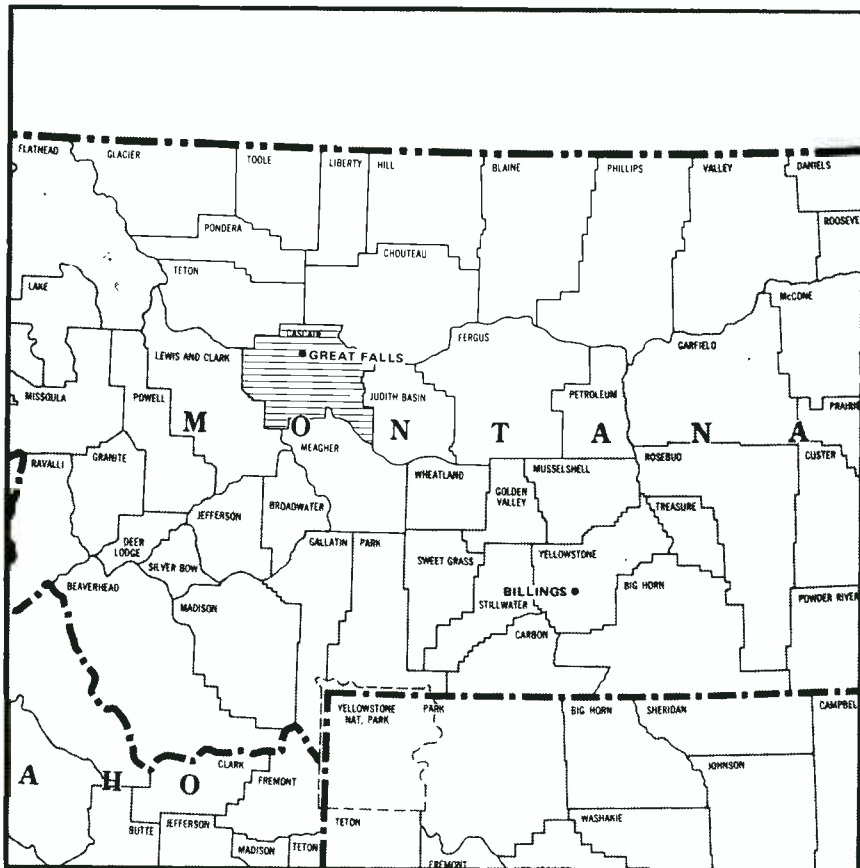
And Grand Rapids-Kalamazoo-Battle Creek ADI

Metro Rank: 65

Metro Population 12 + : 472,900
 Men 18 + : 141,500
 Women 18 + : 161,400
 Teens 12-17: 170,000

METRO AUDIENCE LEVELS	AQH	CUME
Monday-Sunday 6AM-MID	15.8	94.9
Monday-Friday 6AM-10AM	23.4	84.0
Monday-Friday 10AM-3PM	18.9	64.6
Monday-Friday 3PM-7PM	17.8	79.1
Monday-Friday 7PM-MID	10.0	62.5
Measurement: 8 weeks per year		
Frequency: 2 reports per year		
Schedule: Apr / May (ADI), Oct / Nov (ADI)		
Type of Report: Standard		
Reported Home Stations: AM: 8, FM: 10		





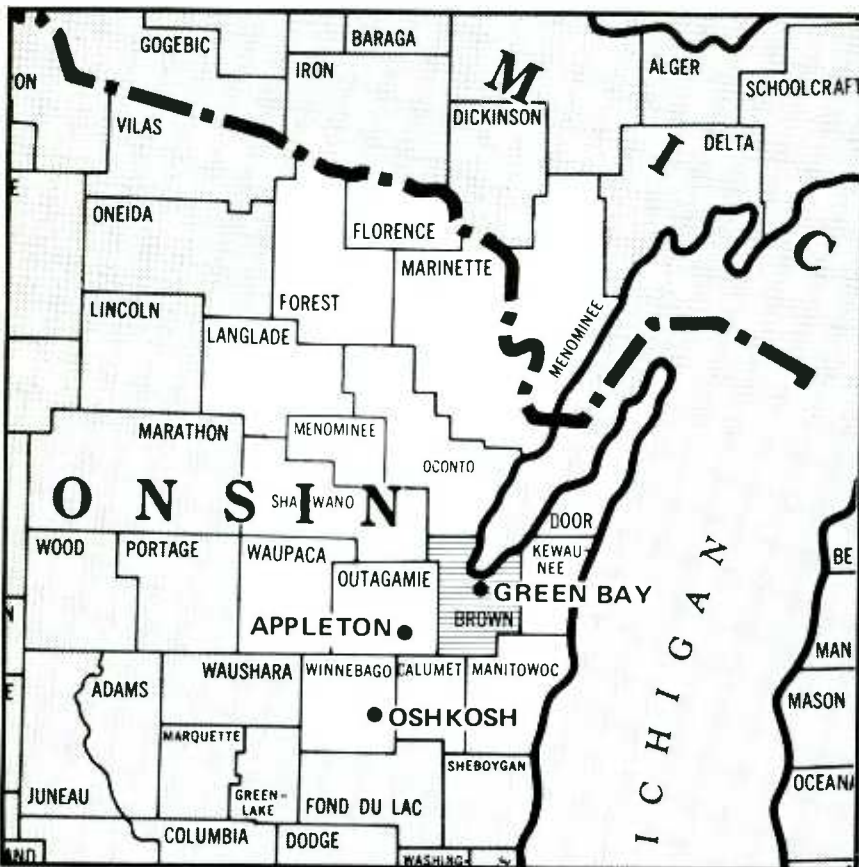
Great Falls

Metro Rank: 175

Metro Population 12 + : 69,000
 Men 18 + : 29,800
 Women 18 + : 30,100
 Teens 12-17: 9,100

METRO AUDIENCE LEVELS	AQH	CUME
Monday-Sunday 6AM-MID	14.4	94.1
Monday-Friday 6AM-10AM	23.0	83.7
Monday-Friday 10AM-3PM	18.6	68.3
Monday-Friday 3PM-7PM	15.2	75.0
Monday-Friday 7PM-MID	6.9	55.4

Measurement: 4 weeks per year
 Frequency: 1 report per year
 Schedule: Apr / May
 Type of Report: Standard
 Reported Home Stations: AM: 4, FM: 3



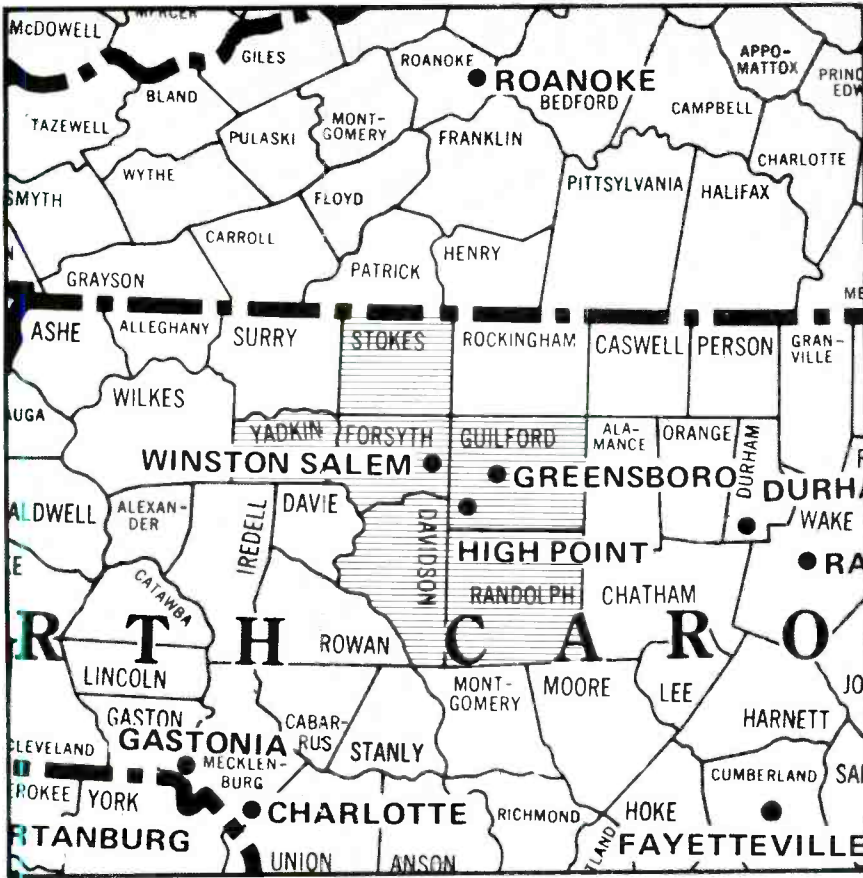
Green Bay

Metro Rank: 153

Metro Population 12 + : 144,500
 Men 18 + : 58,800
 Women 18 + : 64,100
 Teens 12-17: 21,600

METRO AUDIENCE LEVELS	AQH	CUME
Monday-Sunday 6AM-MID	16.2	96.0
Monday-Friday 6AM-10AM	24.6	85.1
Monday-Friday 10AM-3PM	22.1	72.6
Monday-Friday 3PM-7PM	18.2	79.2
Monday-Friday 7PM-MID	9.1	57.3

Measurement: 4 weeks per year
 Frequency: 1 report per year
 Schedule: Apr / May
 Type of Report: Standard
 Reported Home Stations: AM: 3, FM: 2



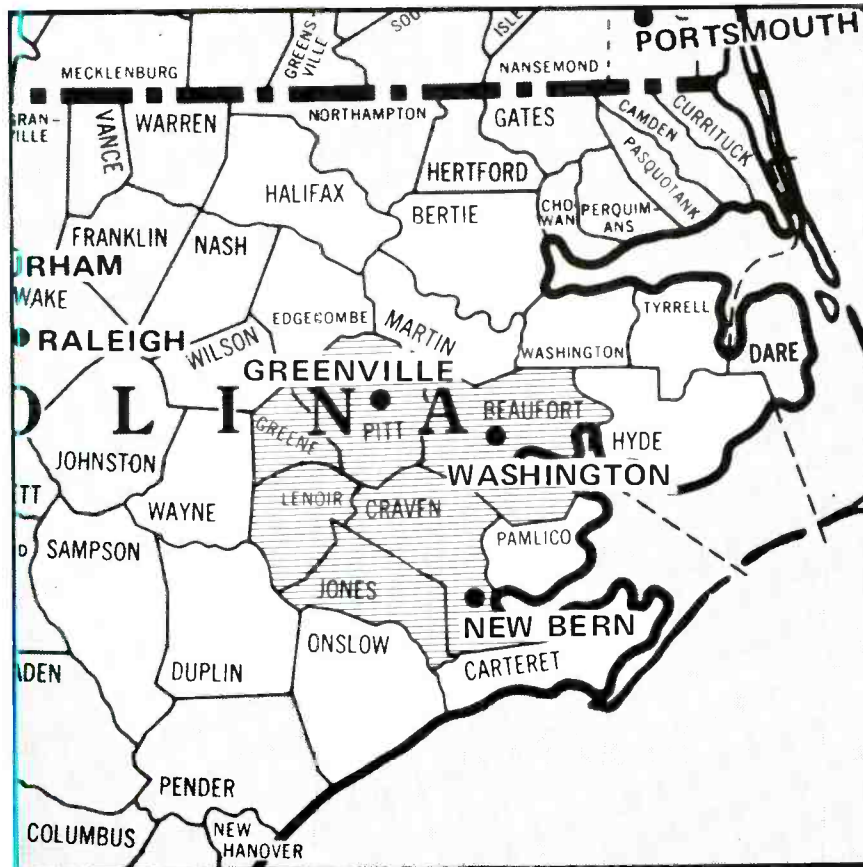
Greensboro-Winston Salem-High Point

Metro Rank: 47

Metro Population 12 + : 664,300
 Men 18 + : 271,400
 Women 18 + : 313,200
 Teens 12-17: 79,700

METRO AUDIENCE LEVELS	AQH	CUME
Monday-Sunday 6AM-MID	14.9	95.5
Monday-Friday 6AM-10AM	23.7	83.8
Monday-Friday 10AM-3PM	15.5	62.6
Monday-Friday 3PM-7PM	15.0	72.7
Monday-Friday 7PM-MID	7.5	53.6

Measurement: 8 weeks per year
 Frequency: 2 reports per year
 Schedule: Apr / May, Oct / Nov
 Type of Report: Standard
 Reported Home Stations: AM: 14, FM: 9



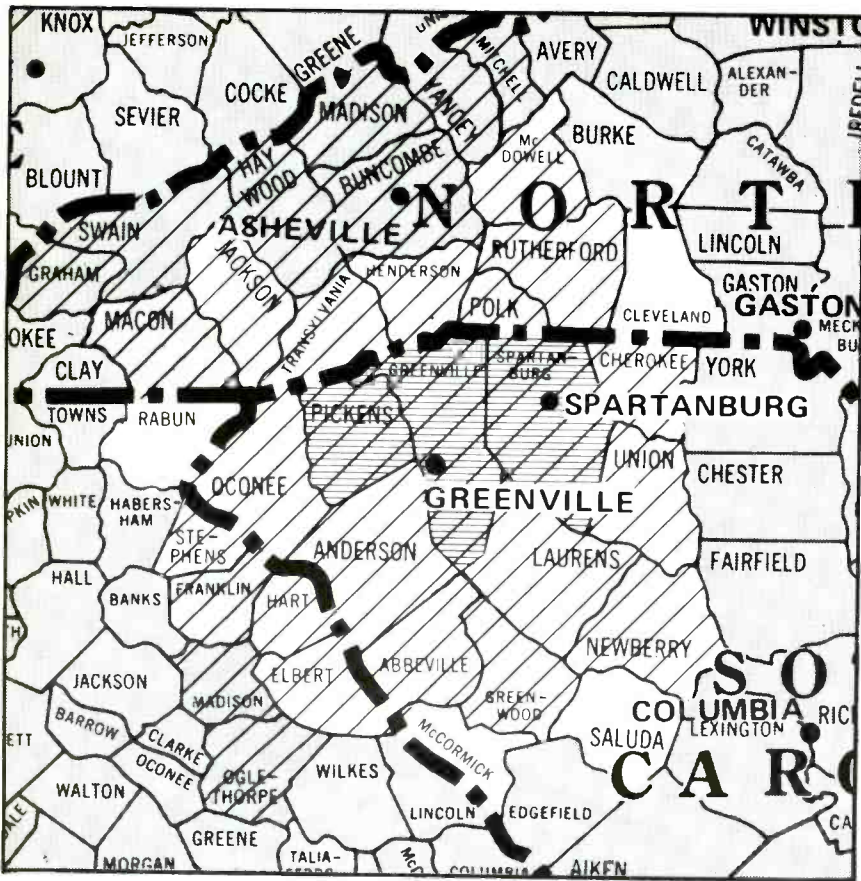
Greenville-New Bern-Washington

Metro Rank: 127

Metro Population 12 + : 222,000
 Men 18 + : 91,000
 Women 18 + : 99,800
 Teens 12-17: 31,200

METRO AUDIENCE LEVELS	AQH	CUME
Monday-Sunday 6AM-MID	12.6	96.5
Monday-Friday 6AM-10AM	14.1	76.1
Monday-Friday 10AM-3PM	14.1	67.2
Monday-Friday 3PM-7PM	14.8	77.5
Monday-Friday 7PM-MID	7.4	56.1

Measurement: 4 weeks per year
 Frequency: 1 report per year
 Schedule: Apr / May
 Type of Report: Standard
 Reported Home Stations: AM: 9, FM: 8



Greenville Spartanburg, SC

And Greenville-Spartanburg-
Asheville ADI

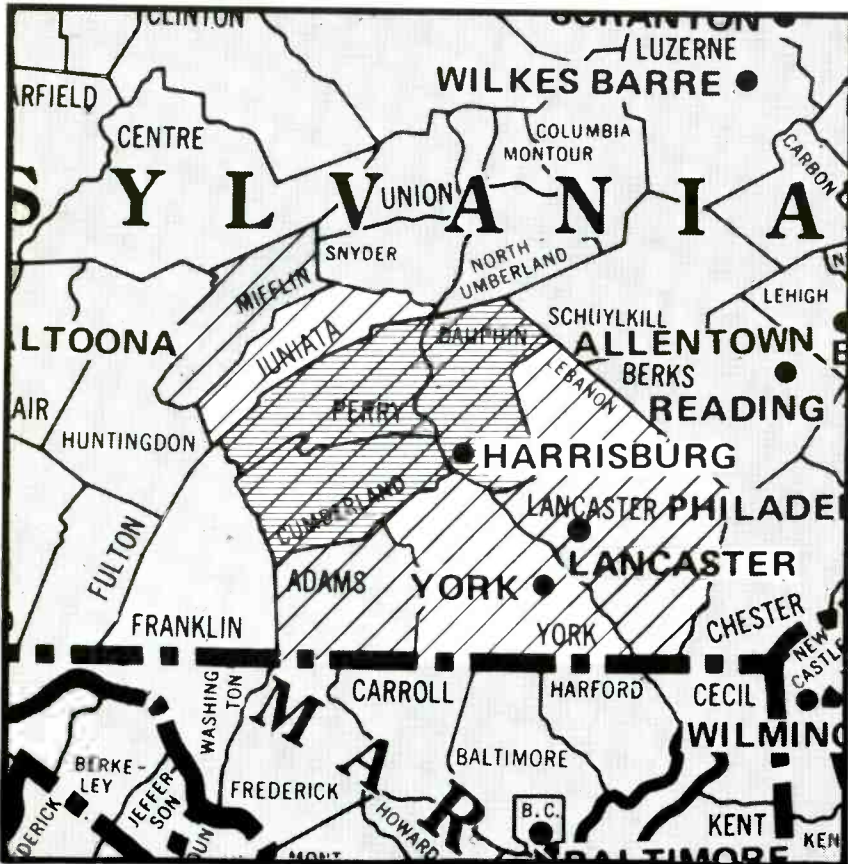
HDBA

Metro Rank: 66

Metro Population 12+ : 450,900
 Men 18+ : 188,400
 Women 18+ : 208,300
 Teens 12-17: 54,200

METRO AUDIENCE LEVELS	AQH	CUME
Monday-Sunday 6AM-MID	15.7	95.5
Monday-Friday 6AM-10AM	25.4	85.5
Monday-Friday 10AM-3PM	17.5	63.9
Monday-Friday 3PM-7PM	15.9	73.5
Monday-Friday 7PM-MID	5.7	45.9

Measurement: 8 weeks per year
 Frequency: 2 reports per year
 Schedule: Apr / May (ADI), Oct / Nov (ADI)
 Type of Report: Standard
 Reported Home Stations: AM: 13, FM: 4



Harrisburg

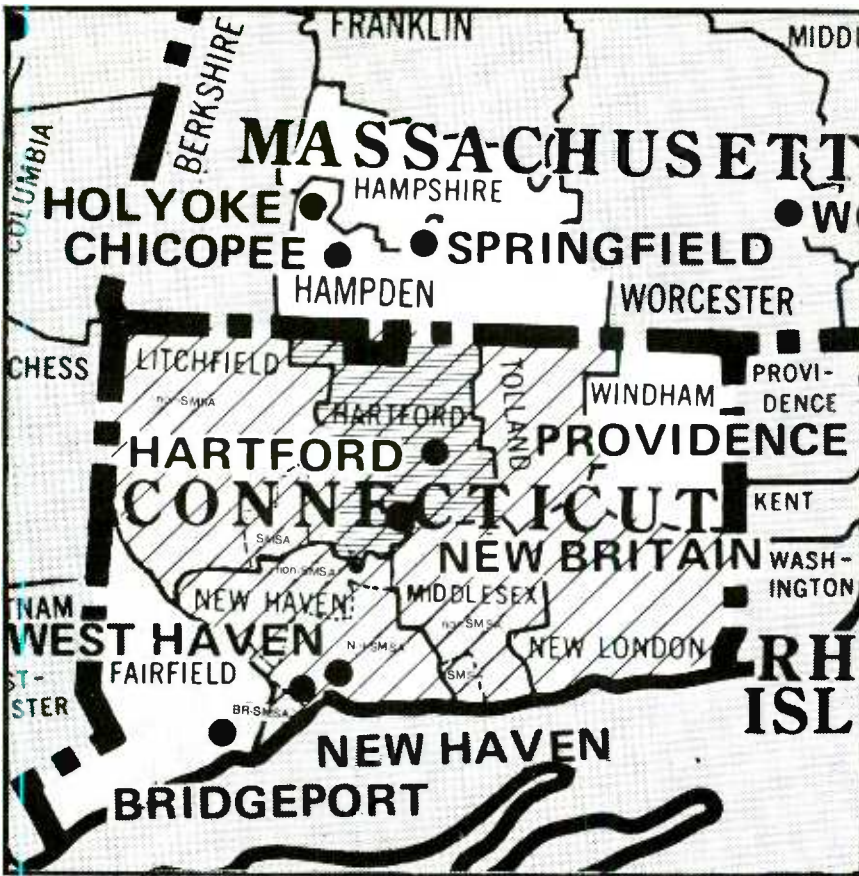
And Harrisburg-York-Lancaster-
Lebanon ADI

Metro Rank: 79

Metro Population 12+ : 367,600
 Men 18+ : 150,500
 Women 18+ : 172,400
 Teens 12-17: 44,700

METRO AUDIENCE LEVELS	AQH	CUME
Monday-Sunday 6AM-MID	15.5	95.5
Monday-Friday 6AM-10AM	24.8	85.1
Monday-Friday 10AM-3PM	18.0	64.8
Monday-Friday 3PM-7PM	16.5	74.7
Monday-Friday 7PM-MID	8.1	58.8

Measurement: 8 weeks per year
 Frequency: 2 reports per year
 Schedule: Apr / May (ADI), Oct / Nov (ADI)
 Type of Report: Standard
 Reported Home Stations: AM: 8, FM: 5



Hartford-New Britain

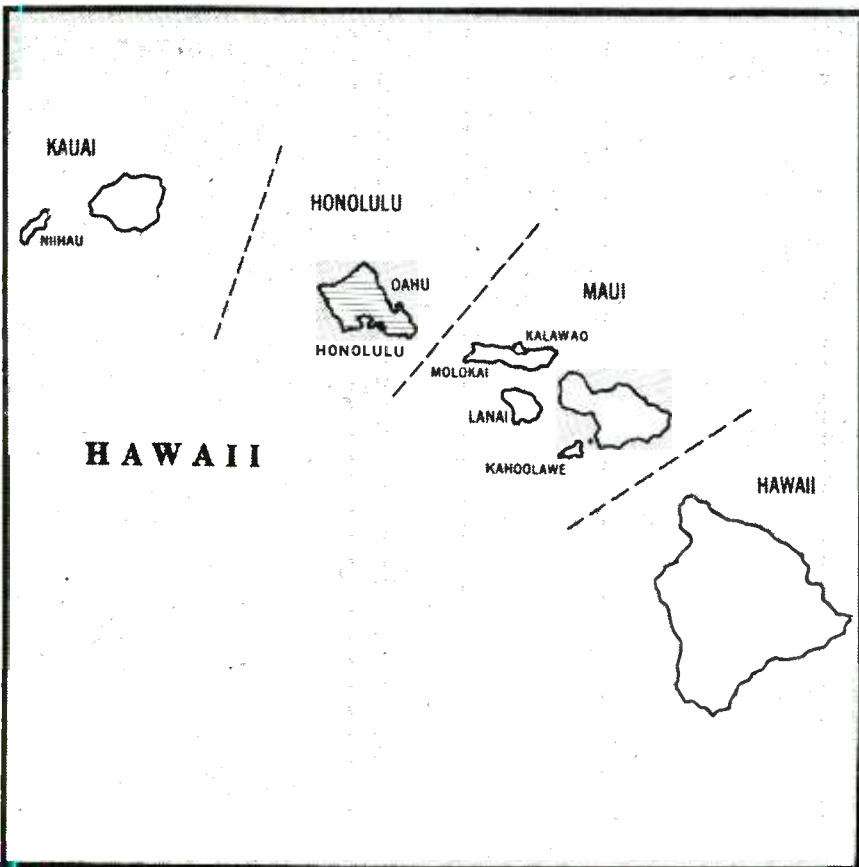
And Hartford-New Haven ADI

Metro Rank: 43

Metro Population 12 + : 691,600
 Men 18 + : 284,900
 Women 18 + : 319,500
 Teens 12-17: 87,200

METRO AUDIENCE LEVELS	AQH	CUME
Monday-Sunday 6AM-MID	17.6	97.5
Monday-Friday 6AM-10AM	28.5	89.1
Monday-Friday 10AM-3PM	17.7	64.8
Monday-Friday 3PM-7PM	18.6	79.9
Monday-Friday 7PM-MID	10.8	64.5

Measurement: 8 weeks per year
 Frequency: 2 reports per year
 Schedule: Apr / May (ADI), Oct / Nov (ADI)
 Type of Report: Standard
 Reported Home Stations: AM: 8, FM: 6



Honolulu

Metro Rank: 52

Metro Population 12 + : 601,600
 Men 18 + : 277,800
 Women 18 + : 249,100
 Teens 12-17: 74,700

METRO AUDIENCE LEVELS	AQH	CUME
Monday-Sunday 6AM-MID	15.3	96.7
Monday-Friday 6AM-10AM	24.4	85.1
Monday-Friday 10AM-3PM	17.7	64.2
Monday-Friday 3PM-7PM	17.6	78.7
Monday-Friday 7PM-MID	8.1	60.6

Measurement: 8 weeks per year
 Frequency: 2 reports per year
 Schedule: Apr / May, Oct / Nov
 Type of Report: Standard
 Reported Home Stations: AM: 15, FM: 7



Houston-Galveston

And Houston ADI

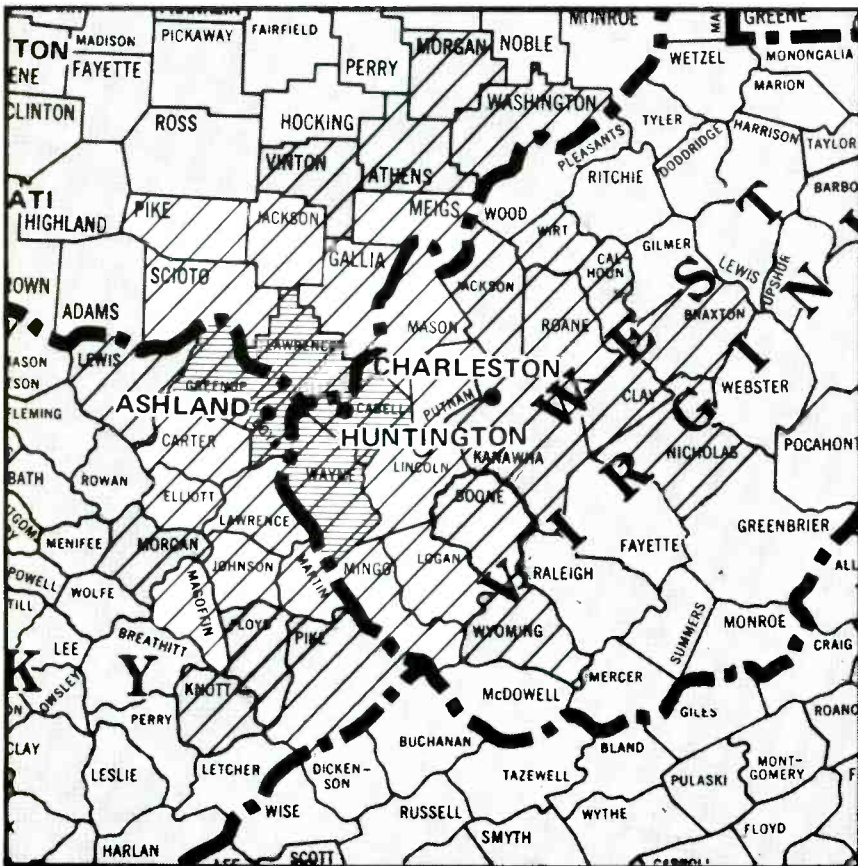
HDBA & HDHA

Metro Rank: 9

Metro Population 12+ : 2,339,500
 Men 18+ : 983,100
 Women 18+ : 1,043,700
 Teens 12-17: 312,700

METRO AUDIENCE LEVELS	AQH	CUME
Monday-Sunday 6AM-MID	16.9	94.4
Monday-Friday 6AM-10AM	23.4	82.6
Monday-Friday 10AM-3PM	18.0	62.5
Monday-Friday 3PM-7PM	19.2	79.5
Monday-Friday 7PM-MID	9.6	55.2

Measurement: 12 weeks per year
 Frequency: 3 reports per year
 Schedule: Jan/Feb (ADI), Apr/May (ADI), Oct/Nov (ADI)
 Type of Report: Standard
 Reported Home Stations: AM:13, FM:13



Huntington-Ashland

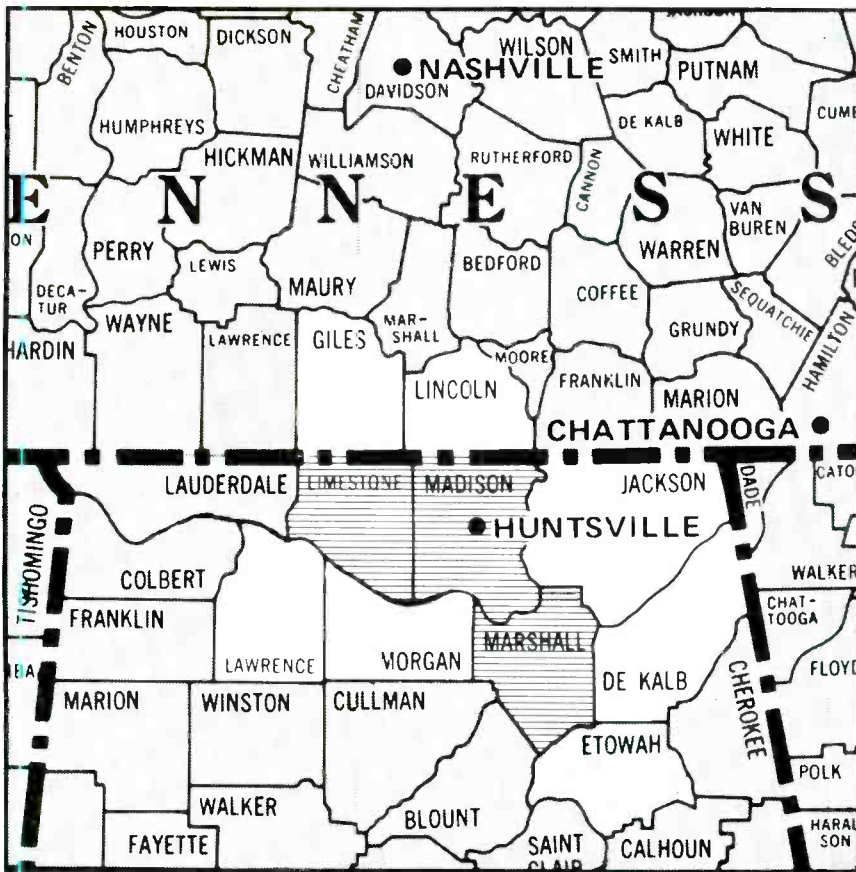
And Charleston-Huntington ADI

Metro Rank: 112

Metro Population 12+ : 248,500
 Men 18+ : 102,000
 Women 18+ : 115,900
 Teens 12-17: 30,600

METRO AUDIENCE LEVELS	AQH	CUME
Monday-Sunday 6AM-MID	14.4	93.5
Monday-Friday 6AM-10AM	18.3	75.3
Monday-Friday 10AM-3PM	15.5	60.5
Monday-Friday 3PM-7PM	15.1	72.4
Monday-Friday 7PM-MID	9.2	55.1

Measurement: 8 weeks per year
 Frequency: 2 reports per year
 Schedule: Apr/May (ADI), Oct/Nov (ADI)
 Type of Report: Standard
 Reported Home Stations: AM: 7, FM: 6



Huntsville, AL

HDBA

Metro Rank: 115

Metro Population 12 + : 243,200
 Men 18 + : 101,200
 Women 18 + : 109,500
 Teens 12-17: 32,500

METRO AUDIENCE LEVELS	AQH	CUME
Monday-Sunday 6AM-MID	12.1	93.7
Monday-Friday 6AM-10AM	20.2	82.9
Monday-Friday 10AM-3PM	13.5	59.6
Monday-Friday 3PM-7PM	12.3	68.1
Monday-Friday 7PM-MID	5.9	44.0

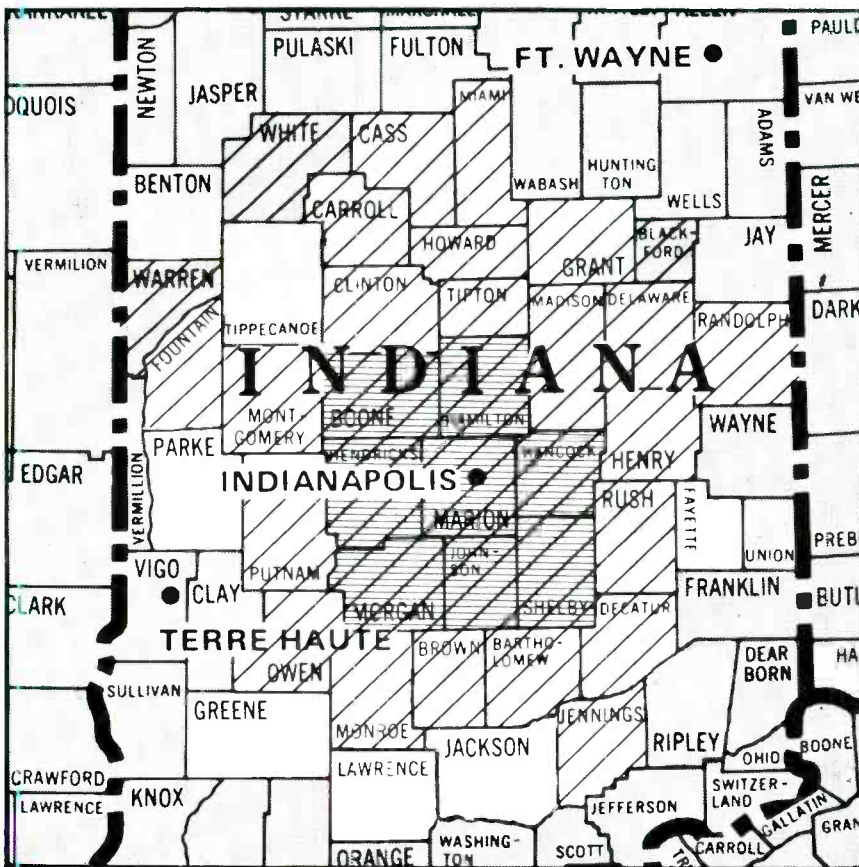
Measurement: 4 weeks per year

Frequency: 1 report per year

Schedule: Apr / May

Type of Report: Standard

Reported Home Stations: AM: 10, FM: 4



Indianapolis

And Indianapolis ADI

HDBA

Metro Rank: 33

Metro Population 12 + : 946,100
 Men 18 + : 384,600
 Women 18 + : 431,900
 Teens 12-17: 129,600

METRO AUDIENCE LEVELS	AQH	CUME
Monday-Sunday 6AM-MID	15.1	94.7
Monday-Friday 6AM-10AM	23.3	83.5
Monday-Friday 10AM-3PM	17.1	62.0
Monday-Friday 3PM-7PM	17.5	75.6
Monday-Friday 7PM-MID	7.7	53.2

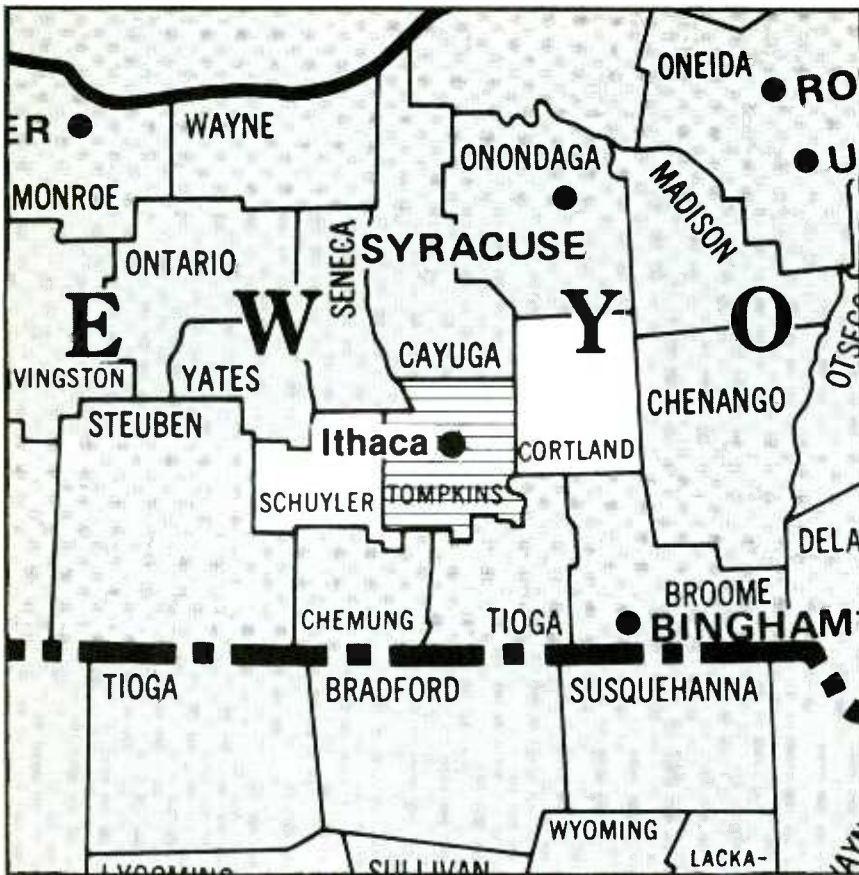
Measurement: 24 weeks per year

Frequency: 2 reports per year

Schedule: Spring (ADI), Fall (ADI)

Type of Report: Standard

Reported Home Stations: AM: 9, FM: 9



Ithaca, NY

Metro Rank:

Metro Population 12 + : 72,200
 Men 18+ : 33,600
 Women 18+ : 31,200
 Teens 12-17: 7,400

METRO AUDIENCE LEVELS	AQH	CUME
-----------------------	-----	------

Monday-Sunday 6AM-MID	Not Available	
Monday-Friday 6AM-10AM		
Monday-Friday 10AM-3PM		
Monday-Friday 3PM-7PM		
Monday-Friday 7PM-MID		

Measurement: 4 weeks per year

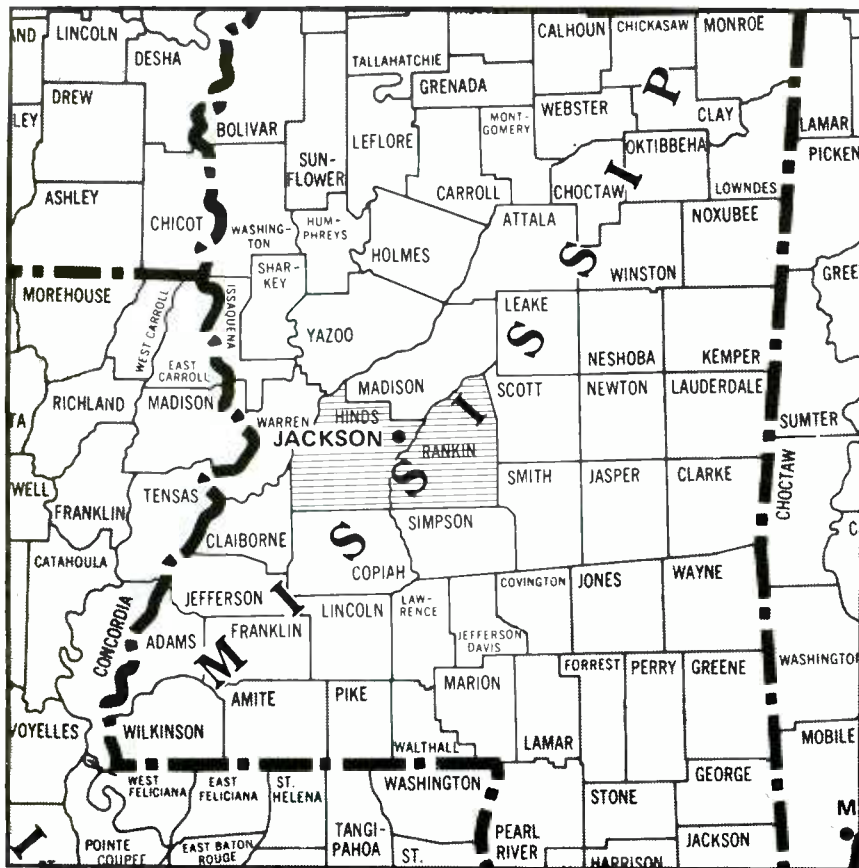
Frequency: 1 report per year

Schedule: Apr / May

Type of Report: Condensed

Reported Home Stations: AM: N/A

FM: N/A



Jackson, MS

HDBA

Metro Rank: 113

Metro Population 12 + : 245,400
 Men 18+ : 97,600
 Women 18+ : 113,900
 Teens 12-17: 33,900

METRO AUDIENCE LEVELS	AQH	CUME
-----------------------	-----	------

Monday-Sunday 6AM-MID	13.5	96.6
Monday-Friday 6AM-10AM	22.9	86.3
Monday-Friday 10AM-3PM	12.8	60.7
Monday-Friday 3PM-7PM	14.0	77.5
Monday-Friday 7PM-MID	8.1	54.0

Measurement: 4 weeks per year

Frequency: 1 report per year

Schedule: Apr / May

Type of Report: Standard

Reported Home Stations: AM: 6, FM: 5



Jacksonville

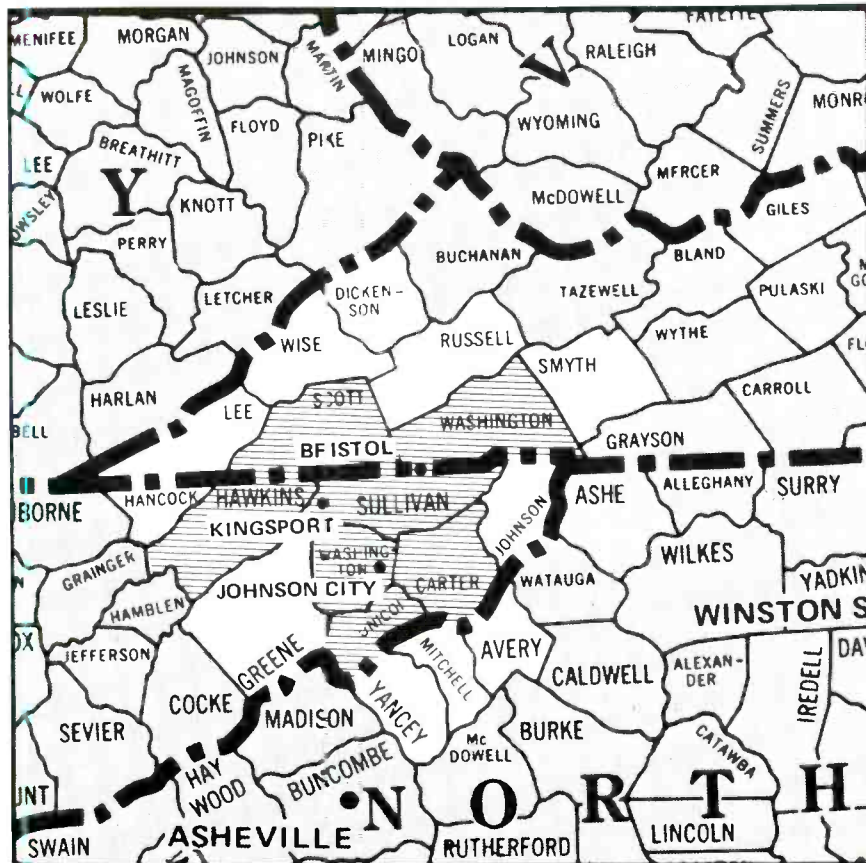
HDBA

Metro Rank: 53

Metro Population 12+ : 590,100
 Men 18+ : 244,800
 Women 18+ : 267,200
 Teens 12-17: 78,100

METRO AUDIENCE LEVELS	AQH	CUME
Monday-Sunday 6AM-MID	14.9	95.3
Monday-Friday 6AM-10AM	19.9	84.8
Monday-Friday 10AM-3PM	15.1	61.1
Monday-Friday 3PM-7PM	17.3	76.5
Monday-Friday 7PM-MID	8.7	58.2

Measurement: 8 weeks per year
 Frequency: 2 reports per year
 Schedule: Apr / May, Oct / Nov
 Type of Report: Standard
 Reported Home Stations: AM: 14, FM: 8



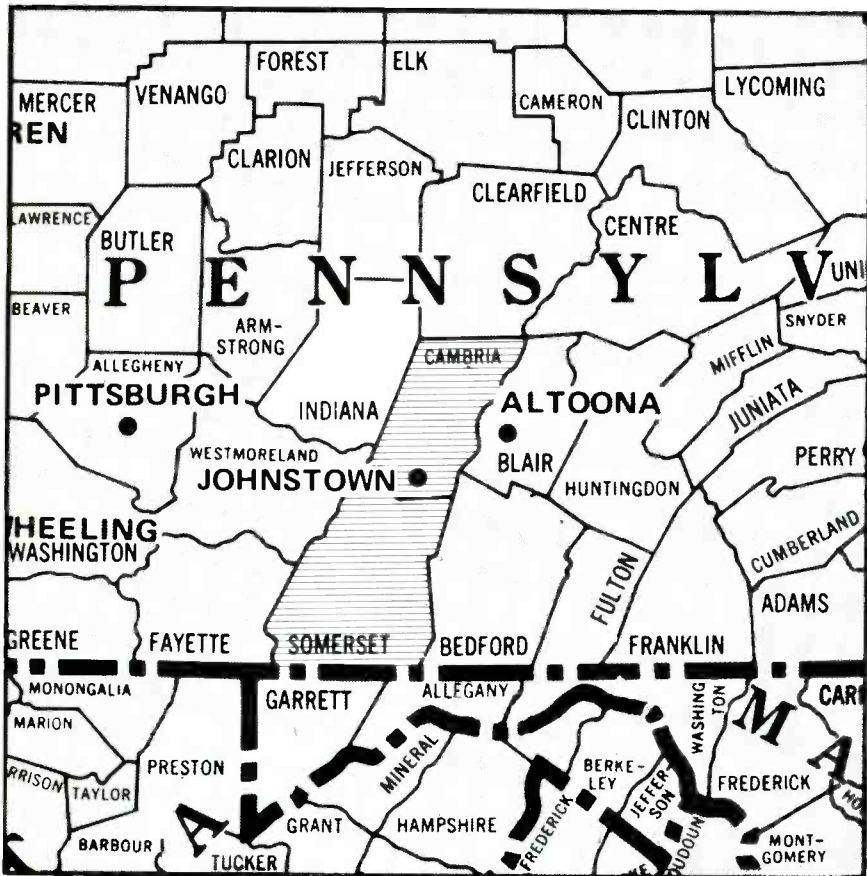
Johnson City-Kingsport-Bristol

Metro Rank: 83

Metro Population 12+ : 344,300
 Men 18+ : 144,200
 Women 18+ : 159,600
 Teens 12-17: 40,500

METRO AUDIENCE LEVELS	AQH	CUME
Monday-Sunday 6AM-MID	14.7	93.4
Monday-Friday 6AM-10AM	21.4	78.7
Monday-Friday 10AM-3PM	14.6	56.8
Monday-Friday 3PM-7PM	15.6	71.2
Monday-Friday 7PM-MID	6.6	49.4

Measurement: 8 weeks per year
 Frequency: 2 reports per year
 Schedule: Apr / May, Oct / Nov
 Type of Report: Standard
 Reported Home Stations: AM: 15, FM: 6



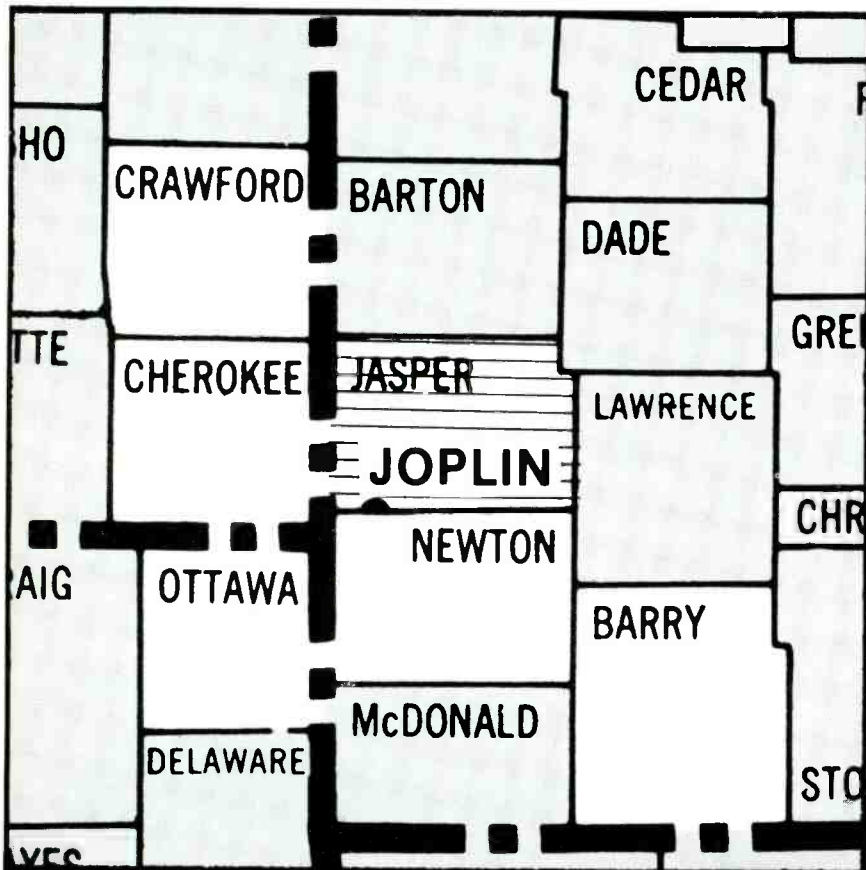
Johnstown, PA

Metro Rank: 124

Metro Population 12 + : 226,400
 Men 18 + : 91,400
 Women 18 + : 103,900
 Teens 12-17: 31,100

METRO AUDIENCE LEVELS	AOH	CUME
Monday-Sunday 6AM-MID	15.7	94.5
Monday-Friday 6AM-10AM	21.0	79.5
Monday-Friday 10AM-3PM	20.3	65.6
Monday-Friday 3PM-7PM	15.8	71.7
Monday-Friday 7PM-MID	8.1	48.0

Measurement: 4 weeks per year
 Frequency: 1 report per year
 Schedule: Apr / May
 Type of Report: Standard
 Reported Home Stations: AM: 6, FM: 4



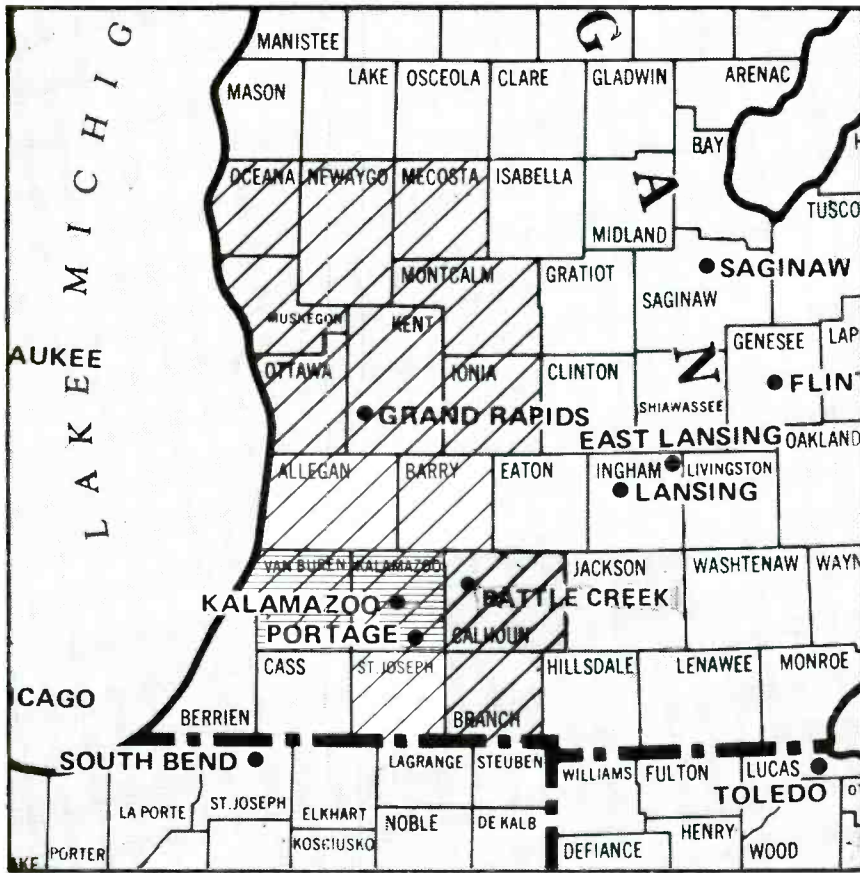
Joplin, MO

Metro Rank:

Metro Population 12 + : 70,000
 Men 18 + : 28,100
 Women 18 + : 33,800
 Teens 12-17: 8,100

METRO AUDIENCE LEVELS	AOH	CUME
Monday-Sunday 6AM-MID	11.8	91.5
Monday-Friday 6AM-10AM	17.5	76.4
Monday-Friday 10AM-3PM	17.0	64.9
Monday-Friday 3PM-7PM	13.0	69.7
Monday-Friday 7PM-MID	7.2	52.0

Measurement: 4 weeks per year
 Frequency: 1 report per year
 Schedule: Apr / May
 Type of Report: Condensed
 Reported Home Stations: AM: 5, FM: 3



Kalamazoo-Portage

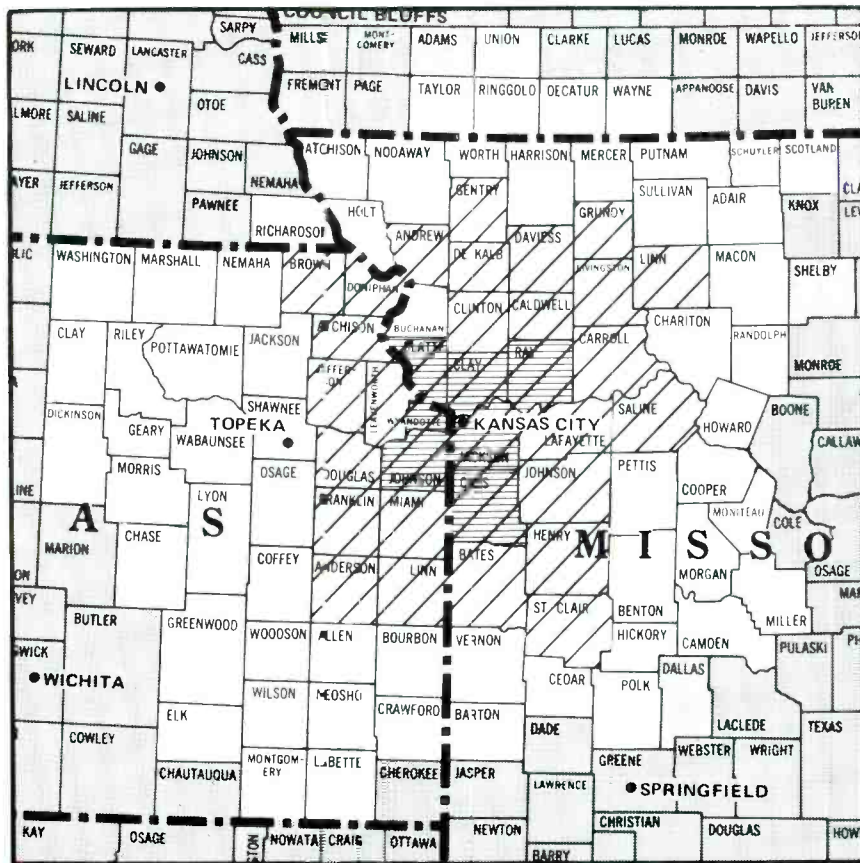
And Grand Rapids-Kalamazoo-Battle Creek ADI

Metro Rank: 124

Metro Population 12 + : 226,400
 Men 18 + : 73,200
 Women 18 + : 80,800
 Teens 12-17: 72,400

METRO AUDIENCE LEVELS	AQH	CUME
Monday-Sunday 6AM-MID	14.6	97.6
Monday-Friday 6AM-10AM	21.9	83.7
Monday-Friday 10AM-3PM	17.3	67.5
Monday-Friday 3PM-7PM	17.3	79.6
Monday-Friday 7PM-MID	8.2	62.0

Measurement: 8 weeks per year
 Frequency: 2 reports per year
 Schedule: Apr / May (ADI), Oct / Nov (ADI)
 Type of Report: Standard
 Reported Home Stations: AM: 6, FM: 1



Kansas City

And Kansas City ADI

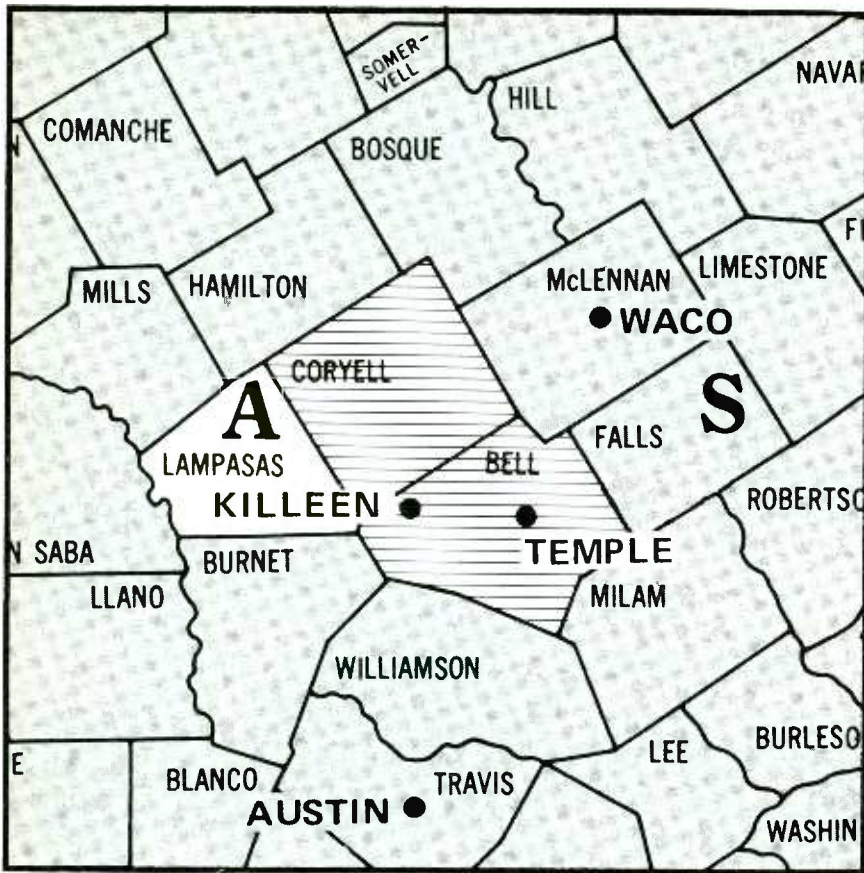
HDBA

Metro Rank: 28

Metro Population 12 + : 1,078,200
 Men 18 + : 440,100
 Women 18 + : 500,000
 Teens 12-17: 138,100

METRO AUDIENCE LEVELS	AQH	CUME
Monday-Sunday 6AM-MID	15.2	95.1
Monday-Friday 6AM-10AM	23.2	82.7
Monday-Friday 10AM-3PM	15.7	59.5
Monday-Friday 3PM-7PM	16.5	76.9
Monday-Friday 7PM-MID	9.4	57.5

Measurement: 8 weeks per year
 Frequency: 2 reports per year
 Schedule: Apr / May (ADI), Oct / Nov (ADI)
 Type of Report: Standard
 Reported Home Stations: AM:11, FM:10



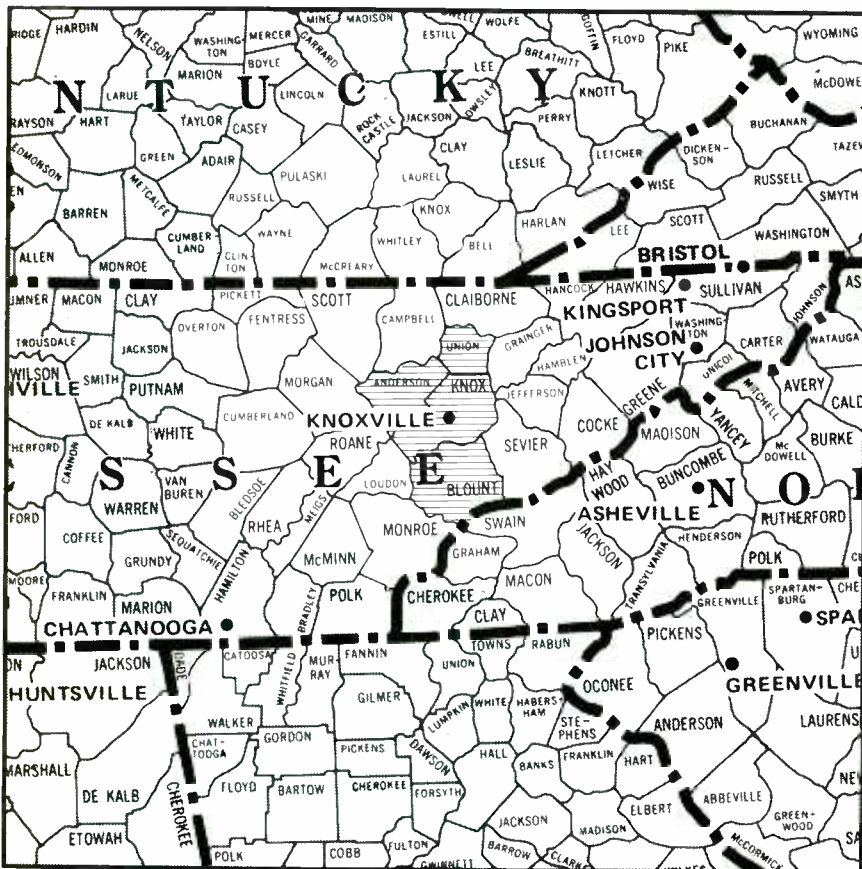
Killeen-Temple, TX

Metro Rank:

Metro Population 12 + : 173,300
 Men 18 + : 91,400
 Women 18 + : 63,800
 Teens 12-17: 18,100

METRO AUDIENCE LEVELS	AQH	CUME
Monday-Sunday 6AM-MID	16.1	97.8
Monday-Friday 6AM-10AM	24.9	85.8
Monday-Friday 10AM-3PM	17.3	70.3
Monday-Friday 3PM-7PM	17.7	81.6
Monday-Friday 7PM-MID	5.9	53.7

Measurement: 4 weeks per year
 Frequency: 1 report per year
 Schedule: Apr / May
 Type of Report: Condensed
 Reported Home Stations: AM: 3, FM: 4



Knoxville

Metro Rank: 76

Metro Population 12 + : 385,300
 Men 18 + : 159,100
 Women 18 + : 179,900
 Teens 12-17: 46,300

METRO AUDIENCE LEVELS	AQH	CUME
Monday-Sunday 6AM-MID	15.4	95.3
Monday-Friday 6AM-10AM	24.7	87.0
Monday-Friday 10AM-3PM	18.0	64.7
Monday-Friday 3PM-7PM	16.1	74.9
Monday-Friday 7PM-MID	8.0	54.5

Measurement: 8 weeks per year
 Frequency: 2 reports per year
 Schedule: Apr / May, Oct / Nov
 Type of Report: Standard
 Reported Home Stations: AM: 11, FM: 5



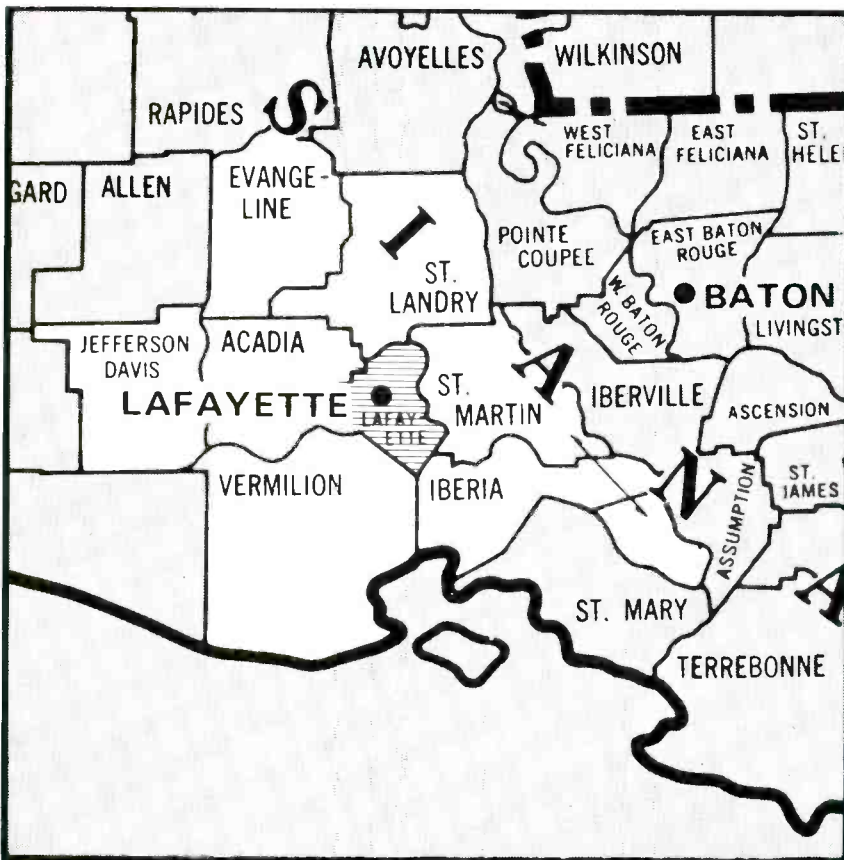
La Crosse, WI

Metro Rank:

Metro Population 12 + : 75,700
 Men 18 + : 30,900
 Women 18 + : 35,500
 Teens 12-17: 9,300

METRO AUDIENCE LEVELS	AQH	CUME
Monday-Sunday 6AM-MID	14.7	97.0
Monday-Friday 6AM-10AM	24.0	84.3
Monday-Friday 10AM-3PM	13.3	72.8
Monday-Friday 3PM-7PM	16.2	77.6
Monday-Friday 7PM-MID	8.3	56.3

Measurement: 4 weeks per year
 Frequency: 1 report per year
 Schedule: Apr / May
 Type of Report: Condensed
 Reported Home Stations: AM: 3, FM: 3



Lafayette, LA

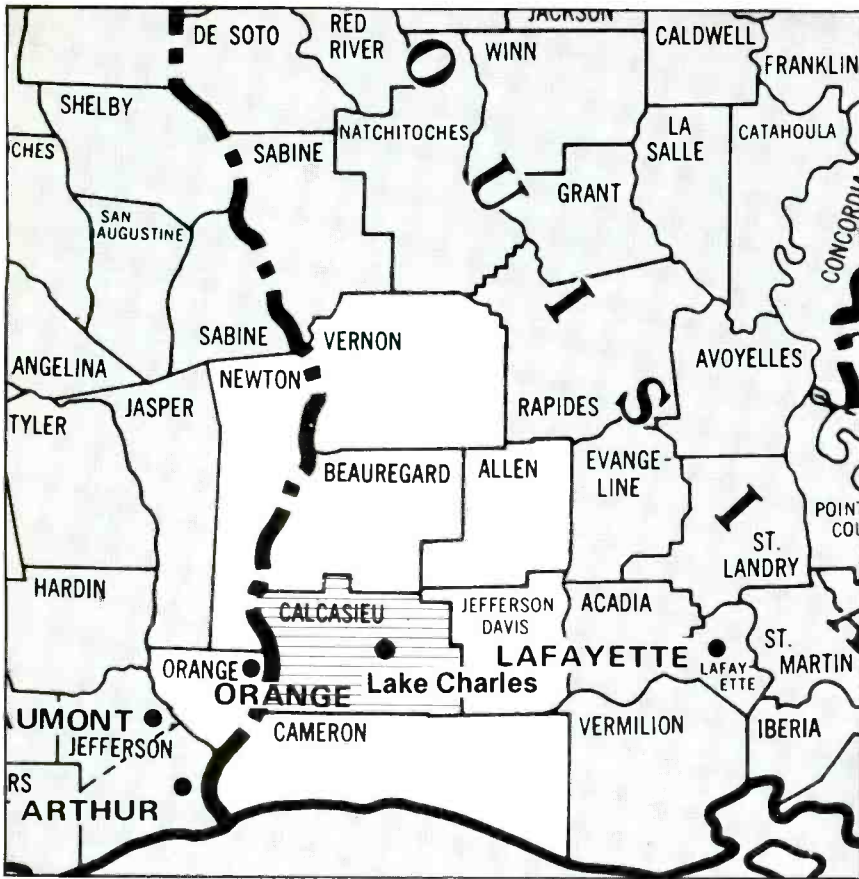
HDBA

Metro Rank: 167

Metro Population 12 + : 109,000
 Men 18 + : 44,500
 Women 18 + : 48,700
 Teens 12-17: 15,800

METRO AUDIENCE LEVELS	AQH	CUME
Monday-Sunday 6AM-MID	14.9	96.5
Monday-Friday 6AM-10AM	20.2	81.9
Monday-Friday 10AM-3PM	21.4	70.2
Monday-Friday 3PM-7PM	19.3	82.8
Monday-Friday 7PM-MID	3.8	48.5

Measurement: 4 weeks per year
 Frequency: 1 report per year
 Schedule: Apr / May
 Type of Report: Standard
 Reported Home Stations: AM: 3, FM: 2



Lake Charles, LA

HDBA

Metro Rank:

Metro Population 12 + : 126,800
 Men 18 + : 51,300
 Women 18 + : 56,200
 Teens 12-17: 19,300

METRO AUDIENCE LEVELS	AQH	CUME
-----------------------	-----	------

Monday-Sunday 6AM-MID	Not Available	
Monday-Friday 6AM-10AM		
Monday-Friday 10AM-3PM		
Monday-Friday 3PM-7PM		
Monday-Friday 7PM-MID		

Measurement: 4 weeks per year

Frequency: 1 report per year

Schedule: Apr / May

Type of Report: Condensed

Reported Home Stations: AM: N/A
 FM: N/A



Lakeland- Winter Haven, FL

HDBA

Metro Rank: 119

Metro Population 12 + : 234,400
 Men 18 + : 97,800
 Women 18 + : 107,500
 Teens 12-17: 29,100

METRO AUDIENCE LEVELS	AQH	CUME
-----------------------	-----	------

Monday-Sunday 6AM-MID	14.9	92.4
Monday-Friday 6AM-10AM	22.4	79.4
Monday-Friday 10AM-3PM	17.8	69.1
Monday-Friday 3PM-7PM	15.4	69.8
Monday-Friday 7PM-MID	7.9	56.3

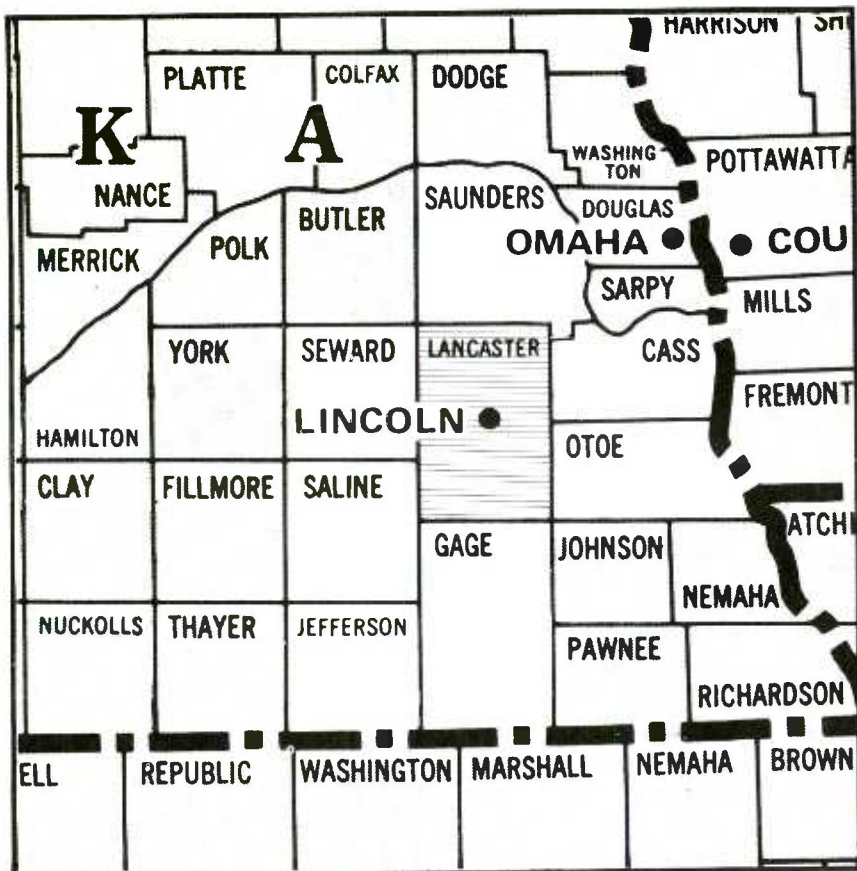
Measurement: 4 weeks per year

Frequency: 1 report per year

Schedule: Apr / May

Type of Report: Standard

Reported Home Stations: AM: 7, FM: 2



Lincoln

Metro Rank: 147

Metro Population 12+ : 158,200
 Men 18+ : 68,700
 Women 18+ : 73,300
 Teens 12-17: 16,200

METRO AUDIENCE LEVELS	AQH	CUME
Monday-Sunday 6AM-MID	15.5	93.6
Monday-Friday 6AM-10AM	23.4	85.6
Monday-Friday 10AM-3PM	16.7	60.7
Monday-Friday 3PM-7PM	16.3	75.4
Monday-Friday 7PM-MID	8.9	58.6

Measurement: 4 weeks per year
 Frequency: 1 report per year
 Schedule: Apr / May
 Type of Report: Standard
 Reported Home Stations: AM: 4, FM: 4



Little Rock-North Little Rock

HDBA
 Metro Rank: 94

Metro Population 12+ : 311,000
 Men 18+ : 127,400
 Women 18+ : 143,800
 Teens 12-17: 39,800

METRO AUDIENCE LEVELS	AQH	CUME
Monday-Sunday 6AM-MID	13.8	94.1
Monday-Friday 6AM-10AM	22.2	82.8
Monday-Friday 10AM-3PM	14.2	61.3
Monday-Friday 3PM-7PM	15.5	76.1
Monday-Friday 7PM-MID	7.1	53.7

Measurement: 8 weeks per year
 Frequency: 2 reports per year
 Schedule: Apr / May, Oct / Nov
 Type of Report: Standard
 Reported Home Stations: AM: 9, FM: 5



Los Angeles

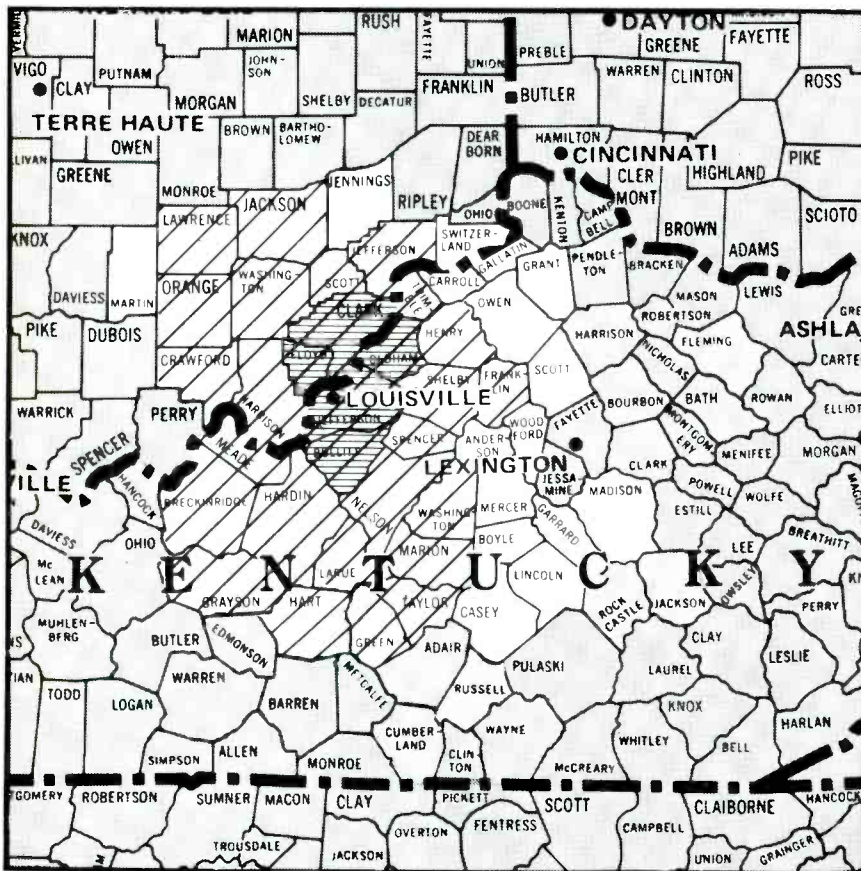
And Los Angeles ADI

HDBA & HDHA
Metro Rank: 2

Metro Population 12 + : 7,511,300
Men 18 + : 3,152,100
Women 18 + : 3,471,200
Teens 12-17: 888,000

METRO AUDIENCE LEVELS	AQH	CUME
Monday-Sunday 6AM-MID	17.2	95.7
Monday-Friday 6AM-10AM	23.6	82.9
Monday-Friday 10AM-3PM	20.2	68.0
Monday-Friday 3PM-7PM	19.0	78.9
Monday-Friday 7PM-MID	10.2	59.7

Measurement: 48 weeks per year
Frequency: 4 reports per year
Schedule: Spring (ADI), Summer (ADI),
Fall (ADI), Winter (ADI)
Type of Report: Standard
Reported Home Stations: AM:22, FM:22



Louisville

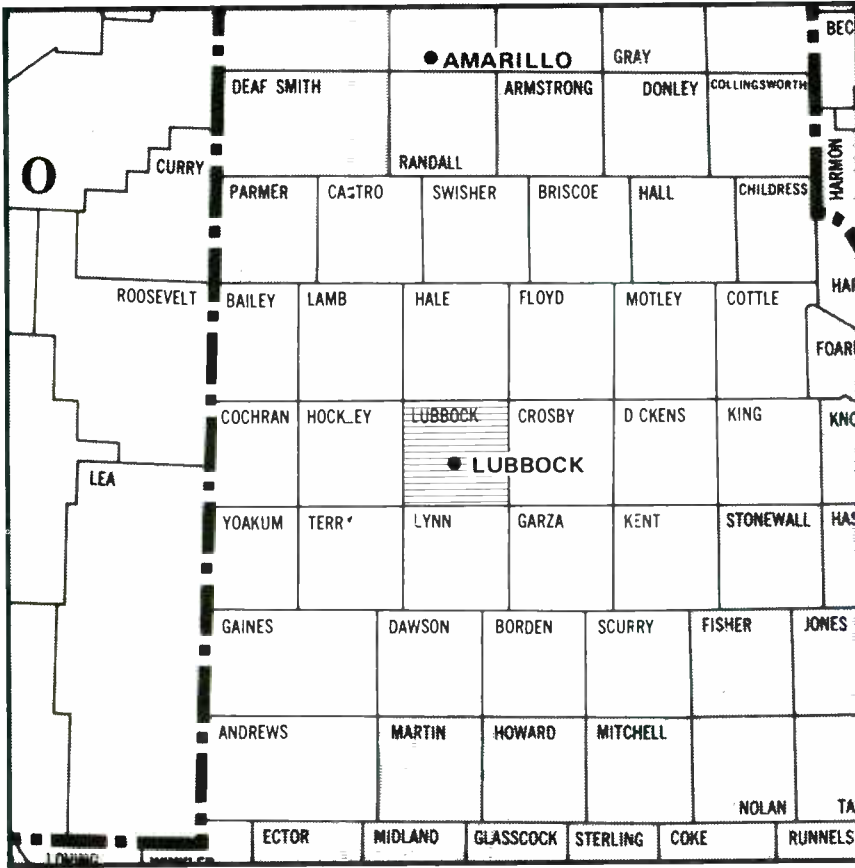
And Louisville ADI

HDBA
Metro Rank: 42

Metro Population 12 + : 726,500
Men 18 + : 295,200
Women 18 + : 333,600
Teens 12-17: 97,700

METRO AUDIENCE LEVELS	AQH	CUME
Monday-Sunday 6AM-MID	14.1	93.9
Monday-Friday 6AM-10AM	18.6	78.6
Monday-Friday 10AM-3PM	15.7	66.9
Monday-Friday 3PM-7PM	16.0	75.9
Monday-Friday 7PM-MID	9.6	60.4

Measurement: 8 weeks per year
Frequency: 2 reports per year
Schedule: Apr / May (ADI), Oct / Nov (ADI)
Type of Report: Standard
Reported Home Stations: AM: 9, FM: 8



Lubbock

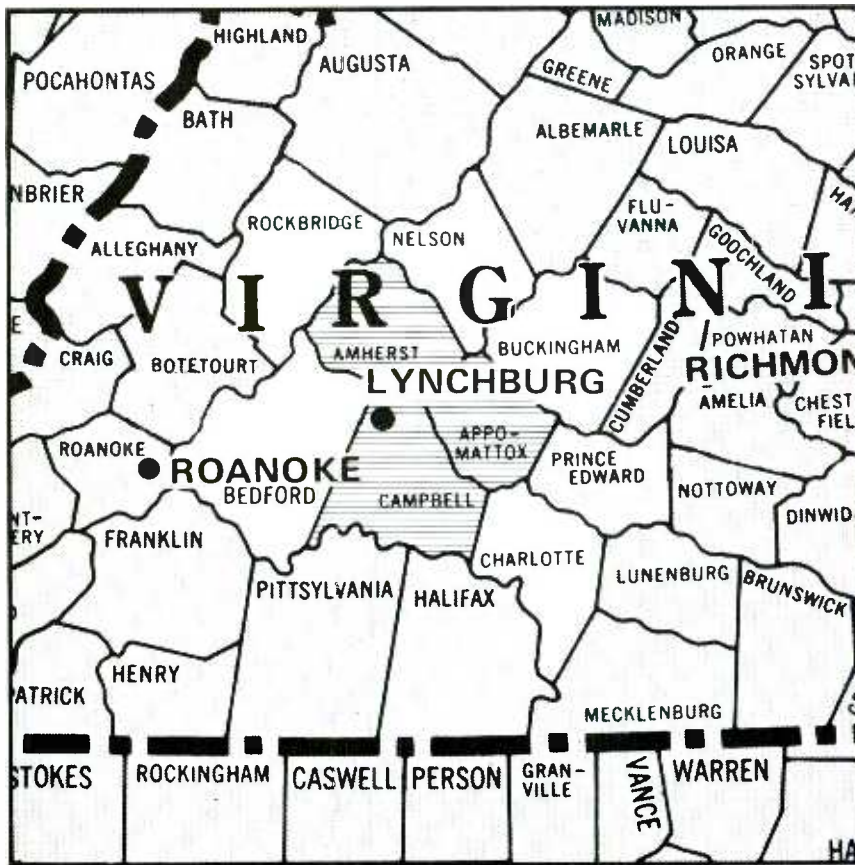
HDHA

Metro Rank: 145

Metro Population 12 + : 165,900
 Men 18 + : 71,100
 Women 18 + : 74,200
 Teens 12-17: 20,600

METRO AUDIENCE LEVELS	AQH	CUME
Monday-Sunday 6AM-MID	16.0	92.1
Monday-Friday 6AM-10AM	24.2	81.9
Monday-Friday 10AM-3PM	17.3	58.9
Monday-Friday 3PM-7PM	16.8	71.8
Monday-Friday 7PM-MID	7.6	52.6

Measurement: 4 weeks per year
 Frequency: 1 report per year
 Schedule: Apr / May
 Type of Report: Standard
 Reported Home Stations: AM: 7, FM: 6



Lynchburg, VA

HDBA

Metro Rank: 160

Metro Population 12 + : 126,900
 Men 18 + : 51,200
 Women 18 + : 60,500
 Teens 12-17: 15,200

METRO AUDIENCE LEVELS	AQH	CUME
Monday-Sunday 6AM-MID	12.8	93.3
Monday-Friday 6AM-10AM	19.2	81.0
Monday-Friday 10AM-3PM	14.0	61.1
Monday-Friday 3PM-7PM	15.2	70.7
Monday-Friday 7PM-MID	6.0	48.4

Measurement: 4 weeks per year
 Frequency: 1 report per year
 Schedule: Apr / May
 Type of Report: Standard
 Reported Home Stations: AM: 5, FM: 3



Macon

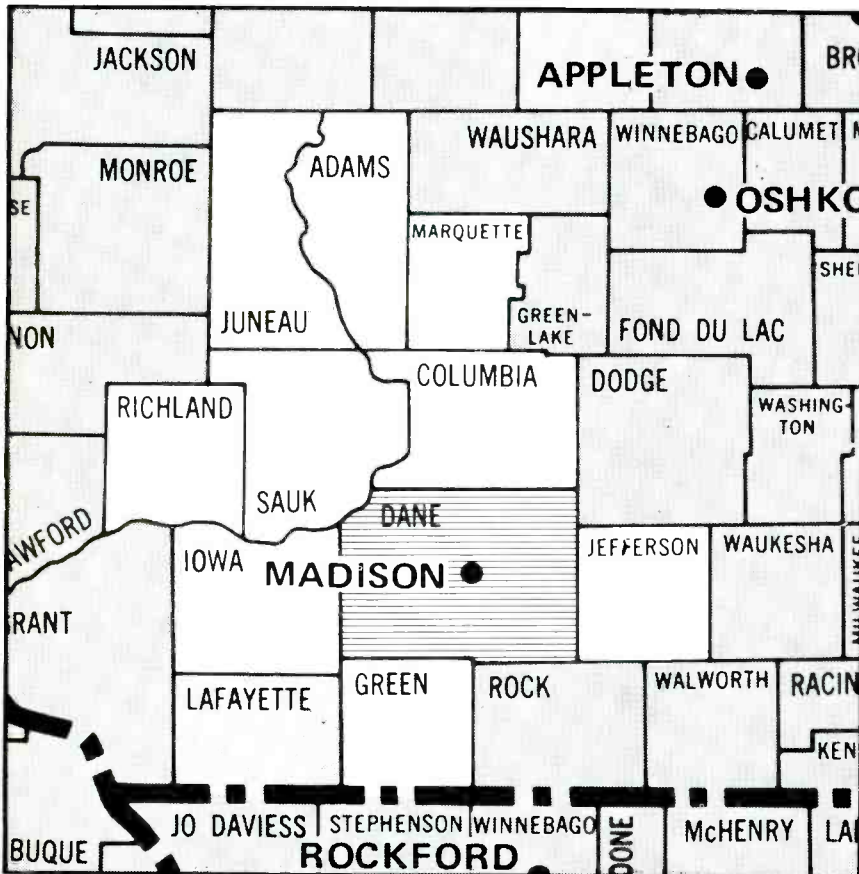
HDBA

Metro Rank: 135

Metro Population 12 + : 199,400
 Men 18 + : 79,000
 Women 18 + : 91,800
 Teens 12-17: 28,600

METRO AUDIENCE LEVELS	AQH	CUME
Monday-Sunday 6AM-MID	15.3	93.1
Monday-Friday 6AM-10AM	21.2	81.8
Monday-Friday 10AM-3PM	15.2	61.9
Monday-Friday 3PM-7PM	17.7	74.9
Monday-Friday 7PM-MID	9.7	56.9

Measurement: 4 weeks per year
 Frequency: 1 report per year
 Schedule: Apr / May
 Type of Report: Standard
 Reported Home Stations: AM: 6, FM: 4



Madison

Metro Rank: 105

Metro Population 12 + : 272,400
 Men 18 + : 117,000
 Women 18 + : 124,100
 Teens 12-17: 31,300

METRO AUDIENCE LEVELS	AQH	CUME
Monday-Sunday 6AM-MID	16.4	93.9
Monday-Friday 6AM-10AM	24.1	80.8
Monday-Friday 10AM-3PM	17.3	65.2
Monday-Friday 3PM-7PM	18.0	78.6
Monday-Friday 7PM-MID	9.3	59.8

Measurement: 12 weeks per year
 Frequency: 1 report per year
 Schedule: Spring
 Type of Report: Standard
 Reported Home Stations: AM: 4, FM: 7



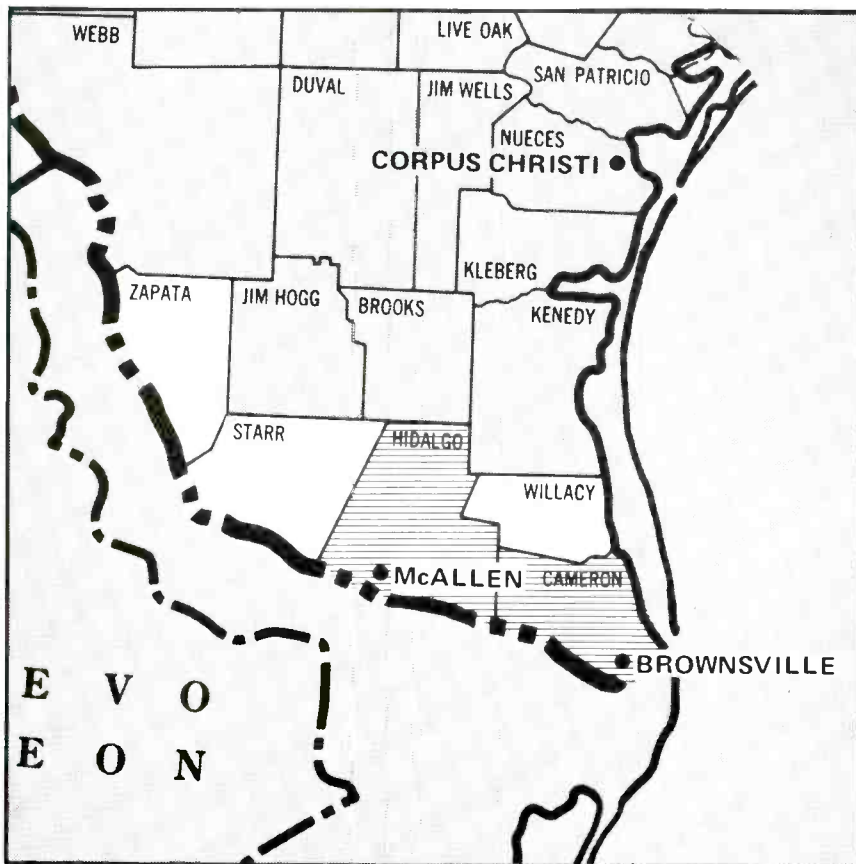
Manchester

Metro Rank: 159

Metro Population 12 +: **133,000**
 Men 18 +: **54,500**
 Women 18 +: **61,100**
 Teens 12-17: **17,400**

METRO AUDIENCE LEVELS	AQH	CUME
Monday-Sunday 6AM-MID	14.0	93.6
Monday-Friday 6AM-10AM	22.8	82.8
Monday-Friday 10AM-3PM	17.3	66.7
Monday-Friday 3PM-7PM	15.9	74.1
Monday-Friday 7PM-MID	9.7	60.8

Measurement: 4 weeks per year
 Frequency: 1 report per year
 Schedule: Apr / May
 Type of Report: Standard
 Reported Home Stations: AM: 3, FM: 2



McAllen-Brownsville

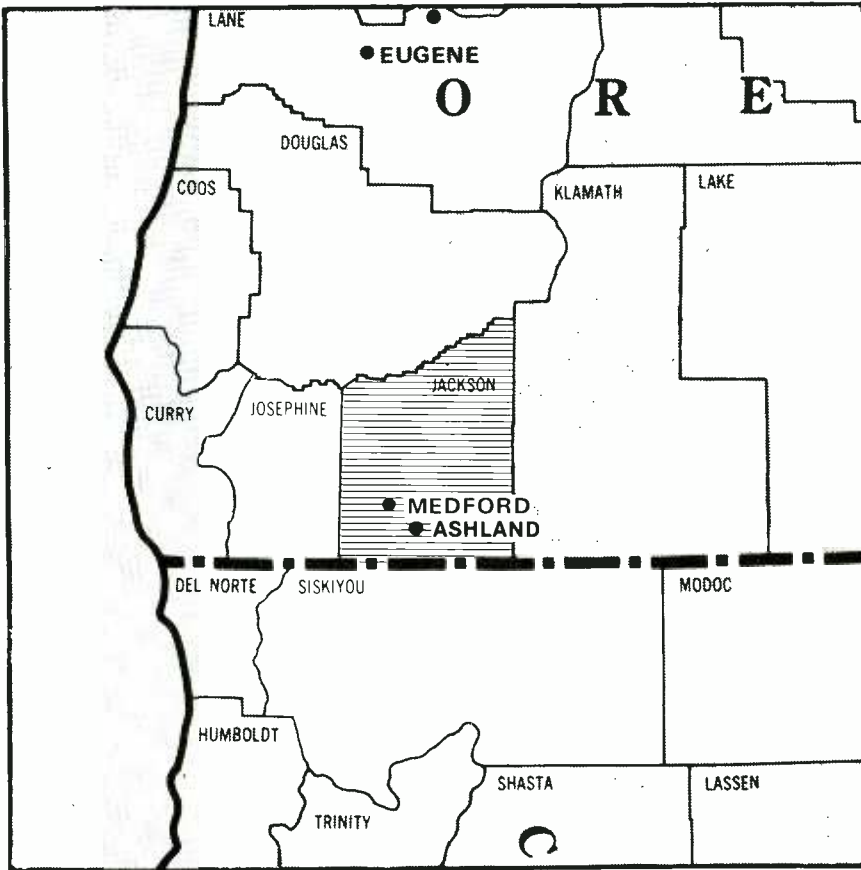
HDHA

Metro Rank: 91

Metro Population 12 +: **315,400**
 Men 18 +: **119,500**
 Women 18 +: **140,700**
 Teens 12-17: **55,200**

METRO AUDIENCE LEVELS	AQH	CUME
Monday-Sunday 6AM-MID	16.8	95.9
Monday-Friday 6AM-10AM	24.6	86.7
Monday-Friday 10AM-3PM	21.7	69.3
Monday-Friday 3PM-7PM	17.9	73.9
Monday-Friday 7PM-MID	9.0	78.4

Measurement: 8 weeks per year
 Frequency: 2 reports per year
 Schedule: Apr / May, Oct / Nov
 Type of Report: Standard
 Reported Home Stations: AM: 6, FM: 7



Medford-Ashland

Metro Rank: 169

Metro Population 12+: 105,900

Men 18+: 45,400

Women 18+: 47,700

Teens 12-17: 12,800

METRO AUDIENCE LEVELS	AOH	CUME
Monday-Sunday 6AM-MID	15.4	93.9
Monday-Friday 6AM-10AM	23.4	83.9
Monday-Friday 10AM-3PM	18.8	68.6
Monday-Friday 3PM-7PM	15.4	70.1
Monday-Friday 7PM-MID	7.7	49.9

Measurement: 4 weeks per year

Frequency: 1 report per year

Schedule: Apr / May

Type of Report: Standard

Reported Home Stations: AM: 7, FM: 3



Melbourne-Titusville-Cocoa, FL

Metro Rank: 132

Metro Population 12+: 210,800

Men 18+: 89,200

Women 18+: 91,100

Teens 12-17: 30,500

METRO AUDIENCE LEVELS	AOH	CUME
Monday-Sunday 6AM-MID	14.4	91.8
Monday-Friday 6AM-10AM	19.2	77.1
Monday-Friday 10AM-3PM	17.8	65.8
Monday-Friday 3PM-7PM	17.1	73.5
Monday-Friday 7PM-MID	9.4	54.8

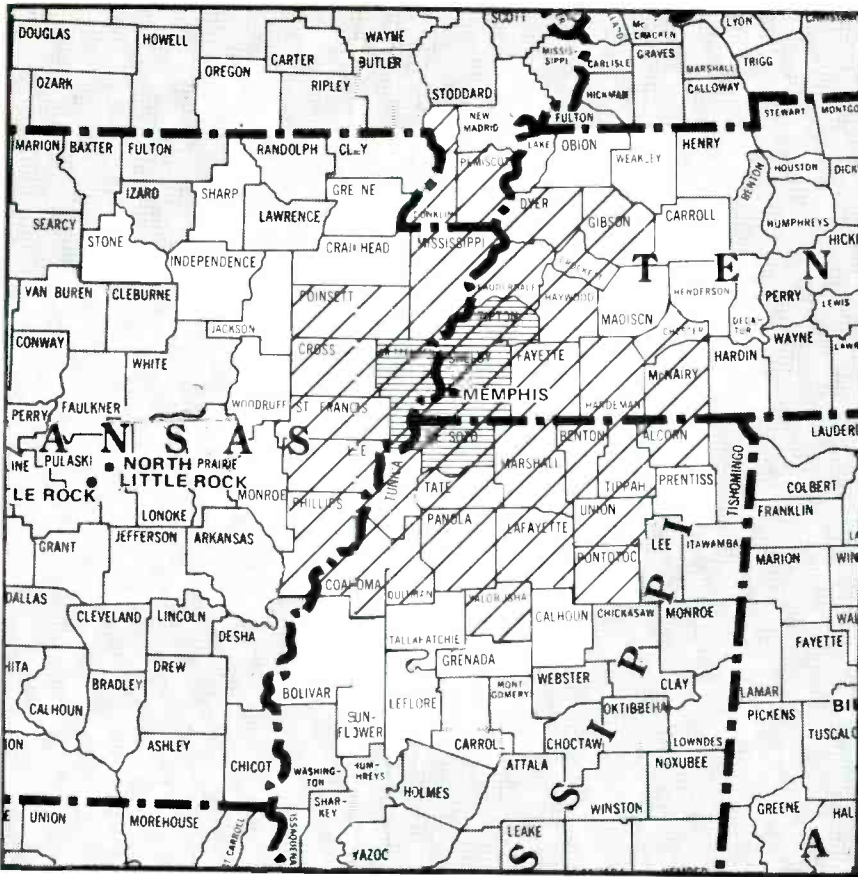
Measurement: 4 weeks per year

Frequency: 1 report per year

Schedule: Apr / May

Type of Report: Standard

Reported Home Stations: AM: 8, FM: 6



Memphis

And Memphis ADI

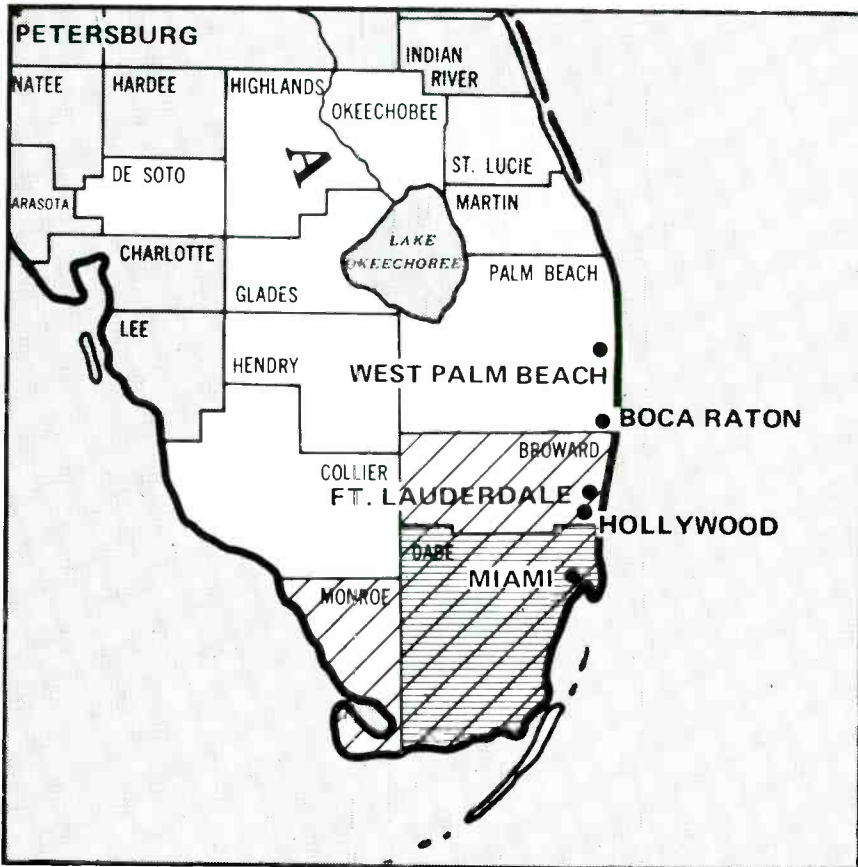
HDBA

Metro Rank: 41

Metro Population 12 + : 730,500
 Men 18 + : 292,300
 Women 18 + : 333,800
 Teens 12-17: 104,400

METRO AUDIENCE LEVELS	AQH	CUME
Monday-Sunday 6AM-MID	15.1	95.1
Monday-Friday 6AM-10AM	21.2	80.9
Monday-Friday 10AM-3PM	16.3	61.6
Monday-Friday 3PM-7PM	18.4	79.0
Monday-Friday 7PM-MID	7.6	49.8

Measurement: 8 weeks per year
 Frequency: 2 reports per year
 Schedule: Apr / May (ADI), Oct / Nov (ADI)
 Type of Report: Standard
 Reported Home Stations: AM: 11, FM: 7



Miami

And Miami ADI

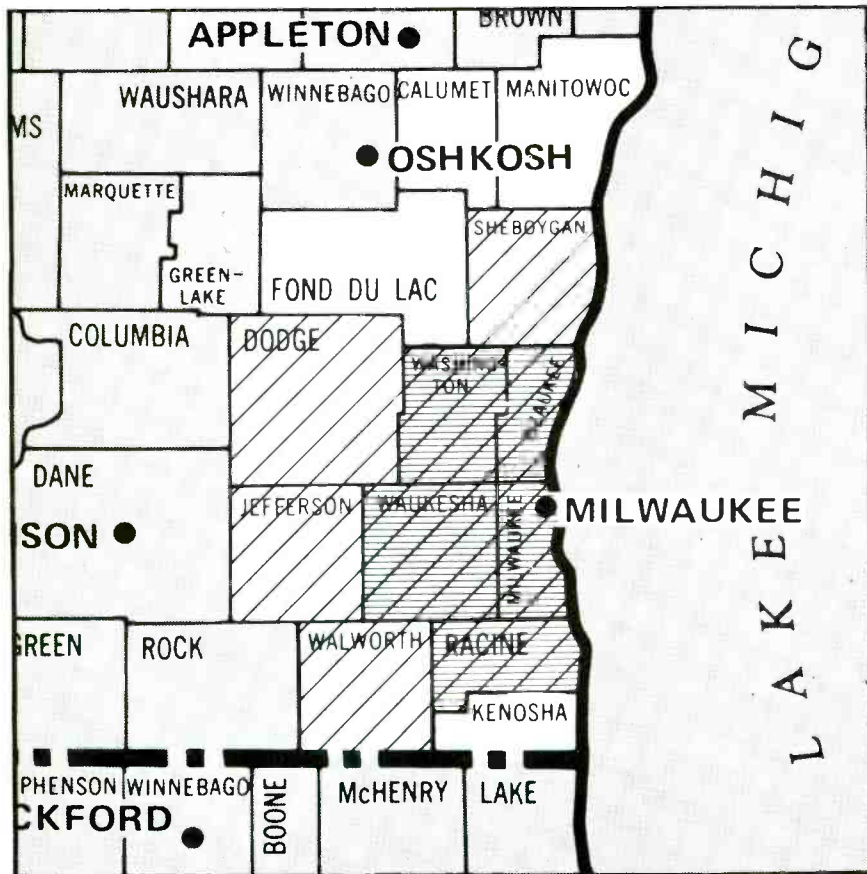
HDBA & HDHA

Metro Rank: 23

Metro Population 12 + : 1,275,000
 Men 18 + : 527,000
 Women 18 + : 616,200
 Teens 12-17: 131,800

METRO AUDIENCE LEVELS	AQH	CUME
Monday-Sunday 6AM-MID	18.7	93.5
Monday-Friday 6AM-10AM	22.9	76.6
Monday-Friday 10AM-3PM	23.0	63.6
Monday-Friday 3PM-7PM	20.3	72.5
Monday-Friday 7PM-MID	11.0	53.4

Measurement: 8 weeks per year
 Frequency: 2 reports per year
 Schedule: Apr / May (ADI), Oct / Nov (ADI)
 Type of Report: Standard
 Reported Home Stations: AM:13, FM:10



Milwaukee

And Milwaukee ADI

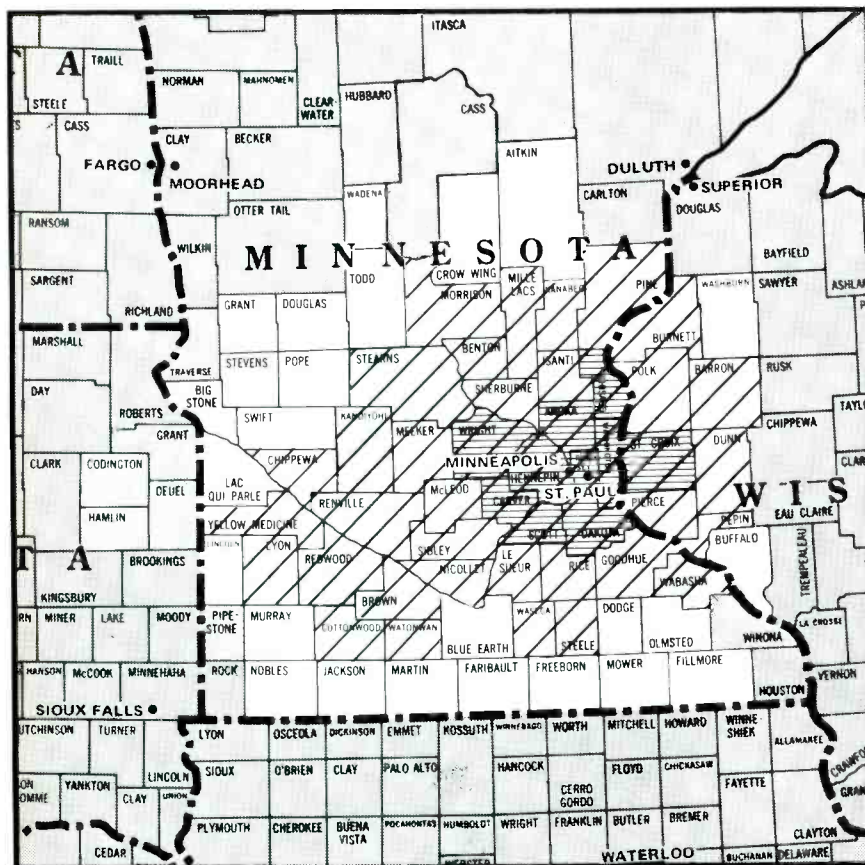
HDBA

Metro Rank: 21

Metro Population 12 + : 1,322,400
 Men 18 + : 484,900
 Women 18 + : 535,900
 Teens 12-17: 301,600

METRO AUDIENCE LEVELS	AQH	CUME
Monday-Sunday 6AM-MID	16.5	96.1
Monday-Friday 6AM-10AM	23.5	83.3
Monday-Friday 10AM-3PM	18.9	66.2
Monday-Friday 3PM-7PM	18.1	80.8
Monday-Friday 7PM-MID	8.9	58.5

Measurement: 8 weeks per year
 Frequency: 2 reports per year
 Schedule: Apr / May (ADI), Oct / Nov (ADI)
 Type of Report: Standard
 Reported Home Stations: AM:11, FM:11



Minneapolis-St. Paul

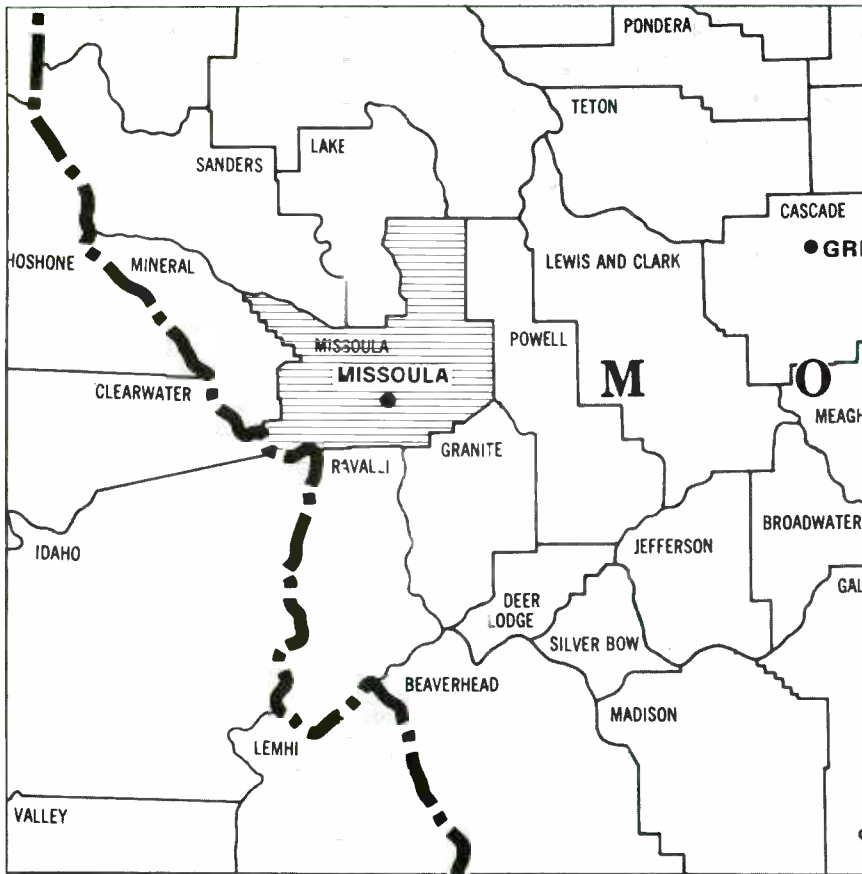
And Minneapolis-St. Paul ADI

Metro Rank: 15

Metro Population 12 + : 1,694,900
 Men 18 + : 701,200
 Women 18 + : 774,600
 Teens 12-17: 219,100

METRO AUDIENCE LEVELS	AQH	CUME
Monday-Sunday 6AM-MID	15.9	97.2
Monday-Friday 6AM-10AM	22.6	85.8
Monday-Friday 10AM-3PM	16.5	63.5
Monday-Friday 3PM-7PM	17.2	82.0
Monday-Friday 7PM-MID	10.6	65.9

Measurement: 8 weeks per year
 Frequency: 2 reports per year
 Schedule: Apr / May (ADI), Oct / Nov (ADI)
 Type of Report: Standard
 Reported Home Stations: AM:12, FM:10



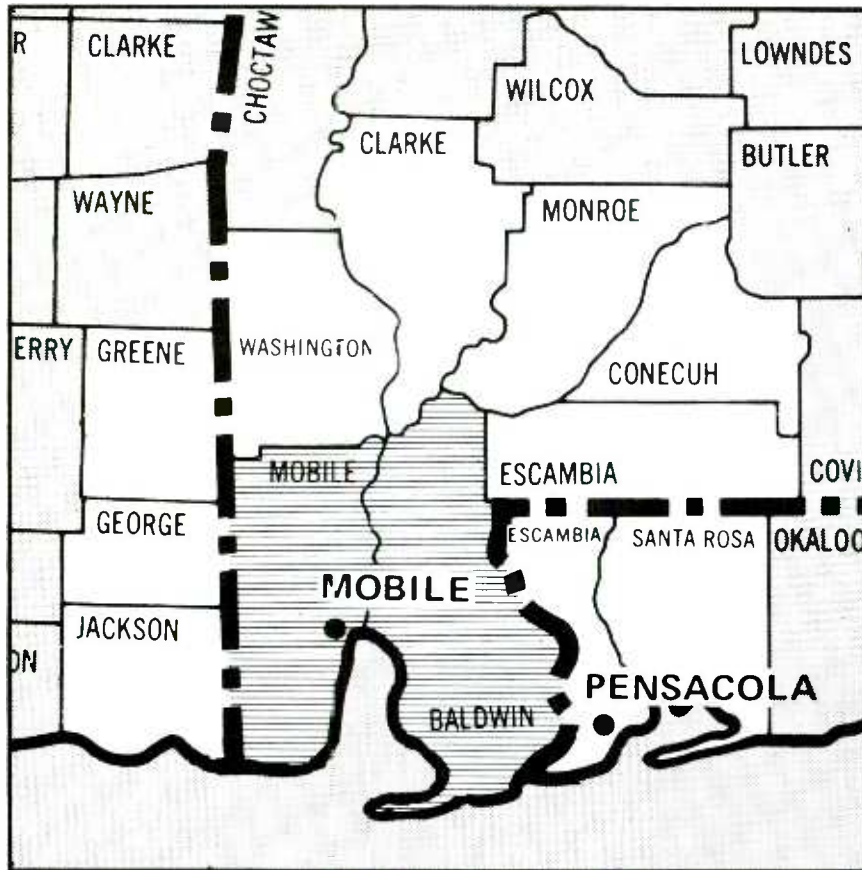
Missoula, MT

Metro Rank:

Metro Population 12 + : 56,800
 Men 18 + : 25,300
 Women 18 + : 24,900
 Teens 12-17: 6,600

METRO AUDIENCE LEVELS	AQH	CUME
Monday-Sunday 6AM-MID	15.6	95.9
Monday-Friday 6AM-10AM	22.9	84.2
Monday-Friday 10AM-3PM	16.8	71.7
Monday-Friday 3PM-7PM	15.9	77.4
Monday-Friday 7PM-MID	10.0	67.2

Measurement: 4 weeks per year
 Frequency: 1 report per year
 Schedule: Apr / May
 Type of Report: Condensed
 Reported Home Stations: AM: 4, FM: 3



Mobile

HDBA

Metro Rank: 82

Metro Population 12 + : 355,400
 Men 18 + : 141,900
 Women 18 + : 162,000
 Teens 12-17: 51,500

METRO AUDIENCE LEVELS	AQH	CUME
Monday-Sunday 6AM-MID	15.0	96.5
Monday-Friday 6AM-10AM	21.1	82.2
Monday-Friday 10AM-3PM	16.6	66.9
Monday-Friday 3PM-7PM	14.3	72.9
Monday-Friday 7PM-MID	7.3	48.6

Measurement: 8 weeks per year
 Frequency: 2 reports per year
 Schedule: Apr / May, Oct / Nov
 Type of Report: Standard
 Reported Home Stations: AM: 8, FM: 6



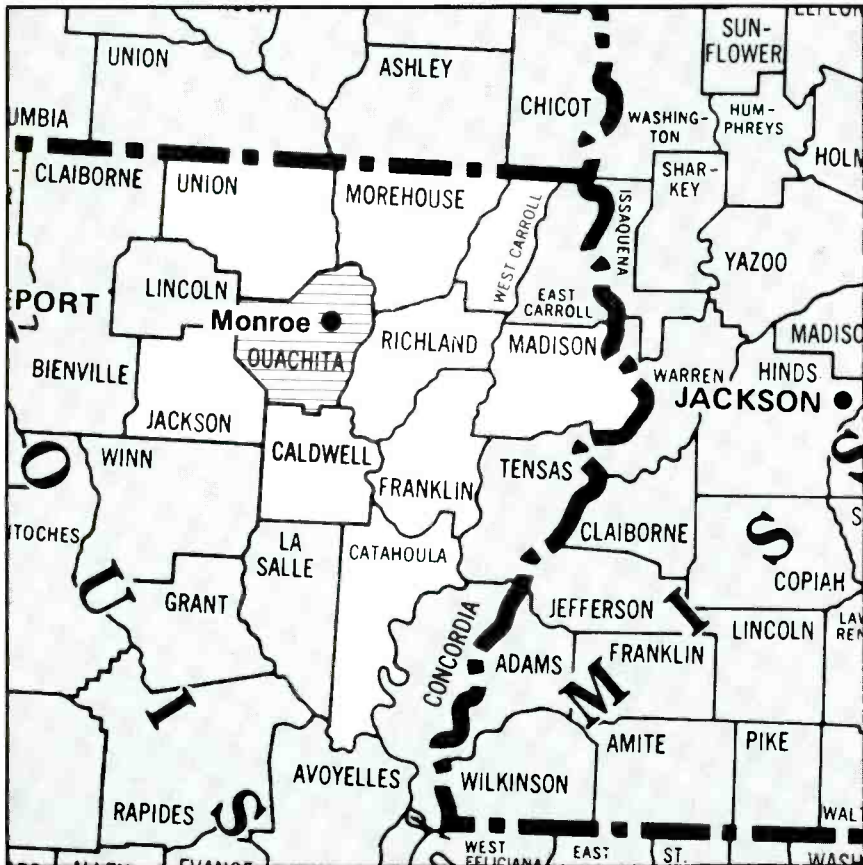
Modesto

Metro Rank: **134**

Metro Population 12 + : **202,300**
 Men 18 + : **83,800**
 Women 18 + : **91,600**
 Teens 12-17: **26,900**

METRO AUDIENCE LEVELS	AQH	CUME
Monday-Sunday 6AM-MID	14.1	93.5
Monday-Friday 6AM-10AM	22.2	79.0
Monday-Friday 10AM-3PM	16.9	68.5
Monday-Friday 3PM-7PM	16.7	77.2
Monday-Friday 7PM-MID	7.2	56.6

Measurement: **4 weeks per year**
 Frequency: **1 report per year**
 Schedule: **Apr / May**
 Type of Report: **Standard**
 Reported Home Stations: **AM: 5, FM: 5**



Monroe, LA

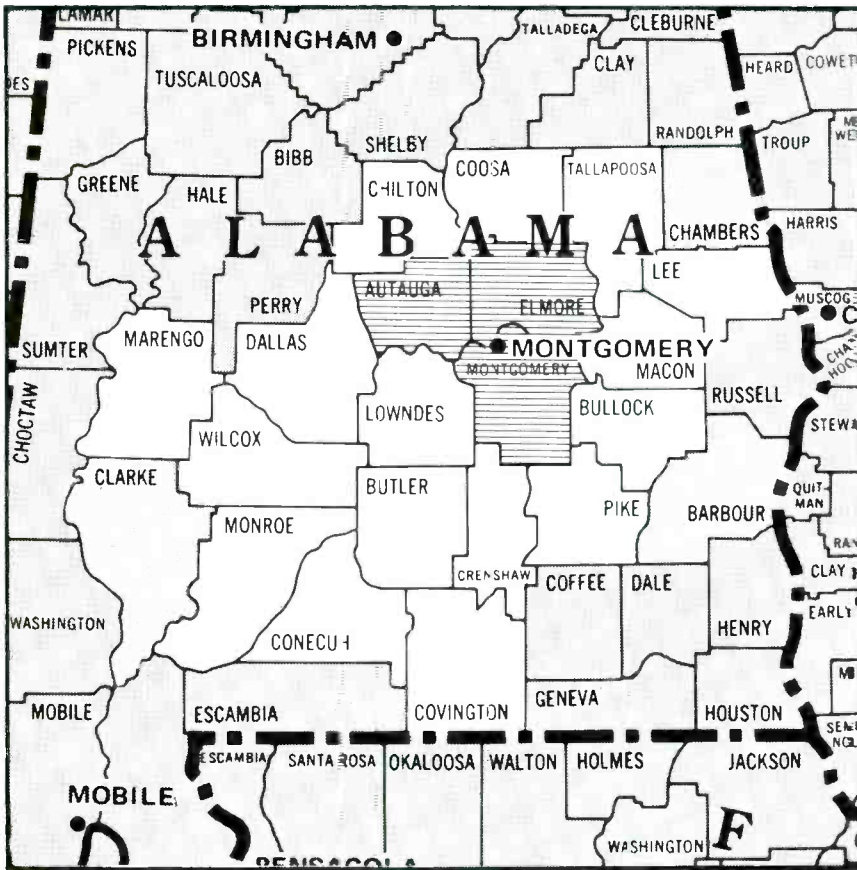
HDBA

Metro Rank:

Metro Population 12 + : **106,400**
 Men 18 + : **42,300**
 Women 18 + : **49,300**
 Teens 12-17: **14,800**

METRO AUDIENCE LEVELS	AQH	CUME
Monday-Sunday 6AM-MID	Not Available	
Monday-Friday 6AM-10AM		
Monday-Friday 10AM-3PM		
Monday-Friday 3PM-7PM		
Monday-Friday 7PM-MID		

Measurement: **4 weeks per year**
 Frequency: **1 report per year**
 Schedule: **Apr / May**
 Type of Report: **Condensed**
 Reported Home Stations: **AM: N/A**
FM: N/A



Montgomery

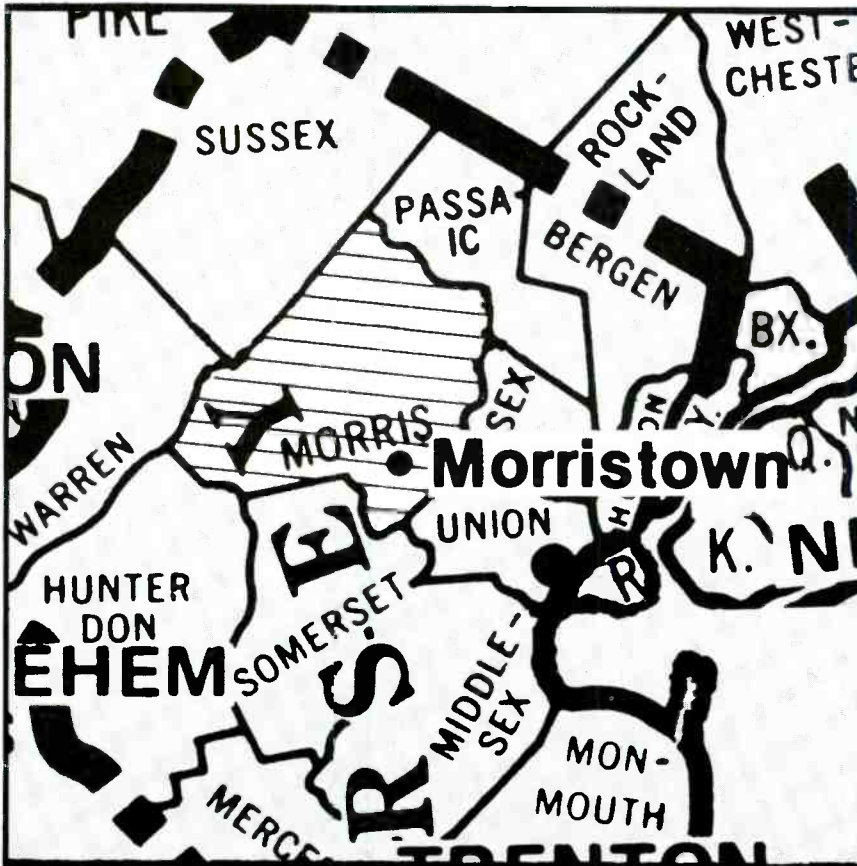
HDBA

Metro Rank: 133

Metro Population 12 + : 210,700
 Men 18 + : 83,100
 Women 18 + : 98,400
 Teens 12-17: 29,200

METRO AUDIENCE LEVELS	AQH	CUME
Monday-Sunday 6AM-MID	13.9	93.1
Monday-Friday 6AM-10AM	22.3	79.3
Monday-Friday 10AM-3PM	13.0	56.1
Monday-Friday 3PM-7PM	16.1	68.6
Monday-Friday 7PM-MID	7.1	44.1

Measurement: 4 weeks per year
 Frequency: 1 report per year
 Schedule: Apr / May
 Type of Report: Standard
 Reported Home Stations: AM: 6, FM: 5



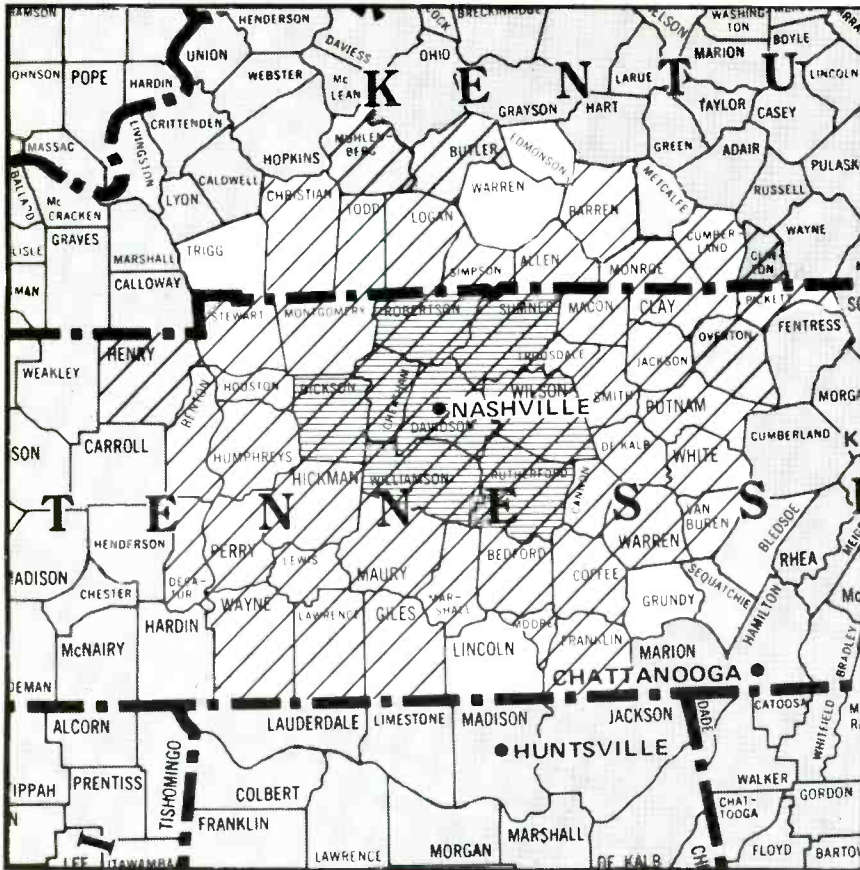
Morristown, NJ

Metro Rank:

Metro Population 12 + : 331,100
 Men 18 + : 136,200
 Women 18 + : 149,900
 Teens 12-17: 45,000

METRO AUDIENCE LEVELS	AQH	CUME
Monday-Sunday 6AM-MID	Not Available	
Monday-Friday 6AM-10AM		
Monday-Friday 10AM-3PM		
Monday-Friday 3PM-7PM		
Monday-Friday 7PM-MID		

Measurement: 12 weeks per year
 Frequency: 1 report per year
 Schedule: Spring
 Type of Report: Condensed
 Reported Home Stations: AM: N/A
 FM: N/A



Nashville-Davidson

And Nashville ADI

HDBA

Metro Rank: 46

Metro Population 12 + : 665,500
 Men 18 + : 274,400
 Women 18 + : 308,300
 Teens 12-17: 82,800

METRO AUDIENCE LEVELS	AQH	CUME
Monday-Sunday 6AM-MID	14.6	90.0
Monday-Friday 6AM-10AM	20.8	76.8
Monday-Friday 10AM-3PM	16.3	59.4
Monday-Friday 3PM-7PM	16.6	73.4
Monday-Friday 7PM-MID	8.3	52.3

Measurement: 8 weeks per year
 Frequency: 2 reports per year
 Schedule: Apr / May (ADI), Oct / Nov (ADI)
 Type of Report: Standard
 Reported Home Stations: AM: 11, FM: 8



Nassau-Suffolk

(Long Island, NY)

Metro Rank: 10

Metro Population 12 + : 2,247,600
 Men 18 + : 898,100
 Women 18 + : 1,001,300
 Teens 12-17: 348,200

METRO AUDIENCE LEVELS	AQH	CUME
Monday-Sunday 6AM-MID	17.6	97.5
Monday-Friday 6AM-10AM	26.8	87.9
Monday-Friday 10AM-3PM	19.0	67.5
Monday-Friday 3PM-7PM	19.3	79.7
Monday-Friday 7PM-MID	10.3	63.1

Measurement: 24 weeks per year
 Frequency: 2 reports per year
 Schedule: Spring, Fall
 Type of Report: Standard
 Reported Home Stations: AM: 8, FM: 9



New Bedford Fall River, MA

Metro Rank: 75

Metro Population 12+ : 391,100
 Men 18+ : 157,500
 Women 18+ : 184,700
 Teens 12-17: 48,900

METRO AUDIENCE LEVELS	AQH	CUME
Monday-Sunday 6AM-MID	17.4	97.6
Monday-Friday 6AM-10AM	25.8	88.2
Monday-Friday 10AM-3PM	20.3	66.0
Monday-Friday 3PM-7PM	17.8	77.7
Monday-Friday 7PM-MID	10.3	58.1

Measurement: 8 weeks per year
 Frequency: 2 reports per year
 Schedule: Apr / May, Oct / Nov
 Type of Report: Standard
 Reported Home Stations: AM: 6, FM: 2



New Haven- West Haven

And Hartford-New Haven ADI

Metro Rank: 78

Metro Population 12+ : 372,100
 Men 18+ : 3,800
 Women 18+ : 4,300
 Teens 12-17: 364,000

METRO AUDIENCE LEVELS	AQH	CUME
Monday-Sunday 6AM-MID	17.0	94.7
Monday-Friday 6AM-10AM	25.4	84.4
Monday-Friday 10AM-3PM	21.6	67.1
Monday-Friday 3PM-7PM	19.4	78.4
Monday-Friday 7PM-MID	9.5	60.9

Measurement: 8 weeks per year
 Frequency: 2 reports per year
 Schedule: Apr / May (ADI), Oct / Nov (ADI)
 Type of Report: Standard
 Reported Home Stations: AM: 4, FM: 3



New Orleans

And New Orleans ADI

HDBA

Metro Rank: 34

Metro Population 12+ : 931,900
 Men 18+ : 374,600
 Women 18+ : 429,300
 Teens 12-17: 128,000

METRO AUDIENCE LEVELS	AQH	CUME
Monday-Sunday 6AM-MID	12.6	90.0
Monday-Friday 6AM-10AM	17.7	72.8
Monday-Friday 10AM-3PM	15.5	60.0
Monday-Friday 3PM-7PM	14.5	70.6
Monday-Friday 7PM-MID	6.0	44.4

Measurement: 24 weeks per year
 Frequency: 2 reports per year
 Schedule: Spring (ADI), Fall (ADI)
 Type of Report: Standard
 Reported Home Stations: AM: 11, FM: 8



New York

And New York ADI

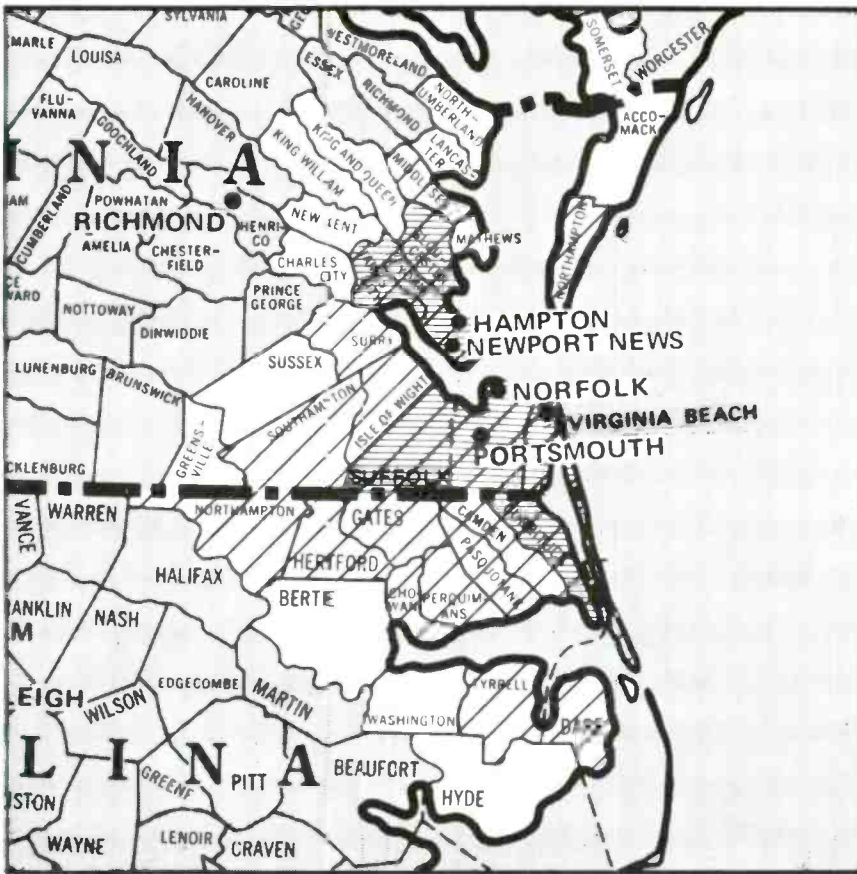
HDBA & HDHA

Metro Rank: 1

Metro Population 12+ : 13,799,200
 Men 18+ : 5,622,700
 Women 18+ : 6,518,100
 Teens 12-17: 1,658,400

METRO AUDIENCE LEVELS	AQH	CUME
Monday-Sunday 6AM-MID	18.1	96.8
Monday-Friday 6AM-10AM	26.5	85.8
Monday-Friday 10AM-3PM	20.6	65.8
Monday-Friday 3PM-7PM	19.3	75.9
Monday-Friday 7PM-MID	11.2	63.1

Measurement: 48 weeks per year
 Frequency: 4 reports per year
 Schedule: Spring (ADI), Summer (ADI),
 Fall (ADI), Winter (ADI)
 Type of Report: Standard
 Reported Home Stations: AM:21, FM:23



Norfolk-Portsmouth-Newport News-Hampton

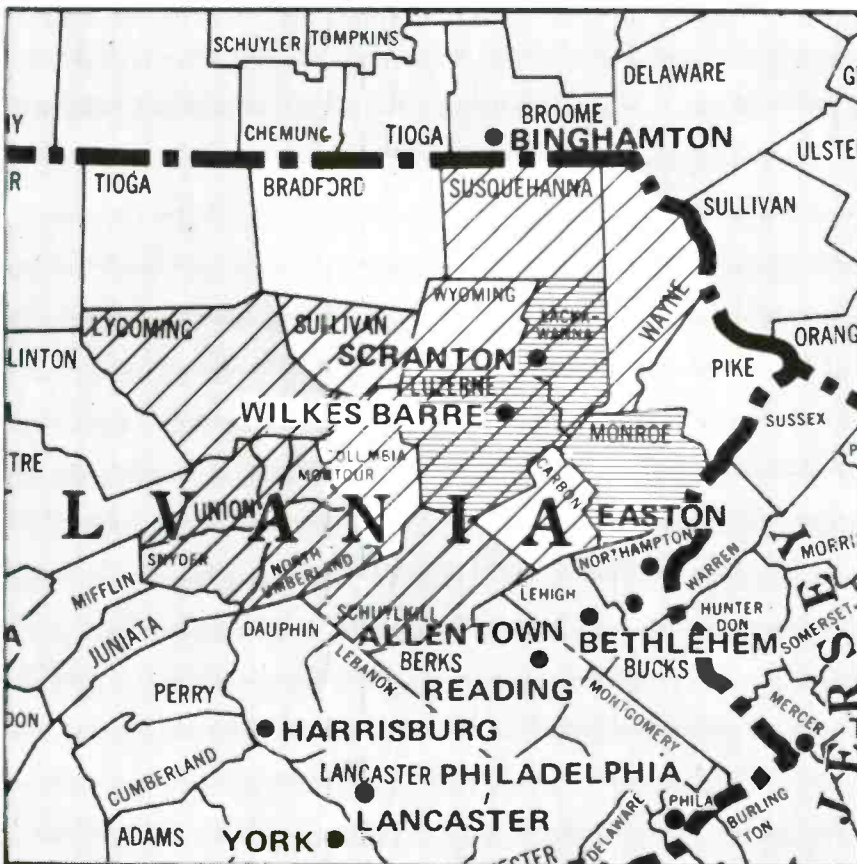
And Norfolk-Portsmouth-Newport News-Hampton ADI

Metro Rank: 31

Metro Population 12 + : 977,100
 Men 18 + : 440,100
 Women 18 + : 412,400
 Teens 12-17 : 124,600

METRO AUDIENCE LEVELS	AQH	CUME
Monday-Sunday 6AM-MID	14.8	95.7
Monday-Friday 6AM-10AM	20.7	84.4
Monday-Friday 10AM-3PM	16.6	68.8
Monday-Friday 3PM-7PM	17.1	80.4
Monday-Friday 7PM-MID	9.4	62.0

Measurement: 8 weeks per year
 Frequency: 2 reports per year
 Schedule: Apr / May (ADI), Oct / Nov (ADI)
 Type of Report: Standard
 Reported Home Stations: AM:12, FM:12



Northeast Pennsylvania

(Wilkes Barre-Scranton) and Wilkes Barre-Scranton ADI

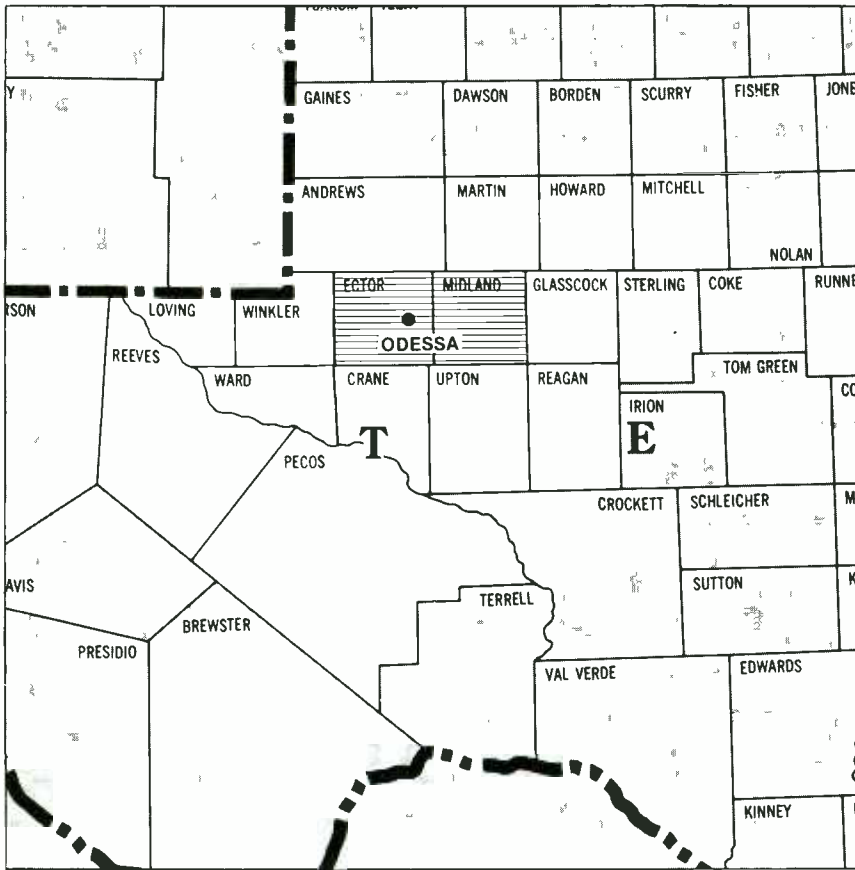
HDBA

Metro Rank: 54

Metro Population 12 + : 547,000
 Men 18 + : 222,800
 Women 18 + : 265,300
 Teens 12-17 : 58,900

METRO AUDIENCE LEVELS	AQH	CUME
Monday-Sunday 6AM-MID	19.9	95.7
Monday-Friday 6AM-10AM	27.7	85.8
Monday-Friday 10AM-3PM	25.3	71.9
Monday-Friday 3PM-7PM	19.6	76.8
Monday-Friday 7PM-MID	10.3	58.8

Measurement: 8 weeks per year
 Frequency: 2 reports per year
 Schedule: Apr / May (ADI), Oct / Nov (ADI)
 Type of Report: Standard
 Reported Home Stations: AM:13, FM:10



Odessa-Midland, TX

HDBA

Metro Rank:

Metro Population 12 + : **149,300**
 Men 18 + : **60,700**
 Women 18 + : **65,300**
 Teens 12-17: **23,300**

METRO AUDIENCE LEVELS	AQH	CUME
Monday-Sunday 6AM-MID	13.1	93.9
Monday-Friday 6AM-10AM	22.7	84.9
Monday-Friday 10AM-3PM	16.5	63.2
Monday-Friday 3PM-7PM	14.3	69.5
Monday-Friday 7PM-MID	8.3	51.3

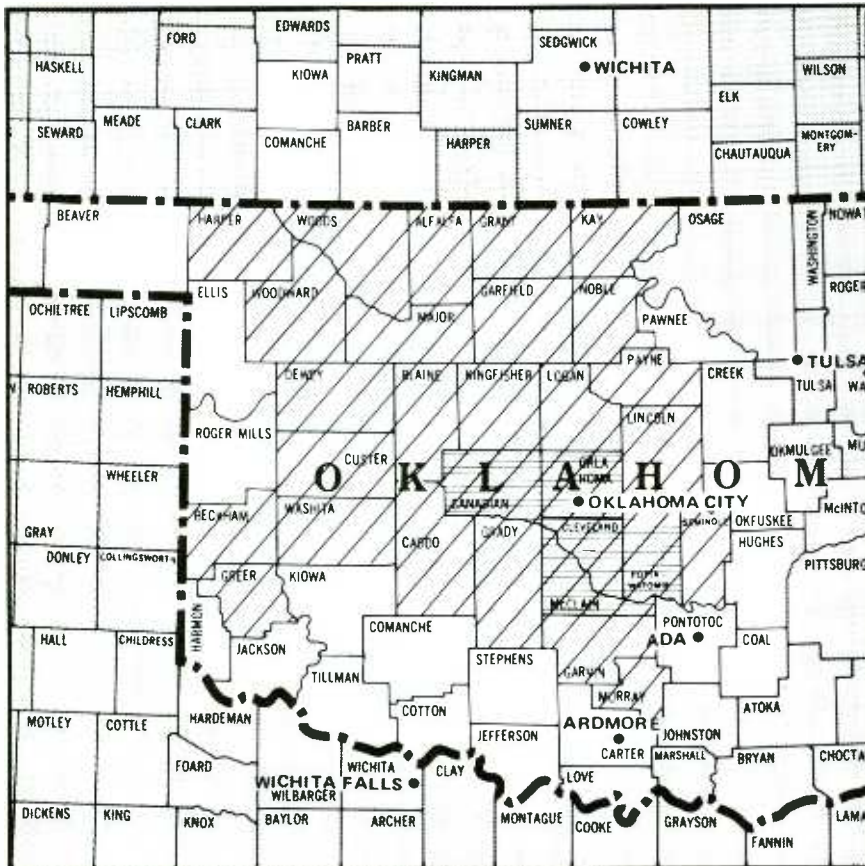
Measurement: **4 weeks per year**

Frequency: **1 report per year**

Schedule: **Apr / May**

Type of Report: **Condensed**

Reported Home Stations: **AM: 3, FM: 1**



Oklahoma City

And Oklahoma City ADI

Metro Rank: 50

Metro Population 12 + : **651,300**
 Men 18 + : **267,500**
 Women 18 + : **299,200**
 Teens 12-17: **84,600**

METRO AUDIENCE LEVELS	AQH	CUME
Monday-Sunday 6AM-MID	15.6	95.0
Monday-Friday 6AM-10AM	21.9	83.4
Monday-Friday 10AM-3PM	18.4	66.4
Monday-Friday 3PM-7PM	18.0	79.3
Monday-Friday 7PM-MID	9.3	57.3

Measurement: **8 weeks per year**

Frequency: **2 reports per year**

Schedule: **Apr / May (ADI), Oct / Nov (ADI)**

Type of Report: **Standard**

Reported Home Stations: **AM: 9, FM: 11**



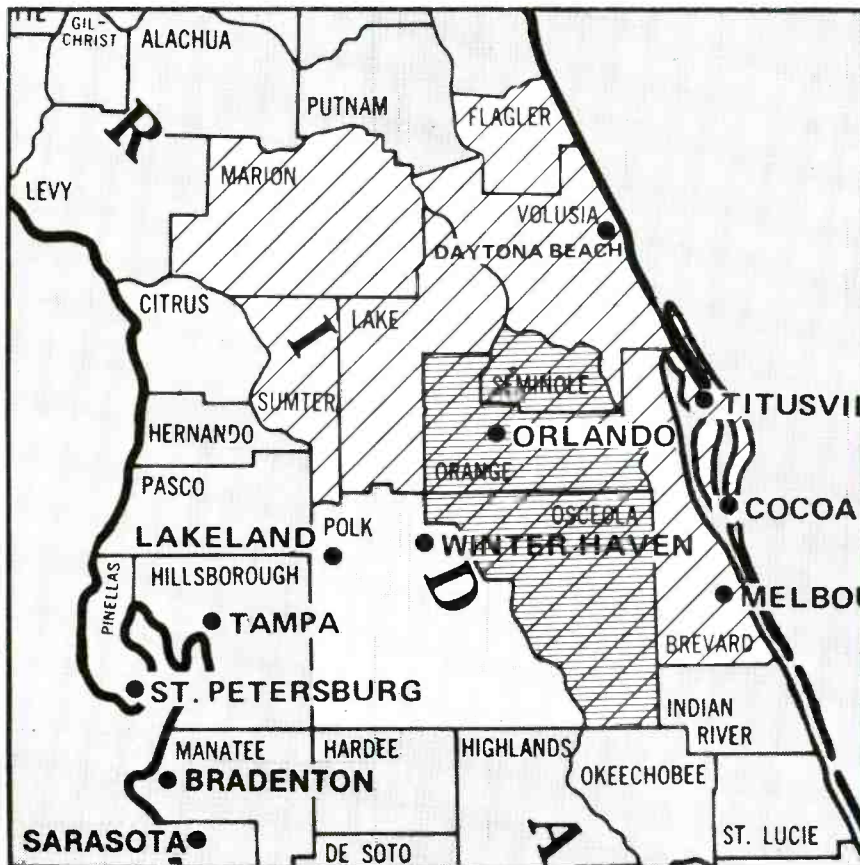
Omaha-Council Bluffs

Metro Rank: 64

Metro Population 12 + : 477,200
 Men 18 + : 195,800
 Women 18 + : 216,500
 Teens 12-17: 64,900

METRO AUDIENCE LEVELS	AQH	CUME
Monday-Sunday 6AM-MID	15.2	95.7
Monday-Friday 6AM-10AM	24.9	86.0
Monday-Friday 10AM-3PM	17.2	66.8
Monday-Friday 3PM-7PM	16.2	74.0
Monday-Friday 7PM-MID	7.8	59.1

Measurement: 8 weeks per year
 Frequency: 2 reports per year
 Schedule: Apr / May, Oct / Nov
 Type of Report: Standard
 Reported Home Stations: AM: 6, FM: 6



Orlando

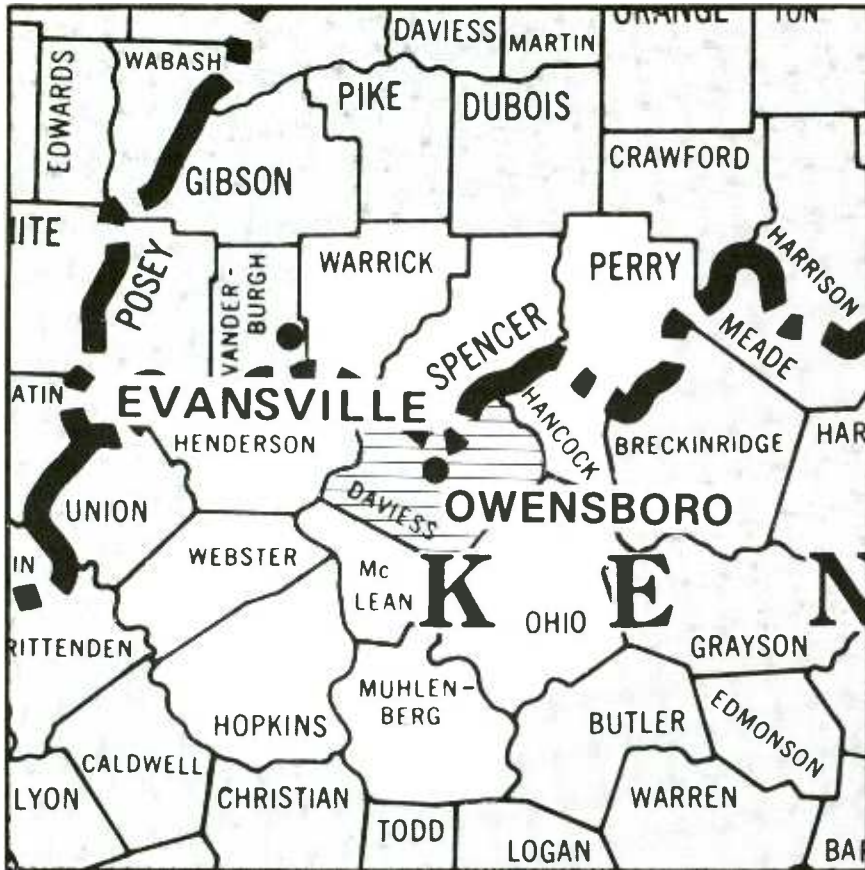
And Orlando-Daytona Beach ADI

Metro Rank: 60

Metro Population 12 + : 510,400
 Men 18 + : 212,000
 Women 18 + : 231,500
 Teens 12-17: 66,900

METRO AUDIENCE LEVELS	AQH	CUME
Monday-Sunday 6AM-MID	15.5	95.5
Monday-Friday 6AM-10AM	19.8	82.1
Monday-Friday 10AM-3PM	17.5	67.6
Monday-Friday 3PM-7PM	17.1	79.5
Monday-Friday 7PM-MID	9.5	60.5

Measurement: 8 weeks per year
 Frequency: 2 reports per year
 Schedule: Apr / May (ADI), Oct / Nov (ADI)
 Type of Report: Standard
 Reported Home Stations: AM: 11, FM: 6



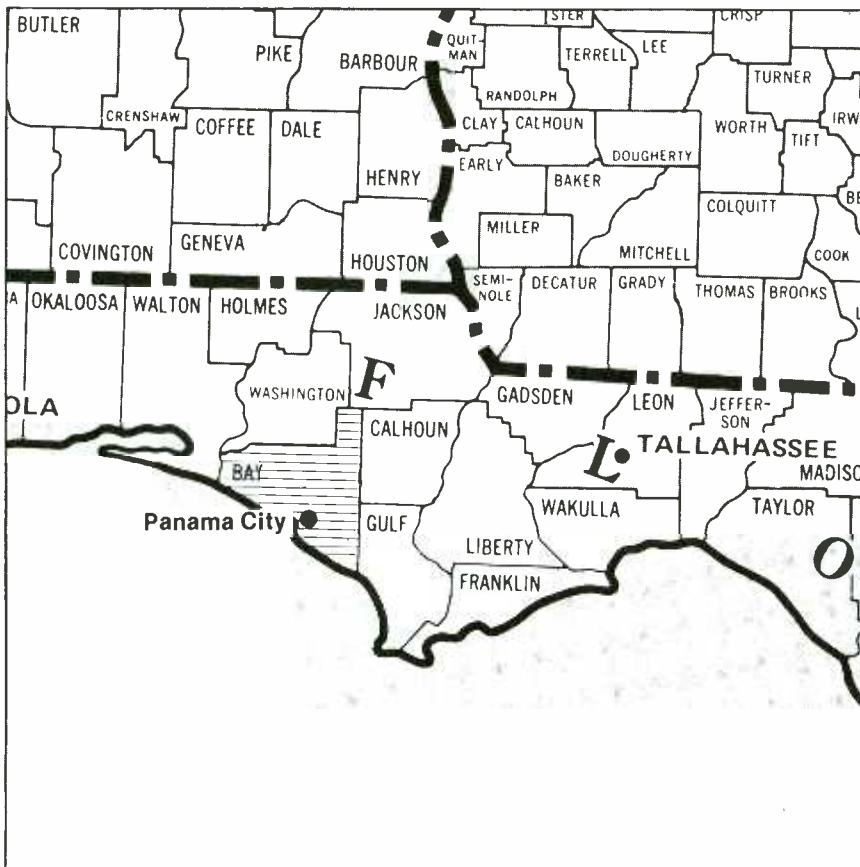
Owensboro, KY

Metro Rank:

Metro Population 12 + : 67,500
 Men 18 + : 27,000
 Women 18 + : 31,000
 Teens 12-17: 9,500

METRO AUDIENCE LEVELS	AQH	CUME
Monday-Sunday 6AM-MID	15.9	94.4
Monday-Friday 6AM-10AM	24.0	81.2
Monday-Friday 10AM-3PM	19.5	70.0
Monday-Friday 3PM-7PM	16.3	69.9
Monday-Friday 7PM-MID	9.0	54.8

Measurement: 4 weeks per year
 Frequency: 1 report per year
 Schedule: Apr / May
 Type of Report: Condensed
 Reported Home Stations: AM: 2, FM: 2



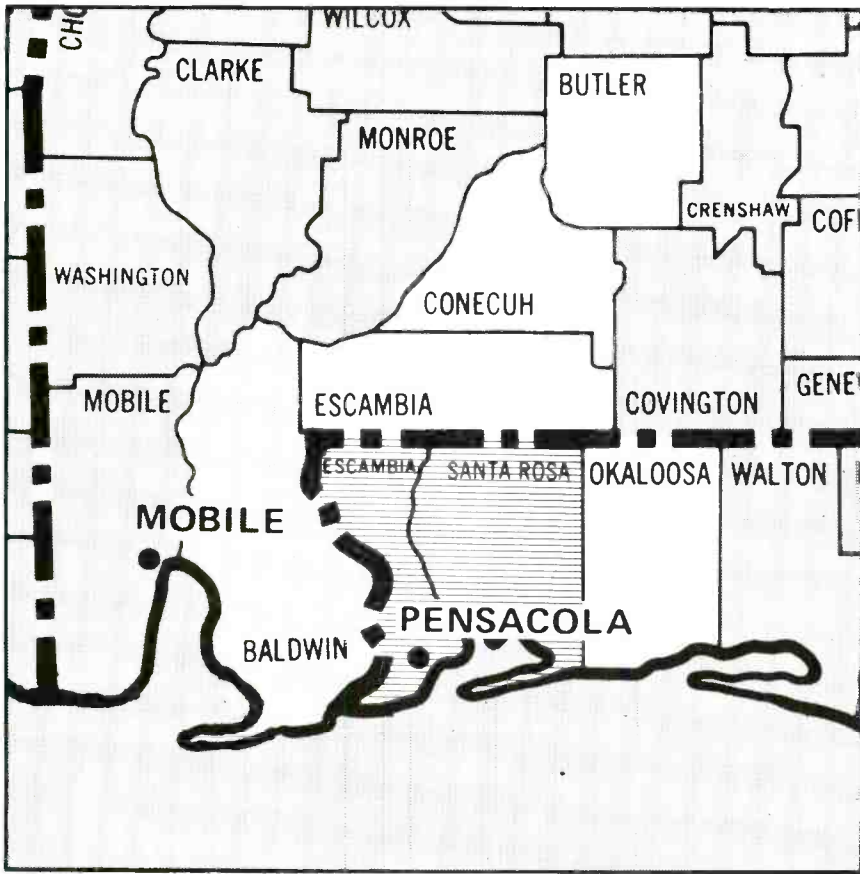
Panama City, FL

Metro Rank:

Metro Population 12 + : 78,600
 Men 18 + : 32,400
 Women 18 + : 35,400
 Teens 12-17: 10,800

METRO AUDIENCE LEVELS	AQH	CUME
Monday-Sunday 6AM-MID	Not Available	
Monday-Friday 6AM-10AM		
Monday-Friday 10AM-3PM		
Monday-Friday 3PM-7PM		
Monday-Friday 7PM-MID		

Measurement: 4 weeks per year
 Frequency: 1 report per year
 Schedule: Spring
 Type of Report: Condensed
 Reported Home Stations: AM: N/A
 FM: N/A



Pensacola

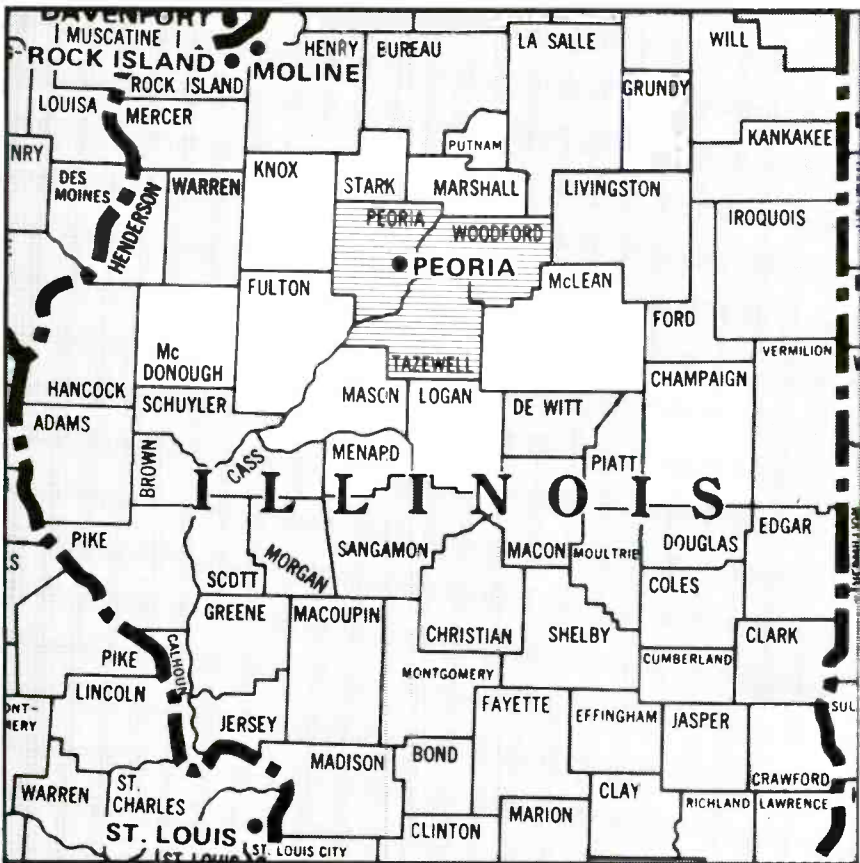
HDBA

Metro Rank: 123

Metro Population 12 + : 227,500
 Men 18 + : 95,900
 Women 18 + : 100,800
 Teens 12-17 : 30,800

METRO AUDIENCE LEVELS	AQH	CUME
Monday-Sunday 6AM-MID	16.5	93.6
Monday-Friday 6AM-10AM	23.9	84.2
Monday-Friday 10AM-3PM	18.2	68.6
Monday-Friday 3PM-7PM	18.1	76.8
Monday-Friday 7PM-MID	7.6	51.9

Measurement: 4 weeks per year
 Frequency: 1 report per year
 Schedule: Apr / May
 Type of Report: Standard
 Reported Home Stations: AM: 6, FM: 5



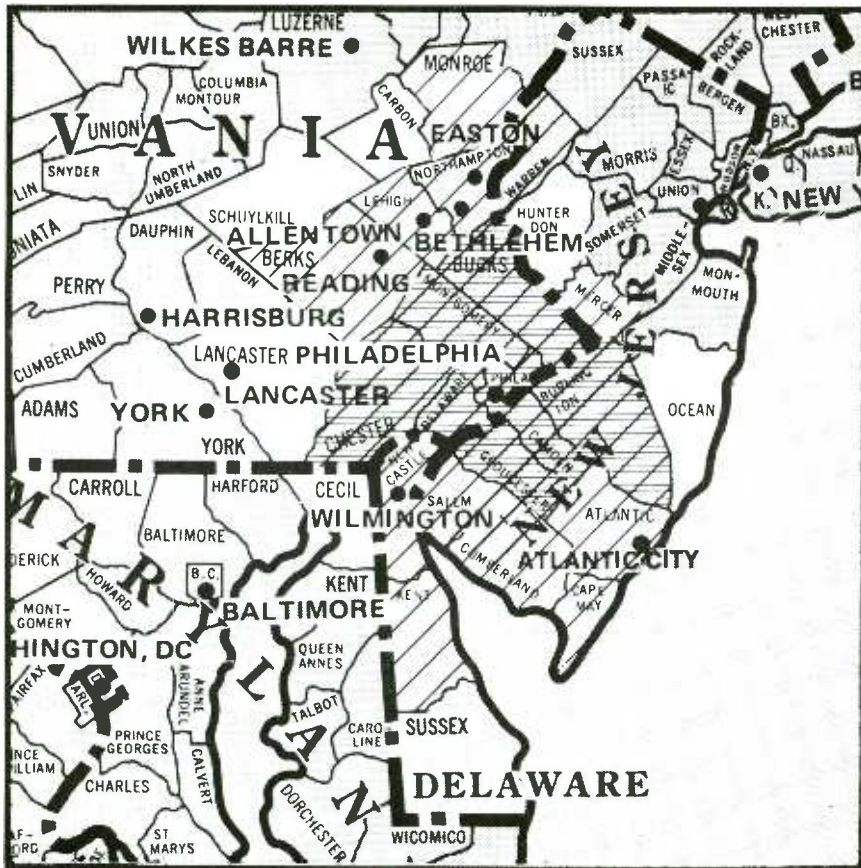
Peoria

Metro Rank: 97

Metro Population 12 + : 303,400
 Men 18 + : 125,200
 Women 18 + : 137,700
 Teens 12-17 : 40,500

METRO AUDIENCE LEVELS	AQH	CUME
Monday-Sunday 6AM-MID	13.7	94.2
Monday-Friday 6AM-10AM	22.1	83.0
Monday-Friday 10AM-3PM	14.2	62.6
Monday-Friday 3PM-7PM	14.9	74.4
Monday-Friday 7PM-MID	8.3	55.3

Measurement: 24 weeks per year
 Frequency: 2 reports per year
 Schedule: Spring, Fall
 Type of Report: Standard
 Reported Home Stations: AM: 5, FM: 7



Philadelphia

And Philadelphia ADI

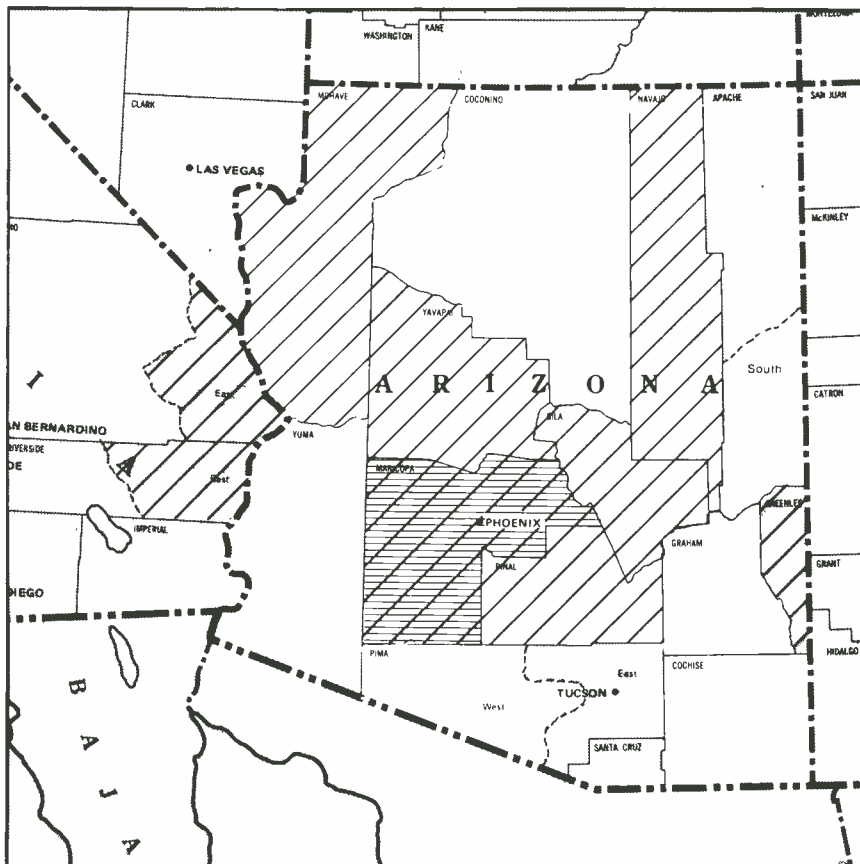
HDBA

Metro Rank: 5

Metro Population 12 + : 3,989,800
 Men 18 + : 1,635,500
 Women 18 + : 1,850,400
 Teens 12-17: 503,900

METRO AUDIENCE LEVELS	AQH	CUME
Monday-Sunday 6AM-MID	17.2	97.3
Monday-Friday 6AM-10AM	23.6	84.4
Monday-Friday 10AM-3PM	19.5	65.1
Monday-Friday 3PM-7PM	18.6	76.7
Monday-Friday 7PM-MID	11.8	65.1

Measurement: 16 weeks per year
 Frequency: 4 reports per year
 Schedule: Jan / Feb (ADI), Apr / May (ADI),
 July / Aug (ADI), Oct / Nov (ADI)
 Type of Report: Standard
 Reported Home Stations: AM:14, FM:13



Phoenix

And Phoenix ADI

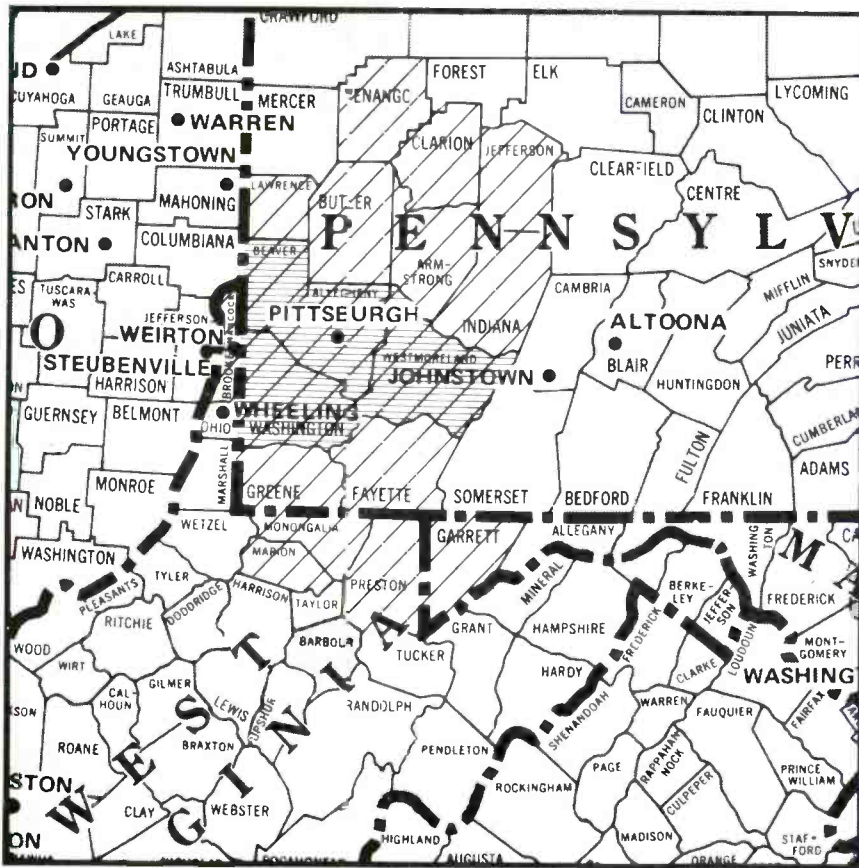
HDHA

Metro Rank: 27

Metro Population 12 + : 1,116,500
 Men 18 + : 466,400
 Women 18 + : 509,100
 Teens 12-17: 141,000

METRO AUDIENCE LEVELS	AQH	CUME
Monday-Sunday 6AM-MID	16.5	93.6
Monday-Friday 6AM-10AM	22.9	80.3
Monday-Friday 10AM-3PM	19.3	69.3
Monday-Friday 3PM-7PM	17.6	76.7
Monday-Friday 7PM-MID	9.4	58.2

Measurement: 8 weeks per year
 Frequency: 2 reports per year
 Schedule: Apr / May (ADI), Oct / Nov (ADI)
 Type of Report: Standard
 Reported Home Stations: AM:16, FM:12



Pittsburgh

And Pittsburgh ADI

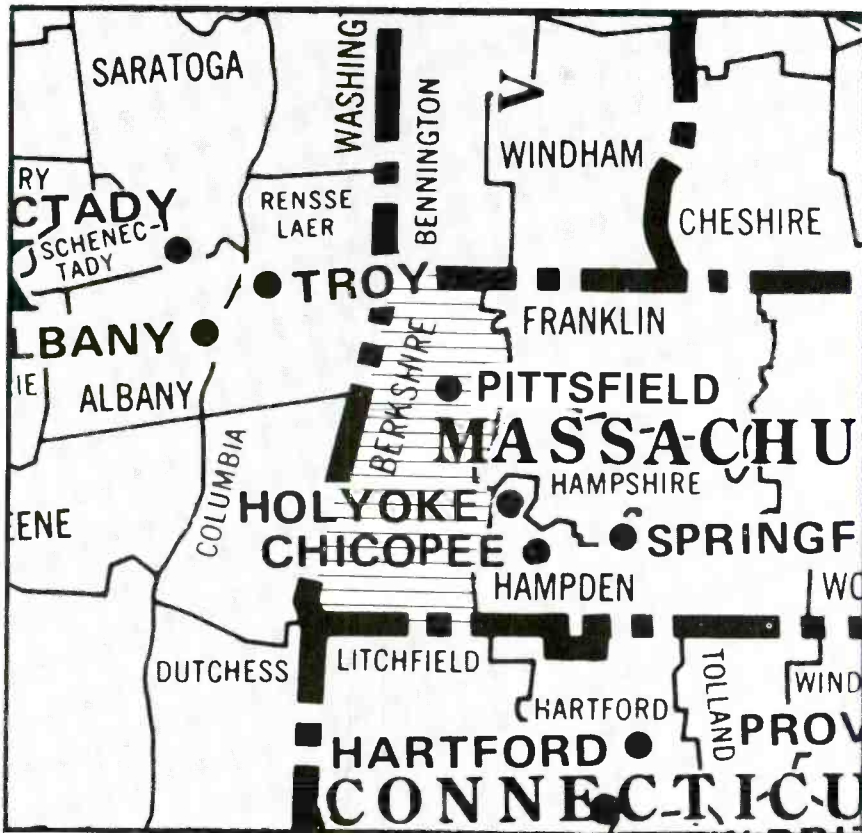
HDBA

Metro Rank: 13

Metro Population 12 + : 1,920,700
 Men 18 + : 781,700
 Women 18 + : 898,600
 Teens 12-17: 240,400

METRO AUDIENCE LEVELS	AQH	CUME
Monday-Sunday 6AM-MID	17.5	96.2
Monday-Friday 6AM-10AM	23.9	85.0
Monday-Friday 10AM-3PM	18.9	66.6
Monday-Friday 3PM-7PM	19.4	81.2
Monday-Friday 7PM-MID	12.0	66.3

Measurement: 8 weeks per year
 Frequency: 2 reports per year
 Schedule: Apr/May (ADI), Oct/Nov (ADI)
 Type of Report: Standard
 Reported Home Stations: AM:15, FM:13



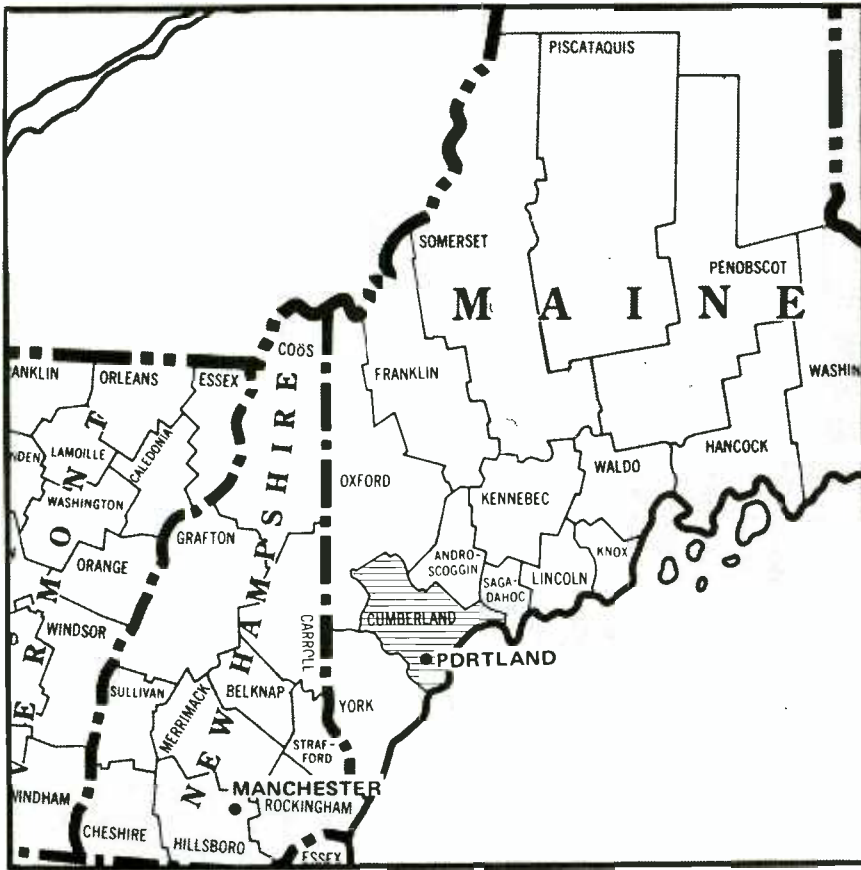
Pittsfield, MA

Metro Rank:

Metro Population 12 + : 117,900
 Men 18 + : 48,500
 Women 18 + : 54,000
 Teens 12-17: 15,400

METRO AUDIENCE LEVELS	AQH	CUME
Monday-Sunday 6AM-MID	16.5	95.8
Monday-Friday 6AM-10AM	26.1	85.5
Monday-Friday 10AM-3PM	19.0	69.9
Monday-Friday 3PM-7PM	17.0	70.1
Monday-Friday 7PM-MID	9.5	68.2

Measurement: 4 weeks per year
 Frequency: 1 report per year
 Schedule: Apr/May
 Type of Report: Condensed
 Reported Home Stations: AM: 5, FM: 3



Portland, ME

Metro Rank: 143

Metro Population 12 + : 171,500

Men 18 + : 69,700

Women 18 + : 79,900

Teens 12-17: 21,900

METRO AUDIENCE LEVELS	AOH	CUME
Monday-Sunday 6AM-MID	15.7	94.1
Monday-Friday 6AM-10AM	24.6	84.0
Monday-Friday 10AM-3PM	19.3	64.9
Monday-Friday 3PM-7PM	17.7	76.0
Monday-Friday 7PM-MID	10.4	60.0

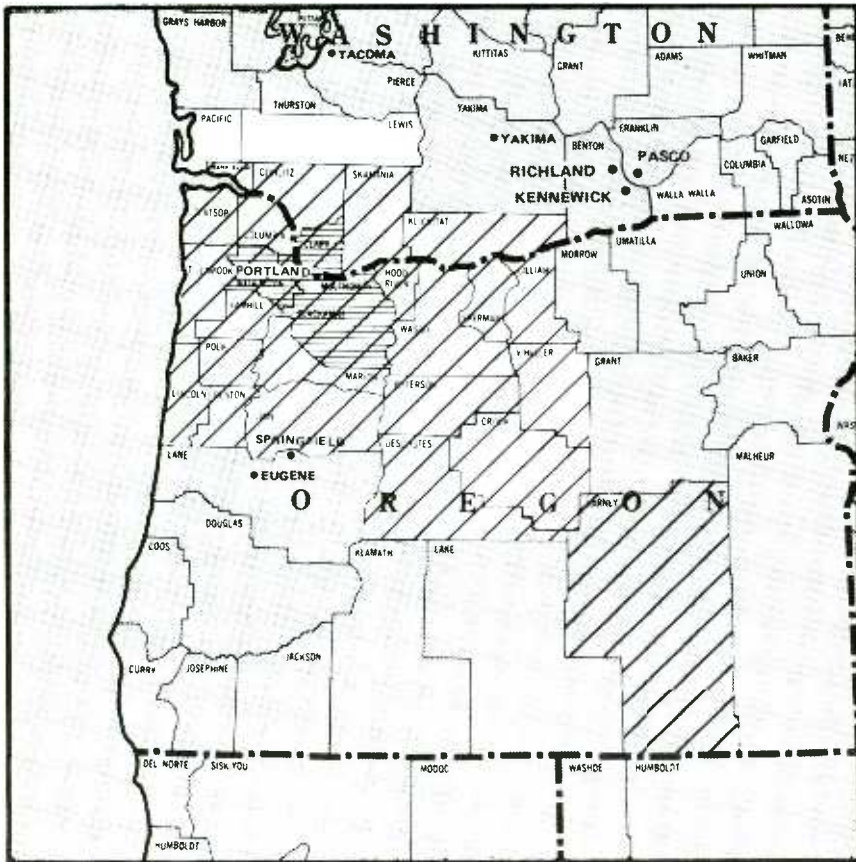
Measurement: 4 weeks per year

Frequency: 1 report per year

Schedule: Apr / May

Type of Report: Standard

Reported Home Stations: AM: 6, FM: 7



Portland, OR

And Portland, OR ADI

Metro Rank: 32

Metro Population 12 + : 969,600

Men 18 + : 403,500

Women 18 + : 450,100

Teens 12-17: 116,000

METRO AUDIENCE LEVELS	AOH	CUME
Monday-Sunday 6AM-MID	14.2	94.4
Monday-Friday 6AM-10AM	20.6	82.3
Monday-Friday 10AM-3PM	15.8	61.3
Monday-Friday 3PM-7PM	15.7	75.4
Monday-Friday 7PM-MID	8.2	57.9

Measurement: 8 weeks per year

Frequency: 2 reports per year

Schedule: Apr / May (ADI), Oct / Nov (ADI)

Type of Report: Standard

Reported Home Stations: AM:13, FM:10



Providence-Warwick-Pawtucket

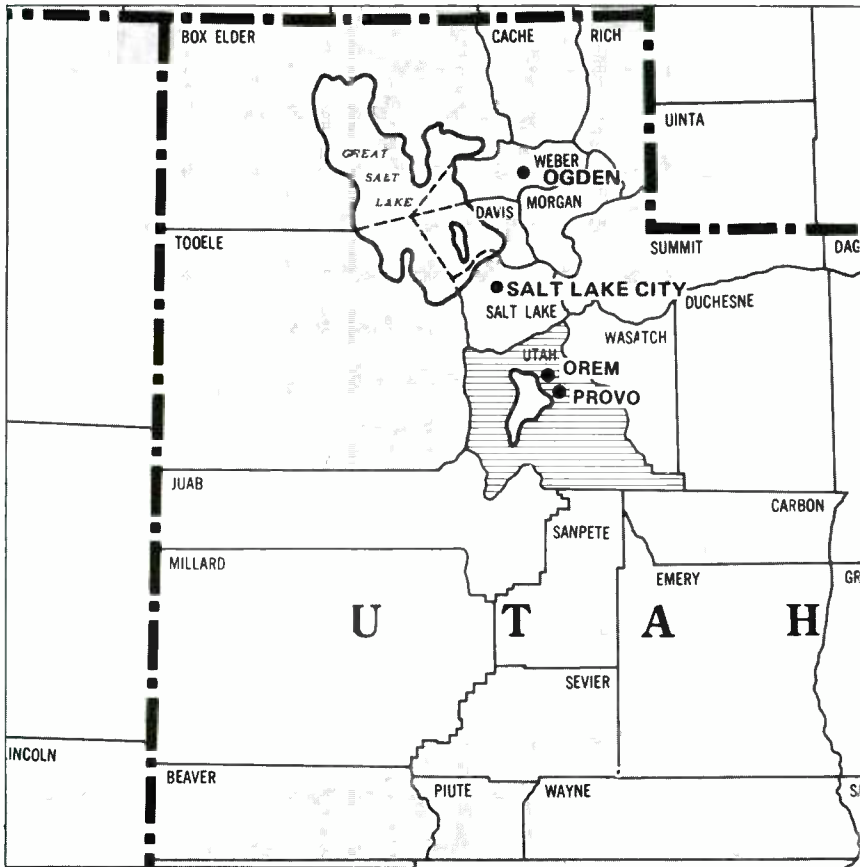
And Providence ADI

Metro Rank: 25

Metro Population 12 + : 1,176,000
 Men 18 + : 448,700
 Women 18 + : 519,100
 Teens 12-17: 208,200

METRO AUDIENCE LEVELS	AQH	CUME
Monday-Sunday 6AM-MID	17.9	96.5
Monday-Friday 6AM-10AM	27.0	87.8
Monday-Friday 10AM-3PM	20.7	68.8
Monday-Friday 3PM-7PM	18.2	78.0
Monday-Friday 7PM-MID	9.9	57.3

Measurement: 8 weeks per year
 Frequency: 2 reports per year
 Schedule: Apr / May (ADI), Oct / Nov (ADI)
 Type of Report: Standard
 Reported Home Stations: AM:18, FM:10



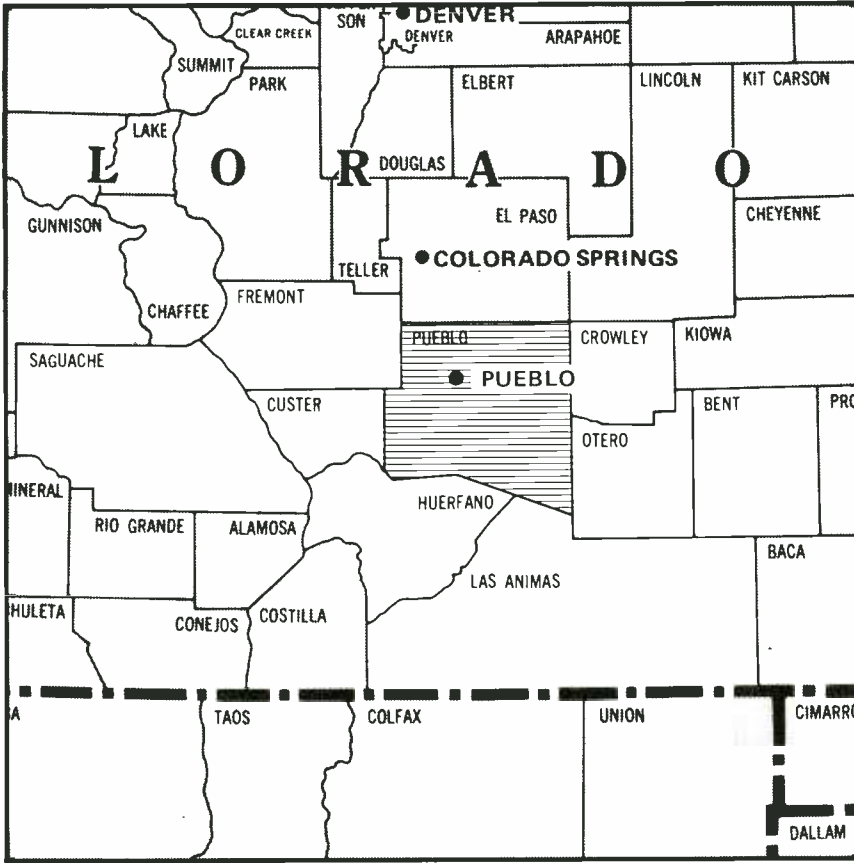
Provo-Orem, UT

Metro Rank:

Metro Population 12 + : 135,500
 Men 18 + : 57,300
 Women 18 + : 60,500
 Teens 12-17: 17,700

METRO AUDIENCE LEVELS	AQH	CUME
Monday-Sunday 6AM-MID	12.9	91.0
Monday-Friday 6AM-10AM	18.1	83.6
Monday-Friday 10AM-3PM	17.0	66.9
Monday-Friday 3PM-7PM	15.3	74.1
Monday-Friday 7PM-MID	7.6	64.5

Measurement: 4 weeks per year
 Frequency: 1 report per year
 Schedule: Apr / May
 Type of Report: Condensed
 Reported Home Stations: AM: 4, FM: 1



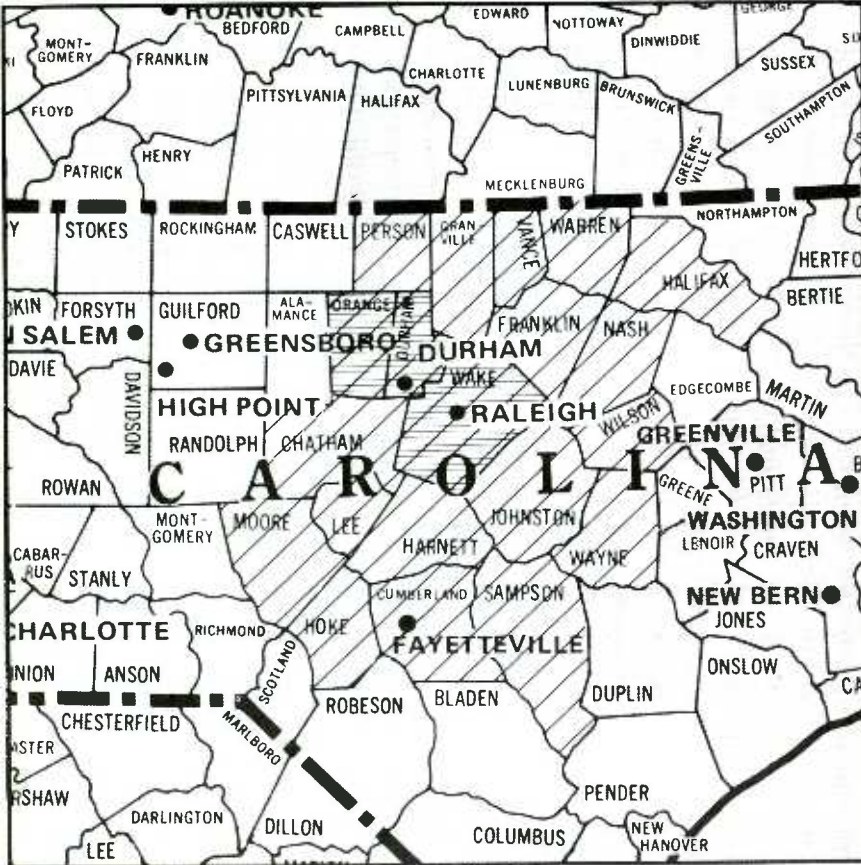
Pueblo

HDHA
 Metro Rank: 171

Metro Population 12 + : 102,000
 Men 18 + : 42,200
 Women 18 + : 45,300
 Teens 12-17: 14,500

METRO AUDIENCE LEVELS	AQH	CUME
Monday-Sunday 6AM-MID	16.2	94.9
Monday-Friday 6AM-10AM	26.5	82.8
Monday-Friday 10AM-3PM	19.4	70.7
Monday-Friday 3PM-7PM	18.3	72.8
Monday-Friday 7PM-MID	7.0	49.2

Measurement: 4 weeks per year
 Frequency: 1 report per year
 Schedule: Apr / May
 Type of Report: Standard
 Reported Home Stations: AM: 6, FM: 4



Raleigh-Durham

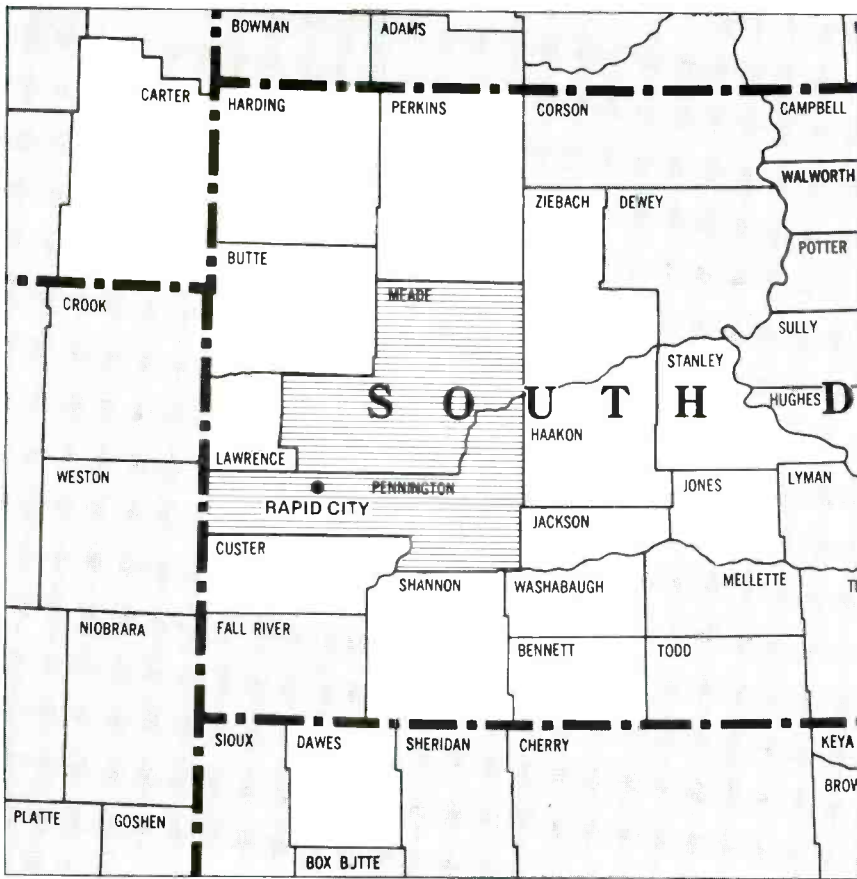
And Raleigh-Durham ADI

HDBA
 Metro Rank: 70

Metro Population 12 + : 429,300
 Men 18 + : 185,100
 Women 18 + : 197,600
 Teens 12-17: 46,600

METRO AUDIENCE LEVELS	AQH	CUME
Monday-Sunday 6AM-MID	14.9	96.0
Monday-Friday 6AM-10AM	21.2	84.2
Monday-Friday 10AM-3PM	13.9	63.2
Monday-Friday 3PM-7PM	15.6	75.8
Monday-Friday 7PM-MID	9.0	58.9

Measurement: 8 weeks per year
 Frequency: 2 reports per year
 Schedule: Apr / May (ADI), Oct / Nov (ADI)
 Type of Report: Standard
 Reported Home Stations: AM: 10, FM: 5



Rapid City, SD

Metro Rank:

Metro Population 12 +:	76,400
Men 18 +:	34,000
Women 18 +:	32,200
Teens 12-17:	10,200

METRO AUDIENCE LEVELS	AQH	CUME
Monday-Sunday 6AM-MID	15.0	93.2
Monday-Friday 6AM-10AM	23.4	84.3
Monday-Friday 10AM-3PM	16.4	68.1
Monday-Friday 3PM-7PM	14.1	69.5
Monday-Friday 7PM-MID	7.8	46.8

Measurement: 4 weeks per year
 Frequency: 1 report per year
 Schedule: Apr / May
 Type of Report: Condensed
 Reported Home Stations: AM: 5, FM: 3



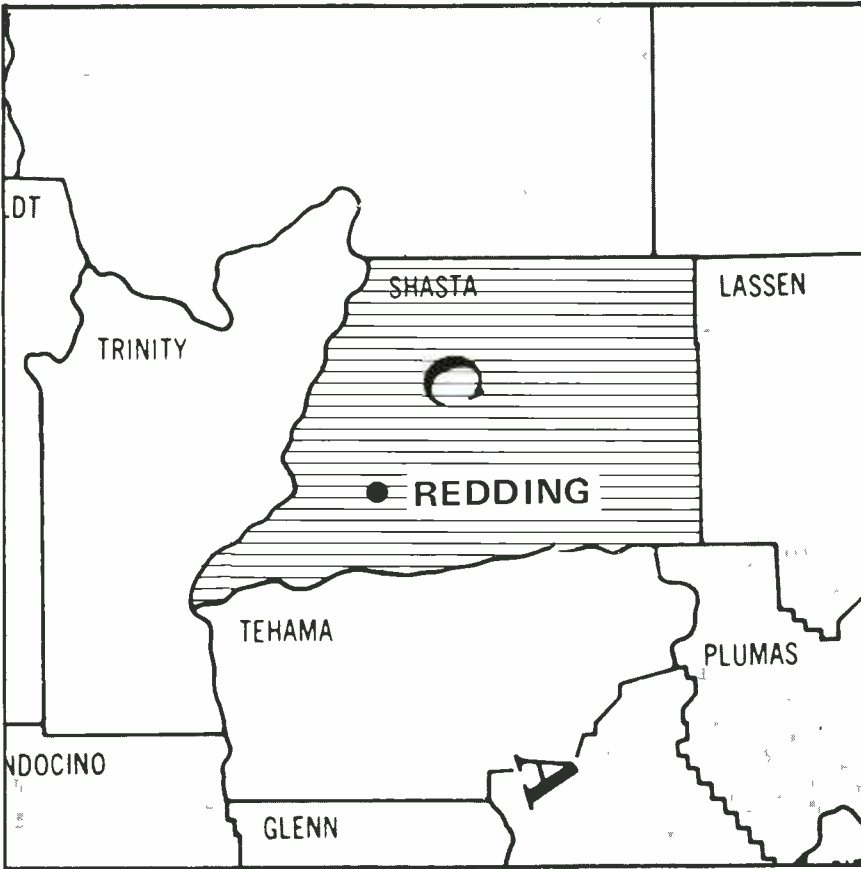
Reading

Metro Rank: 109

Metro Population 12 +:	257,300
Men 18 +:	106,900
Women 18 +:	122,500
Teens 12-17:	27,900

METRO AUDIENCE LEVELS	AQH	CUME
Monday-Sunday 6AM-MID	17.9	96.0
Monday-Friday 6AM-10AM	25.1	80.8
Monday-Friday 10AM-3PM	21.2	67.6
Monday-Friday 3PM-7PM	20.6	80.3
Monday-Friday 7PM-MID	12.1	71.8

Measurement: 4 weeks per year
 Frequency: 1 report per year
 Schedule: Apr / May
 Type of Report: Standard
 Reported Home Stations: AM: 3, FM: 2



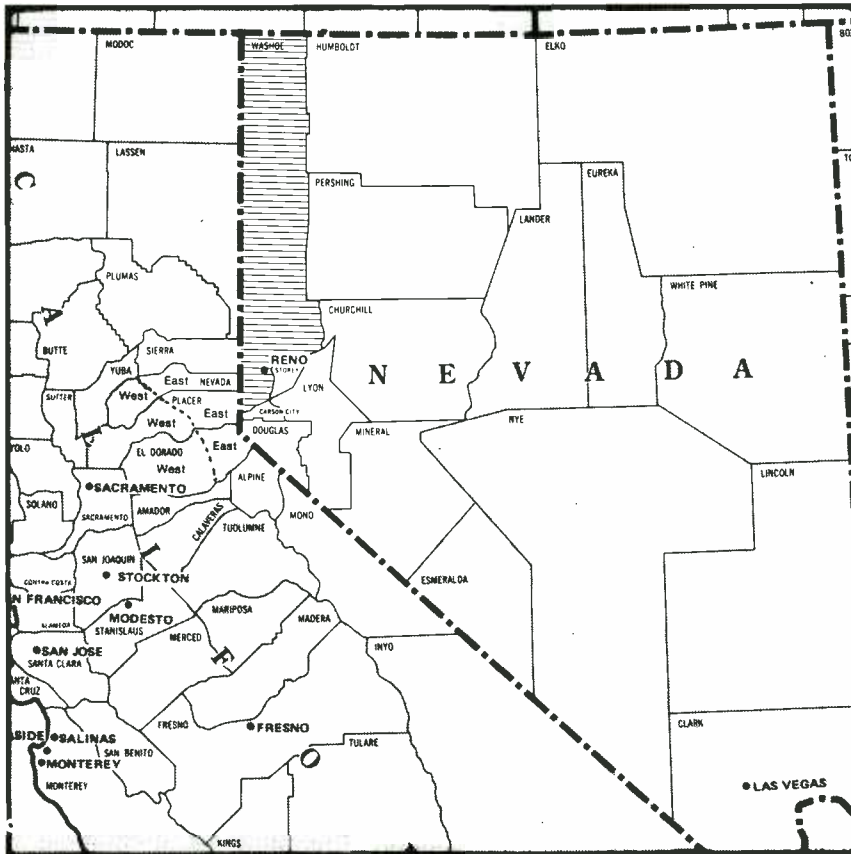
Redding, CA

Metro Rank:

Metro Population 12 + : 86,100
 Men 18 + : 36,100
 Women 18 + : 38,000
 Teens 12-17: 12,000

METRO AUDIENCE LEVELS	AQH	CUME
Monday-Sunday 6AM-MID	14.0	92.5
Monday-Friday 6AM-10AM	19.6	75.3
Monday-Friday 10AM-3PM	17.5	66.3
Monday-Friday 3PM-7PM	14.8	72.3
Monday-Friday 7PM-MID	6.4	46.5

Measurement: 4 weeks per year
 Frequency: 1 report per year
 Schedule: Apr / May
 Type of Report: Condensed
 Reported Home Stations: AM: 6, FM: 0



Reno

Metro Rank: 154

Metro Population 12 + : 143,300
 Men 18 + : 62,400
 Women 18 + : 63,900
 Teens 12-17: 17,000

METRO AUDIENCE LEVELS	AQH	CUME
Monday-Sunday 6AM-MID	16.3	94.4
Monday-Friday 6AM-10AM	25.9	85.4
Monday-Friday 10AM-3PM	20.0	66.1
Monday-Friday 3PM-7PM	18.1	75.6
Monday-Friday 7PM-MID	7.0	48.9

Measurement: 4 weeks per year
 Frequency: 1 report per year
 Schedule: Apr / May
 Type of Report: Standard
 Reported Home Stations: AM: 7, FM: 4



Richland-Kennewick-Pasco

(Tri-Cities)

Metro Rank: 171

Metro Population 12 + : 102,000
 Men 18 + : 42,000
 Women 18 + : 43,800
 Teens 12-17: 16,200

METRO AUDIENCE LEVELS	AQH	CUME
Monday-Sunday 6AM-MID	13.9	93.3
Monday-Friday 6AM-10AM	23.8	84.3
Monday-Friday 10AM-3PM	16.0	64.0
Monday-Friday 3PM-7PM	14.9	72.1
Monday-Friday 7PM-MID	6.1	48.2

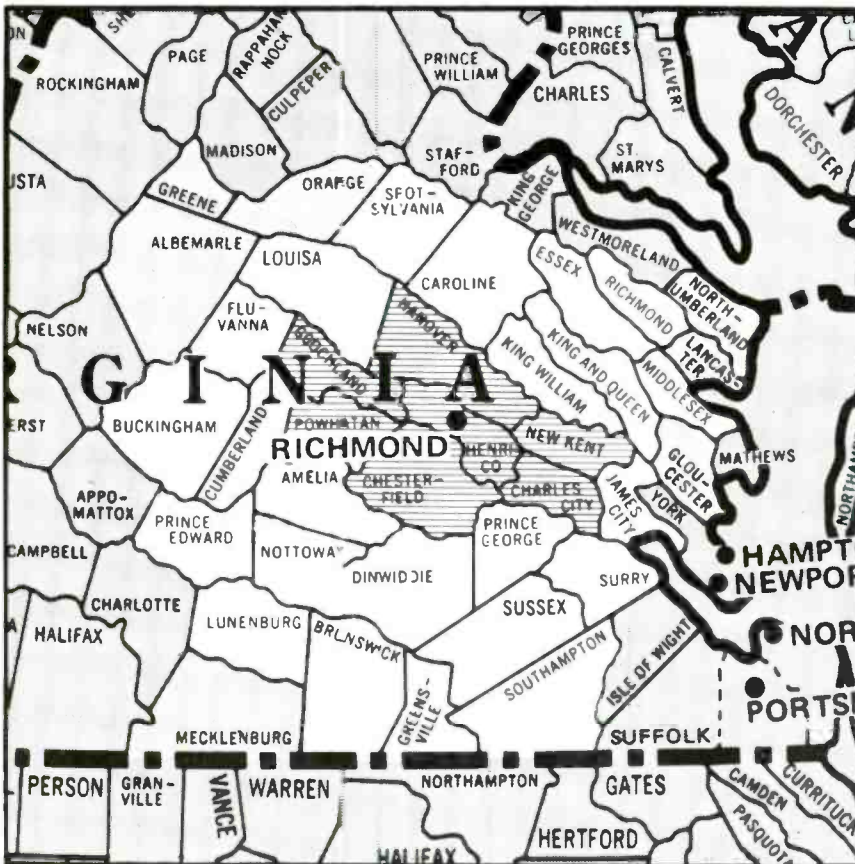
Measurement: 4 weeks per year

Frequency: 1 report per year

Schedule: Apr / May

Type of Report: Standard

Reported Home Stations: AM: 5, FM: 4



Richmond

HDBA

Metro Rank: 58

Metro Population 12 + : 522,000
 Men 18 + : 213,400
 Women 18 + : 244,700
 Teens 12-17: 63,900

METRO AUDIENCE LEVELS	AQH	CUME
Monday-Sunday 6AM-MID	15.6	95.4
Monday-Friday 6AM-10AM	23.1	84.7
Monday-Friday 10AM-3PM	15.3	61.6
Monday-Friday 3PM-7PM	16.9	78.0
Monday-Friday 7PM-MID	8.1	54.9

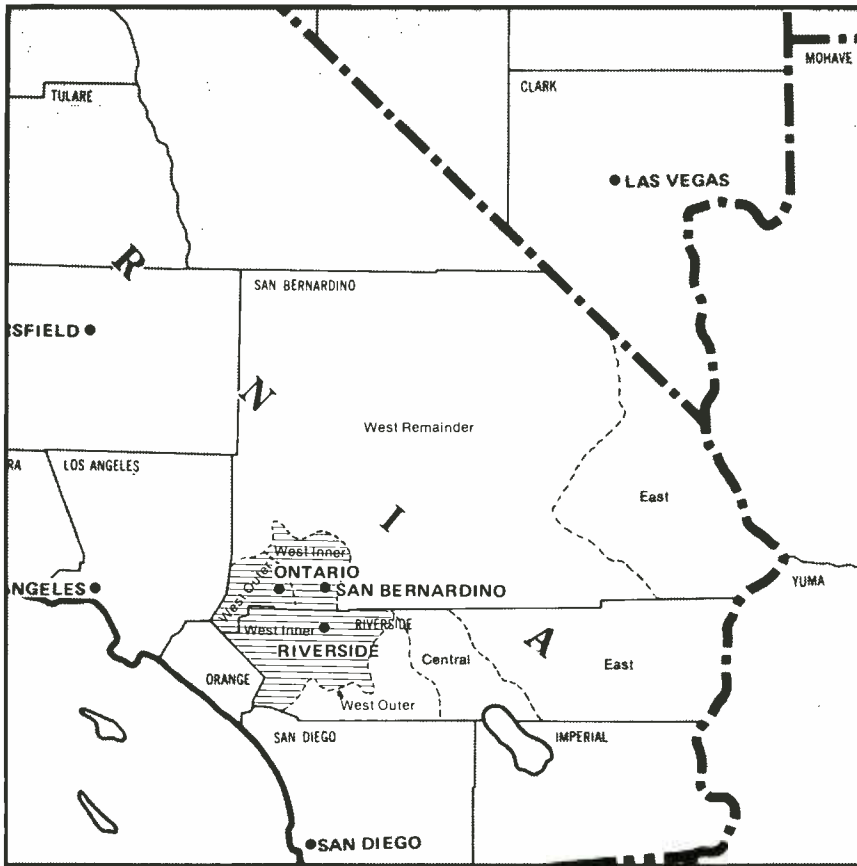
Measurement: 8 weeks per year

Frequency: 2 reports per year

Schedule: Apr / May, Oct / Nov

Type of Report: Standard

Reported Home Stations: AM: 11, FM: 6



Riverside-San Bernardino-Ontario

HDHA

Metro Rank: 35

Metro Population 12 + : 749,700
 Men 18 + : 310,200
 Women 18 + : 343,700
 Teens 12-17: 95,800

METRO AUDIENCE LEVELS	AQH	CUME
Monday-Sunday 6AM-MID	Not Available	
Monday-Friday 6AM-10AM		
Monday-Friday 10AM-3PM		
Monday-Friday 3PM-7PM		
Monday-Friday 7PM-MID		
Measurement: 24 weeks per year		
Frequency: 2 reports per year		
Schedule: Spring, Fall		
Type of Report: Standard		
Reported Home Stations: AM: N/A		
FM: N/A		



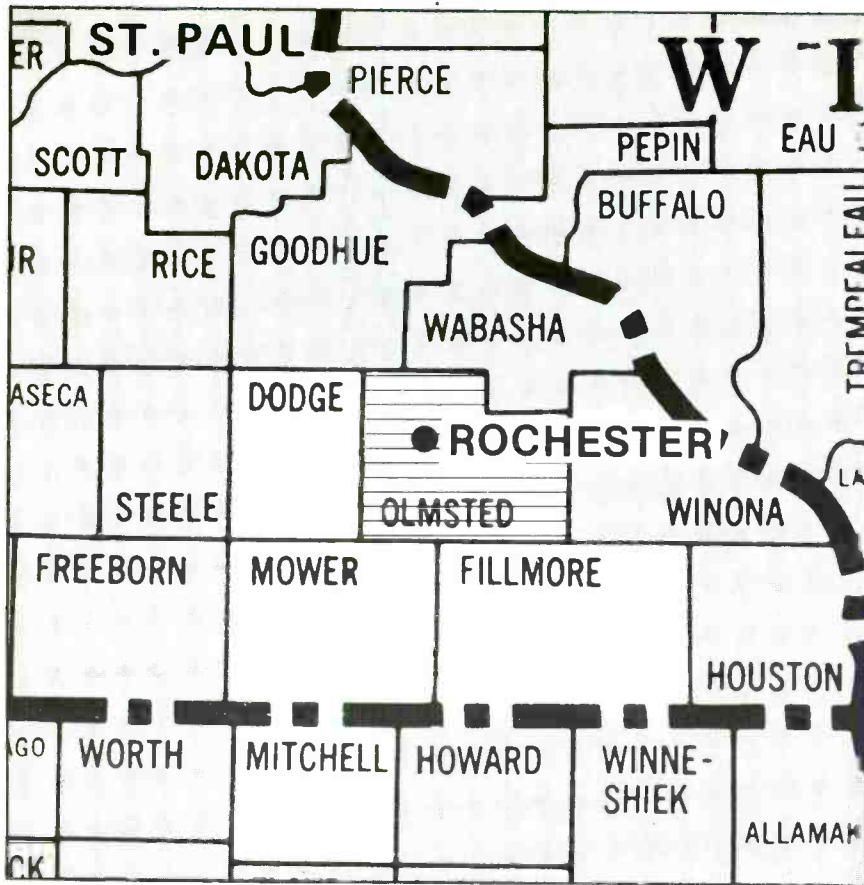
Roanoke

HDBA

Metro Rank: 136

Metro Population 12 + : 192,000
 Men 18 + : 78,200
 Women 18 + : 90,900
 Teens 12-17: 22,900

METRO AUDIENCE LEVELS	AQH	CUME
Monday-Sunday 6AM-MID	15.4	93.4
Monday-Friday 6AM-10AM	21.8	83.3
Monday-Friday 10AM-3PM	15.3	63.3
Monday-Friday 3PM-7PM	17.1	74.2
Monday-Friday 7PM-MID	7.3	54.7
Measurement: 4 weeks per year		
Frequency: 1 report per year		
Schedule: Apr / May		
Type of Report: Standard		
Reported Home Stations: AM: 7, FM: 4		



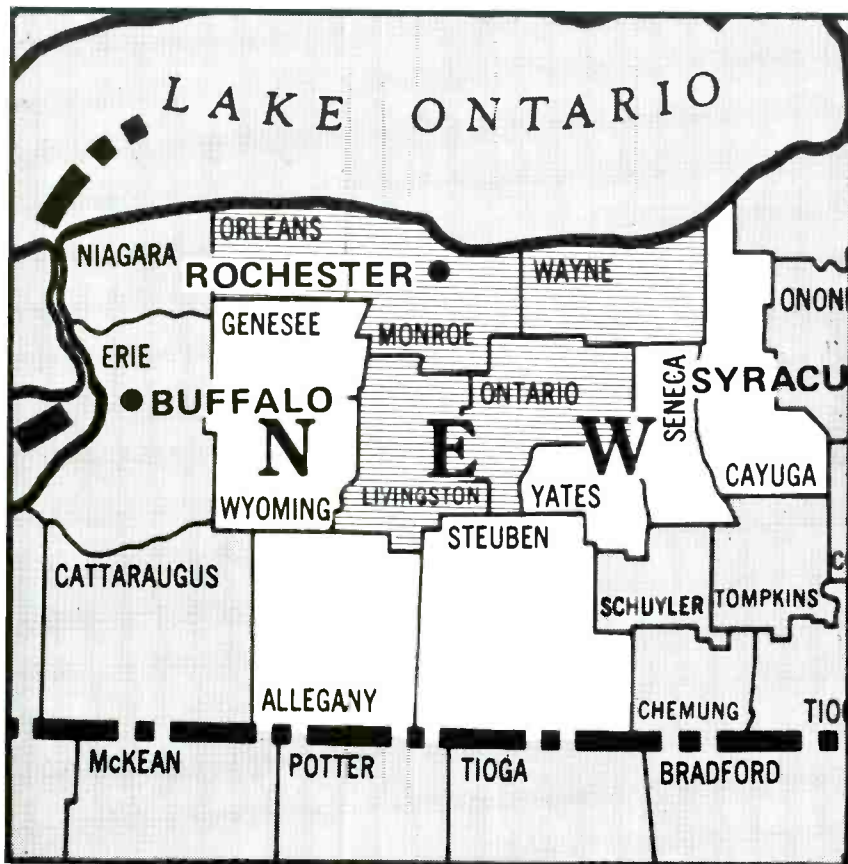
Rochester, MN

Metro Rank:

Metro Population 12 + : 75,900
 Men 18 + : 30,100
 Women 18 + : 36,500
 Teens 12-17: 9,300

METRO AUDIENCE LEVELS	AQH	CUME
Monday-Sunday 6AM-MID	14.2	96.7
Monday-Friday 6AM-10AM	21.3	89.1
Monday-Friday 10AM-3PM	15.1	64.0
Monday-Friday 3PM-7PM	15.1	76.9
Monday-Friday 7PM-MID	9.7	64.7

Measurement: 4 weeks per year
 Frequency: 1 report per year
 Schedule: Apr / May
 Type of Report: Condensed
 Reported Home Stations: AM: 3, FM: 4



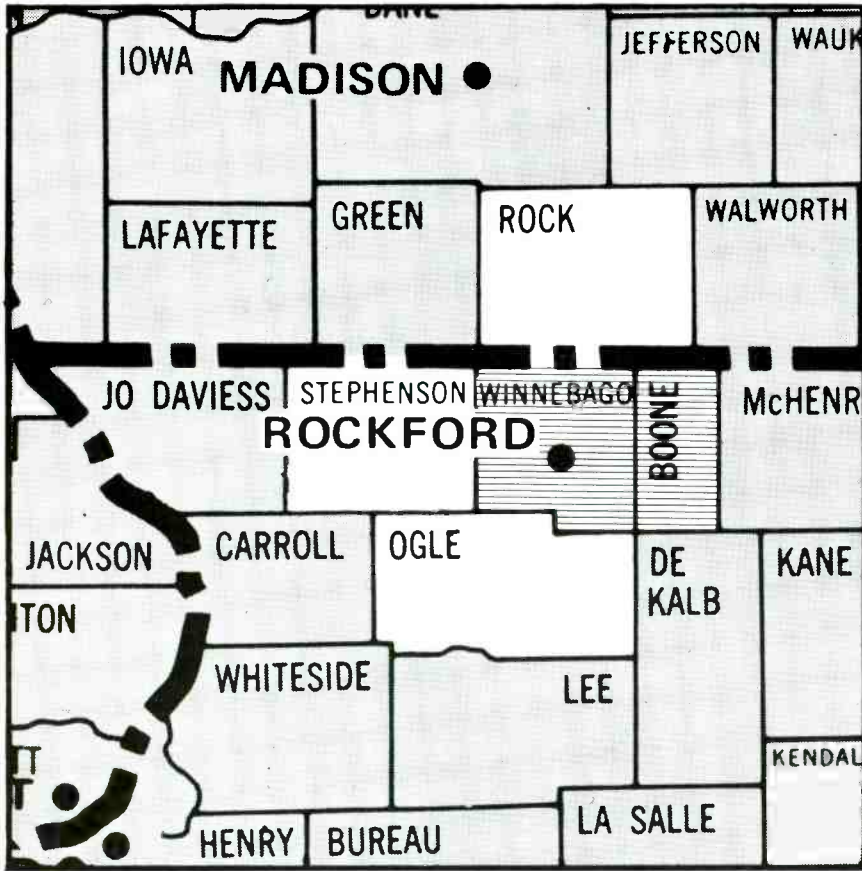
Rochester, NY

Metro Rank: 39

Metro Population 12 + : 801,200
 Men 18 + : 328,500
 Women 18 + : 368,000
 Teens 12-17: 104,700

METRO AUDIENCE LEVELS	AQH	CUME
Monday-Sunday 6AM-MID	15.2	95.5
Monday-Friday 6AM-10AM	21.7	82.2
Monday-Friday 10AM-3PM	17.8	65.7
Monday-Friday 3PM-7PM	16.4	78.3
Monday-Friday 7PM-MID	9.3	59.4

Measurement: 8 weeks per year
 Frequency: 2 reports per year
 Schedule: Apr / May, Oct / Nov
 Type of Report: Standard
 Reported Home Stations: AM: 9, FM: 9



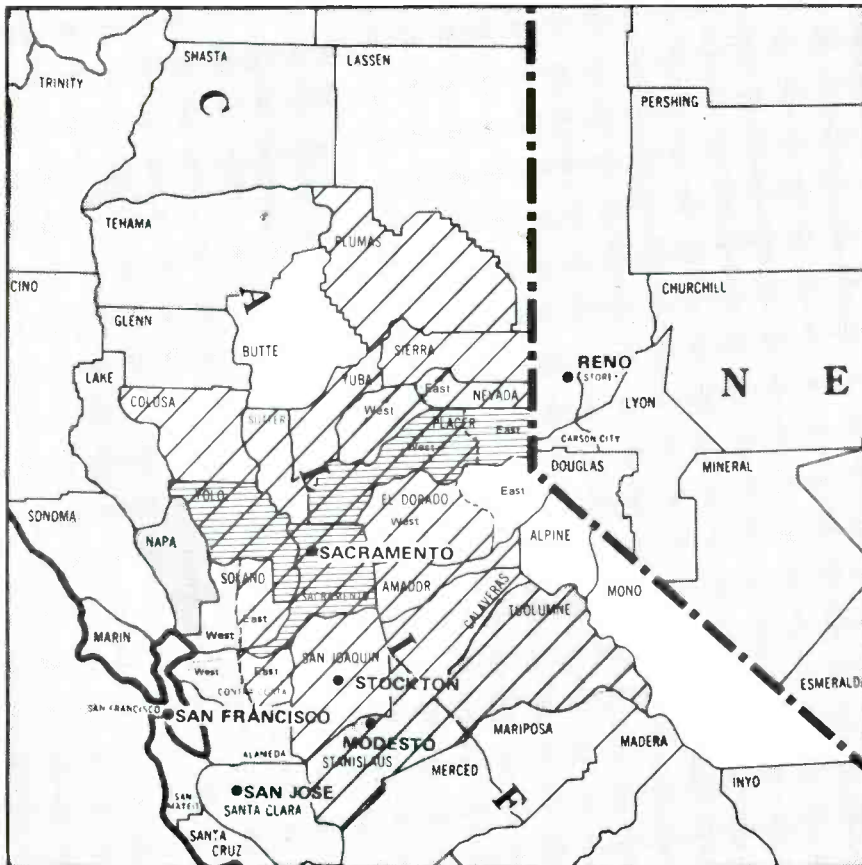
Rockford

Metro Rank: 128

Metro Population 12 + : 219,200
 Men 18 + : 90,500
 Women 18 + : 98,700
 Teens 12-17: 30,000

METRO AUDIENCE LEVELS	AQH	CUME
Monday-Sunday 6AM-MID	14.9	95.8
Monday-Friday 6AM-10AM	25.0	85.0
Monday-Friday 10AM-3PM	17.1	65.2
Monday-Friday 3PM-7PM	15.0	72.2
Monday-Friday 7PM-MID	8.2	57.7

Measurement: 12 weeks per year
 Frequency: 1 report per year
 Schedule: Spring
 Type of Report: Standard
 Reported Home Stations: AM: 4, FM: 5



Sacramento

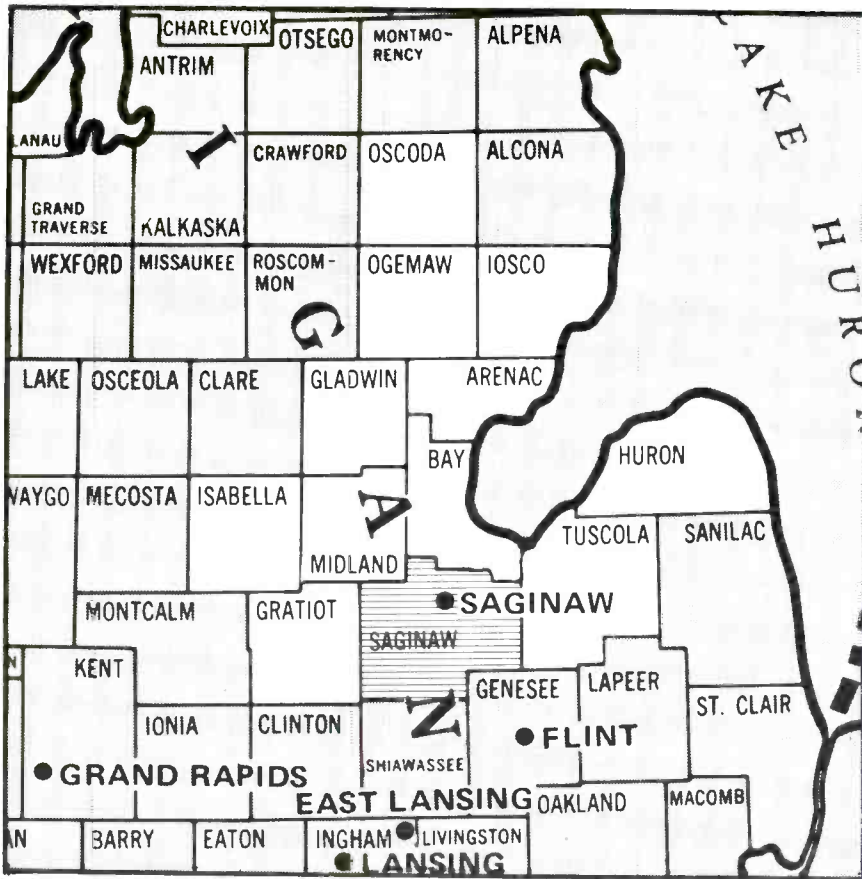
And Sacramento-Stockton ADI

Metro Rank: 38

Metro Population 12 + : 804,300
 Men 18 + : 335,500
 Women 18 + : 359,900
 Teens 12-17: 108,900

METRO AUDIENCE LEVELS	AQH	CUME
Monday-Sunday 6AM-MID	15.2	92.6
Monday-Friday 6AM-10AM	21.8	82.7
Monday-Friday 10AM-3PM	16.5	65.7
Monday-Friday 3PM-7PM	17.4	76.8
Monday-Friday 7PM-MID	9.2	59.6

Measurement: 8 weeks per year
 Frequency: 2 reports per year
 Schedule: Apr / May (ADI), Oct / Nov (ADI)
 Type of Report: Standard
 Reported Home Stations: AM: 9, FM: 11



Saginaw

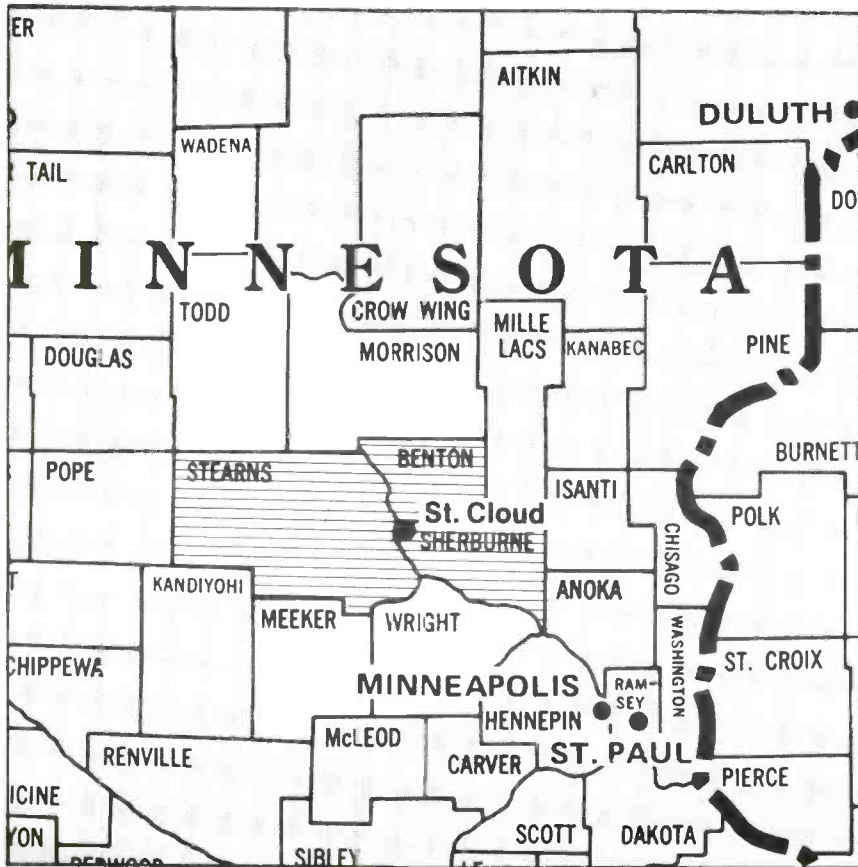
HDBA

Metro Rank: 141

Metro Population 12+ : 181,600
 Men 18+ : 74,200
 Women 18+ : 80,600
 Teens 12-17: 26,800

METRO AUDIENCE LEVELS	AQH	CUME
Monday-Sunday 6AM-MID	15.5	95.8
Monday-Friday 6AM-10AM	20.3	80.5
Monday-Friday 10AM-3PM	20.0	72.8
Monday-Friday 3PM-7PM	18.5	78.4
Monday-Friday 7PM-MID	9.9	61.3

Measurement: 4 weeks per year
 Frequency: 1 report per year
 Schedule: Apr / May
 Type of Report: Standard
 Reported Home Stations: AM: 3, FM: 3



St. Cloud, MN

Metro Rank:

Metro Population 12+ : 132,500
 Men 18+ : 56,800
 Women 18+ : 56,400
 Teens 12-17: 19,300

METRO AUDIENCE LEVELS	AQH	CUME
Monday-Sunday 6AM-MID	Not Available	
Monday-Friday 6AM-10AM		
Monday-Friday 10AM-3PM		
Monday-Friday 3PM-7PM		
Monday-Friday 7PM-MID		

Measurement: 4 weeks per year
 Frequency: 1 report per year
 Schedule: Apr / May
 Type of Report: Condensed
 Reported Home Stations: AM: N/A
 FM: N/A



St. Louis

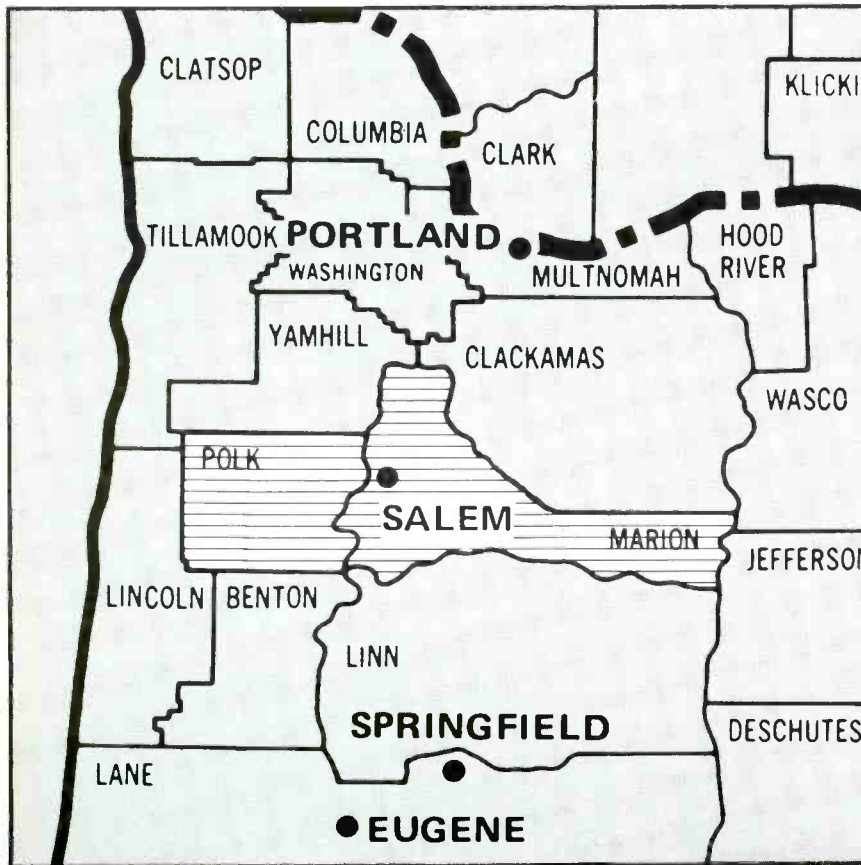
And St. Louis ADI

HDBA
Metro Rank: 12

Metro Population 12 + : 1,973,900
Men 18 + : 792,800
Women 18 + : 911,000
Teens 12-17: 270,100

METRO AUDIENCE LEVELS	AQH	CUME
Monday-Sunday 6AM-MID	16.3	96.8
Monday-Friday 6AM-10AM	23.1	83.1
Monday-Friday 10AM-3PM	16.9	66.1
Monday-Friday 3PM-7PM	18.0	82.6
Monday-Friday 7PM-MID	10.2	61.8

Measurement: 8 weeks per year
Frequency: 2 reports per year
Schedule: Apr/May (ADI), Oct/Nov (ADI)
Type of Report: Standard
Reported Home Stations: AM:14, FM:13



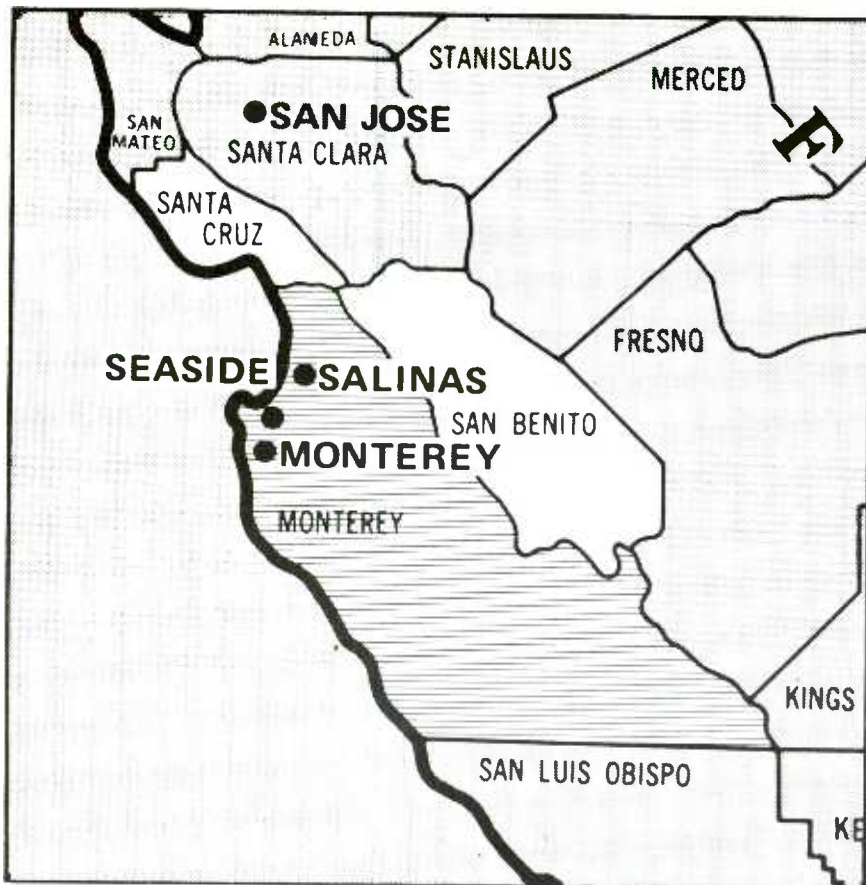
Salem, OR

Metro Rank:

Metro Population 12 + : 194,100
Men 18 + : 80,300
Women 18 + : 89,100
Teens 12-17: 24,700

METRO AUDIENCE LEVELS	AQH	CUME
Monday-Sunday 6AM-MID	14.9	93.7
Monday-Friday 6AM-10AM	23.0	84.5
Monday-Friday 10AM-3PM	17.2	68.1
Monday-Friday 3PM-7PM	16.0	72.7
Monday-Friday 7PM-MID	7.4	54.3

Measurement: 4 weeks per year
Frequency: 1 report per year
Schedule: Apr/May
Type of Report: Condensed
Reported Home Stations: AM: 4, FM: 1



Salinas-Seaside-Monterey

HDHA

Metro Rank: 120

Metro Population 12 + : 234,100
 Men 18 + : 106,700
 Women 18 + : 98,000
 Teens 12-17: 29,400

METRO AUDIENCE LEVELS	AQH	CUME
Monday-Sunday 6AM-MID	16.8	95.9
Monday-Friday 6AM-10AM	22.4	81.0
Monday-Friday 10AM-3PM	22.1	73.9
Monday-Friday 3PM-7PM	18.2	78.7
Monday-Friday 7PM-MID	10.9	59.8

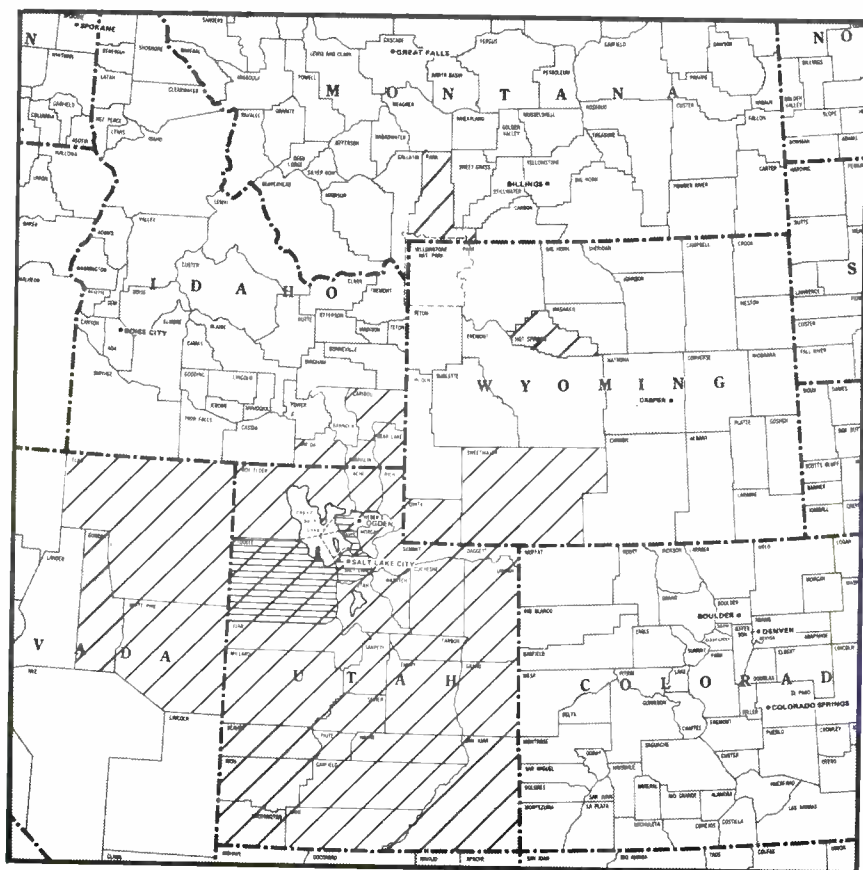
Measurement: 8 weeks per year

Frequency: 2 reports per year

Schedule: Apr/May, Oct/Nov

Type of Report: Standard

Reported Home Stations: AM: 6, FM: 6



Salt Lake City-Ogden

And Salt Lake City ADI

Metro Rank: 49

Metro Population 12 + : 652,200
 Men 18 + : 270,700
 Women 18 + : 289,300
 Teens 12-17: 96,200

METRO AUDIENCE LEVELS	AQH	CUME
Monday-Sunday 6AM-MID	14.4	94.9
Monday-Friday 6AM-10AM	22.2	83.7
Monday-Friday 10AM-3PM	17.2	67.7
Monday-Friday 3PM-7PM	16.1	79.4
Monday-Friday 7PM-MID	7.6	56.3

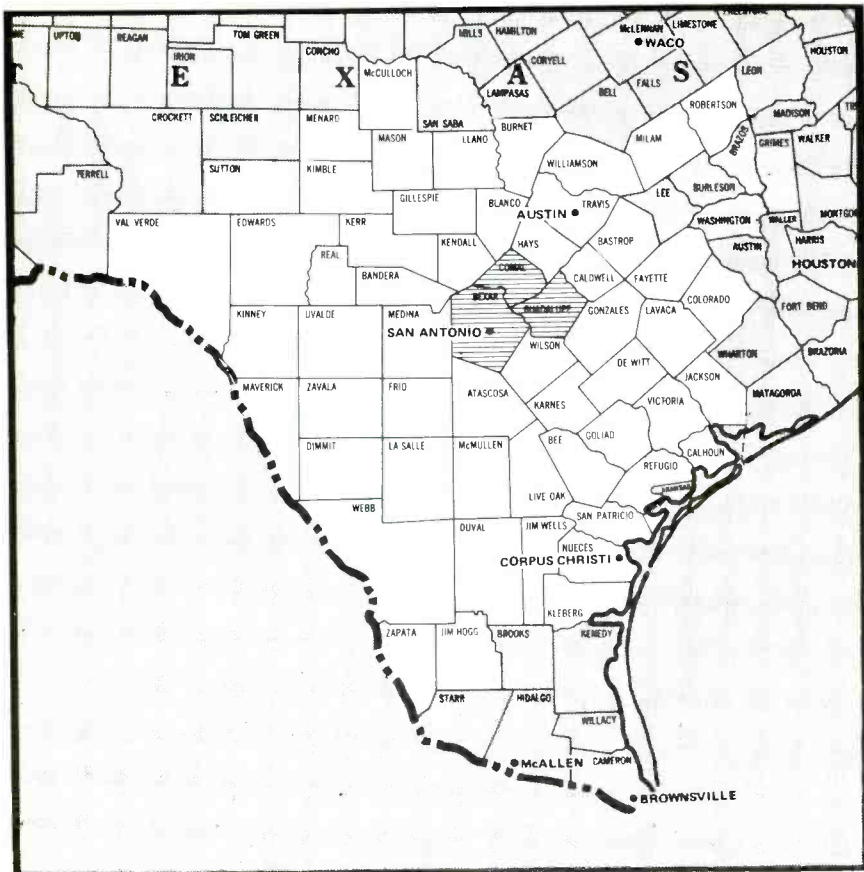
Measurement: 8 weeks per year

Frequency: 2 reports per year

Schedule: Apr/May (ADI), Oct/Nov (ADI)

Type of Report: Standard

Reported Home Stations: AM:14, FM:10



San Antonio

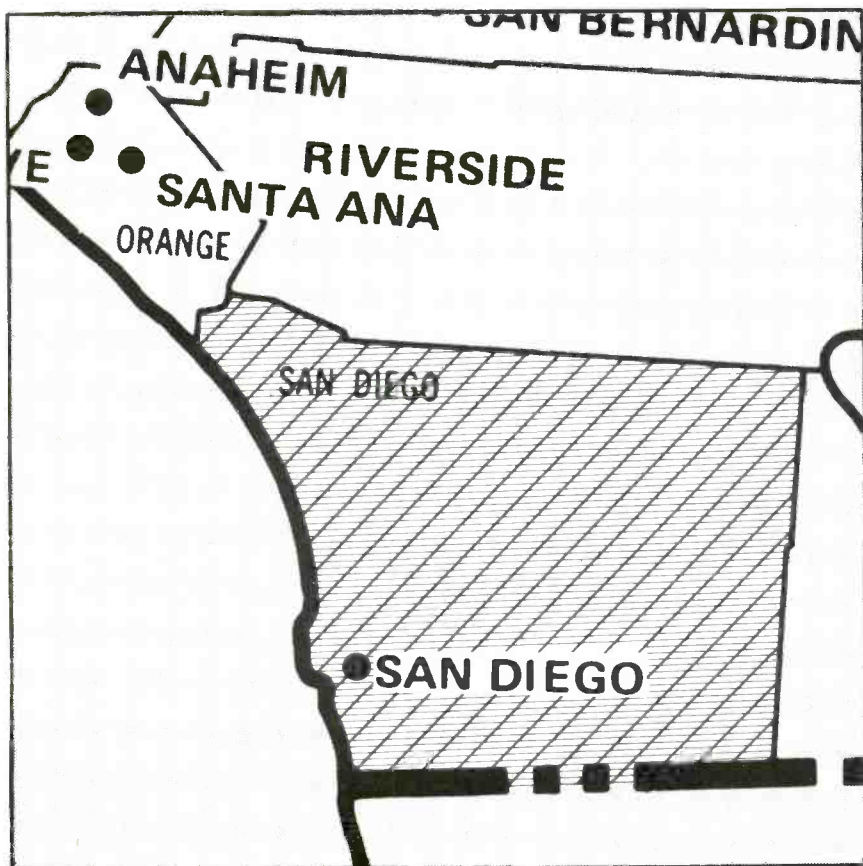
HDHA

Metro Rank: 37

Metro Population 12 + : 813,500
 Men 18 + : 332,200
 Women 18 + : 365,600
 Teens 12-17: 115,700

METRO AUDIENCE LEVELS	AQH	CUME
Monday-Sunday 6AM-MID	18.0	93.1
Monday-Friday 6AM-10AM	25.1	80.7
Monday-Friday 10AM-3PM	19.9	63.7
Monday-Friday 3PM-7PM	20.5	75.6
Monday-Friday 7PM-MID	9.2	53.2

Measurement: 8 weeks per year
 Frequency: 2 reports per year
 Schedule: Apr / May, Oct / Nov
 Type of Report: Standard
 Reported Home Stations: AM:15, FM:10



San Diego

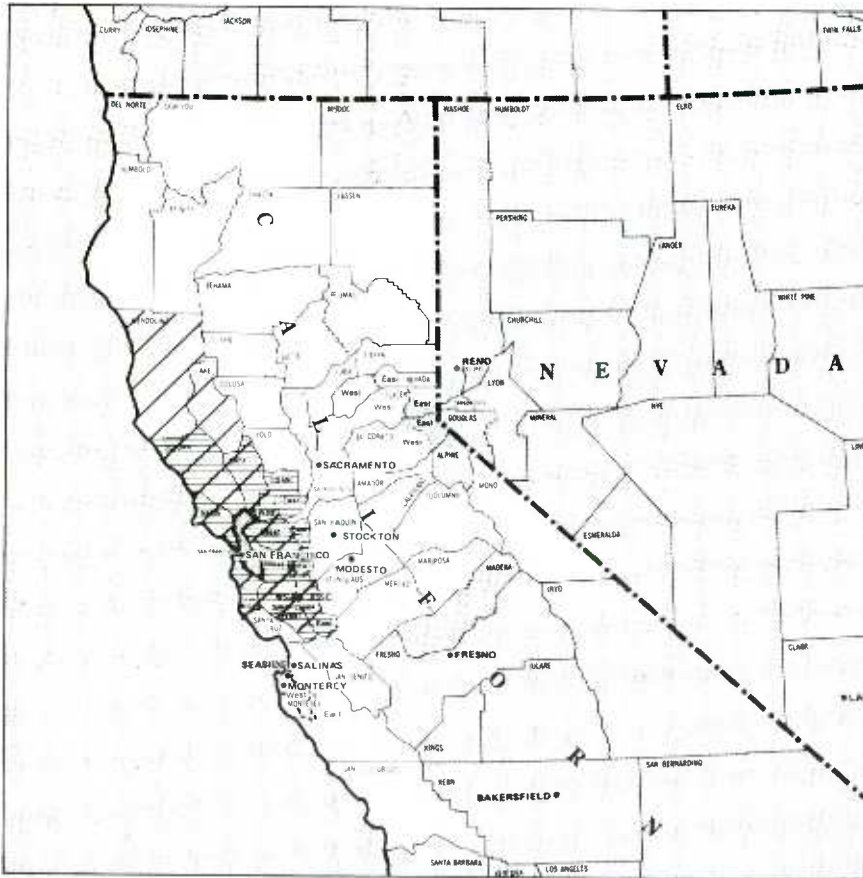
And San Diego ADI

Metro Rank: 20

Metro Population 12 + : 1,510,900
 Men 18 + : 678,900
 Women 18 + : 656,100
 Teens 12-17: 175,900

METRO AUDIENCE LEVELS	AQH	CUME
Monday-Sunday 6AM-MID	17.3	95.5
Monday-Friday 6AM-10AM	23.1	84.8
Monday-Friday 10AM-3PM	20.2	71.8
Monday-Friday 3PM-7PM	18.9	78.4
Monday-Friday 7PM-MID	11.1	65.9

Measurement: 48 weeks per year
 Frequency: 4 reports per year
 Schedule: Spring (ADI), Summer (ADI)
 Fall (ADI), Winter (ADI)
 Type of Report: Standard
 Reported Home Stations: AM: 8, FM: 14



San Francisco

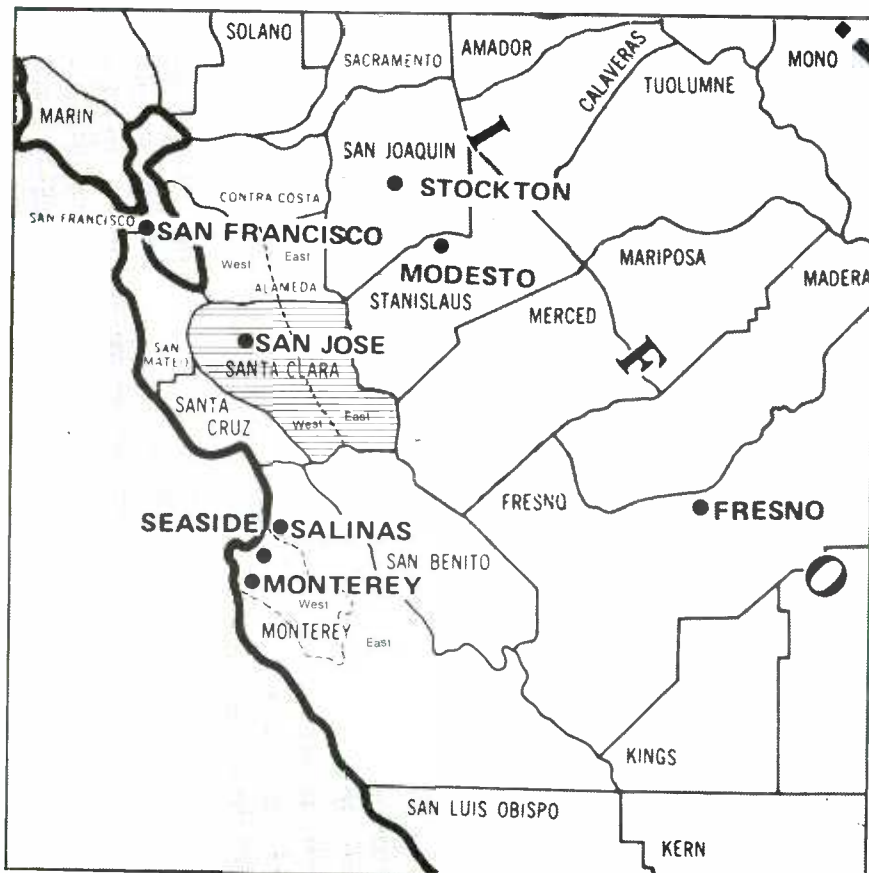
And San Francisco ADI

HDBA & HDHA
Metro Rank: 4

Metro Population 12 + : 4,310,400
Men 18 + : 1,839,700
Women 18 + : 1,969,400
Teens 12-17: 501,300

METRO AUDIENCE LEVELS	AQH	CUME
Monday-Sunday 6AM-MID	16.4	95.3
Monday-Friday 6AM-10AM	22.0	82.6
Monday-Friday 10AM-3PM	17.6	66.7
Monday-Friday 3PM-7PM	18.8	79.2
Monday-Friday 7PM-MID	10.8	64.6

Measurement: 16 weeks per year
Frequency: 4 reports per year
Schedule: Jan / Feb (ADI), Apr / May (ADI),
Jul / Aug (ADI), Oct / Nov (ADI)
Type of Report: Standard
Reported Home Stations: AM:20, FM:26



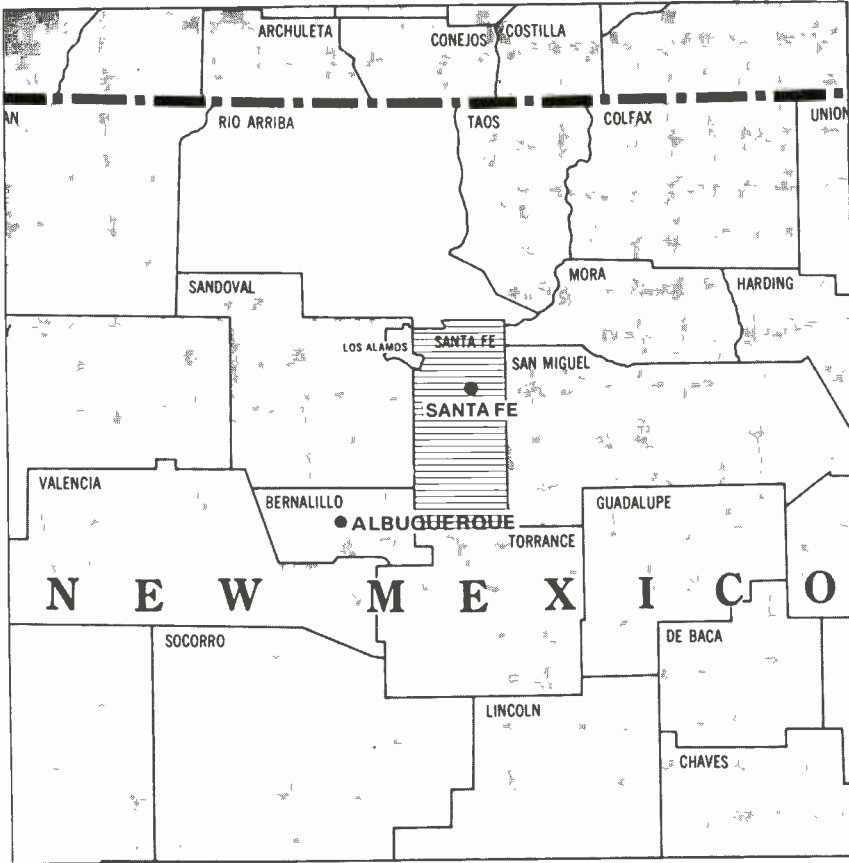
San Jose

HDHA
Metro Rank: 30

Metro Population 12 + : 1,046,300
Men 18 + : 443,100
Women 18 + : 466,400
Teens 12-17: 136,800

METRO AUDIENCE LEVELS	AQH	CUME
Monday-Sunday 6AM-MID	15.3	94.6
Monday-Friday 6AM-10AM	21.6	82.2
Monday-Friday 10AM-3PM	16.7	65.5
Monday-Friday 3PM-7PM	17.9	79.0
Monday-Friday 7PM-MID	9.9	63.7

Measurement: 12 weeks per year
Frequency: 3 reports per year
Schedule: Jan / Feb, Apr / May, Oct / Nov
Type of Report: Standard
Reported Home Stations: AM: 7, FM: 9



Santa Fe, NM

HDBA

Metro Rank:

Metro Population 12 + : 54,200
 Men 18 + : 22,200
 Women 18 + : 24,300
 Teens 12-17 : 7,700

METRO AUDIENCE LEVELS	AOH	CUME
Monday-Sunday 6AM-MID	14.1	92.9
Monday-Friday 6AM-10AM	20.8	75.1
Monday-Friday 10AM-3PM	16.1	66.2
Monday-Friday 3PM-7PM	15.8	73.8
Monday-Friday 7PM-MID	8.5	50.8

Measurement: 4 weeks per year

Frequency: 1 report per year

Schedule: Apr / May

Type of Report: Condensed

Reported Home Stations: AM: 3, FM: 1



Santa Rosa, CA

Metro Rank:

Metro Population 12 + : 233,800
 Men 18 + : 97,300
 Women 18 + : 108,300
 Teens 12-17 : 28,200

METRO AUDIENCE LEVELS	AOH	CUME
Monday-Sunday 6AM-MID	Not Available	
Monday-Friday 6AM-10AM		
Monday-Friday 10AM-3PM		
Monday-Friday 3PM-7PM		
Monday-Friday 7PM-MID		

Measurement: 8 weeks per year

Frequency: 2 reports per year

Schedule: Apr / May, Oct / Nov

Type of Report: Condensed

Reported Home Stations: AM: N/A
 FM: N/A



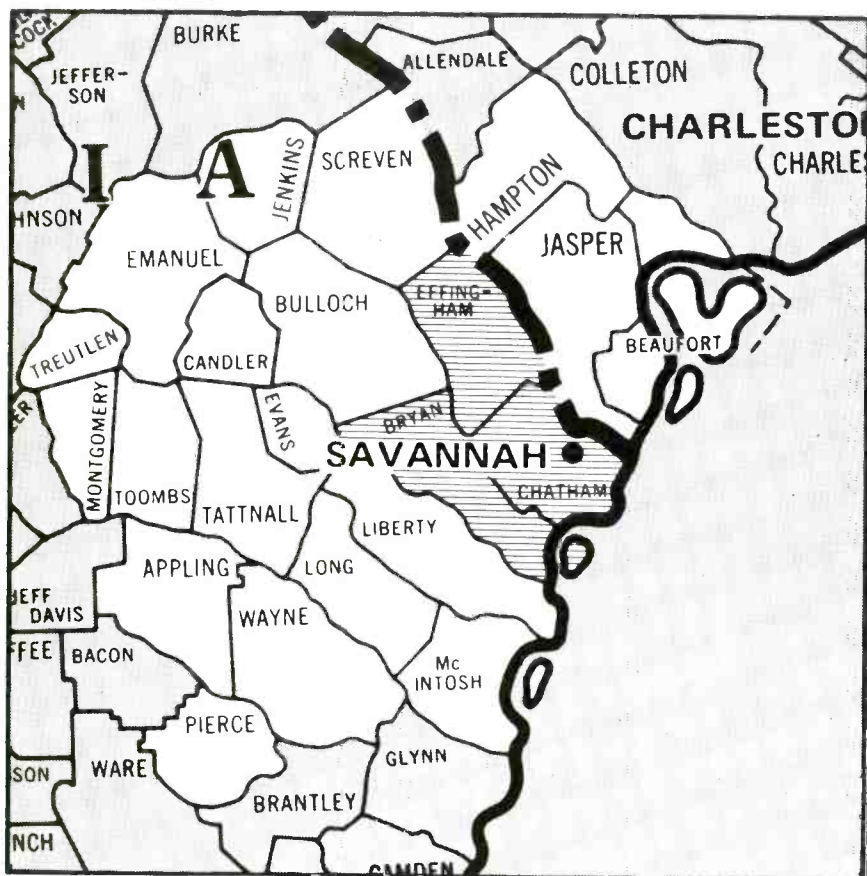
Sarasota-Bradenton

Metro Rank: 104

Metro Population 12 +: 273,600
 Men 18+: 114,000
 Women 18+: 138,000
 Teens 12-17: 21,600

METRO AUDIENCE LEVELS	AQH	CUME
Monday-Sunday 6AM-MID	15.4	93.6
Monday-Friday 6AM-10AM	20.7	79.8
Monday-Friday 10AM-3PM	20.9	73.3
Monday-Friday 3PM-7PM	15.2	70.9
Monday-Friday 7PM-MID	6.4	46.4

Measurement: 4 weeks per year
 Frequency: 1 report per year
 Schedule: Apr / May
 Type of Report: Standard
 Reported Home Stations: AM: 8, FM: 4



Savannah

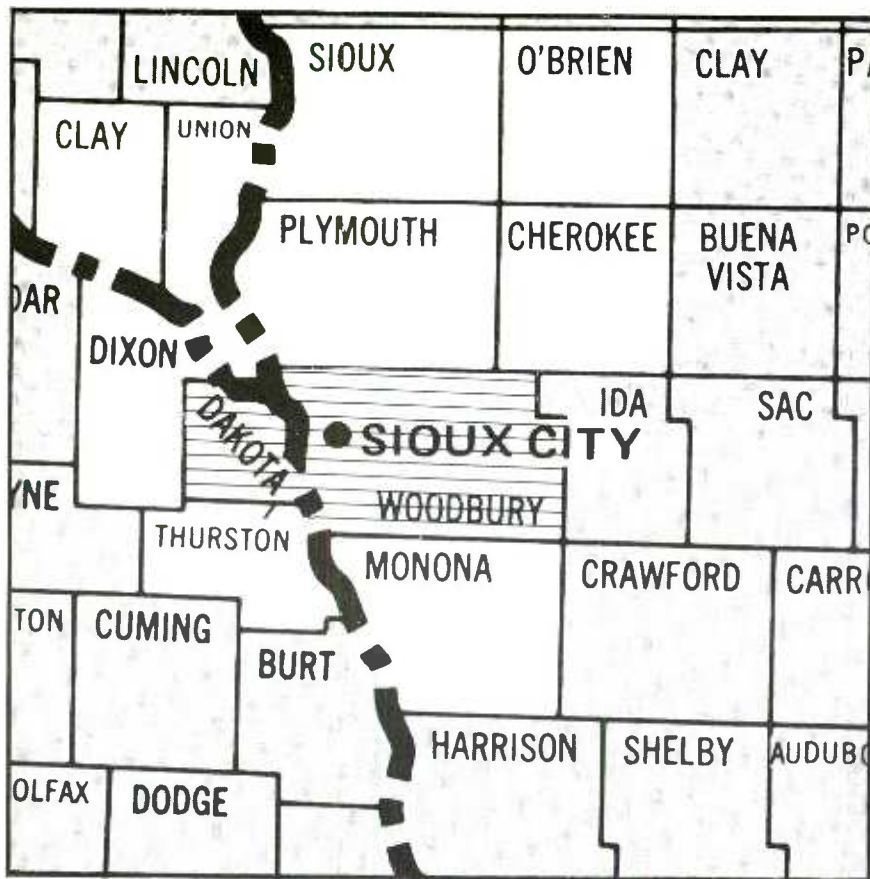
HDBA

Metro Rank: 142

Metro Population 12 +: 177,400
 Men 18+: 71,900
 Women 18+: 81,500
 Teens 12-17: 24,000

METRO AUDIENCE LEVELS	AQH	CUME
Monday-Sunday 6AM-MID	17.0	94.0
Monday-Friday 6AM-10AM	20.7	77.6
Monday-Friday 10AM-3PM	17.7	69.3
Monday-Friday 3PM-7PM	19.0	75.2
Monday-Friday 7PM-MID	10.4	52.1

Measurement: 4 weeks per year
 Frequency: 1 report per year
 Schedule: Apr / May
 Type of Report: Standard
 Reported Home Stations: AM: 7, FM: 6



Sioux City, IA

Metro Rank:

Metro Population 12 + : 99,800
 Men 18 + : 39,900
 Women 18 + : 46,100
 Teens 12-17: 13,800

METRO AUDIENCE LEVELS	AQH	CUME
Monday-Sunday 6AM-MID	17.7	95.5
Monday-Friday 6AM-10AM	26.7	84.4
Monday-Friday 10AM-3PM	21.2	70.8
Monday-Friday 3PM-7PM	18.1	80.8
Monday-Friday 7PM-MID	10.0	57.8

Measurement: 4 weeks per year
 Frequency: 1 report per year
 Schedule: Apr / May
 Type of Report: Condensed
 Reported Home Stations: AM: 3, FM: 2



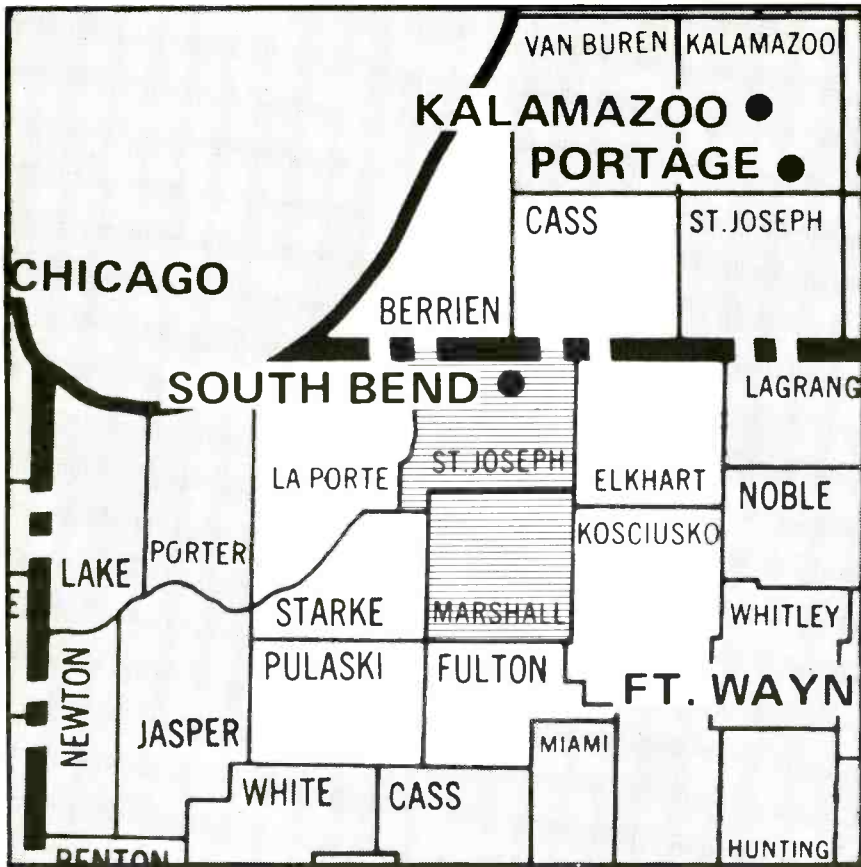
Sioux Falls, SD

Metro Rank: 173

Metro Population 12 + : 86,800
 Men 18 + : 34,800
 Women 18 + : 40,100
 Teens 12-17: 11,900

METRO AUDIENCE LEVELS	AQH	CUME
Monday-Sunday 6AM-MID	15.6	94.3
Monday-Friday 6AM-10AM	25.2	83.4
Monday-Friday 10AM-3PM	16.8	65.4
Monday-Friday 3PM-7PM	15.6	74.2
Monday-Friday 7PM-MID	7.2	56.8

Measurement: 4 weeks per year
 Frequency: 1 report per year
 Schedule: Apr / May
 Type of Report: Standard
 Reported Home Stations: AM: 5, FM: 4



South Bend

Metro Rank: 122

Metro Population 12 + : 228,800

Men 18 + : 95,600

Women 18 + : 102,800

Teens 12-17: 30,400

METRO AUDIENCE LEVELS	AQH	CUME
Monday-Sunday 6AM-MID	17.6	96.8
Monday-Friday 6AM-10AM	22.7	82.4
Monday-Friday 10AM-3PM	20.8	65.5
Monday-Friday 3PM-7PM	18.2	77.1
Monday-Friday 7PM-MID	10.7	59.0

Measurement: 12 weeks per year

Frequency: 1 report per year

Schedule: Spring

Type of Report: Standard

Reported Home Stations: AM: 4, FM: 5



Spokane

Metro Rank: 106

Metro Population 12 + : 267,100

Men 18 + : 110,900

Women 18 + : 122,000

Teens 12-17: 34,200

METRO AUDIENCE LEVELS	AQH	CUME
Monday-Sunday 6AM-MID	15.5	93.4
Monday-Friday 6AM-10AM	25.2	84.7
Monday-Friday 10AM-3PM	18.8	63.6
Monday-Friday 3PM-7PM	17.0	73.4
Monday-Friday 7PM-MID	7.5	54.1

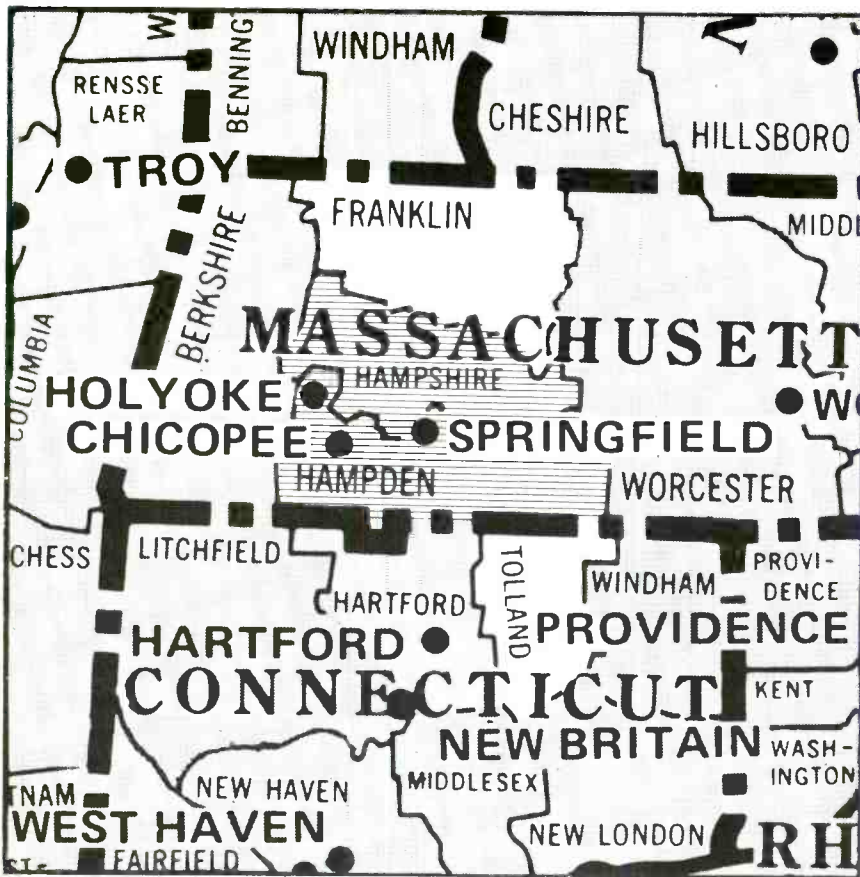
Measurement: 8 weeks per year

Frequency: 2 reports per year

Schedule: Apr / May, Oct / Nov

Type of Report: Standard

Reported Home Stations: AM: 9, FM: 6



Springfield-Chicopee-Holyoke

Metro Rank: 62

Metro Population 12 +: 682,300
 Men 18 +: 68,900
 Women 18 +: 84,800
 Teens 12-17: 528,600

METRO AUDIENCE LEVELS	AQH	CUME
Monday-Sunday 6AM-MID	17.9	96.3
Monday-Friday 6AM-10AM	25.8	85.1
Monday-Friday 10AM-3PM	20.1	69.7
Monday-Friday 3PM-7PM	19.8	81.9
Monday-Friday 7PM-MID	10.8	61.4

Measurement: 8 weeks per year
 Frequency: 2 reports per year
 Schedule: Apr / May, Oct / Nov
 Type of Report: Standard
 Reported Home Stations: AM: 10, FM: 4



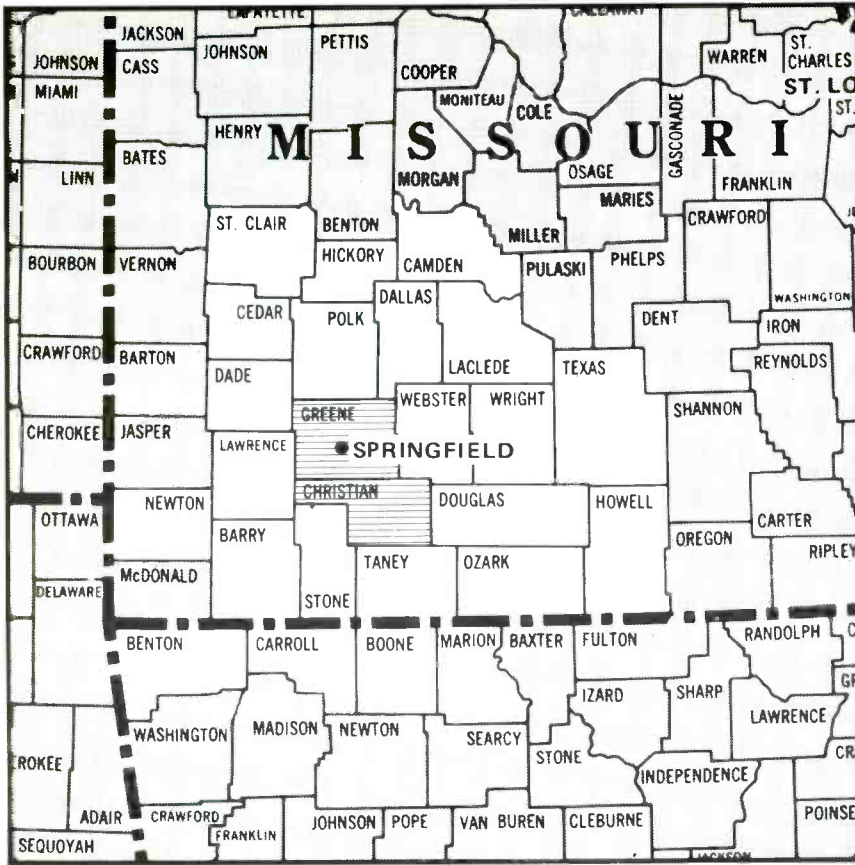
Springfield, IL

Metro Rank:

Metro Population 12 +: 155,500
 Men 18 +: 57,000
 Women 18 +: 70,600
 Teens 12-17: 27,900

METRO AUDIENCE LEVELS	AQH	CUME
Monday-Sunday 6AM-MID	16.6	95.7
Monday-Friday 6AM-10AM	29.6	88.0
Monday-Friday 10AM-3PM	19.7	66.9
Monday-Friday 3PM-7PM	18.0	75.0
Monday-Friday 7PM-MID	8.3	55.4

Measurement: 4 weeks per year
 Frequency: 1 report per year
 Schedule: Apr / May
 Type of Report: Condensed
 Reported Home Stations: AM: 3, FM: 2



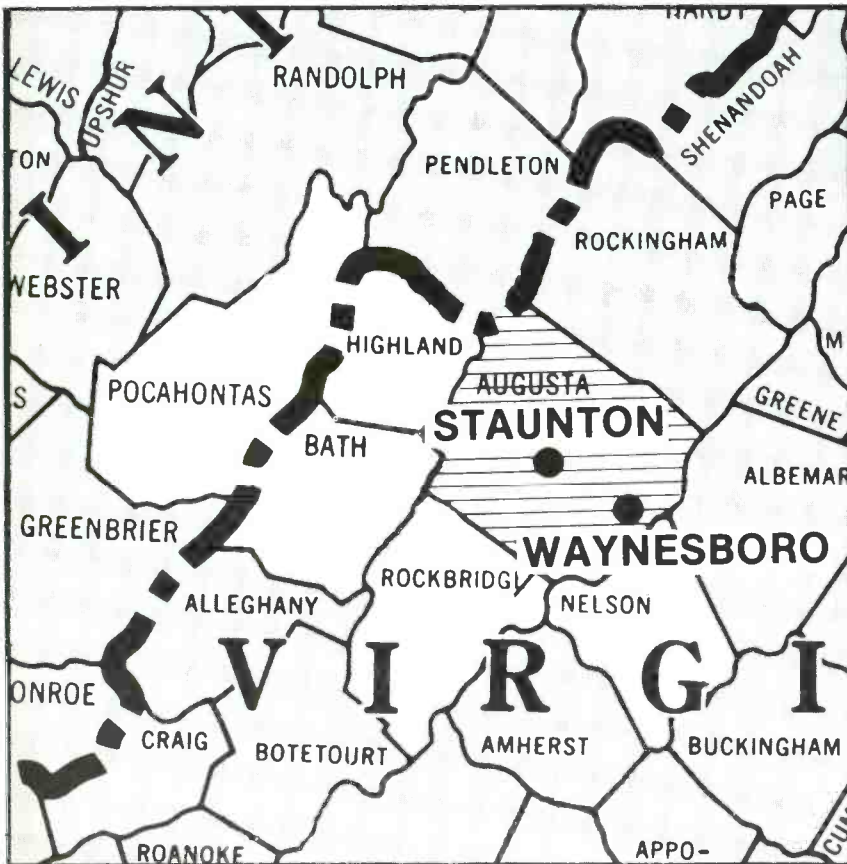
Springfield, MO

Metro Rank: 144

Metro Population 12 + : 169,100
 Men 18 + : 70,100
 Women 18 + : 80,700
 Teens 12-17: 18,300

METRO AUDIENCE LEVELS	AQH	CUME
Monday-Sunday 6AM-MID	15.8	96.5
Monday-Friday 6AM-10AM	24.8	84.4
Monday-Friday 10AM-3PM	16.1	68.1
Monday-Friday 3PM-7PM	16.1	78.0
Monday-Friday 7PM-MID	8.7	53.9

Measurement: 4 weeks per year
 Frequency: 1 report per year
 Schedule: Apr / May
 Type of Report: Standard
 Reported Home Stations: AM: 6, FM: 4



Staunton-Waynesboro, VA

Metro Rank:

Metro Population 12 + : 78,100
 Men 18 + : 32,300
 Women 18 + : 36,200
 Teens 12-17: 9,600

METRO AUDIENCE LEVELS	AQH	CUME
Monday-Sunday 6AM-MID	14.6	96.8
Monday-Friday 6AM-10AM	26.3	90.4
Monday-Friday 10AM-3PM	13.6	59.7
Monday-Friday 3PM-7PM	14.1	73.4
Monday-Friday 7PM-MID	5.9	47.1

Measurement: 4 weeks per year
 Frequency: 1 report per year
 Schedule: Apr / May
 Type of Report: Condensed
 Reported Home Stations: AM: 5, FM: 1



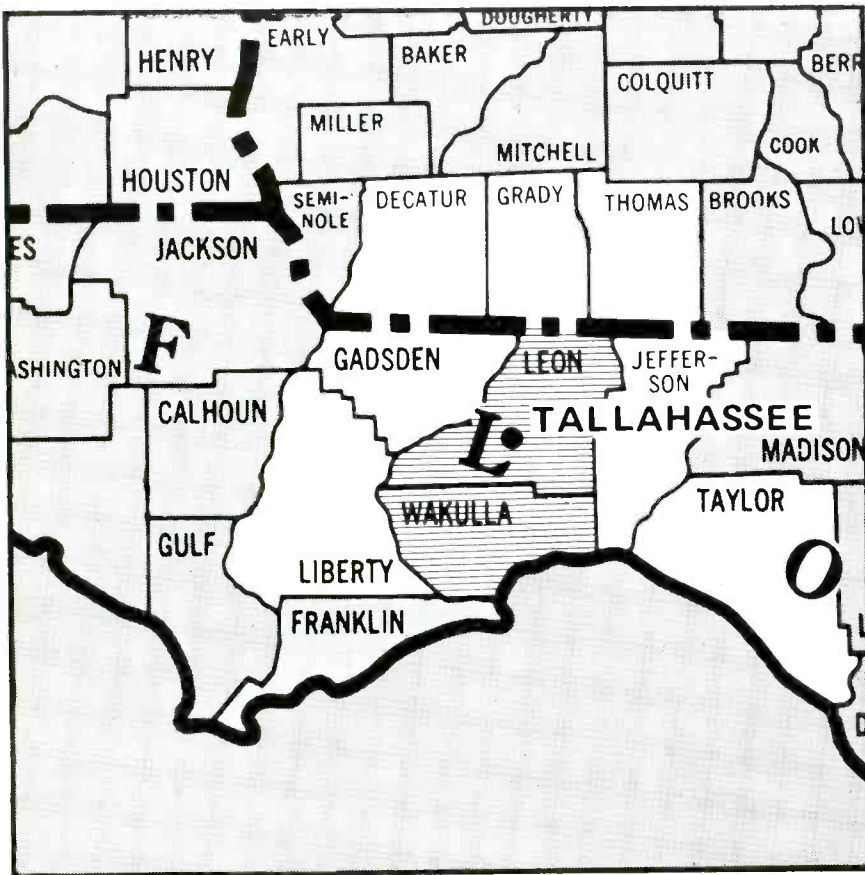
Syracuse

Metro Rank: 57

Metro Population 12 + : 528,700
 Men 18 + : 217,300
 Women 18 + : 239,900
 Teens 12-17: 71,500

METRO AUDIENCE LEVELS	AQH	CUME
Monday-Sunday 6AM-MID	16.0	94.1
Monday-Friday 6AM-10AM	23.9	83.7
Monday-Friday 10AM-3PM	19.1	66.4
Monday-Friday 3PM-7PM	16.9	74.6
Monday-Friday 7PM-MID	8.7	60.8

Measurement: 8 weeks per year
 Frequency: 2 reports per year
 Schedule: Apr / May, Oct / Nov
 Type of Report: Standard
 Reported Home Stations: AM:11, FM:10



Tallahassee

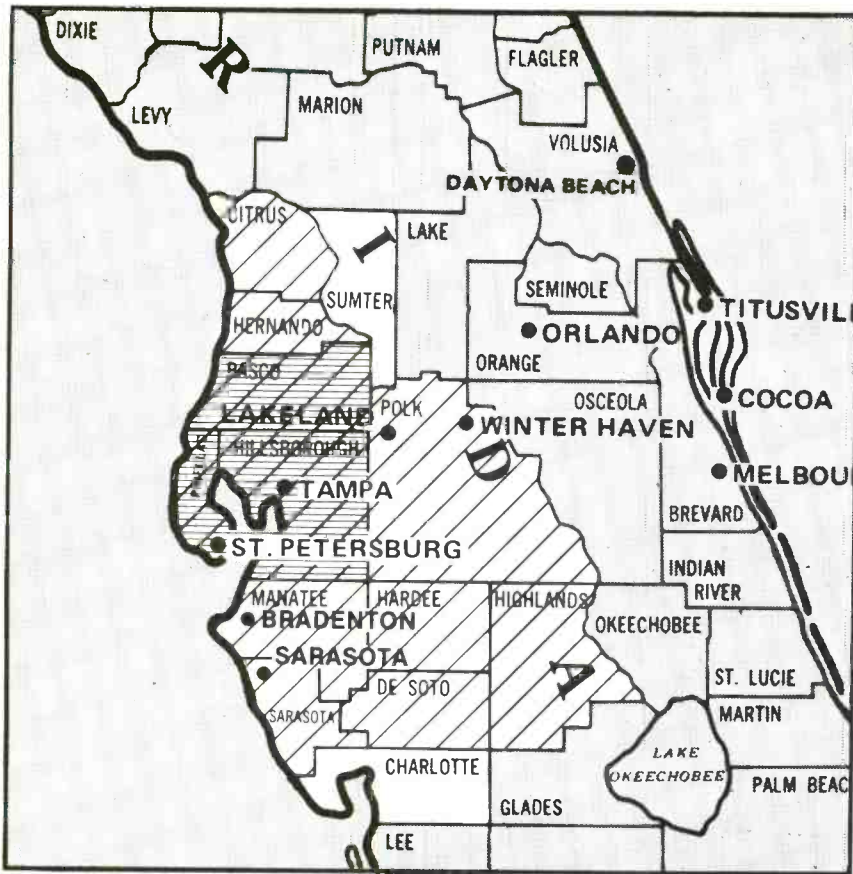
HDBA

Metro Rank: 162

Metro Population 12 + : 120,900
 Men 18 + : 51,700
 Women 18 + : 55,900
 Teens 12-17: 13,300

METRO AUDIENCE LEVELS	AQH	CUME
Monday-Sunday 6AM-MID	13.9	94.5
Monday-Friday 6AM-10AM	18.9	81.7
Monday-Friday 10AM-3PM	16.6	71.8
Monday-Friday 3PM-7PM	17.8	80.2
Monday-Friday 7PM-MID	6.4	54.4

Measurement: 4 weeks per year
 Frequency: 1 report per year
 Schedule: Apr / May
 Type of Report: Standard
 Reported Home Stations: AM: 5, FM: 4



Tampa-St. Petersburg

And Tampa-St. Petersburg ADI

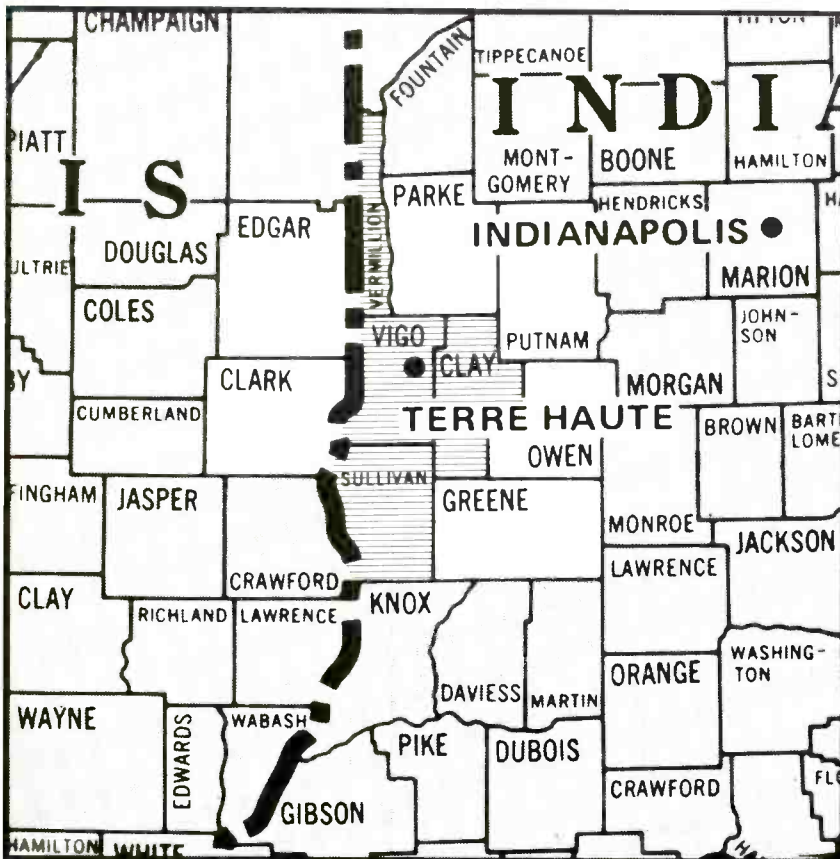
HDBA

Metro Rank: 24

Metro Population 12+ : 1,500,100
 Men 18+ : 623,700
 Women 18+ : 728,300
 Teens 12-17: 148,100

METRO AUDIENCE LEVELS	AQH	CUME
Monday-Sunday 6AM-MID	17.4	93.6
Monday-Friday 6AM-10AM	21.3	79.1
Monday-Friday 10AM-3PM	22.9	73.2
Monday-Friday 3PM-7PM	18.0	73.4
Monday-Friday 7PM-MID	9.1	54.3

Measurement: 12 weeks per year
 Frequency: 3 reports per year
 Schedule: Jan/Feb (ADI), Apr/May (ADI), Oct/Nov (ADI)
 Type of Report: Standard
 Reported Home Stations: AM: 14, FM: 8



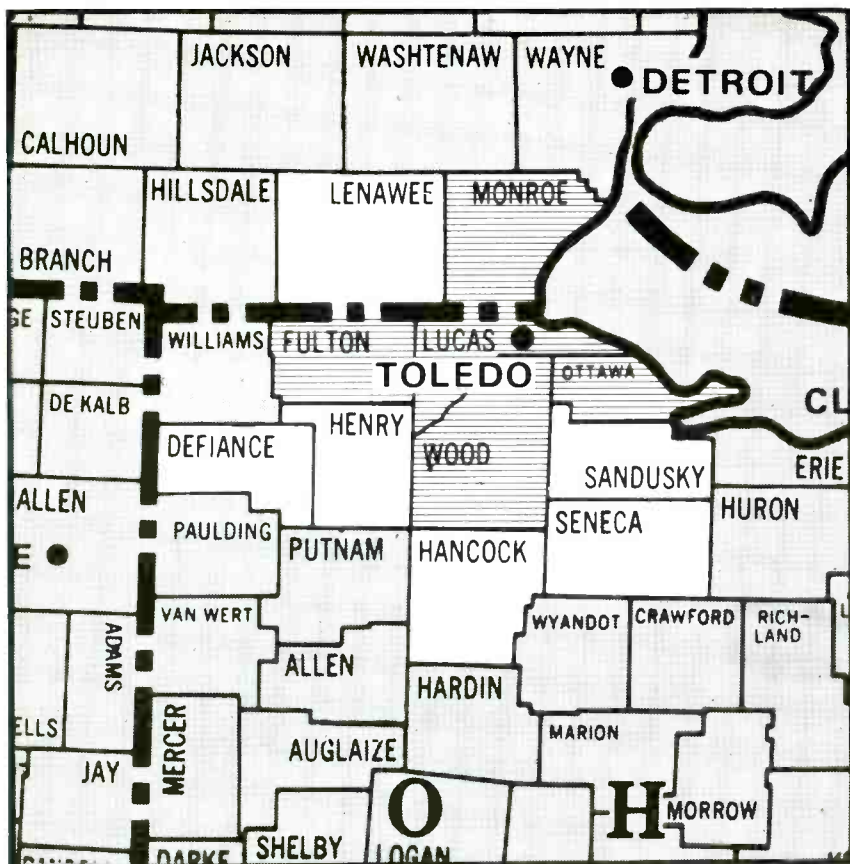
Terre Haute

Metro Rank: 150

Metro Population 12+ : 145,700
 Men 18+ : 47,500
 Women 18+ : 53,800
 Teens 12-17: 44,400

METRO AUDIENCE LEVELS	AQH	CUME
Monday-Sunday 6AM-MID	14.7	91.3
Monday-Friday 6AM-10AM	23.0	80.0
Monday-Friday 10AM-3PM	15.2	63.4
Monday-Friday 3PM-7PM	16.8	68.6
Monday-Friday 7PM-MID	9.3	50.3

Measurement: 4 weeks per year
 Frequency: 1 report per year
 Schedule: Apr/May
 Type of Report: Standard
 Reported Home Stations: AM: 5, FM: 6



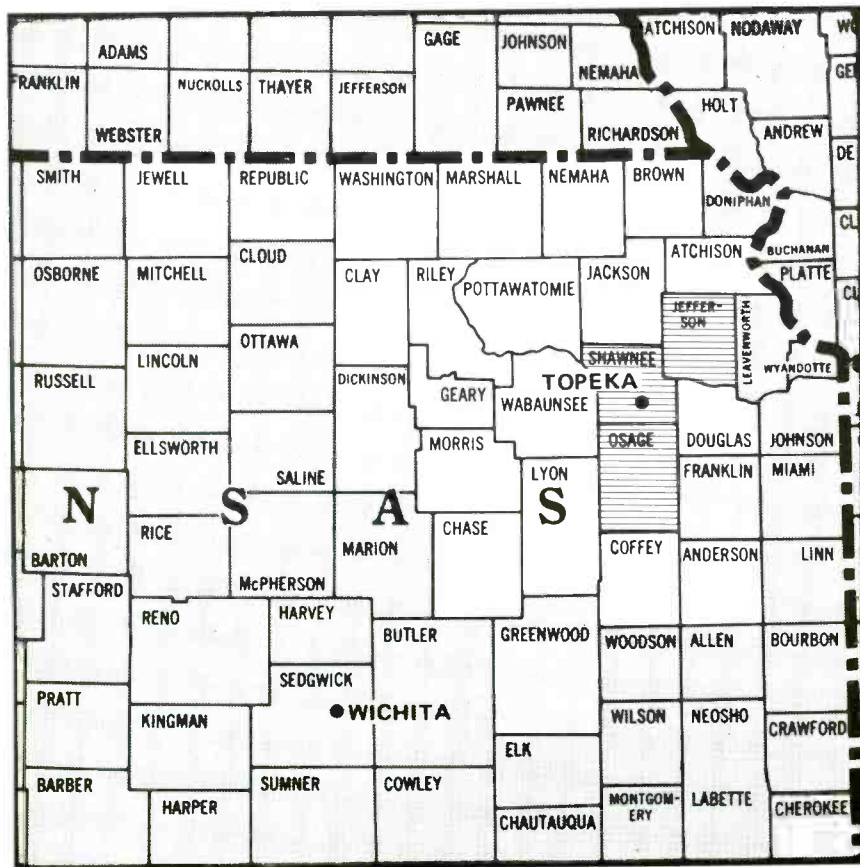
Toledo

Metro Rank: 51

Metro Population 12 + : 645,300
 Men 18 + : 266,200
 Women 18 + : 294,300
 Teens 12-17: 84,800

METRO AUDIENCE LEVELS	AQH	CUME
Monday-Sunday 6AM-MID	16.4	95.2
Monday-Friday 6AM-10AM	23.4	86.2
Monday-Friday 10AM-3PM	18.9	68.3
Monday-Friday 3PM-7PM	19.1	79.3
Monday-Friday 7PM-MID	10.4	62.3

Measurement: 8 weeks per year
 Frequency: 2 reports per year
 Schedule: Apr / May, Oct / Nov
 Type of Report: Standard
 Reported Home Stations: AM: 7, FM: 7



Topeka

Metro Rank: 146

Metro Population 12 + : 158,300
 Men 18 + : 63,900
 Women 18 + : 74,400
 Teens 12-17: 20,000

METRO AUDIENCE LEVELS	AQH	CUME
Monday-Sunday 6AM-MID	15.1	95.5
Monday-Friday 6AM-10AM	23.1	82.4
Monday-Friday 10AM-3PM	16.3	64.4
Monday-Friday 3PM-7PM	14.7	71.0
Monday-Friday 7PM-MID	10.8	62.4

Measurement: 4 weeks per year
 Frequency: 1 report per year
 Schedule: Apr / May
 Type of Report: Standard
 Reported Home Stations: AM: 4, FM: 4



Trenton, NJ

HDBA

Metro Rank:

Metro Population 12 + : 268,600
 Men 18 + : 113,500
 Women 18 + : 123,100
 Teens 12-17: 32,000

METRO AUDIENCE LEVELS	AQH	CUME
Monday-Sunday 6AM-MID	16.2	98.6
Monday-Friday 6AM-10AM	26.0	88.4
Monday-Friday 10AM-3PM	15.1	62.9
Monday-Friday 3PM-7PM	16.7	81.3
Monday-Friday 7PM-MID	12.4	72.4

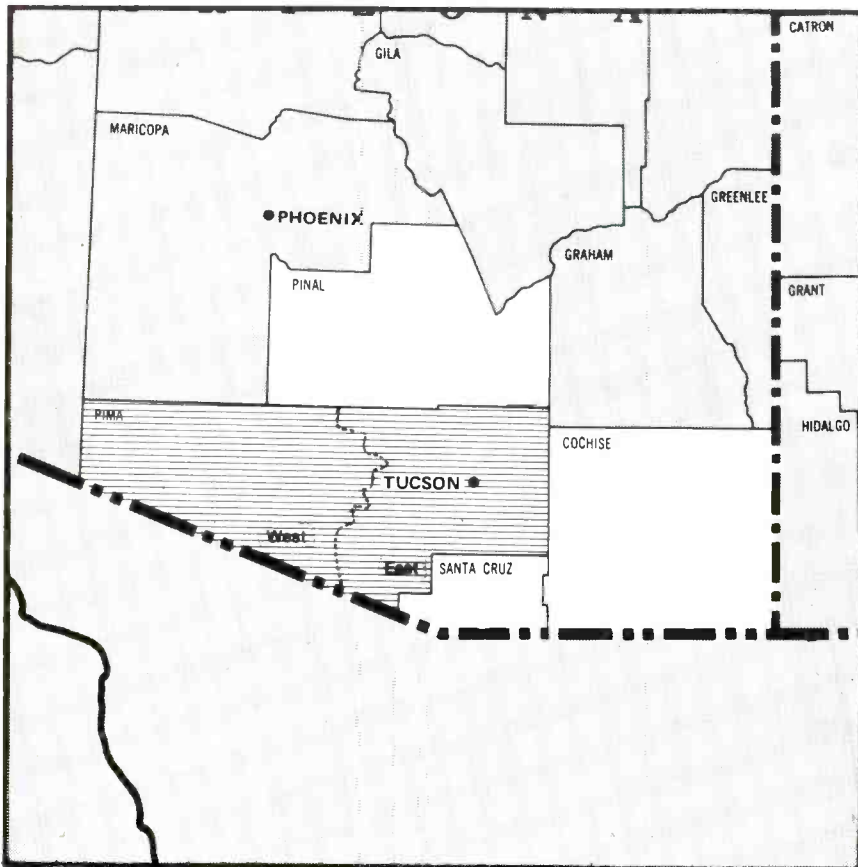
Measurement: 12 weeks per year

Frequency: 1 report per year

Schedule: Spring

Type of Report: Condensed

Reported Home Stations: AM: 3, FM: 2



Tucson

HDHA

Metro Rank: 74

Metro Population 12 + : 393,800
 Men 18 + : 165,700
 Women 18 + : 180,300
 Teens 12-17: 47,800

METRO AUDIENCE LEVELS	AQH	CUME
Monday-Sunday 6AM-MID	15.2	94.1
Monday-Friday 6AM-10AM	18.9	76.3
Monday-Friday 10AM-3PM	15.3	61.0
Monday-Friday 3PM-7PM	17.1	73.9
Monday-Friday 7PM-MID	9.4	56.4

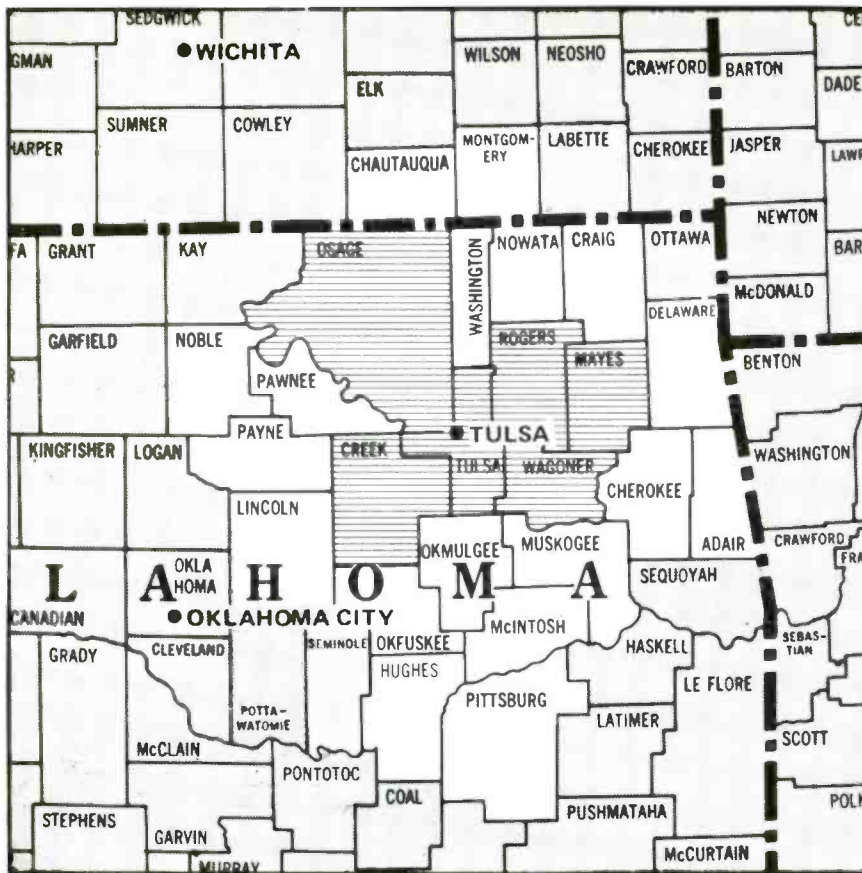
Measurement: 8 weeks per year

Frequency: 2 reports per year

Schedule: Apr / May, Oct / Nov

Type of Report: Standard

Reported Home Stations: AM: 10, FM: 5



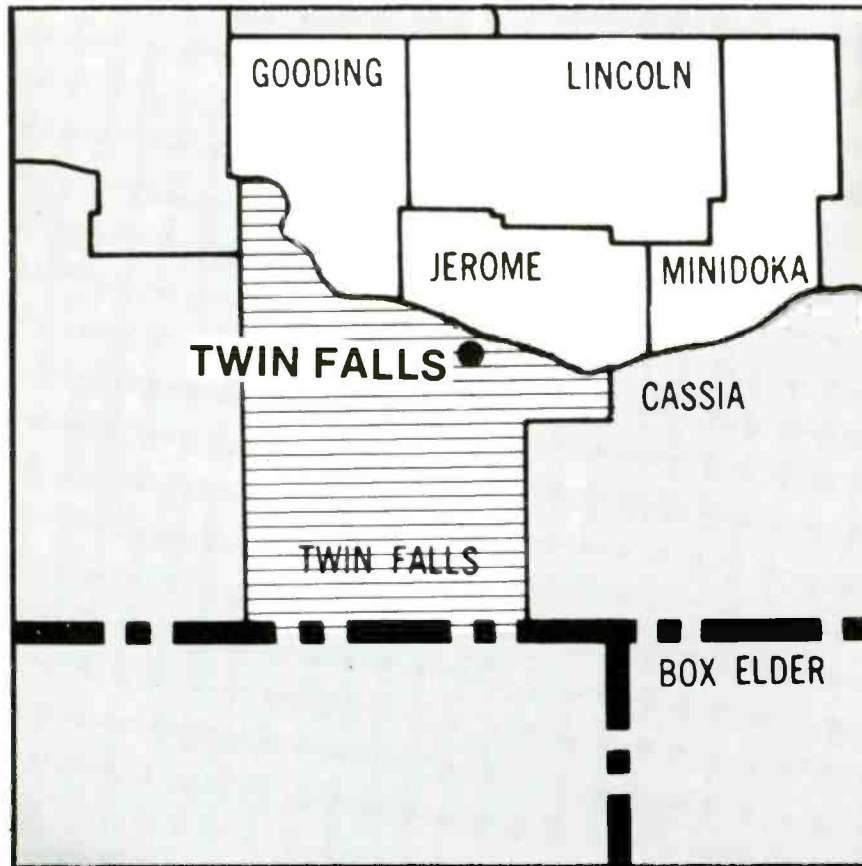
Tulsa

Metro Rank: 59

Metro Population 12 + : 521,000
 Men 18 + : 213,400
 Women 18 + : 241,900
 Teens 12-17: 65,700

METRO AUDIENCE LEVELS	AQH	CUME
Monday-Sunday 6AM-MID	13.9	92.4
Monday-Friday 6AM-10AM	24.0	80.3
Monday-Friday 10AM-3PM	17.4	63.1
Monday-Friday 3PM-7PM	16.0	73.0
Monday-Friday 7PM-MID	7.6	49.5

Measurement: 8 weeks per year
 Frequency: 2 reports per year
 Schedule: Apr / May, Oct / Nov
 Type of Report: Standard
 Reported Home Stations: AM: 9, FM: 10



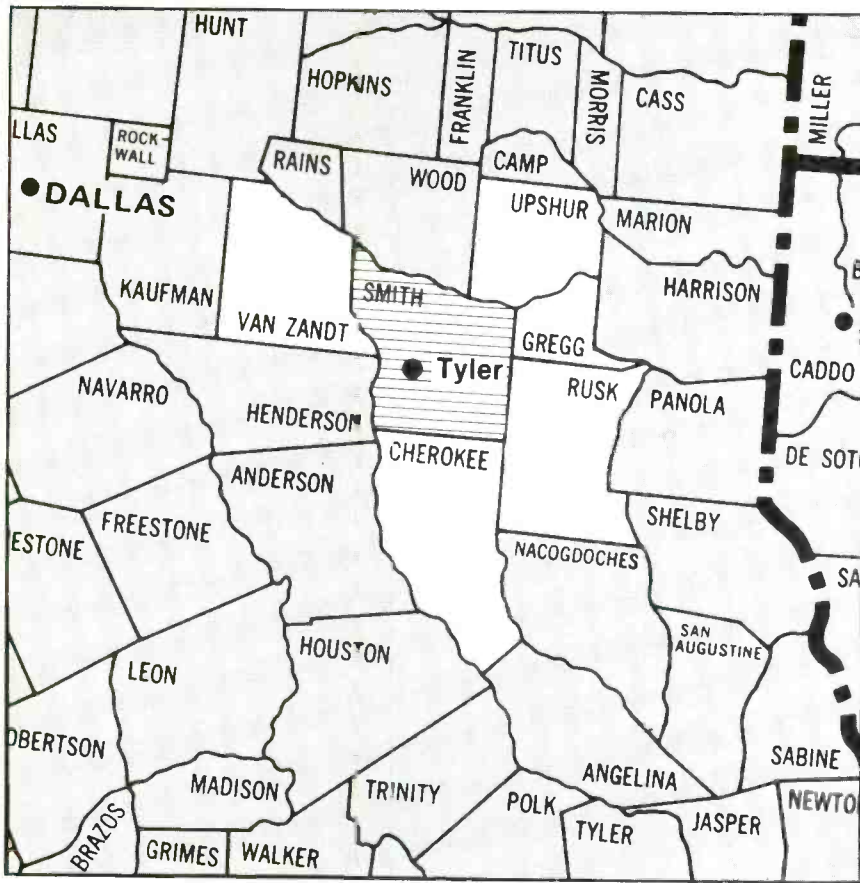
Twin Falls, ID

Metro Rank:

Metro Population 12 + : 41,100
 Men 18 + : 17,000
 Women 18 + : 18,600
 Teens 12-17: 5,500

METRO AUDIENCE LEVELS	AQH	CUME
Monday-Sunday 6AM-MID	16.3	93.5
Monday-Friday 6AM-10AM	23.8	80.7
Monday-Friday 10AM-3PM	18.5	70.2
Monday-Friday 3PM-7PM	16.0	71.7
Monday-Friday 7PM-MID	7.8	51.1

Measurement: 4 weeks per year
 Frequency: 1 report per year
 Schedule: Apr / May
 Type of Report: Condensed
 Reported Home Stations: AM: 3, FM: 2



Tyler, TX

HDBA

Metro Rank:

Metro Population 12 + : 94,200
 Men 18 + : 38,400
 Women 18 + : 43,900
 Teens 12-17: 11,900

METRO AUDIENCE LEVELS	AQH	CUME
-----------------------	-----	------

Monday-Sunday 6AM-MID	Not Available	
Monday-Friday 6AM-10AM		
Monday-Friday 10AM-3PM		
Monday-Friday 3PM-7PM		
Monday-Friday 7PM-MID		

Measurement: 4 weeks per year

Frequency: 1 report per year

Schedule: Apr / May

Type of Report: Condensed

Reported Home Stations: AM: N/A

FM: N/A



Utica-Rome

Metro Rank: 108

Metro Population 12 + : 263,900
 Men 18 + : 108,600
 Women 18 + : 120,100
 Teens 12-17: 35,200

METRO AUDIENCE LEVELS	AQH	CUME
-----------------------	-----	------

Monday-Sunday 6AM-MID	17.3	96.7
Monday-Friday 6AM-10AM	25.2	86.5
Monday-Friday 10AM-3PM	20.3	69.7
Monday-Friday 3PM-7PM	18.7	77.2
Monday-Friday 7PM-MID	9.1	57.0

Measurement: 4 weeks per year

Frequency: 1 report per year

Schedule: Apr / May

Type of Report: Standard

Reported Home Stations: AM: 10, FM: 5



Victoria, TX

HDBA

Metro Rank:

Metro Population 12 + : 50,700
 Men 18 + : 20,300
 Women 18 + : 22,600
 Teens 12-17: 7,800

METRO AUDIENCE LEVELS	AQH	CUME
Monday-Sunday 6AM-MID	13.4	97.4
Monday-Friday 6AM-10AM	22.7	89.0
Monday-Friday 10AM-3PM	18.3	69.2
Monday-Friday 3PM-7PM	17.8	84.0
Monday-Friday 7PM-MID	8.5	52.5

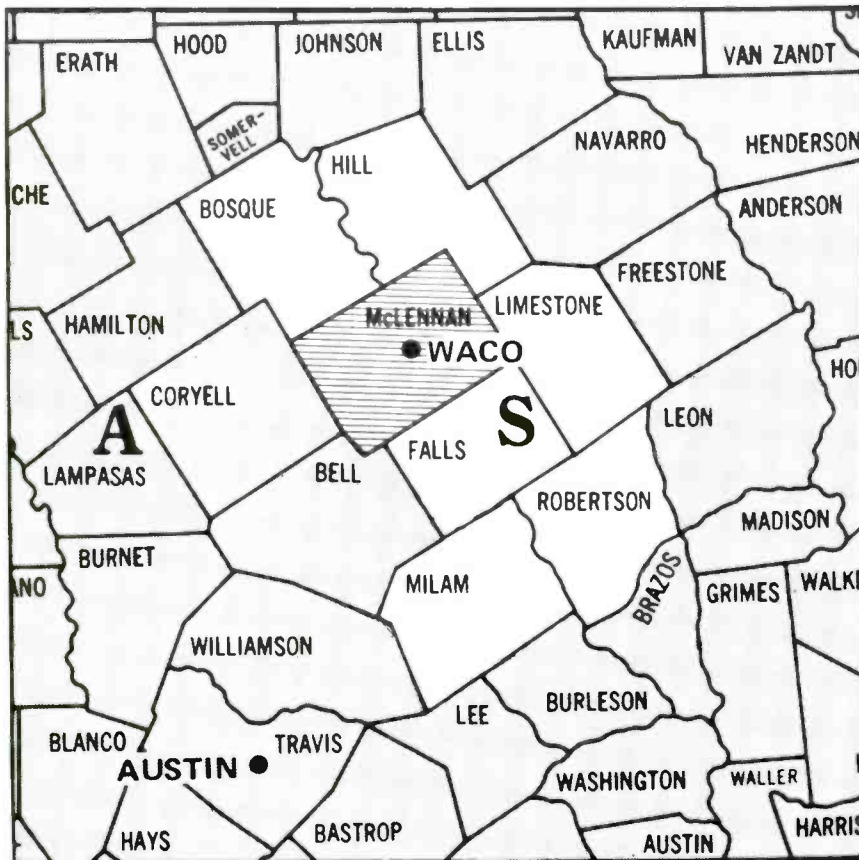
Measurement: 4 weeks per year

Frequency: 1 report per year

Schedule: Apr / May

Type of Report: Condensed

Reported Home Stations: AM: 2, FM: 1



Waco

Metro Rank: 157

Metro Population 12 + : 136,200
 Men 18 + : 56,500
 Women 18 + : 63,600
 Teens 12-17: 16,100

METRO AUDIENCE LEVELS	AQH	CUME
Monday-Sunday 6AM-MID	14.7	93.0
Monday-Friday 6AM-10AM	23.3	80.7
Monday-Friday 10AM-3PM	17.8	67.5
Monday-Friday 3PM-7PM	14.8	73.1
Monday-Friday 7PM-MID	7.3	51.6

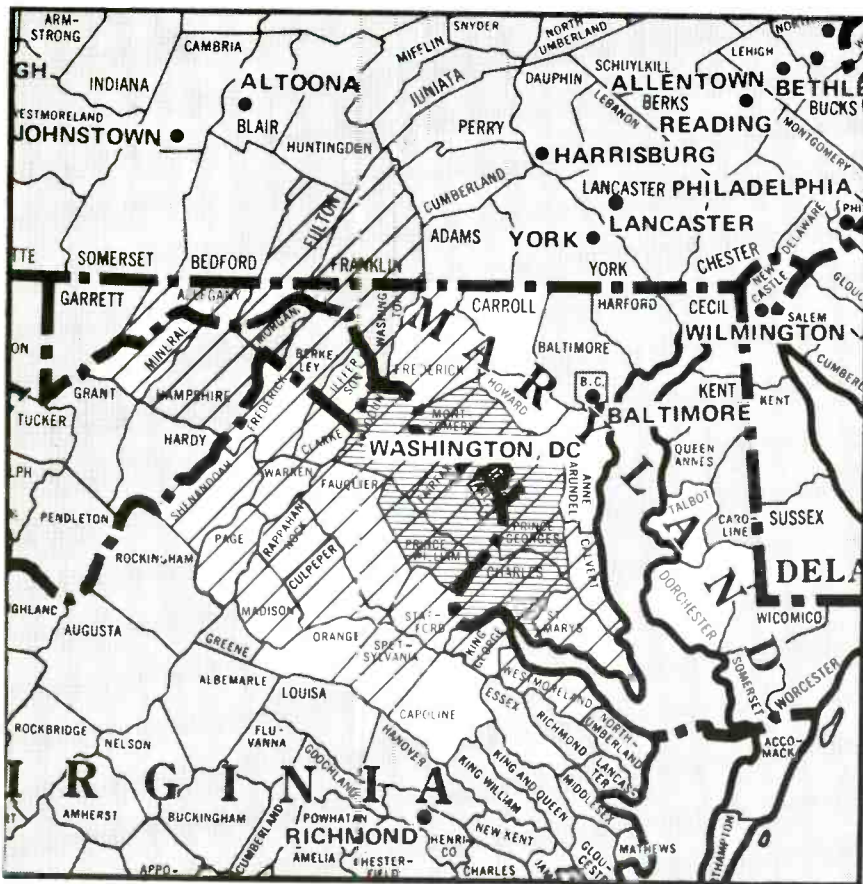
Measurement: 4 weeks per year

Frequency: 1 report per year

Schedule: Apr / May

Type of Report: Standard

Reported Home Stations: AM: 4, FM: 3



Washington, DC

And Washington, DC ADI

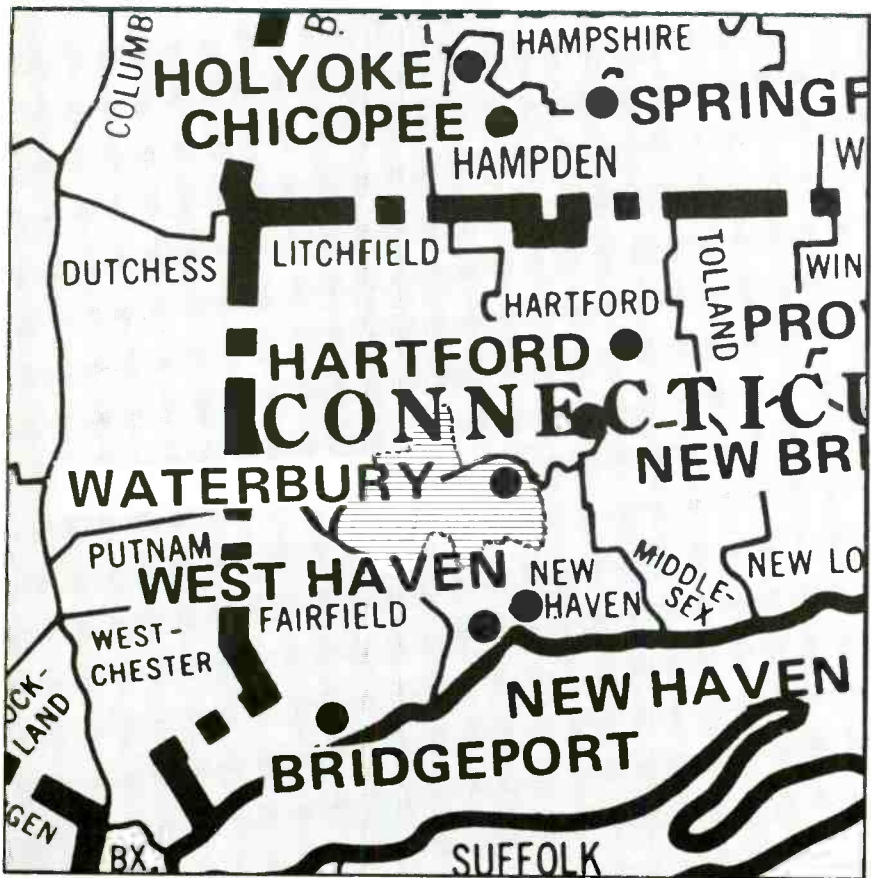
HDBA

Metro Rank: 8

Metro Population 12 + : 2,537,100
 Men 18 + : 1,048,600
 Women 18 + : 1,160,000
 Teens 12-17: 328,500

METRO AUDIENCE LEVELS	AQH	CUME
Monday-Sunday 6AM-MID	17.0	95.9
Monday-Friday 6AM-10AM	24.3	84.9
Monday-Friday 10AM-3PM	17.3	61.7
Monday-Friday 3PM-7PM	19.0	79.3
Monday-Friday 7PM-MID	10.9	67.9

Measurement: 20 weeks per year
 Frequency: 3 reports per year
 Schedule: Apr / May (ADI), Oct / Nov (ADI), Winter (ADI)
 Type of Report: Standard
 Reported Home Stations: AM:15, FM:16



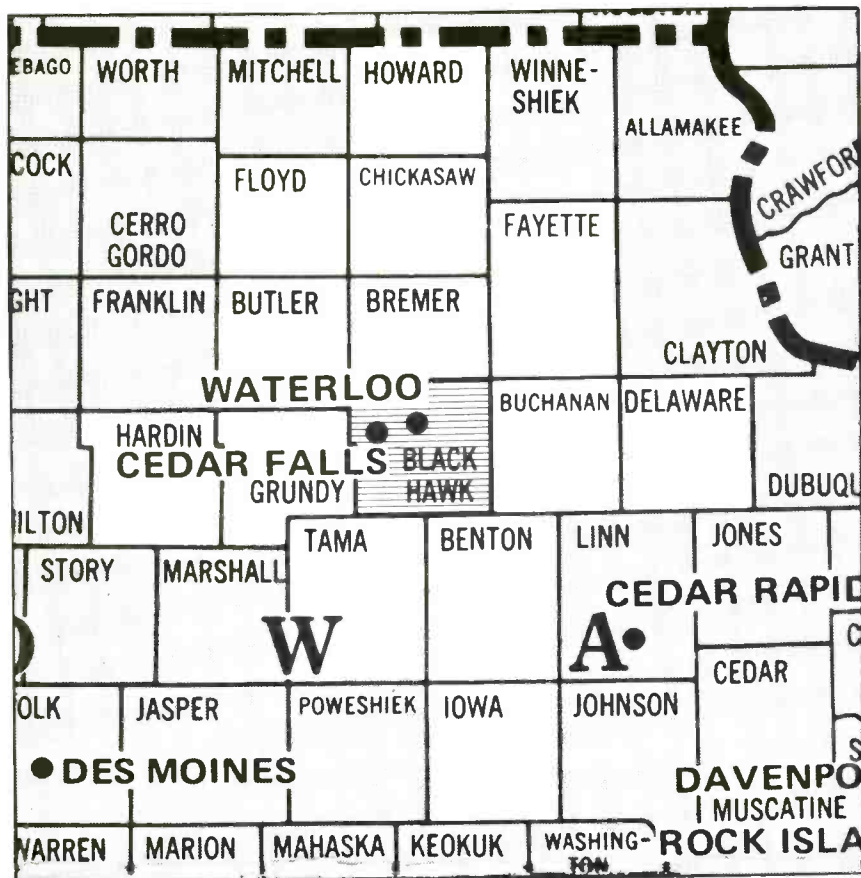
Waterbury, CT

Metro Rank:

Metro Population 12 + : 382,800
 Men 18 + : 159,600
 Women 18 + : 178,700
 Teens 12-17: 44,500

METRO AUDIENCE LEVELS	AQH	CUME
Monday-Sunday 6AM-MID	16.3	94.3
Monday-Friday 6AM-10AM	26.7	86.2
Monday-Friday 10AM-3PM	21.7	67.9
Monday-Friday 3PM-7PM	17.4	75.5
Monday-Friday 7PM-MID	8.0	54.6

Measurement: 4 weeks per year
 Frequency: 1 report per year
 Schedule: Apr / May
 Type of Report: Condensed
 Reported Home Stations: AM: 4, FM: 2



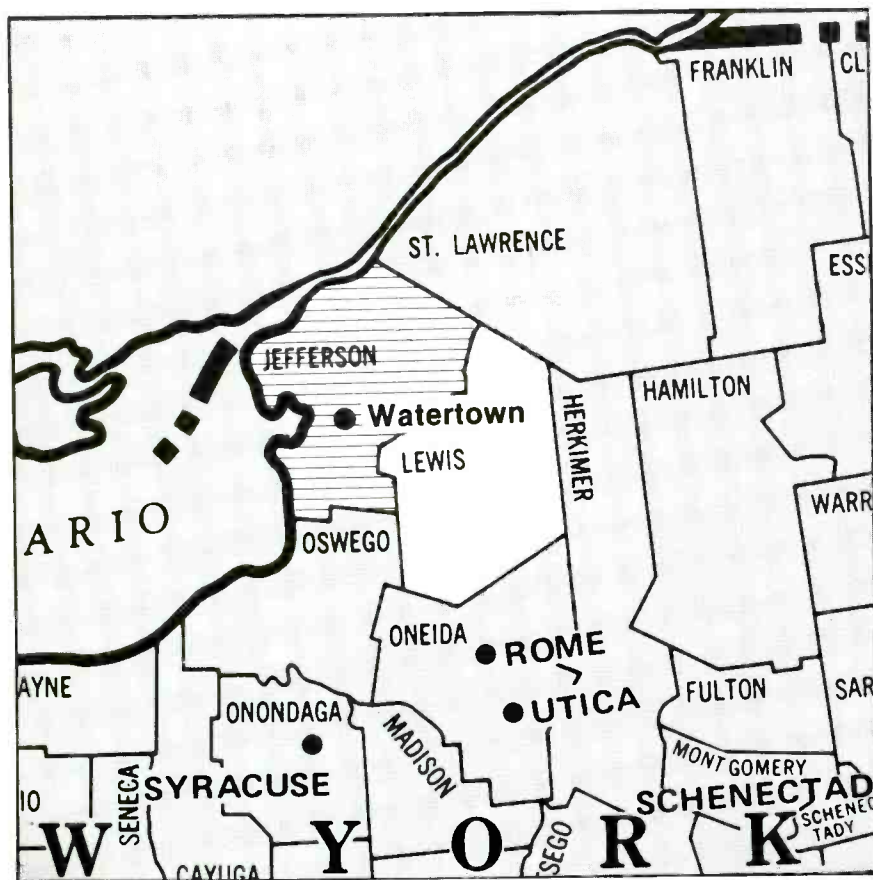
Waterloo-Cedar Falls

Metro Rank: 164

Metro Population 12 + : 113,500
 Men 18 + : 45,700
 Women 18 + : 52,700
 Teens 12-17: 15,100

METRO AUDIENCE LEVELS	AQH	CUME
Monday-Sunday 6AM-MID	14.4	97.1
Monday-Friday 6AM-10AM	24.2	87.7
Monday-Friday 10AM-3PM	17.0	68.4
Monday-Friday 3PM-7PM	15.1	73.5
Monday-Friday 7PM-MID	5.9	59.0

Measurement: 4 weeks per year
 Frequency: 1 report per year
 Schedule: Apr / May
 Type of Report: Standard
 Reported Home Stations: AM: 4, FM: 2



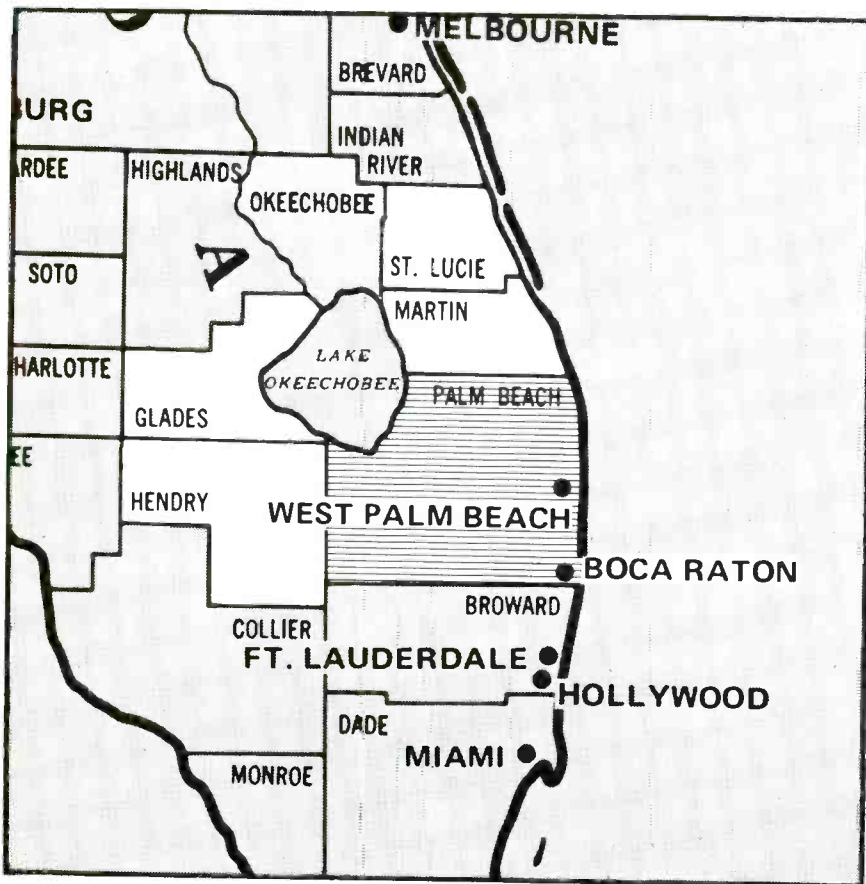
Watertown, NY

Metro Rank:

Metro Population 12 + : 74,000
 Men 18 + : 29,500
 Women 18 + : 33,800
 Teens 12-17: 10,700

METRO AUDIENCE LEVELS	AQH	CUME
Monday-Sunday 6AM-MID	Not Available	
Monday-Friday 6AM-10AM		
Monday-Friday 10AM-3PM		
Monday-Friday 3PM-7PM		
Monday-Friday 7PM-MID		

Measurement: 4 weeks per year
 Frequency: 1 report per year
 Schedule: Apr / May
 Type of Report: Condensed
 Reported Home Stations: AM: N/A
 FM: N/A



West Palm Beach- Boca Raton

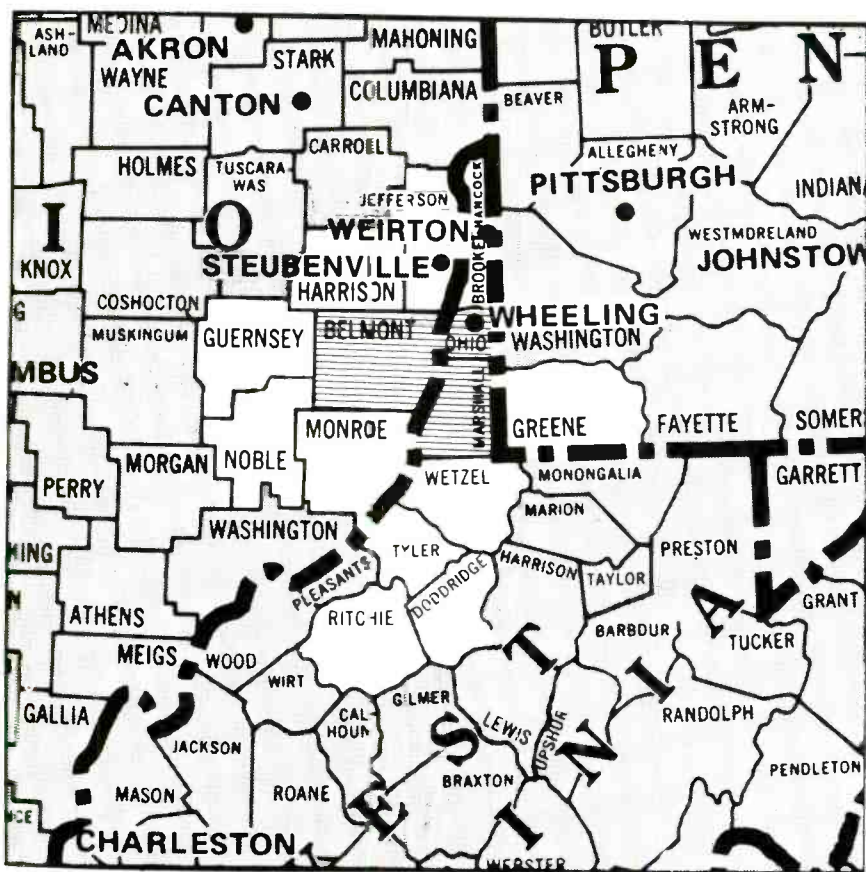
HDBA

Metro Rank: 68

Metro Population 12 + : 435,200
 Men 18 + : 181,900
 Women 18 + : 208,600
 Teens 12-17: 44,700

METRO AUDIENCE LEVELS	AQH	CUME
Monday-Sunday 6AM-MID	15.3	93.9
Monday-Friday 6AM-10AM	22.2	79.8
Monday-Friday 10AM-3PM	19.0	69.0
Monday-Friday 3PM-7PM	16.6	78.8
Monday-Friday 7PM-MID	8.1	55.6

Measurement: 8 weeks per year
 Frequency: 2 reports per year
 Schedule: Apr / May, Oct / Nov
 Type of Report: Standard
 Reported Home Stations: AM: 8, FM: 6



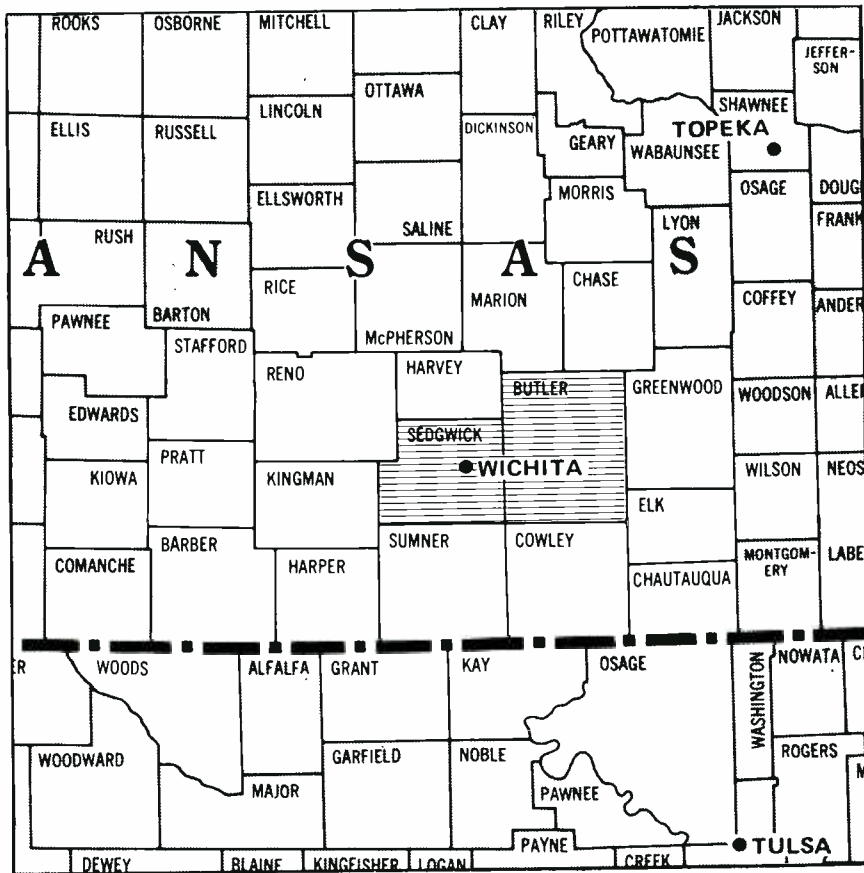
Wheeling

Metro Rank: 149

Metro Population 12 + : 153,700
 Men 18 + : 63,200
 Women 18 + : 72,700
 Teens 12-17: 17,800

METRO AUDIENCE LEVELS	AQH	CUME
Monday-Sunday 6AM-MID	14.8	94.3
Monday-Friday 6AM-10AM	22.0	77.8
Monday-Friday 10AM-3PM	17.6	62.8
Monday-Friday 3PM-7PM	16.4	70.5
Monday-Friday 7PM-MID	7.3	51.7

Measurement: 4 weeks per year
 Frequency: 1 report per year
 Schedule: Apr / May
 Type of Report: Standard
 Reported Home Stations: AM: 5, FM: 4



Wichita, KS

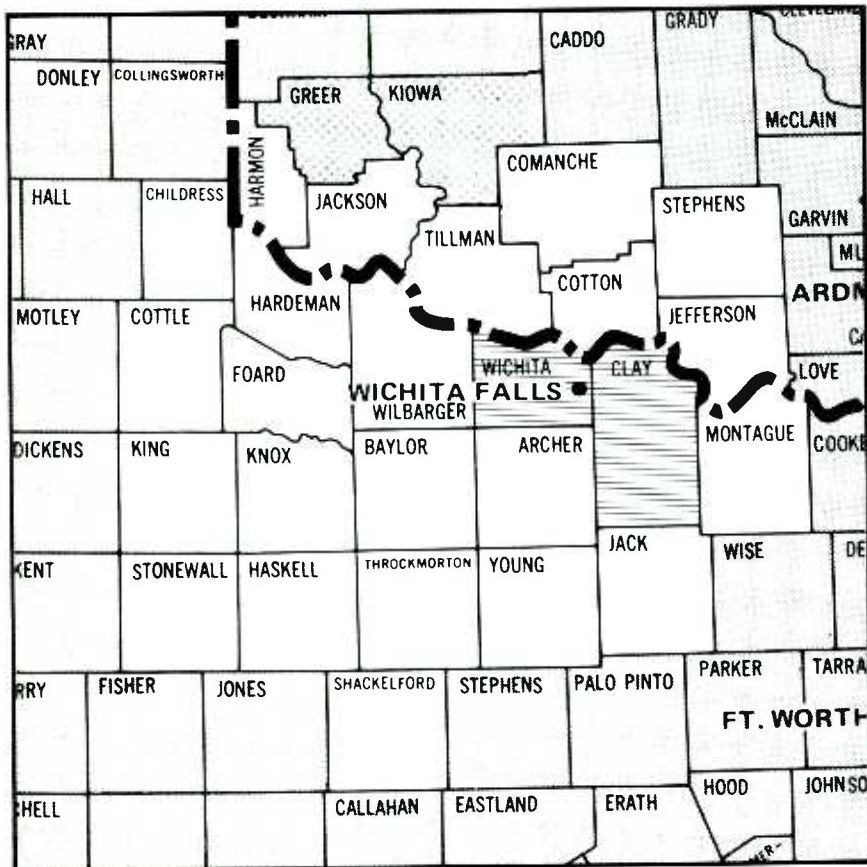
Metro Rank: 88

Metro Population 12 + : 327,000
 Men 18 + : 135,700
 Women 18 + : 148,800
 Teens 12-17 : 42,500

METRO AUDIENCE LEVELS	AQH	CUME
-----------------------	-----	------

Monday-Sunday 6AM-MID	15.4	96.5
Monday-Friday 6AM-10AM	25.7	88.3
Monday-Friday 10AM-3PM	16.6	62.7
Monday-Friday 3PM-7PM	16.2	80.6
Monday-Friday 7PM-MID	8.3	60.3

Measurement: 8 weeks per year
 Frequency: 2 reports per year
 Schedule: Apr / May, Oct / Nov
 Type of Report: Standard
 Reported Home Stations: AM: 6, FM: 6



Wichita Falls, TX

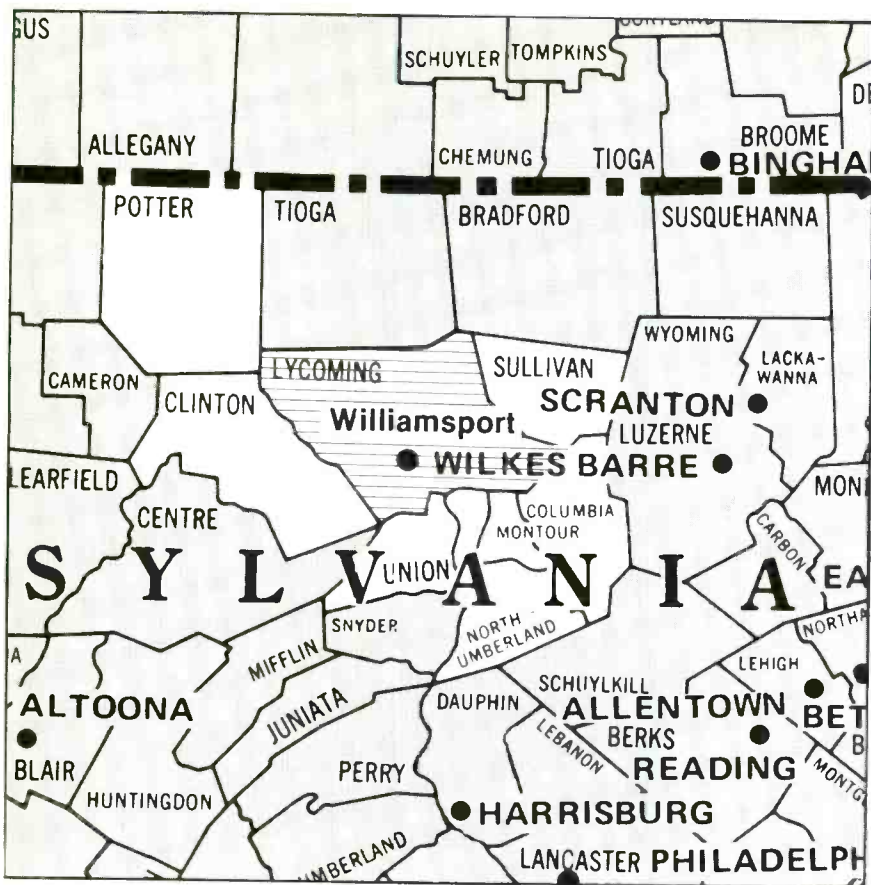
Metro Rank: 168

Metro Population 12 + : 107,600
 Men 18 + : 46,300
 Women 18 + : 48,400
 Teens 12-17 : 12,900

METRO AUDIENCE LEVELS	AQH	CUME
-----------------------	-----	------

Monday-Sunday 6AM-MID	14.7	95.4
Monday-Friday 6AM-10AM	21.7	83.3
Monday-Friday 10AM-3PM	17.4	69.7
Monday-Friday 3PM-7PM	16.9	75.5
Monday-Friday 7PM-MID	9.3	56.0

Measurement: 4 weeks per year
 Frequency: 1 report per year
 Schedule: Apr / May
 Type of Report: Standard
 Reported Home Stations: AM: 3, FM: 3



Williamsport, PA

Metro Rank:

Metro Population 12+ : 93,700
 Men 18+ : 38,400
 Women 18+ : 43,700
 Teens 12-17: 11,600

METRO AUDIENCE LEVELS	AQH	CUME
-----------------------	-----	------

Monday-Sunday 6AM-MID	Not Available	
Monday-Friday 6AM-10AM		
Monday-Friday 10AM-3PM		
Monday-Friday 3PM-7PM		
Monday-Friday 7PM-MID		

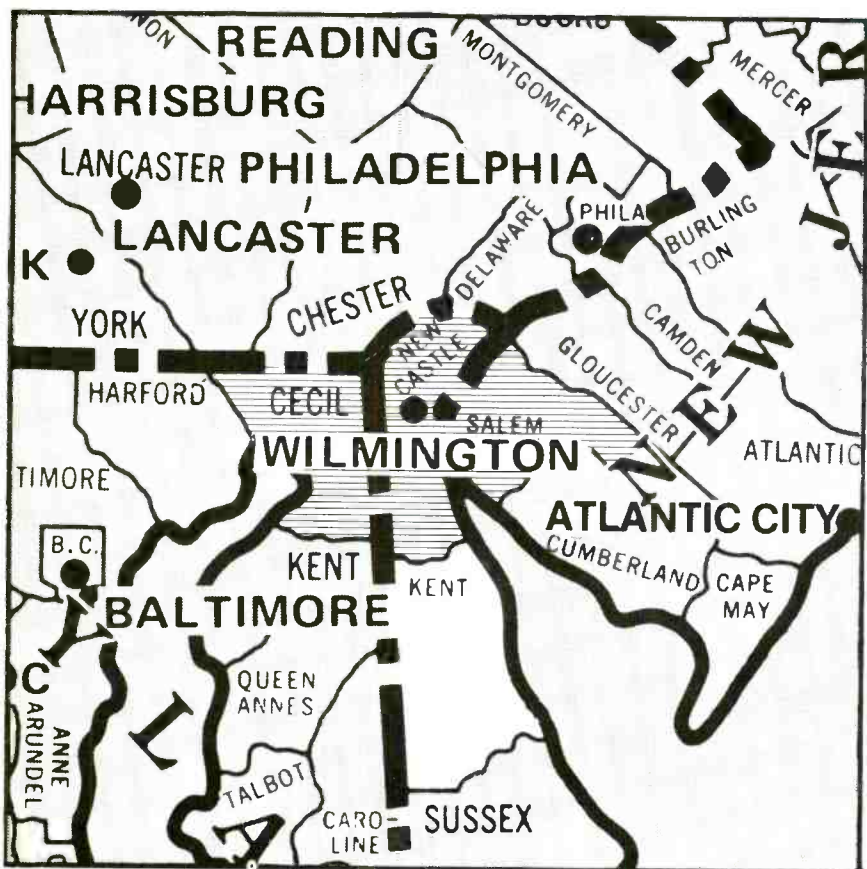
Measurement: 4 weeks per year

Frequency: 1 report per year

Schedule: Apr / May

Type of Report: Condensed

Reported Home Stations: AM: N/A
 FM: N/A



Wilmington, DE

Metro Rank: 69

Metro Population 12+ : 433,200
 Men 18+ : 179,200
 Women 18+ : 196,700
 Teens 12-17: 57,300

METRO AUDIENCE LEVELS	AQH	CUME
-----------------------	-----	------

Monday-Sunday 6AM-MID	16.9	96.5
Monday-Friday 6AM-10AM	25.5	84.7
Monday-Friday 10AM-3PM	17.0	56.9
Monday-Friday 3PM-7PM	18.3	80.6
Monday-Friday 7PM-MID	10.7	64.7

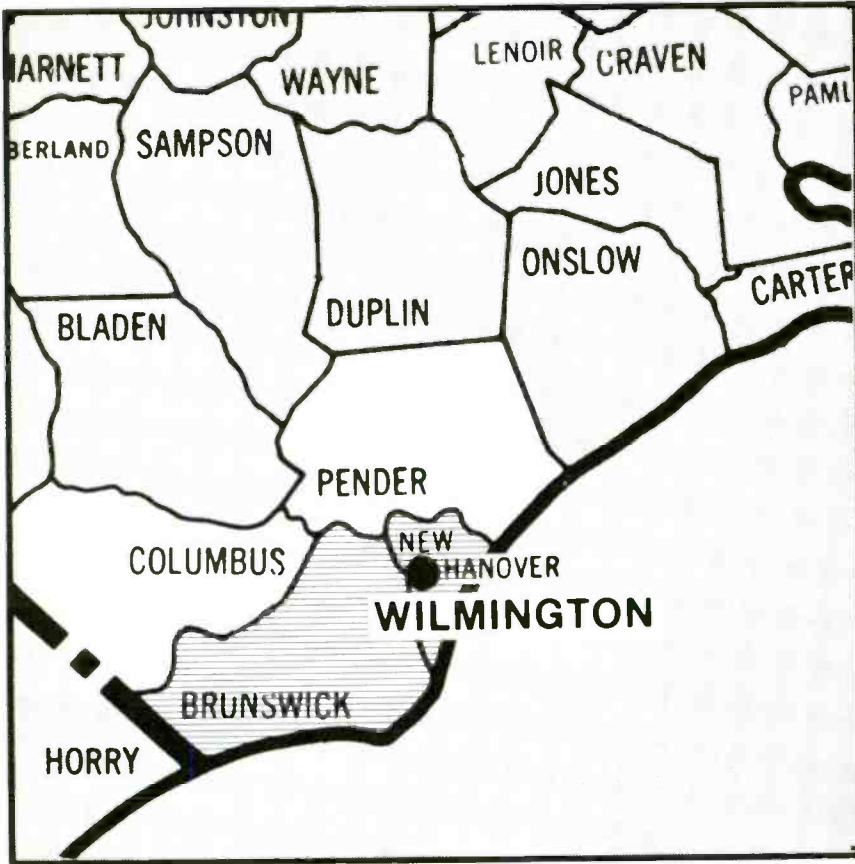
Measurement: 8 weeks per year

Frequency: 2 reports per year

Schedule: Apr / May, Oct / Nov

Type of Report: Standard

Reported Home Stations: AM: 5, FM: 2



Wilmington, NC

HDBA
Metro Rank: 166

Metro Population 12 + : 110,300
Men 18 + : 45,300
Women 18 + : 50,900
Teens 12-17: 14,100

METRO AUDIENCE LEVELS	AQH	CUME
Monday-Sunday 6AM-MID	14.5	93.5
Monday-Friday 6AM-10AM	17.7	76.4
Monday-Friday 10AM-3PM	18.0	63.6
Monday-Friday 3PM-7PM	16.7	76.8
Monday-Friday 7PM-MID	6.5	50.8

Measurement: 4 weeks per year
Frequency: 1 report per year
Schedule: Apr / May
Type of Report: Standard
Reported Home Stations: AM: 4, FM: 5



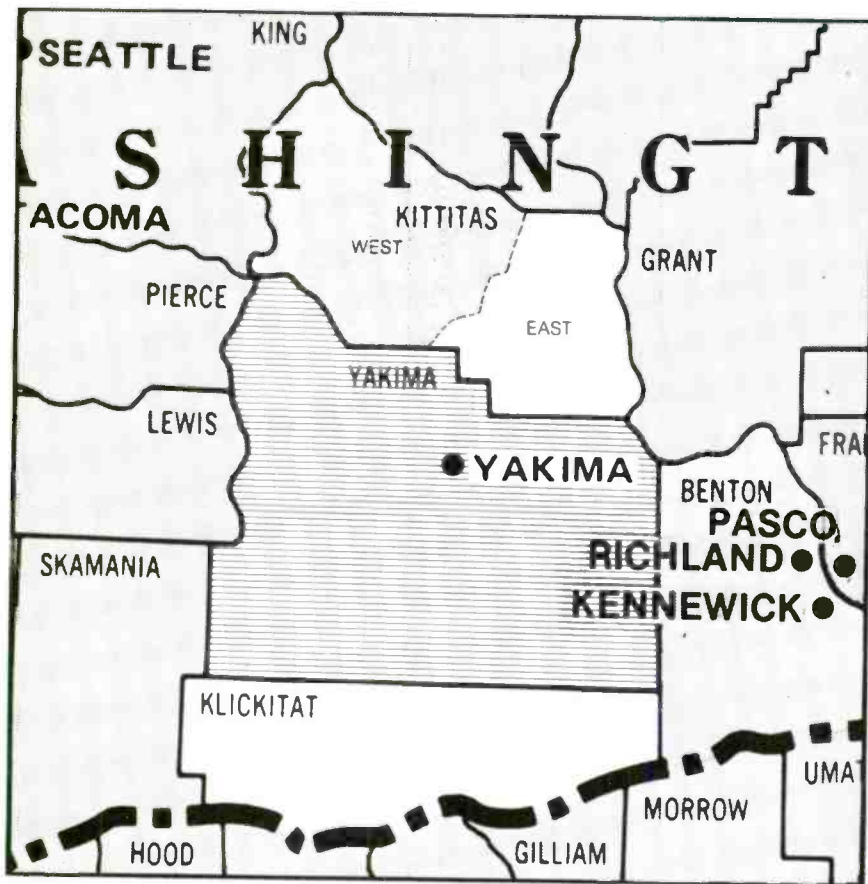
Worcester

Metro Rank: 89

Metro Population 12 + : 322,400
Men 18 + : 132,500
Women 18 + : 148,100
Teens 12-17: 41,800

METRO AUDIENCE LEVELS	AQH	CUME
Monday-Sunday 6AM-MID	16.8	97.1
Monday-Friday 6AM-10AM	23.9	86.8
Monday-Friday 10AM-3PM	20.0	71.6
Monday-Friday 3PM-7PM	17.9	81.2
Monday-Friday 7PM-MID	10.1	64.7

Measurement: 8 weeks per year
Frequency: 2 reports per year
Schedule: Apr / May, Oct / Nov
Type of Report: Standard
Reported Home Stations: AM: 4, FM: 2



Yakima

Metro Rank: 161

Metro Population 12 + : 126,700
 Men 18 + : 52,300
 Women 18 + : 56,600
 Teens 12-17: 17,800

METRO AUDIENCE LEVELS	AQH	CUME
Monday-Sunday 6AM-MID	16.7	97.0
Monday-Friday 6AM-10AM	25.3	84.5
Monday-Friday 10AM-3PM	20.3	71.6
Monday-Friday 3PM-7PM	16.2	75.2
Monday-Friday 7PM-MID	9.2	56.9

Measurement: 4 weeks per year
 Frequency: 1 report per year
 Schedule: Apr / May
 Type of Report: Standard
 Reported Home Stations: AM: 7, FM: 5



York

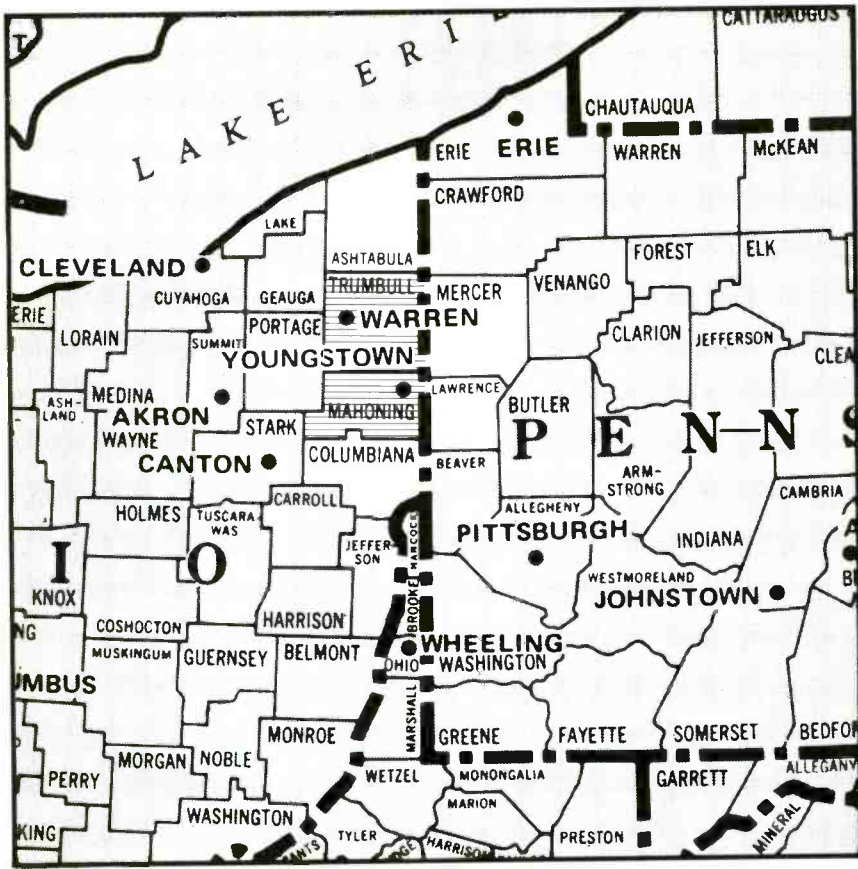
And Harrisburg-York-Lancaster-Lebanon ADI

Metro Rank: 100

Metro Population 12 + : 298,500
 Men 18 + : 124,800
 Women 18 + : 136,400
 Teens 12-17: 37,300

METRO AUDIENCE LEVELS	AQH	CUME
Monday-Sunday 6AM-MID	14.9	93.0
Monday-Friday 6AM-10AM	22.3	81.2
Monday-Friday 10AM-3PM	16.6	59.2
Monday-Friday 3PM-7PM	16.7	78.0
Monday-Friday 7PM-MID	8.4	54.9

Measurement: 8 weeks per year
 Frequency: 2 reports per year
 Schedule: Apr / May (ADI), Oct / Nov (ADI)
 Type of Report: Standard
 Reported Home Stations: AM: 5, FM: 5



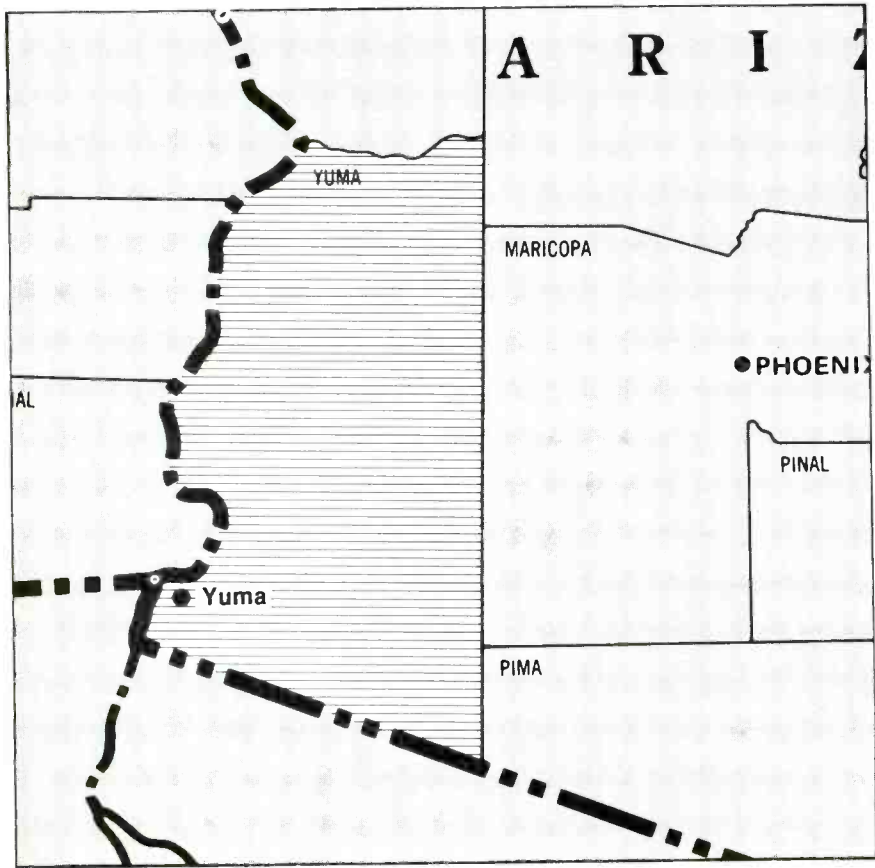
Youngstown-Warren

Metro Rank: 67

Metro Population 12 + : **450,400**
 Men 18 + : **185,300**
 Women 18 + : **204,900**
 Teens 12-17: **60,200**

METRO AUDIENCE LEVELS	AQH	CUME
Monday-Sunday 6AM-MID	14.9	94.5
Monday-Friday 6AM-10AM	21.8	78.6
Monday-Friday 10AM-3PM	19.5	66.7
Monday-Friday 3PM-7PM	17.0	75.7
Monday-Friday 7PM-MID	8.2	56.5

Measurement: 8 weeks per year
 Frequency: 2 reports per year
 Schedule: Apr / May, Oct / Nov
 Type of Report: Standard
 Reported Home Stations: AM: 8, FM: 4



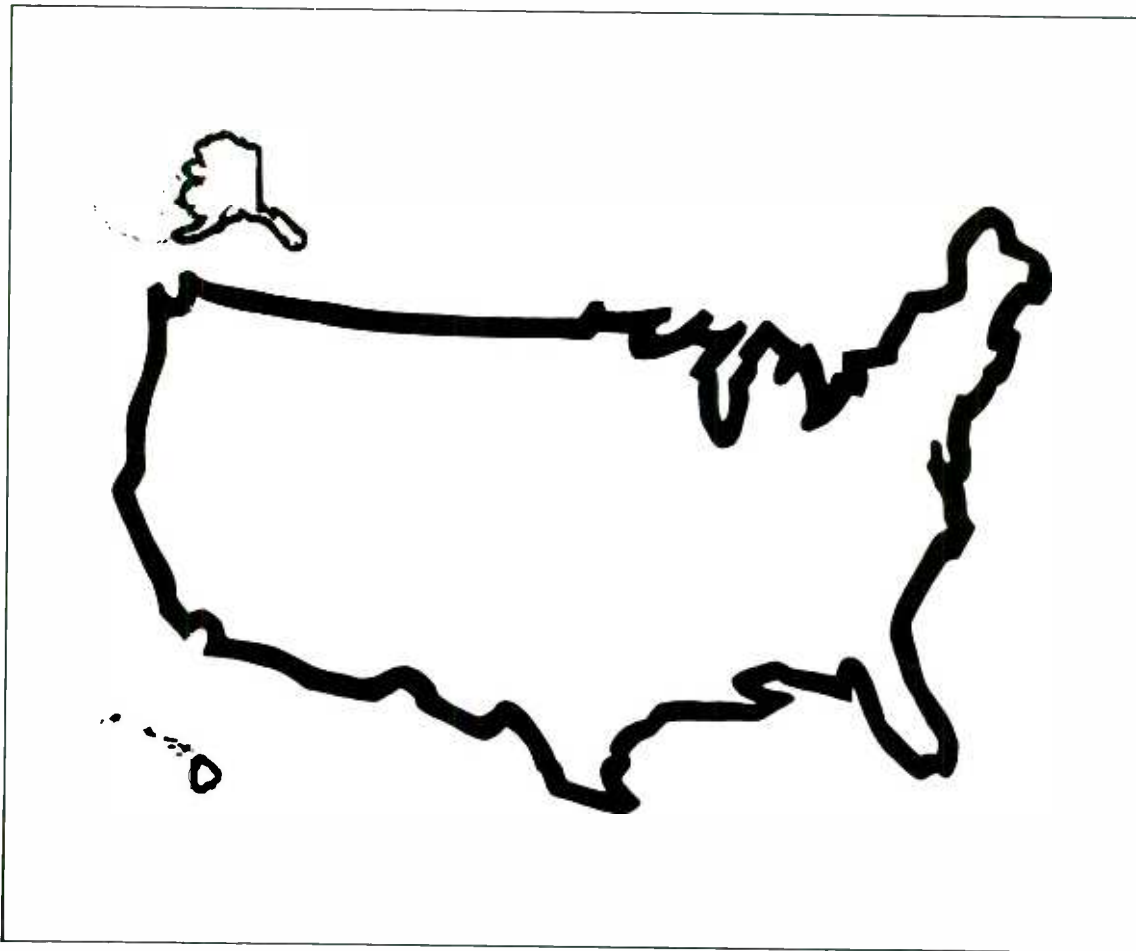
Yuma, AZ

HDBA
 Metro Rank:

Metro Population 12 + : **59,200**
 Men 18 + : **26,500**
 Women 18 + : **24,700**
 Teens 12-17: **8,000**

METRO AUDIENCE LEVELS	AQH	CUME
Monday-Sunday 6AM-MID	Not Available	
Monday-Friday 6AM-10AM		
Monday-Friday 10AM-3PM		
Monday-Friday 3PM-7PM		
Monday-Friday 7PM-MID		

Measurement: 4 weeks per year
 Frequency: 1 report per year
 Schedule: Apr / May
 Type of Report: Condensed
 Reported Home Stations: AM: N/A
 FM: N/A



Continental U.S.A. (48 states)

Population 12 +: 181,316,900
 Men 18 +: 75,337,700
 Women 18 +: 82,778,200
 Teens 12-17: 23,201,000

United States of America (50 states)

Population 12 +: 182,394,900
 Men 18 +: 75,834,400
 Women 18 +: 83,213,300
 Teens 12-17: 23,347,200

Continental U.S.A. (48 states)

NATIONWIDE AUDIENCE LEVELS	AQH	CUME
Monday-Sunday 6AM-MID	16.4	95.3
Monday-Friday 6AM-10AM	23.9	83.3
Monday-Friday 10AM-3PM	18.6	66.0
Monday-Friday 3PM-7PM	17.7	76.2
Monday-Friday 7PM-MID	9.6	57.8

ARBITRON[®] RADIO

New York

1350 Avenue of the Americas, New York,
New York 10019 (212) 262-2600

Chicago

1408 Tribune Tower, Chicago,
Illinois 60611 (312) 467-5750

Atlanta

5775 Peachtree-Dunwoody Road, Atlanta,
Georgia 30342 (404) 252-7755

Los Angeles

5670 Wilshire Boulevard, Los Angeles,
California 90036 (213) 937-6420

San Francisco

220 Sansome Street, San Francisco,
California 94104 (415) 393-6925

Dallas

3131 Turtle Creek Boulevard, Dallas,
Texas 75219 (214) 522-2470

Washington

The Arbitron Building, Laurel,
Maryland 20810 (301) 441-4742

THE ARBITRON COMPANY

 a research service of
CONTROL DATA CORPORATION

