


Summer 2005
Delivery Schedule
Inside!



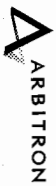
Free Online
Training!
Anytime, Anywhere
See inside front cover
for details.



152 Los Angeles
Spring 2005

Radio Market Report

Los Angeles



Spring 2005
March 31 - June 22



Training on Demand

The Training You Need...When You Need It

Ready to take your sales to the next level?
Check out the many training options at
ArbitronTraining.com, and:

- Go after newspaper advertising dollars
- Break free from rankers
- Learn more about automotive
and other key business categories
- Boost your ability to tell advertisers
your station's story
- Hone your small market skills

**Boost Your Skills with
Sessions On:**

Adding power to your
presentations

Prospecting with
qualitative data

Positioning your station
to the best advantage

Achieving your ratings
goals—for PDs only

Getting more money for
off-prime inventory

We train more radio professionals than any other company
on the planet. Take advantage of the many ways we can help
your business.

Visit us today at www.ArbitronTraining.com.

Radio Market Report

Summer 2005 Delivery Schedule
Including Phase 1 & Phase 2 Arbitrends:
One page in from the back of the report

2005-2006 Survey Schedule

Spring 2005
March 31 - June 22

Summer 2005
June 30 - September 21

Fall 2005
September 22 - December 14

Winter 2006
January 5 - March 29

Spring 2006
March 30 - June 21



What MRC accreditation means

The Arbitron Radio Service has been accredited by the Media Rating Council (MRC) since 1968. To merit continued MRC accreditation, Arbitron: (1) adheres to the Council's Minimum Standards for Media Rating Research; (2) supplies full information to the MRC regarding details of its operation; (3) conducts its measurement service substantially in accordance with representations to its subscribers and the Council; and (4) submits to, and pays the cost of, thorough annual audits of accredited Arbitron services by CPA firms engaged by the MRC. In addition to paying sizable audit charges, Arbitron provides office and file space for MRC auditors as well as considerable staff and computer time involved in various aspects of the audit.

Further information about the MRC's accreditation and auditing procedures can be obtained from the Executive Director, Media Rating Council, Inc., 370 Lexington Avenue, Suite 902, New York, New York 10017.

Preface

This report is designed to provide radio audience estimates representing radio listening during an average week for this market for the Spring 2005 survey period and other information. The surveys to which the Target Listener Trends estimates apply are identified on the Target Listener Trends pages of this report. The estimates are based on listening information recorded in seven-day diaries by persons 12 years of age and older. All audience estimates are approximations subject to statistical variations and other limitations. The reliability of audience estimates cannot be determined to any precise mathematical value or definition.

This report is intended to furnish radio station, advertiser and agency clients of Arbitron with an aid in evaluating radio audience size and composition. Arbitron attempts to provide herein a summary description of methodology for Arbitron audience estimates contained in the Listener Estimates section of this report. A more detailed description of Arbitron methodology can be found in a separate publication titled *Arbitron Radio Description of Methodology* (available at www.arbitron.com) and other associated relevant documents, available to all Arbitron Radio Report subscribers.

Warning

All Arbitron audience estimates and Arbitron maps are proprietary and confidential.

Each Arbitron audience estimate and Arbitron map is copyrighted. The unauthorized use of any Arbitron audience estimate or map constitutes copyright infringement that could subject the infringer to statutory damages of up to \$150,000 and criminal penalties of up to 10 years imprisonment and a \$500,000 fine pursuant to Chapter 5, Sections 504 and 506 of Title 17 of the U.S. Code. All users of this report are referred to "Restrictions on Use of Report" (Page M6, Paragraph 21).

DMA[®] is a registered service mark of Nielsen Media Research, Inc., and is used pursuant to a license from Nielsen Media Research, Inc.

Contents

The Market	2
Station Information	5
Metro Market Profile	6
Rating Distortion/Rating Bias Policies & Procedures	10
Special Notices	13
Listener Estimates	14
Target Listener Trends/Estimates	14
Listener Composition	274
Listening Locations	282
Time Spent Listening	285
Cume Duplication Percent	292
Exclusive & Overnight Listening	295
Ethnic Composition	296
TSA Target Listeners (includes Metro)	299
DMA Target Listeners	304
Methodology	M1
Arbitron Radio Reliability Tables	M1
Description of Methodology	M3
Selected Arbitron Terms	M7
Metro Market Profile Sources	M8
Arbitron Radio Market Survey Schedule	M9

Please note/Users of this report should become familiar with the sections of this report titled "Description of Methodology" (Pages M3-M7) and "Limitations" (Page M5, Paragraph 16). Instructions for estimating reliability and effective sample bases for this report can be found on Pages M1 and M2.

Los Angeles

and Los Angeles, CA DMA®



© 2005 Arbitron Inc.

Nonsubscribers to this report may not reproduce this map for any purpose, including but not limited to sales, marketing, advertising or promotional purposes, without the express written permission of Arbitron Inc.

Metro
 TSA
 DMA®

TSA and DMA sampled in Spring and Fall only.
 For definitions of the terms Metro, TSA and DMA, see Page M3, Paragraph 1, and Page M7, "Selected Arbitron Terms."

Metro Rank: 2

Market Surveyed: Winter, Spring, Summer, Fall

Station Subscribers to This Report*

KABC-AM	KBIG-FM	KBUA-FM	KBUE-FM	KCBS-FM	KDAY-FM
KDLD-FM	KDLE-FM	KEBN-FM	KFI-AM	KFSH-FM	KFWB-AM
KHHT-FM	KHJ-AM	KIIS-FM	KJLH-FM	KKBT-FM	KKLA-FM
KLAC-AM	KLAX-FM	KLOS-FM	KLSX-FM	KLTX-AM	KLVE-FM
KLYY-FM	KMXE-AM	KMZT-FM	KNX-AM	KOST-FM	KPWR-FM
KRCD-FM	KRCV-FM	KRLA-AM	KROQ-FM	KRTH-FM	KSCA-FM
KSPN-AM	KSSE-FM	KTLK-AM	KTNQ-AM	KTWW-FM	KVVS-FM
KWIZ-FM	KXOL-FM	KYSR-FM	KZLA-FM		

* Station subscribers as of release to print.

Population Estimates and Tabulated (In-Tab) Diaries by County

Estimated P12+ Population			County/ Split County			HDA		Estimated P12+ Population			County/ Split County			HDA	
In-Tab	Area		ST	BIK. /	Hisp.			In-Tab	Area		ST	BIK. /	Hisp.		
1,286,800	839	MTD	CA		H			190,800	75	TD	CA				
2,420,000	1,642	MTD	CA	B	H			692,600	1,008	TD	CA		H		
256,400	147	MTD	CA		H			6,300	20	TD	CA				
197,800	144	MTD	CA		H			487,300	250	TD	CA				
2,733,600	1,818	MTD	CA		H			343,200	1,038	TD	CA		H		
1,355,400	908	MTD	CA		H			884,400	1,110	T	CA		H		
2,474,900	1,747	MTD	CA		H			174,800	794	T	CA		H		
16,000	18	TD	CA					265,600	167	TD	CA				
61,800	122	TD	CA					397,400	1,094	TD	CA		H		
973,100	1,450	TD	CA		H			21,200	30	D	CA				

M - Metro County T - TSA County D - DMA County HDA - High-Density Area (Black or Hispanic) REM - Remainder portion of geographic split county

High-Density Area

Black/Hispanic

Combined	Total		Ethnic	
	In-Tab	Est. Pop. 12+	In-Tab	Est. Pop. 12+
HDBA	123	190,600	82	124,000
HDHA	4,586	7,001,300	2,551	3,937,600

These population estimates are based on Census 2000 data, updated and projected to January 1, 2005 by Claritas, Inc.

Effective with the Fall 2004 survey, population estimates for this report are based on Claritas, Inc. 1/1/05 whole-county population estimates (Census 2000-based).

For split-county population estimates, the 1/1/05 whole-county populations are allocated to the respective split counties, based on Claritas, Inc. 1/1/04 zip code population estimates (Census 2000-based).

For total Metro in-tab counts for applicable ethnic groups, see Page 4.

Population Estimates and In-Tab Diary Sample by Demographics

	Metro					TSA					DMA				
	Est. Pop.	Est. Pop. % P12+	In-Tab Sample	% Unwgt. In-Tab Sample	% Wgt. In-Tab Sample	Est. Pop.	Est. Pop. % P12+	In-Tab Sample	% Unwgt. In-Tab Sample	% Wgt. In-Tab Sample	Est. Pop.	Est. Pop. % P12+	In-Tab Sample	% Unwgt. In-Tab Sample	% Wgt. In-Tab Sample
Men															
12-24	1,246,100	11.6	852	11.8	11.6	1,828,300	12.0	1,651	11.5	12.0					
18-24	659,200	6.1	457	6.3	6.1	972,900	6.4	838	5.8	6.4	901,400	6.4	749	6.0	6.4
25-34	1,021,700	9.5	601	8.3	9.5	1,416,200	9.3	1,140	7.9	9.3	1,322,700	9.3	1,004	8.0	9.3
35-44	1,060,100	9.9	602	8.3	9.9	1,473,800	9.7	1,186	8.2	9.7	1,376,500	9.7	1,043	8.3	9.7
45-49	464,500	4.3	315	4.3	4.3	661,100	4.3	587	4.1	4.3	615,100	4.3	504	4.0	4.3
50-54	390,700	3.6	274	3.8	3.6	557,900	3.7	535	3.7	3.7	517,700	3.7	460	3.7	3.7
55-64	545,100	5.1	377	5.2	5.1	774,400	5.1	792	5.5	5.1	719,600	5.1	689	5.5	5.1
65+	549,600	5.1	360	5.0	5.1	802,900	5.3	785	5.5	5.3	739,000	5.2	623	5.0	5.2
18+	4,690,900	43.7	2,986	41.2	43.7	6,659,200	43.8	5,863	40.7	43.8	6,192,000	43.7	5,072	40.5	43.7
Women															
12-24	1,184,500	11.0	906	12.5	11.0	1,716,700	11.3	1,796	12.5	11.3					
18-24	625,900	5.8	472	6.5	5.8	902,000	5.9	892	6.2	5.9	840,900	5.9	797	6.4	5.9
25-34	977,100	9.1	695	9.6	9.1	1,348,100	8.9	1,280	8.9	8.9	1,261,900	8.9	1,154	9.2	8.9
35-44	1,032,600	9.6	660	9.1	9.6	1,438,100	9.4	1,358	9.4	9.5	1,345,600	9.5	1,186	9.5	9.5
45-49	471,600	4.4	367	5.1	4.4	669,600	4.4	730	5.1	4.4	623,400	4.4	618	4.9	4.4
50-54	414,400	3.9	320	4.4	3.9	585,000	3.8	612	4.3	3.8	543,800	3.8	529	4.2	3.8
55-64	601,500	5.6	443	6.1	5.6	843,000	5.5	906	6.3	5.5	784,000	5.5	781	6.2	5.5
65+	765,400	7.1	473	6.5	7.1	1,103,100	7.2	1,033	7.2	7.2	1,016,600	7.2	839	6.7	7.2
18+	4,888,500	45.6	3,430	47.3	45.6	6,888,900	45.3	6,811	47.3	45.3	6,416,200	45.2	5,904	47.2	45.2
P18+	9,579,400	89.3	6,416	88.6	89.3	13,548,100	89.0	12,674	88.1	89.0	12,608,200	88.9	10,976	87.7	88.9
Teens 12-17	1,145,500	10.7	829	11.4	10.7	1,670,100	11.0	1,717	11.9	11.0	1,572,000	11.1	1,541	12.3	11.1
Black P12+	See "Special Notices" section.														
Hispanic P12+	4,422,000	41.2	2,953	40.8	41.2										
Total P12+	10,724,900		7,245			15,218,200		14,391			14,180,200		12,517		

Diary Placement/Return

	Metro	TSA	DMA
LST - Est. Usable Households in Sample	3,263	6,433	5,437
UNL - Est. Usable Households in Sample	8,505	16,150	14,008
TOT - Est. Usable Households in Sample	11,768	22,583	19,445
LST - Est. Persons in Usable Households	8,164	16,089	13,760
UNL - Est. Persons in Usable Households	22,239	42,048	37,019
TOT - Est. Persons in Usable Households	30,403	58,137	50,779
LST - Contacted Households	3,095	6,131	5,184
UNL - Contacted Households	7,811	14,934	12,961
TOT - Contacted Households	10,906	21,065	18,145
LST - Households Accepting Diaries	1,540	3,156	2,667
UNL - Households Accepting Diaries	3,917	7,646	6,708
TOT - Households Accepting Diaries	5,457	10,802	9,375
LST - Persons Sent Diaries	3,881	7,945	6,794
UNL - Persons Sent Diaries	10,344	20,088	17,888
TOT - Persons Sent Diaries	14,225	28,033	24,682
LST - Diaries In-Tab	1,915	4,038	3,399
UNL - Diaries In-Tab	5,330	10,353	9,118
TOT - Diaries In-Tab	7,245	14,391	12,517
Metro Sample Target	7,440		
Metro In-Tab/Target Index	97		
Metro Response Rate %	24		

These population estimates are based on Census 2000 data, updated and projected to January 1, 2005 by Claritas, Inc.

Effective with the Fall 2004 survey, population estimates for this report are based on Claritas, Inc. 1/1/05 whole-county population estimates (Census 2000-based).

For split-county population estimates, the 1/1/05 whole-county populations are allocated to the respective split counties, based on Claritas, Inc. 1/1/04 zip code population estimates (Census 2000-based).

LST - Listed UNL - Unlisted TOT - Total

(For information on Sampling and Measurement Techniques, see Page M3, Paragraph 2.)



Station Information

For Stations Listed in This Report

Home to Arbitron Radio Metro Area

[Stations listed alphabetically left to right.]

- (s) **KABC-AM 790**
3321 S La Cienega Blvd
Los Angeles, CA 90016
(310) 840-4912 Fax: (310) 558-5689
Format: Talk/Personality
Sales Rep: ABC RADIO SALES
Network: ABC
City of Lic./Alt City ID: Los Angeles, CA
County/Split Co.: Los Angeles Southwest, CA
Power Day/Night (watts): 5,000/5,000
- (s) **KBUA-FM 94.3** (simulcast w/KBUE-FM)†
1845 Empire Ave
Burbank, CA 91504
(818) 729-5300 Fax: (818) 729-5678
Format: Mexican Regional
Sales Rep: IN HOUSE
Network: IND
City of Lic./Alt City ID: Sn Frnando/Los Angl, CA
County/Split Co.: Los Angeles Central North, CA
ERP (watts) / HAAT (meters): 3,000/29
- (s) **KDAY-FM 93.5**
5055 Wilshire Blvd #720
Los Angeles, CA 90036
(323) 337-1600 Fax: (323) 337-1633
Format: Rhythmic Contemporary Hit
Sales Rep: INTEREP
Network: IND
City of Lic./Alt City ID: Redondo Beach, CA
County/Split Co.: Los Angeles Southwest, CA
ERP (watts) / HAAT (meters): 3,400/132
- (s) **KEBN-FM 94.3**
1845 Empire Ave
Burbank, CA 91504
(818) 729-5300 Fax: (818) 729-5655
Format: Mexican Regional
Sales Rep: IN HOUSE
Network: IND
City of Lic./Alt City ID: Gardn Grove/Anaheim, CA
County/Split Co.: Orange, CA
ERP (watts) / HAAT (meters): 3,000/75
- (s) **KFWB-AM 980**
6230 Yucca St
Los Angeles, CA 90028
(323) 871-4612 Fax: (323) 871-4681
Format: All News
Sales Rep: INFINITY RADIO SALES
Network: CNN, APNET, WESTWD
City of Lic./Alt City ID: Los Angeles, CA
County/Split Co.: Los Angeles Southwest, CA
Power Day/Night (watts): 5,000/5,000

- KAZN-AM 1300**
747 E Green St #101
Pasadena, CA 91101
(626) 568-1300 Fax: (626) 568-3666
Format: Ethnic
Sales Rep: N/A
Network: IND
City of Lic./Alt City ID: Pasadena/Ls Angeles, CA
County/Split Co.: Los Angeles Southeast, CA
Power Day/Night (watts): 5,000/1,000
- (s) **KBUE-FM 105.5** (simulcast w/KBUA-FM)†
1845 Empire Ave
Burbank, CA 91504
(818) 729-5300 Fax: (818) 729-5678
Format: Mexican Regional
Sales Rep: IN HOUSE
Network: IND
City of Lic./Alt City ID: Long Beach/Los Angl, CA
County/Split Co.: Los Angeles Central South, CA
ERP (watts) / HAAT (meters): 3,000/142
- (s) **KDLD-FM 103.1**
5700 Wilshire Blvd Ste 250
Los Angeles, CA 90036
(323) 900-6100 Fax: (323) 900-6108
Format: Alternative
Sales Rep: CLEAR CHANNEL RADIO SALES
Network: IND
City of Lic./Alt City ID: Snta Monica/Nwprt B, CA
County/Split Co.: Los Angeles Southwest, CA
ERP (watts) / HAAT (meters): 3,000/81
- (s) **KFI-AM 640**
3400 W Olive Ave # 550
Burbank, CA 91505
(818) 559-2252 Fax: (818) 260-9915
Format: News Talk Information
Sales Rep: CLEAR CHANNEL RADIO SALES
Network: APNET, PRMIER, FOXNEW
City of Lic./Alt City ID: Los Angeles, CA
County/Split Co.: Los Angeles Southwest, CA
Power Day/Night (watts): 50,000/50,000
- (s) **KHHT-FM 92.3**
3400 W Olive Ave # 550
Burbank, CA 91505
(818) 559-2252 Fax: (818) 955-8199
Format: Rhythmic Oldies
Sales Rep: KATZ RADIO
Network: IND
City of Lic./Alt City ID: Los Angeles, CA
County/Split Co.: Los Angeles Southwest, CA
ERP (watts) / HAAT (meters): 43,000/887

- (s) **KBIG-FM 104.3**
3400 W Olive Ave Ste 550
Burbank, CA 91505
(818) 559-2252 Fax: (818) 637-2267
Format: Hot Adult Contemporary
Sales Rep: SENTRY
Network: PRMIER
City of Lic./Alt City ID: Los Angeles, CA
County/Split Co.: Los Angeles Southwest, CA
ERP (watts) / HAAT (meters): 84,000/882
- (s) **KCBS-FM 93.1**
5901 Venice Blvd
Los Angeles, CA 90034
(323) 937-9331 Fax: (323) 938-8795
Format: Adult Hits
Sales Rep: INTEREP
Network: CBS
City of Lic./Alt City ID: Los Angeles, CA
County/Split Co.: Los Angeles Southwest, CA
ERP (watts) / HAAT (meters): 28,500/1,066
- (s) **KDLE-FM 103.1**
5700 Wilshire Blvd Ste 250
Los Angeles, CA 90036
(323) 900-6100 Fax: (323) 900-6200
Format: Alternative
Sales Rep: CLEAR CHANNEL RADIO SALES
Network: IND
City of Lic./Alt City ID: Newprt Bch/Snt Monc, CA
County/Split Co.: Orange, CA
ERP (watts) / HAAT (meters): 2,000/91
- (s) **KFSH-FM 95.9**
701 North Brand Blvd Ste 550
Glendale, CA 91203
(818) 956-5552 Fax: (818) 551-1110
Format: Contemporary Christian
Sales Rep: N/A
Network: IND
City of Lic./Alt City ID: Anaheim/Los Angeles, CA
County/Split Co.: Orange, CA
ERP (watts) / HAAT (meters): 6,000/100
- (s) **KHJ-AM 930**
1845 W Empire Ave
Burbank, CA 91504
(818) 729-5300 Fax: (818) 729-5678
Format: Mexican Regional
Sales Rep: IN HOUSE
Network: IND
City of Lic./Alt City ID: Los Angeles, CA
County/Split Co.: Los Angeles Southwest, CA
Power Day/Night (watts): 5,000/5,000

- (s) Station subscribers as of release to print
* Simulcasting 10%-50%, Mon-Sun, 6AM-Midnight
† Simulcasting 51%-90%, Mon-Sun, 6AM-Midnight
‡ Simulcasting 91%-100%, Mon-Sun, 6AM-Midnight
< > Indicates home status is based on station's Alternate City ID, rather than on station's legally authorized City of License.

The data above are the most current data provided to Arbitron as of the last day of this survey period. Commercial stations are listed only if they have met Arbitron's Minimum Reporting Standards for this survey (see Page M4, Paragraphs 7-10 of this report). Noncommercial stations and nonqualifying commercial stations are not listed in this report (see Page M4, Paragraph 7). The county or split county listing reflects the geographic location of the station's City of License. Stations for which no Sales Representative or format information is on file with Arbitron are listed above by "N/A." See the "Special Notices" section of this report for additional station information.

continued...

Network Affiliation Abbreviations

ABC: ABC Radio Networks	MRN: Motor Racing Network
APM: American Public Media	PRMIER: Premiere Radio Networks
APNET: Associated Press Radio Network	SBUSA: Sports Byline USA
AURN: American Urban Radio Networks	SOURCE: Westwood One Source Radio Network
BTR: Business Talk Radio	SPNEWS: Sporting News Radio
CAR: Cadena Caracol Network	SRN: Salem Radio Network
CBS: CBS Radio Networks	TALKNT: Talknet
CNN: Westwood One CNN Plus Radio Network	TARN: Talk America Radio Network
DISNEY: Disney Radio Network	UNIVSN: Radio Cadena Univision
ESPN: ESPN Radio Network	USA: USA Radio Network
FOXNEW: Fox News	WESTWD: Westwood One Radio Networks
FOXSP: Fox Sports Network	IND: Denotes stations that have not reported to Arbitron an affiliation with any of the above radio networks.
IEAMER: I E America Network	
JRN: Jones Radio Network	



Station Information *(continued)*

For Stations Listed in This Report

[Stations listed alphabetically left to right.]

Home to Arbitron Radio Metro Area *(continued)*

- | | | |
|--|---|--|
| <p>(s) KIIS-FM 102.7 (simulcast w/KVWS-FM)†
3400 W Olive Ave # 550
Burbank, CA 91505
(818) 559-2252 Fax: (818) 955-8308
Format: Pop Contemporary Hit Radi
Sales Rep: KATZ RADIO
Network: IND
City of Lic./Alt City ID: Los Angeles, CA
County/Split Co.: Los Angeles Southwest, CA
ERP (watts) / HAAT (meters): 8,000/902</p> | <p>(s) KJLH-FM 102.3
161 N Labrea Ave
Inglewood, CA 90301
(310) 330-2200 Fax: (310) 330-5555
Format: Urban Adult Contemporary
Sales Rep: MCGAVREN GUILD
Network: AJRN
City of Lic./Alt City ID: Compton, CA
County/Split Co.: Los Angeles Central South, CA
ERP (watts) / HAAT (meters): 5,600/103</p> | <p>(s) KKBT-FM 100.3
5900 Wilshire Ste 1900
Los Angeles, CA 90036
(323) 634-1800 Fax: (323) 634-1888
Format: Urban Contemporary
Sales Rep: KATZ RADIO
Network: IND
City of Lic./Alt City ID: Los Angeles, CA
County/Split Co.: Los Angeles Southwest, CA
ERP (watts) / HAAT (meters): 5,300/916</p> |
| <p>(s) KKLA-FM 99.5
701 N Brand Blvd # 550
Glendale, CA 91203
(818) 956-5552 Fax: (818) 551-1110
Format: Religious
Sales Rep: SALEM RADIO REPRESENTATIVES
Network: SRN
City of Lic./Alt City ID: Los Angeles, CA
County/Split Co.: Los Angeles Southwest, CA
ERP (watts) / HAAT (meters): 10,500/878</p> | <p>(s) KLAC-AM 570
3400 W Olive Ave # 550
Burbank, CA 91505
(818) 559-2252 Fax: (818) 729-2510
Format: All Sports
Sales Rep: CLEAR CHANNEL RADIO SALES
Network: FOXSP, PRMIER
City of Lic./Alt City ID: Los Angeles/Anahelm, CA
County/Split Co.: Los Angeles Southwest, CA
Power Day/Night (watts): 5,000/5,000</p> | <p>(s) KLAX-FM 97.9
10281 W Pico Blvd
Los Angeles, CA 90064
(310) 203-0900 Fax: (310) 843-4961
Format: Mexican Regional
Sales Rep: INTEREP
Network: IND
City of Lic./Alt City ID: East Los Angeles, CA
County/Split Co.: Los Angeles Central South, CA
ERP (watts) / HAAT (meters): 33,000/184</p> |
| <p>(s) KLOS-FM 95.5
3321 S La Cienega Blvd
Los Angeles, CA 90016
(310) 840-4836 Fax: (310) 558-7685
Format: Classic Rock
Sales Rep: ABC RADIO SALES
Network: ABC
City of Lic./Alt City ID: Los Angeles, CA
County/Split Co.: Los Angeles Southwest, CA
ERP (watts) / HAAT (meters): 63,000/954</p> | <p>(s) KLSX-FM 97.1
3580 Wilshire Blvd
Los Angeles, CA 90010
(323) 930-7320 Fax: (323) 931-6872
Format: Talk/Personality
Sales Rep: INTEREP
Network: IND
City of Lic./Alt City ID: Los Angeles, CA
County/Split Co.: Los Angeles Southwest, CA
ERP (watts) / HAAT (meters): 21,000/915</p> | <p>(s) KLTG-AM 1390
136 S Oak Knoll Av #300
Pasadena, CA 91101
(626) 356-4230 Fax:
Format: Spanish Religious
Sales Rep: N/A
Network: IND
City of Lic./Alt City ID: Long Beach, CA
County/Split Co.: Los Angeles Central South, CA
Power Day/Night (watts): 5,000/3,600</p> |
| <p>(s) KLVE-FM 107.5
655 N Central Ave #2500
Glendale, CA 91203
(818) 500-4500 Fax: (818) 500-4480
Format: Spanish Contemporary
Sales Rep: KATZ HISPANIC REPS INC
Network: IND
City of Lic./Alt City ID: Los Angeles, CA
County/Split Co.: Los Angeles Southwest, CA
ERP (watts) / HAAT (meters): 29,500/914</p> | <p>(s) KLYY-FM 97.5
5700 Wilshire Blvd Ste 250
Los Angeles, CA 90036
(323) 900-6100 Fax: (323) 900-6127
Format: Spanish Tropical
Sales Rep: LOTUS ENTRAVISION REPS
Network: IND
City of Lic./Alt City ID: <Rivrsd/Ls Angeles>, CA
County/Split Co.: Riverside West Inner, CA
ERP (watts) / HAAT (meters): 72,000/557</p> | <p>(s) KMXE-AM 830
15301 Ventura Blvd Bld D#200
Sherman Oaks, CA 91403
(818) 528-2050 Fax: (818) 784-8824
Format: Spanish News/Talk
Sales Rep: IN HOUSE
Network: IND
City of Lic./Alt City ID: Orange, CA
County/Split Co.: Orange, CA
Power Day/Night (watts): 50,000/20,000</p> |
| <p>(s) KMZT-FM 105.1
1500 Cotner Ave
Los Angeles, CA 90025
(310) 478-5540 Fax: (310) 444-8988
Format: Classical
Sales Rep: MCGAVREN GUILD
Network: IND
City of Lic./Alt City ID: Los Angeles, CA
County/Split Co.: Los Angeles Southwest, CA
ERP (watts) / HAAT (meters): 18,000/880</p> | <p>(s) KNX-AM 1070
6121 Sunset Blvd
Los Angeles, CA 90028
(323) 460-3343 Fax: (323) 460-3114
Format: All News
Sales Rep: CBS RADIO SALES
Network: CBS
City of Lic./Alt City ID: Los Angeles, CA
County/Split Co.: Los Angeles Southwest, CA
Power Day/Night (watts): 50,000/50,000</p> | <p>(s) KOST-FM 103.5
3400 W Olive Ave # 550
Burbank, CA 91505
(818) 566-4736 Fax:
Format: Adult Contemporary
Sales Rep: CHRISTAL RADIO
Network: IND
City of Lic./Alt City ID: Los Angeles, CA
County/Split Co.: Los Angeles Southwest, CA
ERP (watts) / HAAT (meters): 12,500/949</p> |

- (s) Station subscribers as of release to print
* Simulcasting 10%-50%, Mon-Sun, 6AM-Midnight
† Simulcasting 51%-90%, Mon-Sun, 6AM-Midnight
‡ Simulcasting 91%-100%, Mon-Sun, 6AM-Midnight
< > Indicates metro home status is based on station's Alternate City ID, rather than on station's legally authorized City of License.

The data above are the most current data provided to Arbitron as of the last day of this survey period. Commercial stations are listed only if they have met Arbitron's Minimum Reporting Standards for this survey (see Page M4, Paragraphs 7-10 of this report). Noncommercial stations and nonqualifying commercial stations are not listed in this report (see Page M4, Paragraph 7). The county or split county listing reflects the geographic location of the station's City of License. Stations for which no Sales Representative or format information is on file with Arbitron are listed above by "N/A." See the "Special Notices" section of this report for additional station information.

Network Affiliation Abbreviations

ABC: ABC Radio Networks	MRN: Motor Racing Network
APM: American Public Media	PRMIER: Premiere Radio Networks
APNET: Associated Press Radio Network	SBUSA: Sports Byline USA
AURN: American Urban Radio Networks	SOURCE: Westwood One Source Radio Network
BTR: Business Talk Radio	SPNEWS: Sporting News Radio
CAR: Cadena Caracol Network	SRN: Salem Radio Network
CBS: CBS Radio Networks	TALKNET: Talknet
CNN: Westwood One CNN Plus Radio Network	TARN: Talk America Radio Network
DISNEY: Disney Radio Network	UNIVSN: Radio Cadena Univision
ESPN: ESPN Radio Network	USA: USA Radio Network
FOXNEW: Fox News	WESTWTD: Westwood One Radio Networks
FOXSP: Fox Sports Network	IND: Denotes stations that have not reported to Arbitron an affiliation with any of the above radio networks.
IEAMER: I E America Network	
JRN: Jones Radio Network	

continued...

Station Information *(continued)*

For Stations Listed in This Report

Home to Arbitron Radio Metro Area *(continued)*

[Stations listed alphabetically left to right.]

- | | | |
|---|---|---|
| <p>(s) KPWR-FM 105.9
2600 W Olive 8th Fl
Burbank, CA 91505
(818) 953-4200 Fax: (818) 848-7332
Format: Rhythmic Contemporary Hit
Sales Rep: D & R
Network: IND
City of Lic./Alt City ID: Los Angeles, CA
County/Split Co.: Los Angeles Southwest, CA
ERP (watts) / HAAT (meters): 25,000/925</p> | <p>(s) KRCD-FM 103.9 (simulcast w/KRCV-FM)‡
655 N Central Ave Ste2500
Glendale, CA 91203
(818) 500-4562 Fax: (818) 500-4560
Format: Spanish Variety
Sales Rep: KATZ HISPANIC REPS INC
Network: IND
City of Lic./Alt City ID: Inglwd/Los Angeles, CA
County/Split Co.: Los Angeles Central South, CA
ERP (watts) / HAAT (meters): 4,100/118</p> | <p>(s) KRCV-FM 98.3 (simulcast w/KRCD-FM)‡
655 N Central Ave Ste 2500
Glendale, CA 91203
(818) 500-4562 Fax: (818) 500-4560
Format: Spanish Variety
Sales Rep: KATZ HISPANIC REPS INC
Network: IND
City of Lic./Alt City ID: W Covina/Ls Angeles, CA
County/Split Co.: Los Angeles Southeast, CA
ERP (watts) / HAAT (meters): 6,000/91</p> |
| <p>(s) KRLA-AM 870
701 N Brand Blvd Ste 550
Glendale, CA 91203
(818) 956-5552 Fax: (818) 551-1110
Format: News Talk Information
Sales Rep: SALEM RADIO REPRESENTATIVES
Network: SRN
City of Lic./Alt City ID: Glendale, CA
County/Split Co.: Los Angeles Central North, CA
Power Day/Night (watts): 20,000/3,000</p> | <p>(s) KROQ-FM 106.7
5901 Venice Blvd
Los Angeles, CA 90034
(323) 930-1067 Fax: (323) 936-6062
Format: Alternative
Sales Rep: INFINITY RADIO SALES
Network: IND
City of Lic./Alt City ID: Pasadena/Ls Angeles, CA
County/Split Co.: Los Angeles Southeast, CA
ERP (watts) / HAAT (meters): 5,600/423</p> | <p>(s) KRTH-FM 101.1
5515 Melrose Ave
Los Angeles, CA 90038
(323) 936-5784 Fax: (323) 464-6101
Format: Oldies
Sales Rep: INFINITY RADIO SALES
Network: IND
City of Lic./Alt City ID: Los Angeles, CA
County/Split Co.: Los Angeles Southwest, CA
ERP (watts) / HAAT (meters): 51,000/954</p> |
| <p>(s) KSCA-FM 101.9
655 N Central Ave # 2500
Glendale, CA 91203
(818) 500-4500 Fax: (818) 500-4480
Format: Mexican Regional
Sales Rep: KATZ HISPANIC REPS INC
Network: IND
City of Lic./Alt City ID: Glendale/Ls Angeles, CA
County/Split Co.: Los Angeles Central North, CA
ERP (watts) / HAAT (meters): 4,800/863</p> | <p>(s) KSPN-AM 710
3321 S La Cienega Blvd
Los Angeles, CA 90016
(310) 840-4912 Fax: (310) 558-5689
Format: All Sports
Sales Rep: ABC RADIO SALES
Network: ESPN
City of Lic./Alt City ID: Los Angeles, CA
County/Split Co.: Los Angeles Southwest, CA
Power Day/Night (watts): 50,000/10,000</p> | <p>(s) KSSE-FM 107.1
5700 Wilshire Blvd Ste 250
Los Angeles, CA 90036
(323) 900-6100 Fax: (323) 900-6127
Format: Spanish Contemporary
Sales Rep: LOTUS ENTRAVISION REPS
Network: IND
City of Lic./Alt City ID: Arcadia/Los Angeles, CA
County/Split Co.: Los Angeles Southwest, CA
ERP (watts) / HAAT (meters): 6,000/-13</p> |
| <p>(s) KTLK-AM 1150
3400 W Olive Ave # 550
Burbank, CA 91505
(818) 559-2252 Fax: (818) 729-2510
Format: Talk/Personality
Sales Rep: CLEAR CHANNEL RADIO SALES
Network: JRN, PRMIER
City of Lic./Alt City ID: Los Angeles, CA
County/Split Co.: Los Angeles Southwest, CA
Power Day/Night (watts): 50,000/44,000</p> | <p>(s) KTNQ-AM 1020
655 N Central Ave #2500
Glendale, CA 91203
(818) 500-4500 Fax: (818) 500-4552
Format: Spanish News/Talk
Sales Rep: KATZ HISPANIC REPS INC
Network: CAR, UNIVSN
City of Lic./Alt City ID: Los Angeles, CA
County/Split Co.: Los Angeles Southwest, CA
Power Day/Night (watts): 50,000/50,000</p> | <p>(s) KTWV-FM 94.7
5670 Wilshire Blvd #200
Los Angeles, CA 90036
(323) 930-5520 Fax: (323) 936-1947
Format: New AC (NAC)/Smooth Jazz
Sales Rep: INTEREP
Network: WESTWO
City of Lic./Alt City ID: Los Angeles, CA
County/Split Co.: Los Angeles Southwest, CA
ERP (watts) / HAAT (meters): 52,000/863</p> |
| <p>(s) KVVS-FM 97.7 (simulcast w/KIIS-FM)‡
348 East Ave K4
Lancaster, CA 93535
(818) 295-6405 Fax: (818) 295-6466
Format: Pop Contemporary Hit Radl
Sales Rep: IN HOUSE
Network: IND
City of Lic./Alt City ID: Mojave/Lancaster, CA
County/Split Co.: Kern East, CA
ERP (watts) / HAAT (meters): 6,000/100</p> | <p>(s) KWIZ-FM 96.7
3101 W 5th St
Santa Ana, CA 92703
(714) 554-5000 Fax: (714) 554-9362
Format: Spanish Tropical
Sales Rep: IN HOUSE
Network: IND
City of Lic./Alt City ID: Santa Ana, CA
County/Split Co.: Orange, CA
ERP (watts) / HAAT (meters): 6,000/62</p> | <p>KWVE-FM 107.9
3000 W Macarthur Ste 500
Santa Ana, CA 92704
(714) 918-6207 Fax: (714) 918-6256
Format: Religious
Sales Rep: N/A
Network: IND
City of Lic./Alt City ID: San Clemente, CA
County/Split Co.: Orange, CA
ERP (watts) / HAAT (meters): 560/1,125</p> |

continued..

- (s) Station subscribers as of release to print
* Simulcasting 10%-50%, Mon-Sun, 6AM-Midnight
† Simulcasting 51%-90%, Mon-Sun, 6AM-Midnight
‡ Simulcasting 91%-100%, Mon-Sun, 6AM-Midnight
< > Indicates metro home status is based on station's Alternate City ID, rather than on station's legally authorized City of License.

The data above are the most current data provided to Arbitron as of the last day of this survey period. Commercial stations are listed only if they have met Arbitron's Minimum Reporting Standards for this survey (see Page M4, Paragraphs 7-10 of this report). Noncommercial stations and nonqualifying commercial stations are not listed in this report (see Page M4, Paragraph 7). The county or split county listing reflects the geographic location of the station's City of License. Stations for which no Sales Representative or format information is on file with Arbitron are listed above by "N/A." See the "Special Notices" section of this report for additional station information.

Network Affiliation Abbreviations

- | | |
|--|---|
| ABC: ABC Radio Networks | MRN: Motor Racing Network |
| APM: American Public Media | PRMIER: Premiere Radio Networks |
| APNET: Associated Press Radio Network | SBUSA: Sports Byline USA |
| AURN: American Urban Radio Networks | SOURCE: Westwood One Source Radio Network |
| BTR: Business Talk Radio | SPNEWS: Sporting News Radio |
| CAR: Cadena Caracol Network | SRN: Salem Radio Network |
| CBS: CBS Radio Networks | TALKNT: Talknet |
| CNN: Westwood One CNN Plus Radio Network | TARN: Talk America Radio Network |
| DISNEY: Disney Radio Network | UNIVSN: Radio Cadena Univision |
| ESPN: ESPN Radio Network | USA: USA Radio Network |
| FOXNEW: Fox News | WESTWD: Westwood One Radio Networks |
| FOXSP: Fox Sports Network | IND: Denotes stations that have not reported to Arbitron an affiliation with any of the above radio networks. |
| TEAMER: I E America Network | |
| JRN: Jones Radio Network | |



Station Information (continued)

For Stations Listed in This Report

[Stations listed alphabetically left to right.]

Home to Arbitron Radio Metro Area (continued)

(s) KXOL-FM 96.3

10281 W Pico Blvd
Los Angeles, CA 90064
(310) 203-0900 Fax: (310) 843-4961
Format: Spanish Contemporary
Sales Rep: INTEREP
Network: IND
City of Lic./Alt City ID: Los Angeles, CA
County/Split Co.: Los Angeles Southwest, CA
ERP (watts) / HAAT (meters): 27,500/204

XTRA-AM 690

3400 W Olive Ave #550
Burbank, CA 91505
(818) 559-2252 Fax: (818) 566-4820
Format: Adult Standards
Sales Rep: CLEAR CHANNEL RADIO SALES
Network: IND
City of Lic./Alt City ID: <Tijuana/Los Angls>, MX
County/Split Co.: Baja California, MX
Power Day/Night (watts): 77,000/50,000

(s) KYSR-FM 98.7

3400 W Olive Ave Ste 550
Burbank, CA 91505
(818) 559-2252 Fax: (818) 260-9356
Format: Modern Adult Contemporary
Sales Rep: CLEAR CHANNEL RADIO SALES
Network: IND
City of Lic./Alt City ID: Los Angeles, CA
County/Split Co.: Los Angeles Southwest, CA
ERP (watts) / HAAT (meters): 75,000/360

(s) KZLA-FM 93.9

2600 W Olive Ave 8th Flr
Burbank, CA 91505
(818) 525-5000 Fax: (818) 525-5002
Format: Country
Sales Rep: D & R
Network: IND
City of Lic./Alt City ID: Los Angeles, CA
County/Split Co.: Los Angeles Southwest, CA
ERP (watts) / HAAT (meters): 18,500/956

Outside Arbitron Radio Metro Area But Home to the DMA

KCAL-FM 96.7

1940 Orange Tree Ln Ste 101
Redlands, CA 92374
(909) 793-3554 Fax: (909) 798-6627
Format: Active Rock
Sales Rep: D & R
Network: IND
City of Lic./Alt City ID: Redlands/Riverside, CA
County/Split Co.: San Bernardino West Inner, CA
ERP (watts) / HAAT (meters): 1,750/115

KGGI-FM 99.1

2001 Iowa Ave Ste 200
Riverside, CA 92507
(909) 684-1991 Fax: (909) 274-4949
Format: Rhythmic Contemporary Hit
Sales Rep: CLEAR CHANNEL RADIO SALES
Network: IND
City of Lic./Alt City ID: Riverside/S Bernardn, CA
County/Split Co.: Riverside West Inner, CA
ERP (watts) / HAAT (meters): 2,550/562

KXRS-FM 105.7 (simulcast w/KXSB-FM)‡

200 South A St 4th Fl
Oxnard, CA 93030
(805) 240-2070 Fax: (805) 240-5960
Format: Mexican Regional
Sales Rep: LOTUS ENTRAVISION REPS
Network: IND
City of Lic./Alt City ID: Hemet/San Jacinto, CA
County/Split Co.: Riverside West Inner, CA
ERP (watts) / HAAT (meters): 170/312

KCXX-FM 103.9

242 E Airport Dr Ste 106
San Bernardino, CA 92408
(909) 384-1039 Fax: (909) 888-7302
Format: Alternative
Sales Rep: MCGAVREN GUILD
Network: IND
City of Lic./Alt City ID: Lk Arrowhd/Rivrside, CA
County/Split Co.: San Bernardino West Inner, CA
ERP (watts) / HAAT (meters): 180/548

KOLA-FM 99.9

1940 Orange Tree Ln #200
Redlands, CA 92374
(909) 793-3554 Fax: (909) 335-8845
Format: Oldies
Sales Rep: D & R
Network: IND
City of Lic./Alt City ID: San Bernardino, CA
County/Split Co.: San Bernardino West Inner, CA
ERP (watts) / HAAT (meters): 29,500/507

KXSB-FM 101.7 (simulcast w/KXRS-FM)‡

200 South A St 4th Fl
Oxnard, CA 93030
(805) 240-2070 Fax: (805) 240-5960
Format: Mexican Regional
Sales Rep: LOTUS ENTRAVISION REPS
Network: IND
City of Lic./Alt City ID: Bg Bear Lk/San Bern, CA
County/Split Co.: San Bernardino West Inner, CA
ERP (watts) / HAAT (meters): 300/431

KFRG-FM 95.1

900 E Washington Ste 315
Colton, CA 92324
(909) 825-9525 Fax: (909) 825-0441
Format: Country
Sales Rep: MCGAVREN GUILD
Network: IND
City of Lic./Alt City ID: S Bernardn/Rivrsd, CA
County/Split Co.: San Bernardino West Inner, CA
ERP (watts) / HAAT (meters): 50,000/149

KWIE-FM 96.1

1845 Business Center Dr #106
San Bernardino, CA 92408
(909) 663-1961 Fax: (909) 663-1996
Format: Rhythmic Contemporary Hit
Sales Rep: CRISTAL RADIO
Network: IND
City of Lic./Alt City ID: Sn Jacinto/Rivrside, CA
County/Split Co.: Riverside West Inner, CA
ERP (watts) / HAAT (meters): 1,400/209

(s) Station subscribers as of release to print
* Simulcasting 10%-50%, Mon-Sun, 6AM-Midnight
† Simulcasting 51%-90%, Mon-Sun, 6AM-Midnight
‡ Simulcasting 91%-100%, Mon-Sun, 6AM-Midnight
< > Indicates metro home status is based on station's Alternate City ID, rather than on station's legally authorized City of License.

The data above are the most current data provided to Arbitron as of the last day of this survey period. Commercial stations are listed only if they have met Arbitron's Minimum Reporting Standards for this survey (see Page M4, Paragraphs 7-10 of this report). Noncommercial stations and nonqualifying commercial stations are not listed in this report (see Page M4, Paragraph 7). The county or split county listing reflects the geographic location of the station's City of License. Stations for which no Sales Representative or format information is on file with Arbitron are listed above by "N/A." See the "Special Notices" section of this report for additional station information.

Network Affiliation Abbreviations

ABC: ABC Radio Networks	MRN: Motor Racing Network
APM: American Public Media	PRMIER: Premiere Radio Networks
APNET: Associated Press Radio Network	SBUSA: Sports Byline USA
AURN: American Urban Radio Networks	SOURCE: Westwood One Source Radio Network
BTR: Business Talk Radio	SPNEWS: Sporting News Radio
CAR: Cadena Caracol Network	SRN: Salem Radio Network
CBS: CBS Radio Networks	TALKNT: Talknet
CNN: Westwood One CNN Plus Radio Network	TARN: Talk America Radio Network
DISNEY: Disney Radio Network	UNIVSN: Radio Cadena Univision
ESPN: ESPN Radio Network	USA: USA Radio Network
FOXNEW: Fox News	WESTWD: Westwood One Radio Networks
FOXSP: Fox Sports Network	IND: Denotes stations that have not reported to Arbitron an affiliation with any of the above radio networks.
IEAMER: I E America Network	
JRN: Jones Radio Network	

Notations

Metro Market Profile



Metro Household Data are Census 2000 data and Group Quarters Population estimates are Census 2000 data and both are updated by Claritas, Inc. where appropriate sources are available. (For more information, see "Metro Census Data," Page M8.)

Household Data

	Metro Total	Metro %		Metro Total	Metro %
Total Households	4,239,600	100.0	Seasonal Housing Units	26,998	.7
Households by Income			Education: Persons 25+		
Under \$15,000	595,649	14.0	Elementary 0-8 grade	1,144,788	14.9
\$15,000-24,999	439,504	10.4	High school 1-3 yrs	993,696	12.9
\$25,000-34,999	468,866	11.1	High school grad	1,422,681	18.6
\$35,000-49,999	599,228	14.1	College 1-3 yrs	2,102,301	27.3
\$50,000-74,999	750,350	17.7	College 4+ yrs	2,016,928	26.3
\$75,000-99,999	506,024	11.9	Colleges & Universities		
\$100,000-149,999	481,096	11.4	Total enrollment	683,271	100.0
\$150,000+	398,883	9.4	Full-time enrollment	337,387	49.4
Median income: \$50,496			Occupation		
Value of Owner-Occupied Housing Units			Managerial	1,865,515	35.2
Less than \$50,000	23,484	.6	Technical	1,473,947	27.9
\$50,000-79,999	23,256	.5	Service worker	757,810	14.3
\$80,000-99,999	40,793	1.1	Farm worker	10,717	.2
\$100,000-149,999	236,573	5.8	Precision production	403,906	7.7
\$150,000-249,999	687,138	16.9	Operator	780,358	14.7
\$250,000+	766,929	18.8	Farm Population		
Median value: \$228,200				734	
Monthly Contract Rent			Transportation to Work		
Less than \$350	141,850	3.5	Public	291,028	5.6
\$350-499	259,563	6.4	Driving to work	3,720,688	72.0
\$500-599	322,132	7.9	Carpool	756,393	14.6
\$600-749	441,856	10.8	Other	404,628	7.8
\$750-999	454,588	11.2	Average Travel Time to Work (Min.)		
\$1,000+	331,789	8.2		29	
Median rent: \$680			Car Ownership by Household		
Household Size			0 Cars	470,000	11.1
1 Person	1,014,600	23.9	1 Car	1,516,600	35.8
2 Persons	1,129,800	26.7	2 Cars	1,538,100	36.2
3-4 Persons	1,303,200	30.7	3+ Cars	714,900	16.9
5+ Persons	792,000	18.7			

Group Quarters Population Estimates

Group Quarters Populations are included in the universe estimates. Additionally, Group Quarters Populations are included in the sample frame if the individual living quarters (room, suite or apartment) has a private residential telephone number that serves fewer than 10 residents. Persons are not eligible to participate in the survey if their living quarters has no private telephone number or the telephone number is used by 10 or more residents.

Population Estimates	Military Housing	% Total Demographic	University Housing	% Total Demographic	Other Group Quarters	% Total Demographic
Persons 12+	100	.0	51,500	.5	164,300	1.5
Teens 12-17	0	.0	500	.0	9,700	.8
Men	18-24	100	21,700	3.3	9,200	1.4
	25-34	0	1,800	.2	17,700	1.7
	35-44	0	300	.0	19,900	1.9
	45-49	0	0	.0	7,600	1.6
	50-54	0	0	.0	5,400	1.4
	55-64	0	0	.0	6,600	1.2
	65+	0	0	.0	18,500	3.4
Women	18-24	0	25,500	4.1	2,300	.4
	25-34	0	1,000	.1	5,900	.6
	35-44	0	400	.0	6,800	.7
	45-49	0	100	.0	3,100	.7
	50-54	0	100	.0	2,400	.6
	55-64	0	100	.0	4,200	.7
	65+	0	0	.0	45,000	5.9

Ethnic Population Estimates

Metro Ethnic Populations are reported for all Standard and Condensed Markets whether or not ethnic sampling procedures are in place (see Page 4). The Percent Total Black and Hispanic Populations are based on Black and Hispanic Populations Persons 12+. The Percent Total Demographic is based on total Metro Demographics on Page 4. Ethnic Population information is based on Census 2000 data, updated and projected to 1/1/05 by Claritas, Inc.

Hispanic persons may be of any race (White; Black; Native American; Eskimo or Aleut; Asian or Pacific Islander). For purposes of Arbitron reports and publications, Hispanic persons that are Black are not included in Black universe estimates. Hispanic persons of all races are included in estimates of Hispanic universes and Hispanic audience estimates.

Population Estimates	Total Black	% Total Black Pop.	% Total Demographic	Total Hispanic	% Total Hispanic Pop.	% Total Demographic
Persons 12+	822,300	100.0	7.7	4,422,000	100.0	41.2
Teens 12-17	91,400	11.1	8.0	637,200	14.4	55.6
Men						
18-24	38,600	4.7	5.9	391,400	8.9	59.4
25-34	65,400	8.0	6.4	544,700	12.3	53.3
35-44	80,200	9.8	7.6	433,400	9.8	40.9
45-49	34,900	4.2	7.5	156,500	3.5	33.7
50-54	29,300	3.6	7.5	116,800	2.6	29.9
55-64	46,300	5.6	8.5	146,100	3.3	26.8
65+	38,100	4.6	6.9	109,500	2.5	19.9
Women						
18-24	44,400	5.4	7.1	352,400	8.0	56.3
25-34	76,200	9.3	7.8	491,300	11.1	50.3
35-44	88,600	10.8	8.6	416,100	9.4	40.3
45-49	40,100	4.9	8.5	161,700	3.7	34.3
50-54	35,100	4.3	8.5	129,100	2.9	31.2
55-64	54,900	6.7	9.1	175,500	4.0	29.2
65+	58,800	7.2	7.7	160,300	3.6	20.9

Area Lifestyle Profile

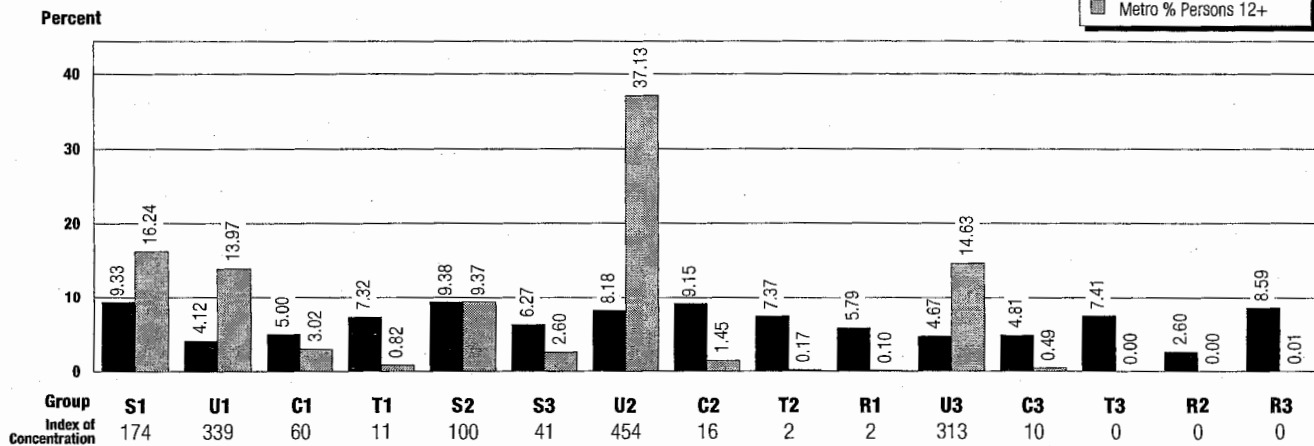
by PRIZM® Groups

PRIZM is a market segmentation system developed by Claritas, Inc. to help marketers target consumers, and to profile markets and audiences by lifestyle. There are 62 PRIZM clusters which are organized into 15 broader social groups denoting basic neighborhood types.

The 15 PRIZM social groups are identified by codes that are listed below the graph.

In this graph, the national composition and this Metro's composition for each PRIZM group are shown for Persons 12+. The Index of Concentration compares this Metro's composition

with the national composition for each PRIZM group. An index of 100 indicates that the Metro has the same percent concentration as the nation. (For more information about PRIZM and Claritas, Inc., see Page M8.)



PRIZM® Groups

S1 Elite Suburbs - superrich, executive, upscale white-collar couples, empty-nesters

U1 Urban Uptown - elite, upscale, bohemian singles & couples; established immigrant families

C1 2nd City Society - upscale executive & young upscale white-collar; affluent retirees

T1 Landed Gentry - elite exurban, small-town executive & young, mid-class town families

S2 The Affluentials - upwardly mobile young singles & couples; white-collar suburban families

S3 Inner Suburbs - empty-nesters, mobile city singles, blue-collar families & aging couples

U2 Urban Midscale - white-collar urb. couples; mid-income immigr.; African-American & Hispanic families

C2 2nd City Centers - mid-level, white-collar couples; mid-income families & college town singles

T2 Exurban Blues - yng. mid-class, blue-collar families in mid-size towns; GI families

R1 Country Families - midscale couples, rural, white-/blue-collar, kids, farm families

U3 Urban Cores - ethnically mixed singles; Hisp. sncls. & families; inner-city solo-parent families

C3 2nd City Blues - low-inc. older sncls., cps. & fam.; low-inc. Hisp. fam.; Afr.-Am. service wrkr.

T3 Working Towns - older families; mill towns, low-inc. blue-collar, town seniors

R2 Heartlanders - rural farm town & ranch families, farm dwellers & tenants

R3 Rustic Living - moderate blue-collar farm fam.; low-inc. older cps., remote older families

Metro Market Profile *(continued)*

Sales Data



Household Income, Total Retail Sales and 11 categories of store sales have been compiled by Claritas, Inc. and furnished to Arbitron. These data items are based upon Claritas's 2004 Demographic Update for the Metro.

Metro Income*

Total Income (\$000)	\$313,374,308
Median Household Income	\$50,496
Income per Household	\$73,916

* Income represents pretax personal income for households as defined by the Department of Commerce, Bureau of Economic Analysis.

Metro Retail Sales Data (\$000)

Total Retail Sales	\$170,098,283
Retail Expenditures per Household (\$)	\$40,121
Food & Beverage Stores	\$19,182,786
Grocery Stores	\$17,645,623
Food Services & Drinking Establishments	\$20,930,314
General Merchandise	\$18,223,080
Department Stores	\$11,353,525
Clothing & Accessories	\$10,533,716
Motor Vehicle & Parts Dealers	\$43,431,319
Building & Material Supply	\$12,331,772
Health & Personal Care	\$9,747,936
Furniture & Household Appliance Stores	\$3,022,175
Radio, TV & Other Electronics Stores	\$2,873,685

Car Registrations



The Metro Share of New Private Passenger Car Registrations* is supplied by R.L. Polk and Company. (For more information on passenger car registrations, see Page M8.)

Manufacturer	%
DaimlerChrysler AG	11.1
Ford Motor Company	7.2
General Motors Corporation	5.9
Honda/Acura	15.4
Hyundai	2.1
Nissan/Infiniti	10.6
Toyota/Lexus	27.0
Volkswagen/Audi	5.5
Other	15.1

* Note: Figures are shown for October through December of the 2005 model year.

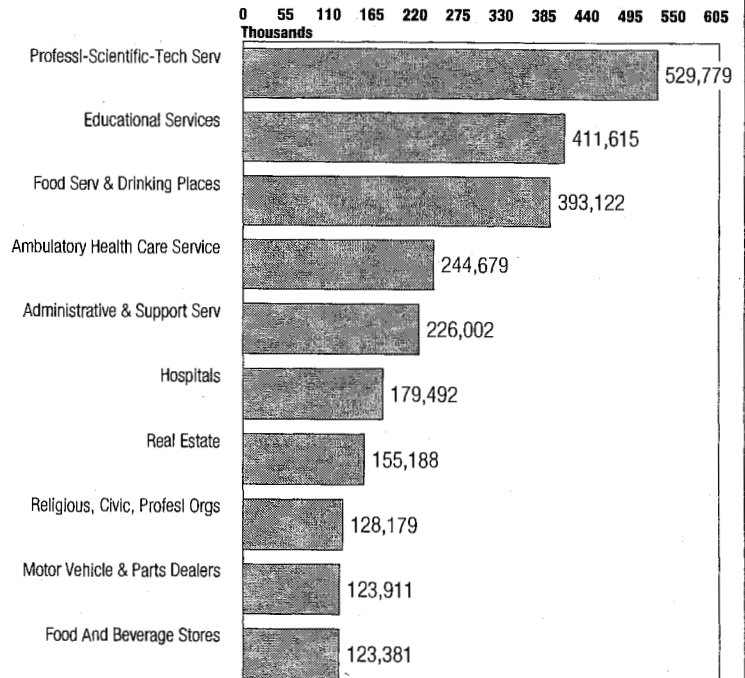
Top Ten Employer Industries

These classifications are from the Department of Commerce North American Industry Classification System (NAICS). The data below are from the 2001 County Business Patterns reports (U.S. Census Bureau) and are aggregated by primary NAICS.

Metro Employer Industries

Total Employees
6,015,004

Top 10 Total Employees
2,515,348
41.8% of Total



Magazines

Magazine	Circulation	%	Magazine	Circulation	%
AARP	685,361	16.1	SMITHSONIAN	79,614	1.9
TV GUIDE	368,352	8.7	REAL SIMPL	79,219	1.9
RDRS DIGST	271,671	6.4	MONEY	77,336	1.8
BTR HOME	210,103	4.9	MENS HLTH	75,236	1.8
TIME	209,906	4.9	SEVENTEEN	73,836	1.7
NAT GEO	207,453	4.9	PARENTINGM	71,510	1.7
PEOPLE	180,870	4.2	USNEWS&WR	70,118	1.6
SUNSET	180,813	4.2	PENTHOUSE	70,091	1.6
IN STYLE	124,739	2.9	PARENTS	67,293	1.6
NEWSWEEK	122,194	2.9	STAR	64,870	1.5
SPORTS ILS	121,251	2.8	ROLLNG STN	63,428	1.5
MAXIM	120,594	2.8	COOKING LT	57,890	1.4
GD HSEKPNG	109,128	2.6	POP SCIENC	57,381	1.3
PLAYBOY	108,570	2.5	ENDLSS VAC	56,920	1.3
O OPRAH	107,822	2.5	REDBOOK	55,049	1.3
ENTERTNMNT	107,743	2.5	CAR&DRIVER	54,158	1.3
FAMILY CRCL	104,668	2.5	GOLF DIGST	50,808	1.2
VOGUE	101,220	2.4	EBONY	47,875	1.1
COSMOPLTAN	100,993	2.4	GOLF MGZNE	45,552	1.1
PREVENTION	99,601	2.3	POP MECHAN	35,608	0.8
GLAMOUR	98,475	2.3	CTRY LIVING	34,984	0.8
LADIES HMJ	98,274	2.3	BOYS LIFE	34,522	0.8
YM	88,055	2.1	FIELD STRM	24,107	0.6
WOMANS DAY	86,886	2.0	OUTDR LIFE	16,220	0.4
MARTHA STW	81,891	1.9	SOUTHN LVG	14,060	0.3


Newspapers

Paper	Circulation	%
LOS ANGELES TIMES	795,292	18
ORANGE COUNTY REGISTER	303,123	7
LOS ANGELES DAILY NEWS	161,245	3
LA OPINION, LOS ANGELES	104,034	2
PRESS-TELEGRAM	97,024	2
DAILY BREEZE	69,606	1
USA TODAY	63,307	1
SAN GABRIEL VALLEY TRIBUNE	47,682	1
STAR-NEWS	35,158	1
DAILY VARIETY	19,888	-
WHITTIER DAILY NEWS (MORNING &	17,123	-
INLAND VALLEY DAILY BULLETIN	12,124	-
VENTURA COUNTY STAR	2,117	-

Radio Time Spent Listening*


Metro

Mon-Sun 6AM-MID



Radio 24-Hour Cume*

Metro



For more information on magazine and newspaper data, see Page M8.

* Based on Arbitron's Spring 2005 radio survey.

Rating Distortion/Rating Bias Policies and Procedures

In accordance with MRC and industry guidelines, Arbitron provides the following information relating to Rating Distortion and Rating Bias to advise Arbitron clients about applicable policies and procedures and to assist Report users in making evaluations of the audience estimates contained in the "Listener Estimates" section of this report.

Arbitron's original policy statement dated May 20, 1977, has been updated by Arbitron releases of February 1978, December 1981, January 1987, February 1988 and June 1992. Handbooks of May 1985, March 1987, June 1990 and October 1996 were distributed to all radio stations. The current handbook is available at www.arbitron.com.

As a practical matter, Arbitron's published guidelines cannot describe all possible station activities. Therefore, in order to avoid possible citation, stations are advised to submit planned activities to Arbitron for a confidential Pre-Review.

Rating Distortion

Rating Distortion is defined as: Any activity which Arbitron believes may affect the way diarykeepers record their listening, so that recorded listening differs from actual listening. Rating Distortion includes station activities through which the station has the potential to: learn the identity of diarykeepers; gain access to, or influence over, current or upcoming survey diaries; or prompt the use of diaries for purposes other than those intended by Arbitron. ARBITRON MAY DELIST FROM ITS REPORTS, COMPUTER MEDIA, AND OTHER SERVICES THE CALL LETTERS AND AUDIENCE ESTIMATES OF ANY STATION DETERMINED BY ARBITRON TO HAVE ENGAGED IN ACTIVITIES WITH RATING DISTORTION POTENTIAL.

Rating Distortion may take the form of Diarykeeper Solicitation, Improper Promotional Activities or other means. The following categories and examples are illustrative only and are not all-inclusive:

Diarykeeper Solicitation is any attempt by, or on behalf of, a station that encourages diarykeepers to record listening that differs from their actual listening. It may take the form of a public or private appeal for diarykeepers to surrender their diaries or to misreport—in any way (e.g., overstate, understate, misstate)—their actual listening to any station. Diarykeeper Solicitation includes attempted breaches of diary security, whereby a station has the potential to learn the identity of diarykeepers or to gain access to, or influence over, current or upcoming survey diaries.

Improper Promotional Activities are those that may not directly appeal to diarykeepers, but that may nevertheless cause diarykeepers to misreport their actual listening. Improper Promotional Activities include, but are not limited to: contests that may cause diarykeepers to misreport their actual listening by offering prizes based on amounts of listening recorded or claimed; attempts to cause diarykeepers to lose their anonymity; or promotions that might cause a diarykeeper to surrender a diary.

Rating Distortion is sometimes confused with "hypoing." Rating Distortion involves station activities that may prompt diarykeepers to report listening that differs from their actual listening. Hypoing refers to station activities designed to prompt more actual listenership during the survey period. Rating Distortion is cited under Arbitron's Special Station Activities guidelines; hypoing is not.

Rating Distortion Violations

Rating Distortion Violations may result in a station's call letters and audience estimates being delisted from applicable Arbitron report(s) and other services. Rating Distortion that Arbitron concludes does not warrant delisting may be noted by placement of a notice inside Arbitron's reports; placement of a notice on report covers; placement of a flag in computer media; and placement of a station's call letters and audience estimates out of alphabetical sequence, listed after all other stations that qualify for the market report, below a special distinguishing line (known as "below-the-line" listing).

Rating Bias

Rating Bias is defined as: Any announcement, statement or activity that could alert, sensitize or remind diarykeepers or potential diarykeepers about past, current or future surveys in any way that might affect participation in a current or future survey. Such activities may interfere with the objectivity or conduct of the survey and may take the form of announcements or statements on air, in print, or in any other medium.

Rating Bias activities may take the form of direct survey announcements that are pre-planned, repeated, or stylized, but may also take the form of any activity—including contests or research—if, in Arbitron's opinion, the activity may sensitize listeners to the process of recording listening in diaries. Survey announcements are messages delivered by a radio station in any medium that alert listeners that a survey is, or soon will be, in progress or that emphasize the importance of participation in radio rating surveys, regardless of whether the word "Arbitron" or "diary" is used, and regardless of whether participants are urged to be "honest" or "accurate."

Sourcing of previous survey information in the form of advertising that promotes a station's success in prior surveys, as permitted by contractual agreement with Arbitron, does not constitute Rating Bias. Note, however, that references to a station's performance in prior surveys in the context of appeals for support may, in fact, be violations of Arbitron's guidelines on Rating Bias.

Extemporaneous Comments/Arbitron may cite as Extemporaneous Comments any reference on the air, or in any other medium, that mentions or alludes to a past, current, or future Arbitron survey, diary (ies) or radio ratings in any way that might sensitize diarykeepers to a current or future survey, or that may affect the way diarykeepers report their listening in a current or future survey.

The circumstances surrounding a reference will generally affect Arbitron's decision on whether to cite that reference as Extemporaneous Comments. As the name implies, Extemporaneous Comments are generally one-time-only, spontaneous remarks that may have been intended as humorous. Where warranted, however, Arbitron may cite a reference as a Rating Bias and/or Rating Distortion activity, even if the reference appears to have been a one-time-only, spontaneous, or humorous remark.

Rating Bias/Extemporaneous Comments Violations

Rating Bias Violations or violations cited as Extemporaneous Comments may result in the station's call letters and audience estimates being placed "below-the-line" (as described in "Rating Distortion Violations"); and/or the activity being noted on the cover of the Report and/or in the "Special Notices" section of the Report; and/or placement of a flag in computer media. Notice may also be made for other applicable services. In the event of repeated or serious Rating Bias Violations, as determined by Arbitron, a station's call letters and audience estimates may be delisted in applicable reports and other services.

Media Affiliation

Employees of radio and television stations, and members of their households, are not eligible to participate in Arbitron surveys. If a station employee discovers that a household member has participated—or has agreed to participate—in the survey, Arbitron should be notified immediately. Should a station attempt to contact or influence diarykeepers, Arbitron will take whatever measures are necessary, in Arbitron's opinion, to protect the integrity of its radio audience estimates.

General Information

General information with respect to Rating Distortion and Rating Bias:

- a. Requests for an inquiry should be in writing, accompanied by evidence such as an air-check recording, direct-mail advertisement, or newspaper clipping. Requests will be accepted up to the day after the last day of the survey and should be addressed to: Radio Special Station Activities Committee, Arbitron Inc., 9705 Patuxent Woods Dr., Columbia, MD 21046-1572.
- b. The initiation of an inquiry at any time is solely within the discretion of Arbitron.
- c. Arbitron will review activities conducted *at any time* (whether or not a survey is in progress) for compliance with these guidelines if, in Arbitron's judgment, the activity has the potential to undermine the credibility of the survey. The same activity could be subject to citation for two or more consecutive surveys, depending on the timing and severity of the activity.
- d. Activities by stations not meeting Arbitron's Minimum Reporting Standards for a syndicated Market Report may still be subject to citation in any applicable custom report or other Arbitron service.
- e. Activities noted for one station may also be noted for additional stations on which the specific programming segment was also broadcast because of simulcast, syndication, or network relationships.
- f. Activities found to be in violation of these guidelines may or may not have actually affected reported listening. Such an effect would be virtually impossible to prove or disprove and Arbitron makes no attempt to do so. Activities violating these guidelines are inherently detrimental to the broadcast, advertising, and audience measurement industries. The fact that such activities occurred undermines confidence in audience estimates.

ARBITRON RESERVES THE RIGHT to use any available means to draw attention to any station activity that, in Arbitron's opinion, has the potential to undermine the credibility of the survey, even though such activity does not meet any of the specific criteria stated above. Arbitron further reserves the right to take other appropriate action depending upon the content, context, frequency, or repetition of the activity.

Industry Statements

"The American Association of Advertising Agencies (AAAA) Media Research Committee opposes any attempt in any medium to distort results of any audience measurement survey... By encouraging daily recording or reporting of radio listening activity, [stations] may be sensitizing the public and thereby contributing to rating distortion or inflation. The AAAA Media Research Committee takes violations of rules against distorting practices, as described by rating services, seriously."

"The Arbitron Radio Advisory Council (ARAC) is very concerned about the continued practice of station activities that are intended to distort ratings data... we strongly recommend that Arbitron take serious action against anyone who violates the accredited standards. Likewise, special treatment should be taken when judging stations that repeatedly break this policy after prior warning."

"The National Association of Broadcasters (NAB) is joined by the Media Rating Council (MRC) in condemning the activities engaged in by some broadcast stations that intentionally distort [or bias] legitimate audience surveys... practices specifically targeting survey respondents severely detract from the reliability and the validity of audience research. Stations that engage in these practices negatively affect the research results, which in turn influences the credibility and value of audience research in an increasingly competitive media marketplace."

"The Radio Advertising Bureau (RAB) GOALS Committee condemns any practices by radio stations designed to intentionally bias or cause distortion of the listening estimates reported by the ratings companies... they harm the credibility and value of the audience research, thereby impairing the ability of advertisers to buy efficiently and intelligently to the detriment of all radio stations... [and] the rating companies have adopted stern policies against these activities."

Notations

Special Notices

The Market

Metro Definition/ The Arbitron radio Metro definition of this market conforms to the Metropolitan Statistical Area implemented by the U.S. Office of Management and Budget in 2003.

Audience trend analyses may be affected by any change in the Metro definition. However, there are no changes in the Metro definition for the reporting periods covered by the Metro Audience Trends section of this report.

Metro Ethnic Controls/ Black and Hispanic Differential Survey Treatments (DST) used in this Metro Survey Area. All Metro counties, including HDBA and/or HDHA splits, receive the same ethnic sampling procedures.

Hispanic persons may be of any race (White; Black; Native American; Eskimo or Aleut; Asian or Pacific Islander). For purposes of Arbitron reports and publications, Hispanic persons that are Black are not included in Black universe estimates. Hispanic persons of all races are included in estimates of Hispanic universes and Hispanic audience estimates.

Geographic Split Counties/ Effective with the Fall 2004 survey, the following geographic split counties have been established/eliminated for Los Angeles, CA:

County Name
Established:
Los Angeles North Northeast, CA
Los Angeles North Southwest, CA
Eliminated:
None

Survey Procedures

Pre-Conversion Note Cards/Effective with the Winter 2005 survey, households refusing during placement call in the first two days of calling will receive a pre-conversion note with a premium.

Pre-Placement Premium/Effective with the Spring 2004 survey, all mailable households in the Metro receive a pre-placement letter and premium.

Language Usage in Hispanic DST Metros/Arbitron collects age, sex and language usage information for each person 12 years of age or older (diarykeeper), if the consenting person in the household identified the household as Hispanic during the diary placement interview. A classification of "Spanish Primary" or "English Primary" is assigned to each diarykeeper of the consenting Hispanic household, based on information obtained at that time or obtained later during the survey process, if necessary.

For this Metro and survey period, the percentages are:

Spanish Primary	English Primary
57%	43%

Language usage percentages for each Hispanic DST Metro are available in the Hispanic Diarykeeper Language Report at <http://www.arbitron.com>. Percentages are posted on the same date that Maximizer radio survey data are released for the corresponding market, as applicable.

Promised Incentive/Effective with the Fall 2002 survey, all Black and Hispanic households are offered a \$10 premium for each diary returned from the household (promised incentive). This is in addition to diary and follow-up premiums.

Additional Premiums/ Effective Spring 2001, unlisted mailable households within this Metro are sent a premium along with a preplacement letter. In addition, follow-up premiums have been increased for all households in this Metro.

Non-DST Special Treatments/Metro consenting Non-DST households receive additional follow-up calls. Metro consenting Non-Ethnic households receive additional follow-up premiums.

Young Male Differential Survey Treatments (DST/ Metro consenting Non-Black households with an 18-24 year old Male receive higher diary premiums and additional follow-up calls.

Metro consenting Non-Black households with a 25-34 year old Male receive additional follow-up calls.

Metro consenting Black households with an 18-34 year old Male receive higher diary premiums, additional follow-up calls and follow-up premiums.

Metro consenting Non-Black households with an 18-24 year old Male receive additional follow-up premiums.

The Sample

High Density Area/ Effective with the Fall 2004 survey, a High Density Black Area (HDBA) was established/eliminated as a separate sampling unit for the following county (ies):

Please refer to Page 3 for HDBA Black (Ethnic) and Total population estimates and in-tab totals.

Survey Period	HDBA Established	HDBA Eliminated
Fall 2004	(None)	Los Angeles Southeast, CA

High Density Area/ Effective with the Fall 2004 survey, a High Density Hispanic Area (HDHA) was established/eliminated as a separate sampling unit for the following county (ies):

Please refer to Page 3 for HDHA Hispanic (Ethnic) and Total population estimates and in-tab totals.

Survey Period	HDHA Established	HDHA Eliminated
Fall 2004	Los Angeles N. Northeast, CA Los Angeles N. Southwest, CA	(None)

Partial Metro Ethnic Controls/ The table below contains the ethnic population and in-tab for that portion of the Metro for which ethnic controls apply, as well as the ethnic population and in-tab for the total Metro. Note: Estimates in the Ethnic Composition section of the report are based on the total Metro ethnic in-tab.

	Black Persons 12+
Population:	
Total	8,250,000
Ethnic	780,400
Percent	9.5
In-Tab:	
Total	5,498
Ethnic	607
Percent	11.0

Excluded Counties: Orange, CA

Total Metro (Controlled and Noncontrolled):

Ethnic Population: 822,300
Ethnic In-Tab: 643

The Stations

Current Stations, Call Letter Changes and Trend Data/

Current Call Letters	Former Call Letters	Prior Trend Data	On-Air Date/Date of Change
KDAY-FM	KZAB-FM	SU04 SP04	12/10/04
KTLK-AM	KXTA-AM	FA04 SU04 SP04	02/03/05

Stations are identified in this report under their current call letters; and the audience estimates reflect listening recorded for the current and, if applicable, the former call letters. The Trends section displays trend data pertaining to both the former and the current call letters. Survey dates will be listed in the "Prior Trend Data" column whenever trend information exists for a station that has changed call letters. The date of the call letter change will also be included in order to identify which call letters were in use during a particular survey.

No adjustments are made to the reported estimates for a station that does not broadcast for the entire survey period. Since the time a station is off the air is counted as zero listening in the 12-week average, the reported estimates for a station that is on the air less than the entire survey period could understate the audience for the time the station is on the air.

Special Notices *(continued)*

Simulcasting

Listed below are the dayparts simulcast throughout the survey by the respective simulcast partners. Only the broadcast simulcast daypart(s) is (are) indicated for each simulcast combination.

Users of this report may add the published Average Quarter-Hour persons, ratings and shares in order to obtain the respective combined audience for simulcast partners. Cume estimates are not additive.

Simulcast Stations	Mon-Sun 6A-Mid	Mon-Fri 6A-10A	Mon-Fri 10A-3P	Mon-Fri 3P-7P	Mon-Fri 7P-Mid	Wkd 6A-Mid	Wkd 10A-7P	Sat 6A-10A	Sat 10A-3P	Sat 3P-7P	Sat 7P-Mid	Sun 6A-10A	Sun 10A-3P	Sun 3P-7P	Sun 7P-Mid
KBUA-FM/ KBUE-FM	X	X	X	X	X	X	X	X	X	X	X	X	X	X	X
KIIS-FM/ KWS-FM	X	X	X	X	X	X	X	X	X	X	X	X	X	X	X
KRCD-FM/ KRCV-FM	X	X	X	X	X	X	X	X	X	X	X	X	X	X	X
KXRS-FM/ KXSB-FM	X	X	X	X	X	X	X	X	X	X	X	X	X	X	X

Notations

Target Listener Trends

Persons 12+																				
Monday-Sunday 6AM-MID				Monday-Friday 6AM-10AM				Monday-Friday 10AM-3PM				Monday-Friday 3PM-7PM				Monday-Friday 7PM-MID				
AQH (00)	Cume (00)	AQH Rtg	AQH Shr	AQH (00)	Cume (00)	AQH Rtg	AQH Shr	AQH (00)	Cume (00)	AQH Rtg	AQH Shr	AQH (00)	Cume (00)	AQH Rtg	AQH Shr	AQH (00)	Cume (00)	AQH Rtg	AQH Shr	
KABC-AM																				
SP '05	344	5054	.3	2.1	545	2622	.5	2.2	499	2951	.5	2.2	456	2898	.4	2.2	184	1517	.2	2.3
WI '05	383	5945	.4	2.3	538	3159	.5	2.1	662	3434	.6	2.8	539	3309	.5	2.6	195	1918	.2	2.5
FA '04	494	6808	.5	2.9	592	3242	.6	2.4	884	4315	.8	3.8	669	3986	.6	3.2	251	2108	.2	3.2
SU '04	434	6244	.4	2.6	541	2951	.5	2.3	710	3473	.7	3.0	579	3322	.5	2.9	266	1979	.3	3.0
4-Book	414	6013	.4	2.5	554	2994	.5	2.3	689	3543	.7	3.0	561	3379	.5	2.7	224	1881	.2	2.8
SP '04	492	7003	.5	2.9	587	3276	.6	2.3	744	4149	.7	3.2	705	4066	.7	3.4	349	2241	.3	4.1
KAZN-AM																				
SP '05	64	635	.1	.4	109	446	.1	.4	66	300	.1	.3	77	332	.1	.4	54	246	.1	.7
WI '05	**	**	**	**	**	**	**	**	**	**	**	**	**	**	**	**	**	**	**	**
FA '04	**	**	**	**	**	**	**	**	**	**	**	**	**	**	**	**	**	**	**	**
SU '04	**	**	**	**	**	**	**	**	**	**	**	**	**	**	**	**	**	**	**	**
4-Book	**	**	**	**	**	**	**	**	**	**	**	**	**	**	**	**	**	**	**	**
SP '04	**	**	**	**	**	**	**	**	**	**	**	**	**	**	**	**	**	**	**	**
KBIG-FM																				
SP '05	319	8267	.3	1.9	351	3096	.3	1.4	522	3642	.5	2.3	408	3895	.4	2.0	154	1898	.1	1.9
WI '05	341	8021	.3	2.0	389	3083	.4	1.5	563	3597	.5	2.4	482	3941	.4	2.3	146	1773	.1	1.9
FA '04	328	7902	.3	1.9	393	3362	.4	1.6	578	3427	.5	2.5	419	3840	.4	2.0	129	1834	.1	1.6
SU '04	390	8693	.4	2.3	477	3325	.4	2.0	742	4194	.7	3.1	495	4006	.5	2.5	116	1879	.1	1.3
4-Book	345	8221	.3	2.0	403	3217	.4	1.6	601	3715	.6	2.6	451	3921	.4	2.2	136	1846	.1	1.7
SP '04	379	8830	.4	2.2	450	3592	.4	1.8	736	4567	.7	3.2	492	4163	.5	2.4	135	2236	.1	1.6
KBUA-FM																				
SP '05	98	1319	.1	.6	197	942	.2	.8	147	793	.1	.6	79	648	.1	.4	37	306		.5
WI '05	118	1288	.1	.7	226	874	.2	.9	186	825	.2	.8	97	631	.1	.5	32	316		.4
FA '04	112	1146	.1	.7	179	659	.2	.7	169	617	.2	.7	133	666	.1	.6	40	351		.5
SU '04	108	1220	.1	.6	152	655	.1	.6	181	810	.2	.8	103	738	.1	.5	39	340		.4
4-Book	109	1243	.1	.7	189	783	.2	.8	171	761	.2	.7	103	671	.1	.5	37	328		.5
SP '04	97	1217	.1	.6	145	676	.1	.6	142	587	.1	.6	92	703	.1	.5	42	316		.5
KBUE-FM																				
SP '05	426	6080	.4	2.5	570	2987	.5	2.3	776	3447	.7	3.4	398	2768	.4	1.9	184	1681	.2	2.3
WI '05	414	6682	.4	2.5	527	3091	.5	2.1	763	4170	.7	3.3	390	3157	.4	1.9	164	1699	.2	2.1
FA '04	465	6415	.4	2.7	589	3151	.5	2.4	685	3537	.6	2.9	512	3165	.5	2.5	217	1850	.2	2.7
SU '04	457	6212	.4	2.7	598	2922	.6	2.5	637	3688	.6	2.7	532	3320	.5	2.7	224	1855	.2	2.6
4-Book	441	6347	.4	2.6	571	3038	.5	2.3	715	3711	.7	3.1	458	3103	.5	2.3	197	1771	.2	2.4
SP '04	500	7053	.5	2.9	619	3587	.6	2.5	596	3811	.6	2.6	587	3823	.6	2.9	333	2599	.3	3.9
KCBS-FM																				
SP '05	507	10783	.5	3.0	623	5015	.6	2.5	815	5528	.8	3.6	687	6364	.6	3.3	161	3103	.2	2.0
WI '05	288	8806	.3	1.7	328	3488	.3	1.3	411	4035	.4	1.8	433	4959	.4	2.1	129	2219	.1	1.6
FA '04	302	8049	.3	1.8	342	3251	.3	1.4	466	3804	.4	2.0	463	4719	.4	2.2	98	2024	.1	1.2
SU '04	275	9190	.3	1.6	269	2885	.3	1.1	404	4025	.4	1.7	382	5026	.4	1.9	132	2267	.1	1.5
4-Book	343	9207	.4	2.0	391	3660	.4	1.6	524	4348	.5	2.3	491	5267	.5	2.4	130	2403	.1	1.6
SP '04	319	9356	.3	1.9	370	3690	.3	1.5	470	4319	.4	2.0	441	4932	.4	2.2	129	2388	.1	1.5
+KDAY-FM																				
SP '05	150	4594	.1	.9	155	1650	.1	.6	182	2224	.2	.8	222	2621	.2	1.1	96	1255	.1	1.2
WI '05	185	4532	.2	1.1	185	1975	.2	.7	271	2211	.3	1.2	248	2355	.2	1.2	110	1396	.1	1.4
FA '04	168	3790	.2	1.0	172	1499	.2	.7	187	1687	.2	.8	261	2263	.2	1.3	119	1311	.1	1.5
SU '04	204	3363	.2	1.2	217	1353	.2	.9	231	1624	.2	1.0	285	1748	.3	1.4	116	1096	.1	1.3
4-Book	177	4070	.2	1.1	182	1619	.2	.7	218	1937	.2	1.0	254	2247	.2	1.3	110	1265	.1	1.4
SP '04	177	2897	.2	1.0	146	1103	.1	.6	257	1628	.2	1.1	262	1533	.2	1.3	89	884	.1	1.0
KDLD-FM																				
SP '05	103	2235	.1	.6	113	950	.1	.5	194	1303	.2	.9	137	1200	.1	.7	44	772		.5
WI '05	65	1702	.1	.4	55	738	.1	.2	107	846	.1	.5	100	995	.1	.5	32	620		.4
FA '04	62	1439	.1	.4	46	516		.2	103	709	.1	.4	87	859	.1	.4	40	456		.5
SU '04	51	1504		.3	41	567		.2	90	654	.1	.4	82	808	.1	.4	21	418		.2
4-Book	70	1720	.1	.4	64	693	.1	.3	124	878	.1	.6	102	966	.1	.5	34	567		.4
SP '04	60	1395	.1	.4	34	414		.1	98	783	.1	.4	96	788	.1	.5	44	450		.5

** Station(s) not reported this survey.

* Listener estimates adjusted for reported broadcast schedule.

+ Station(s) changed call letters - see Page 13.

4-Book: Avg. of current and previous 3 surveys.
2-Book: Avg. of most recent 2 surveys.

Target Listener Trends

Persons 12+																				
Monday-Sunday 6AM-MID				Monday-Friday 6AM-10AM				Monday-Friday 10AM-3PM				Monday-Friday 3PM-7PM				Monday-Friday 7PM-MID				
AQH (00)	Cume (00)	AQH Rtg	AQH Shr	AQH (00)	Cume (00)	AQH Rtg	AQH Shr	AQH (00)	Cume (00)	AQH Rtg	AQH Shr	AQH (00)	Cume (00)	AQH Rtg	AQH Shr	AQH (00)	Cume (00)	AQH Rtg	AQH Shr	
KDLE-FM																				
SP '05	63	1688	.1	.4	63	550	.1	.3	120	881	.1	.5	88	1008	.1	.4	27	506	.3	.3
WI '05	75	1377	.1	.4	78	572	.1	.3	145	747	.1	.6	107	765	.1	.5	29	305	.4	.4
FA '04	59	1641	.1	.3	58	695	.1	.2	87	693	.1	.4	89	892	.1	.4	25	403	.3	.3
SU '04	47	1308	.1	.3	43	379	.1	.2	63	655	.1	.3	64	731	.1	.3	32	363	.4	.4
4-Book	61	1504	.1	.4	61	549	.1	.3	104	744	.1	.5	87	849	.1	.4	28	394	.4	.4
SP '04	64	1723	.1	.4	77	802	.1	.3	107	806	.1	.5	94	950	.1	.5	28	544	.3	.3
KEBN-FM																				
SP '05	75	1107	.1	.4	135	550	.1	.5	134	619	.1	.6	63	459	.1	.3	23	268	.3	.3
WI '05	**	**	**	**	**	**	**	**	**	**	**	**	**	**	**	**	**	**	**	**
FA '04	**	**	**	**	**	**	**	**	**	**	**	**	**	**	**	**	**	**	**	**
SU '04	**	**	**	**	**	**	**	**	**	**	**	**	**	**	**	**	**	**	**	**
4-Book	**	**	**	**	**	**	**	**	**	**	**	**	**	**	**	**	**	**	**	**
SP '04	**	**	**	**	**	**	**	**	**	**	**	**	**	**	**	**	**	**	**	**
KFI -AM																				
SP '05	647	9052	.6	3.9	1150	5707	1.1	4.6	965	5501	.9	4.3	803	4643	.7	3.9	270	2226	.3	3.3
WI '05	774	11033	.7	4.6	1410	6560	1.3	5.6	1151	6656	1.1	4.9	999	5359	.9	4.8	274	2228	.3	3.5
FA '04	740	10011	.7	4.4	1382	6324	1.3	5.5	1125	6082	1.0	4.8	945	5036	.9	4.6	266	2295	.2	3.4
SU '04	724	9962	.7	4.3	1352	6134	1.3	5.6	1075	5685	1.0	4.5	966	5031	.9	4.8	217	2108	.2	2.5
4-Book	721	10015	.7	4.3	1324	6181	1.3	5.3	1079	5981	1.0	4.6	928	5017	.9	4.5	257	2214	.3	3.2
SP '04	763	11376	.7	4.5	1464	6814	1.4	5.8	1131	6289	1.1	4.8	867	5649	.8	4.2	291	2441	.3	3.4
KFSH-FM																				
SP '05	115	2452	.1	.7	159	1296	.1	.6	154	1062	.1	.7	139	1461	.1	.7	45	764	.6	.6
WI '05	120	2709	.1	.7	193	1464	.2	.8	158	1264	.1	.7	144	1517	.1	.7	49	784	.6	.6
FA '04	149	2914	.1	.9	208	1591	.2	.8	205	1319	.2	.9	174	1531	.2	.8	70	856	.1	.9
SU '04	151	2793	.1	.9	188	1335	.2	.8	247	1444	.2	1.0	169	1368	.2	.8	49	830	.6	.6
4-Book	134	2717	.1	.8	187	1422	.2	.8	191	1272	.2	.8	157	1469	.2	.8	53	809	.7	.7
SP '04	169	3070	.2	1.0	237	1745	.2	.9	220	1675	.2	.9	175	1744	.2	.9	84	1126	.1	1.0
KFWB-AM																				
SP '05	265	8474	.2	1.6	477	4785	.4	1.9	268	3452	.2	1.2	353	4127	.3	1.7	154	1856	.1	1.9
WI '05	270	7782	.3	1.6	624	4695	.6	2.5	249	2871	.2	1.1	291	3709	.3	1.4	105	1489	.1	1.3
FA '04	248	8201	.2	1.5	507	4575	.5	2.0	274	3417	.3	1.2	309	3859	.3	1.5	86	1692	.1	1.1
SU '04	251	8098	.2	1.5	429	4027	.4	1.8	252	3340	.2	1.1	260	3508	.2	1.3	199	1983	.2	2.3
4-Book	259	8139	.2	1.6	509	4521	.5	2.1	261	3270	.2	1.2	303	3801	.3	1.5	136	1755	.1	1.7
SP '04	218	7284	.2	1.3	409	3764	.4	1.6	207	2713	.2	.9	238	3317	.2	1.2	145	1714	.1	1.7
KHHT-FM																				
SP '05	490	9219	.5	2.9	522	3954	.5	2.1	619	4366	.6	2.7	573	4734	.5	2.8	340	3392	.3	4.2
WI '05	432	9262	.4	2.6	502	4009	.5	2.0	533	3992	.5	2.3	498	4191	.5	2.4	283	3182	.3	3.6
FA '04	408	8551	.4	2.4	451	3343	.4	1.8	548	3579	.5	2.3	479	4243	.4	2.3	318	2720	.3	4.0
SU '04	517	9357	.5	3.1	509	3674	.5	2.1	705	4496	.7	3.0	598	4610	.6	3.0	396	3523	.4	4.5
4-Book	462	9097	.5	2.8	496	3745	.5	2.0	601	4108	.6	2.6	537	4445	.5	2.6	334	3204	.3	4.1
SP '04	461	8524	.4	2.7	487	3581	.5	1.9	568	3906	.5	2.4	544	4379	.5	2.7	370	3580	.3	4.4
KHJ -AM																				
SP '05	117	2130	.1	.7	209	836	.2	.8	131	1044	.1	.6	133	693	.1	.6	43	403	.5	.5
WI '05	171	2104	.2	1.0	275	1090	.3	1.1	281	1266	.3	1.2	166	820	.2	.8	47	424	.6	.6
FA '04	113	2130	.1	.7	238	1036	.2	1.0	191	1089	.2	.8	75	724	.1	.4	31	357	.4	.4
SU '04	136	2107	.1	.8	225	946	.2	.9	281	1195	.3	1.2	101	765	.1	.5	33	329	.4	.4
4-Book	134	2118	.1	.8	237	977	.2	1.0	221	1149	.2	1.0	119	751	.1	.6	39	378	.5	.5
SP '04	176	2642	.2	1.0	296	1196	.3	1.2	231	1352	.2	1.0	201	1062	.2	1.0	64	511	.1	.8
KIIS-FM																				
SP '05	755	19134	.7	4.5	1096	10119	1.0	4.4	772	8064	.7	3.4	1026	10954	1.0	5.0	481	6205	.4	5.9
WI '05	722	18286	.7	4.3	964	9094	.9	3.8	752	7397	.7	3.2	1036	9942	1.0	5.0	440	6035	.4	5.6
FA '04	686	18187	.6	4.0	946	9461	.9	3.8	656	7498	.6	2.8	969	9677	.9	4.7	453	5898	.4	5.7
SU '04	670	17130	.6	4.0	808	7314	.8	3.4	863	8624	.8	3.6	868	9008	.8	4.4	392	5448	.4	4.5
4-Book	708	18184	.7	4.2	954	8997	.9	3.9	761	7896	.7	3.3	975	9895	.9	4.8	442	5897	.4	5.4
SP '04	540	15925	.5	3.2	731	7547	.7	2.9	606	7160	.6	2.6	751	8699	.7	3.7	321	4943	.3	3.8

Target Listener Trends - Persons 12+

** Station(s) not reported this survey. * Listener estimates adjusted for reported broadcast schedule. + Station(s) changed call letters - see Page 13. 4-Book: Avg. of current and previous 3 surveys. 2-Book: Avg. of most recent 2 surveys.

Target Listener Trends

Persons 12+																			
Monday-Sunday 6AM-MID				Monday-Friday 6AM-10AM				Monday-Friday 10AM-3PM				Monday-Friday 3PM-7PM				Monday-Friday 7PM-MID			
AQH (00)	Cume (00)	AQH Rtg	AQH Shr	AQH (00)	Cume (00)	AQH Rtg	AQH Shr	AQH (00)	Cume (00)	AQH Rtg	AQH Shr	AQH (00)	Cume (00)	AQH Rtg	AQH Shr	AQH (00)	Cume (00)	AQH Rtg	AQH Shr
KVVS-FM																			
SP '05	25	530	.1	27	254	.1	22	293	.1	44	259	.2	15	194	.2	52	203	.7	23
WI '05	54	619	.1	68	429	.1	36	320	.2	65	432	.1	52	203	.7	23	203	.7	23
FA '04	21	409	.1	28	246	.1	18	174	.1	26	285	.1	11	164	.1	11	164	.1	11
SU '04	16	402	.1	13	172	.1	21	282	.1	19	153	.1	17	127	.2	17	127	.2	17
4-Book	29	490	.2	34	275	.2	24	267	.1	39	282	.2	24	172	.3	24	172	.3	24
SP '04	23	547	.1	37	211	.1	29	239	.1	39	308	.2	7	143	.1	7	143	.1	7
KJLH-FM																			
SP '05	228	3926	.2	312	1606	.3	246	1401	.2	233	1612	.2	123	1153	.1	123	1153	.1	123
WI '05	263	4707	.2	382	2096	.4	305	1892	.3	261	2056	.2	113	1142	.1	113	1142	.1	113
FA '04	276	4461	.3	354	2000	.3	317	1717	.3	269	2115	.3	140	1376	.1	140	1376	.1	140
SU '04	358	4709	.3	439	2262	.4	384	2288	.4	390	2284	.4	226	1658	.2	226	1658	.2	226
4-Book	281	4451	.3	372	1991	.4	313	1825	.3	288	2017	.3	151	1332	.1	151	1332	.1	151
SP '04	323	4327	.3	415	2032	.4	395	1987	.4	363	2449	.3	162	1513	.2	162	1513	.2	162
KKBT-FM																			
SP '05	545	12421	.5	854	6246	.8	504	5418	.5	716	7005	.7	382	4256	.4	382	4256	.4	382
WI '05	482	12840	.4	758	5945	.7	429	5442	.4	607	6786	.6	324	4443	.3	324	4443	.3	324
FA '04	516	12619	.5	837	6029	.8	489	5287	.5	686	7013	.6	323	4497	.3	323	4497	.3	323
SU '04	617	13768	.6	966	6660	.9	430	6808	.7	729	7300	.7	403	4600	.4	403	4600	.4	403
4-Book	540	12912	.5	854	6220	.8	540	5739	.5	685	7026	.7	358	4449	.4	358	4449	.4	358
SP '04	514	13300	.5	847	6446	.8	493	5980	.5	605	6718	.6	338	4579	.3	338	4579	.3	338
KKLA-FM																			
SP '05	59	1554	.1	112	1030	.1	72	602	.1	97	745	.1	23	344	.3	23	344	.3	23
WI '05	96	2195	.1	193	1250	.2	123	1079	.1	131	1045	.1	37	419	.5	37	419	.5	37
FA '04	103	2264	.1	216	1370	.2	131	930	.1	165	1137	.2	32	508	.4	32	508	.4	32
SU '04	90	1795	.1	162	1035	.2	112	723	.1	153	993	.1	32	371	.4	32	371	.4	32
4-Book	87	1952	.1	171	1171	.2	110	834	.1	137	980	.1	31	411	.4	31	411	.4	31
SP '04	90	1947	.1	177	1172	.2	122	1088	.1	109	848	.1	34	382	.4	34	382	.4	34
KLAC-AM																			
SP '05	96	2273	.1	88	780	.1	177	1033	.2	142	1047	.1	77	576	.1	77	576	.1	77
WI '05	154	3474	.1	194	1536	.2	298	1720	.3	202	1673	.2	83	983	.1	83	983	.1	83
FA '04	159	3357	.1	188	1250	.2	272	1802	.3	174	1695	.2	87	967	.1	87	967	.1	87
SU '04	144	3038	.1	155	1392	.1	243	1726	.2	169	1462	.2	79	753	.1	79	753	.1	79
4-Book	138	3036	.1	156	1240	.2	248	1570	.3	172	1469	.2	82	820	.1	82	820	.1	82
SP '04	202	5444	.2	209	1488	.2	257	1836	.2	232	2736	.2	190	2286	.2	190	2286	.2	190
KLAX-FM																			
SP '05	671	8637	.6	1374	4803	1.3	846	4901	.8	567	3668	.5	217	2064	.2	217	2064	.2	217
WI '05	507	8330	.5	1084	4482	1.0	669	4396	.6	432	3392	.4	154	1730	.1	154	1730	.1	154
FA '04	597	8453	.6	1233	4664	1.1	815	4887	.8	482	3456	.4	163	1544	.2	163	1544	.2	163
SU '04	738	9576	.7	1618	5815	1.5	977	5568	.9	592	4301	.6	193	2141	.2	193	2141	.2	193
4-Book	628	8749	.6	1327	4941	1.2	827	4938	.8	518	3704	.5	182	1870	.2	182	1870	.2	182
SP '04	804	10319	.8	1765	6164	1.7	1088	6353	1.0	684	4764	.6	191	2159	.2	191	2159	.2	191
KLOS-FM																			
SP '05	337	8353	.3	641	3739	.6	433	3517	.4	416	4323	.4	132	1810	.1	132	1810	.1	132
WI '05	314	8541	.3	635	3858	.6	381	3381	.4	385	4333	.4	119	1988	.1	119	1988	.1	119
FA '04	359	7729	.3	678	3616	.6	502	3122	.5	462	4051	.4	107	1787	.1	107	1787	.1	107
SU '04	360	9233	.3	578	3832	.5	458	3885	.4	453	4936	.4	148	2282	.1	148	2282	.1	148
4-Book	343	8464	.3	633	3761	.6	444	3476	.4	429	4411	.4	127	1967	.1	127	1967	.1	127
SP '04	359	8908	.3	608	3862	.6	498	3783	.5	451	4245	.4	133	2124	.1	133	2124	.1	133
KLSS-FM																			
SP '05	394	6121	.4	926	3565	.9	691	3211	.6	511	2866	.5	60	940	.1	60	940	.1	60
WI '05	420	6735	.4	986	4028	.9	612	3255	.6	570	3340	.5	111	1248	.1	111	1248	.1	111
FA '04	512	6613	.5	1156	4173	1.1	866	3478	.8	669	3345	.6	93	1065	.1	93	1065	.1	93
SU '04	467	6897	.4	1205	4399	1.1	702	3306	.7	551	3205	.5	119	1373	.1	119	1373	.1	119
4-Book	448	6592	.4	1068	4041	1.0	718	3313	.7	575	3189	.5	96	1157	.1	96	1157	.1	96
SP '04	516	7320	.5	1301	4556	1.2	771	3666	.7	660	3578	.6	118	1437	.1	118	1437	.1	118

** Station(s) not reported this survey.

* Listener estimates adjusted for reported broadcast schedule.

+ Station(s) changed call letters - see Page 13.

4-Book: Avg. of current and previous 3 surveys.
2-Book: Avg. of most recent 2 surveys.

Target Listener Trends

Target Listener Trends - Persons 12+

	Persons 12+																			
	Monday-Sunday 6AM-MID				Monday-Friday 6AM-10AM				Monday-Friday 10AM-3PM				Monday-Friday 3PM-7PM				Monday-Friday 7PM-MID			
	AQH (00)	Cume (00)	AQH Rtg	AQH Shr	AQH (00)	Cume (00)	AQH Rtg	AQH Shr	AQH (00)	Cume (00)	AQH Rtg	AQH Shr	AQH (00)	Cume (00)	AQH Rtg	AQH Shr	AQH (00)	Cume (00)	AQH Rtg	AQH Shr
KLTX-AM																				
SP '05	63	937	.1	.4	111	587	.1	.4	99	554	.1	.4	52	408	.3		29	321		.4
WI '05	108	1327	.1	.6	171	703	.2	.7	172	730	.2	.7	102	592	.1	.5	41	336		.5
FA '04	120	1021	.1	.7	172	672	.2	.7	192	617	.2	.8	135	630	.1	.7	47	333		.6
SU '04	133	897	.1	.8	197	586	.2	.8	196	617	.2	.8	152	576	.1	.8	49	258		.6
4-Book	106	1046	.1	.6	163	637	.2	.7	165	630	.2	.7	110	552	.1	.6	42	312		.5
SP '04	116	975	.1	.7	189	771	.2	.7	162	638	.2	.7	118	617	.1	.6	53	467		.6
KLVE-FM																				
SP '05	675	10362	.6	4.0	900	4898	.8	3.6	987	5139	.9	4.3	704	4957	.7	3.4	357	3247	.3	4.4
WI '05	646	10814	.6	3.8	729	4933	.7	2.9	946	5685	.9	4.0	779	5088	.7	3.8	340	3273	.3	4.3
FA '04	720	11754	.7	4.3	961	5739	.9	3.8	1044	6010	1.0	4.4	780	5627	.7	3.8	396	3658	.4	5.0
SU '04	632	10530	.6	3.7	796	4702	.8	3.3	928	5687	.9	3.9	646	4787	.6	3.2	396	3369	.4	4.5
4-Book	668	10865	.6	4.0	847	5068	.8	3.4	976	5630	.9	4.2	727	5115	.7	3.6	372	3387	.4	4.6
SP '04	519	9431	.5	3.1	688	4241	.6	2.7	684	4899	.6	2.9	562	4581	.5	2.7	348	3215	.3	4.1
KLYY-FM																				
SP '05	278	4896	.3	1.7	265	1640	.2	1.1	504	2885	.5	2.2	433	2196	.4	2.1	60	735	.1	.7
WI '05	296	4611	.3	1.8	291	1750	.3	1.2	523	2706	.5	2.2	349	2258	.3	1.7	130	1087	.1	1.6
FA '04	233	4053	.2	1.4	256	1717	.2	1.0	408	2385	.4	1.7	277	1935	.3	1.3	74	909	.1	.9
SU '04	219	4233	.2	1.3	216	1521	.2	.9	379	2420	.4	1.6	261	2021	.2	1.3	88	1042	.1	1.0
4-Book	257	4448	.3	1.6	257	1657	.2	1.1	454	2599	.5	1.9	330	2103	.3	1.6	88	943	.1	1.1
SP '04	220	4011	.2	1.3	203	1466	.2	.8	412	2316	.4	1.8	224	1654	.2	1.1	105	946	.1	1.2
KMXE-AM																				
SP '05	111	1114	.1	.7	124	494	.1	.5	186	727	.2	.8	169	739	.2	.8	77	301	.1	1.0
WI '05	95	997	.1	.6	130	504	.1	.5	165	643	.2	.7	146	502	.1	.7	41	257		.5
FA '04	**	**	**	**	**	**	**	**	**	**	**	**	**	**	**	**	**	**	**	**
SU '04	78	986	.1	.5	95	436	.1	.4	120	502	.1	.5	95	478	.1	.5	53	326		.6
4-Book	**	**	**	**	**	**	**	**	**	**	**	**	**	**	**	**	**	**	**	**
SP '04	86	910	.1	.5	79	397	.1	.3	175	555	.2	.8	119	516	.1	.6	54	345	.1	.6
KMZT-FM																				
SP '05	268	5428	.2	1.6	307	2181	.3	1.2	296	2556	.3	1.3	312	2488	.3	1.5	150	1583	.1	1.9
WI '05	241	5142	.2	1.4	253	2176	.2	1.0	348	2513	.3	1.5	284	2507	.3	1.4	139	1608	.1	1.8
FA '04	270	5974	.3	1.6	287	2741	.3	1.1	419	2816	.4	1.8	315	2845	.3	1.5	134	1881	.1	1.7
SU '04	257	5491	.2	1.5	267	2049	.3	1.1	359	2724	.3	1.5	302	2595	.3	1.5	187	1791	.2	2.1
4-Book	259	5509	.2	1.5	279	2287	.3	1.1	356	2652	.3	1.5	303	2609	.3	1.5	153	1716	.1	1.9
SP '04	262	5816	.2	1.5	278	2048	.3	1.1	397	2802	.4	1.7	299	2699	.3	1.5	147	1775	.1	1.7
KNX -AM																				
SP '05	248	8197	.2	1.5	474	4276	.4	1.9	301	3569	.3	1.3	258	3643	.2	1.3	77	1522	.1	1.0
WI '05	379	9343	.4	2.2	761	5935	.7	3.0	376	4049	.4	1.6	456	4632	.4	2.2	215	2224	.2	2.7
FA '04	267	8054	.2	1.6	514	4530	.5	2.1	331	3546	.3	1.4	326	3939	.3	1.6	73	1554	.1	.9
SU '04	302	8300	.3	1.8	605	4697	.6	2.5	298	3484	.3	1.3	356	4137	.3	1.8	142	1833	.1	1.6
4-Book	299	8474	.3	1.8	589	4860	.6	2.4	327	3662	.3	1.4	349	4088	.3	1.7	127	1783	.1	1.6
SP '04	357	9141	.3	2.1	728	5105	.7	2.9	367	3471	.3	1.6	400	4337	.4	2.0	126	2152	.1	1.5
KOST-FM																				
SP '05	617	12098	.6	3.7	793	5218	.7	3.2	943	5646	.9	4.2	785	6372	.7	3.8	315	3462	.3	3.9
WI '05	578	11185	.5	3.4	617	4499	.6	2.5	922	5394	.9	3.9	777	5857	.7	3.7	300	3345	.3	3.8
FA '04	663	11968	.6	3.9	740	5521	.7	3.0	1169	5949	1.1	5.0	852	6338	.8	4.1	267	3777	.2	3.4
SU '04	525	10494	.5	3.1	602	4463	.6	2.5	843	5037	.8	3.6	635	5240	.6	3.2	265	3401	.2	3.0
4-Book	596	11436	.6	3.5	688	4925	.7	2.8	969	5507	.9	4.2	762	5952	.7	3.7	287	3496	.3	3.5
SP '04	629	11261	.6	3.7	728	4992	.7	2.9	1105	5658	1.0	4.7	800	6059	.8	3.9	303	3742	.3	3.6
KPWR-FM																				
SP '05	703	16210	.7	4.2	990	8381	.9	4.0	658	7093	.6	2.9	1016	9165	.9	4.9	442	5482	.4	5.5
WI '05	793	17432	.7	4.7	1013	8411	.9	4.0	823	8060	.8	3.5	1160	10355	1.1	5.6	530	6478	.5	6.7
FA '04	828	17017	.8	4.9	1121	8296	1.0	4.5	821	7603	.8	3.5	1194	10046	1.1	5.8	580	6833	.5	7.3
SU '04	829	16961	.8	4.9	991	8054	.9	4.1	933	8915	.9	3.9	1058	9718	1.0	5.3	604	6960	.6	6.9
4-Book	788	16905	.8	4.7	1029	8286	.9	4.2	809	7918	.8	3.5	1107	9821	1.0	5.4	539	6438	.5	6.6
SP '04	853	17898	.8	5.0	1181	9774	1.1	4.7	859	8848	.8	3.7	1227	10756	1.2	6.0	563	6879	.5	6.6

** Station(s) not reported this survey.

* Listener estimates adjusted for reported broadcast schedule.

+ Station(s) changed call letters - see Page 13.

4-Book: Avg. of current and previous 3 surveys.
2-Book: Avg. of most recent 2 surveys.

Target Listener Trends

Persons 12+																				
Monday-Sunday 6AM-MID				Monday-Friday 6AM-10AM				Monday-Friday 10AM-3PM				Monday-Friday 3PM-7PM				Monday-Friday 7PM-MID				
AQH (00)	Cume (00)	AQH Rtg	AQH Shr	AQH (00)	Cume (00)	AQH Rtg	AQH Shr	AQH (00)	Cume (00)	AQH Rtg	AQH Shr	AQH (00)	Cume (00)	AQH Rtg	AQH Shr	AQH (00)	Cume (00)	AQH Rtg	AQH Shr	
KRCD-FM																				
SP '05	252	3554	.2	1.5	301	1321	.3	1.2	322	1773	.3	1.4	292	1819	.3	1.4	184	1256	.2	2.3
WI '05	208	3704	.2	1.2	211	1411	.2	.8	245	1763	.2	1.0	240	1847	.2	1.2	216	1517	.2	2.7
FA '04	297	3928	.3	1.8	296	1786	.3	1.2	427	2252	.4	1.8	310	1938	.3	1.5	238	1342	.2	3.0
SU '04	285	3729	.3	1.7	365	1573	.3	1.5	470	2194	.4	2.0	278	1867	.3	1.4	179	1350	.2	2.1
4-Book	261	3729	.3	1.6	293	1523	.3	1.2	366	1996	.3	1.6	280	1868	.3	1.4	204	1366	.2	2.5
SP '04	295	3887	.3	1.7	331	1636	.3	1.3	431	2215	.4	1.8	310	1852	.3	1.5	187	1292	.2	2.2
KRCV-FM																				
SP '05	182	2804	.2	1.1	253	1169	.2	1.0	276	1646	.3	1.2	185	1172	.2	.9	97	743	.1	1.2
WI '05	230	2705	.2	1.4	355	1345	.3	1.4	284	1513	.3	1.2	232	1370	.2	1.1	146	969	.1	1.9
FA '04	161	2463	.2	1.0	194	1029	.2	.8	258	1298	.2	1.1	208	1208	.2	1.0	54	667	.1	.7
SU '04	117	2118	.1	.7	119	765	.1	.5	136	909	.1	.6	115	931	.1	.6	112	770	.1	1.3
4-Book	173	2523	.2	1.1	230	1077	.2	.9	239	1342	.2	1.0	185	1170	.2	.9	102	787	.1	1.3
SP '04	117	1726	.1	.7	106	837	.1	.4	155	977	.1	.7	149	893	.1	.7	74	575	.1	.9
KRLA-AM																				
SP '05	120	2399	.1	.7	225	1369	.2	.9	210	1336	.2	.9	159	1090	.1	.8	49	348	.1	.6
WI '05	137	2531	.1	.8	262	1598	.2	1.0	254	1572	.2	1.1	172	1075	.2	.8	41	320	.1	.5
FA '04	135	2831	.1	.8	327	1846	.3	1.3	232	1636	.2	1.0	156	1245	.1	.8	28	388	.1	.4
SU '04	172	2795	.2	1.0	323	1742	.3	1.3	334	1688	.3	1.4	196	1238	.2	1.0	54	619	.1	.6
4-Book	141	2639	.1	.8	284	1639	.3	1.1	258	1558	.2	1.1	171	1162	.2	.9	43	419	.1	.5
SP '04	233	3340	.2	1.4	417	2009	.4	1.7	418	2006	.4	1.8	338	1580	.3	1.7	92	869	.1	1.1
KROQ-FM																				
SP '05	627	14302	.6	3.7	938	7286	.9	3.8	709	6312	.7	3.1	793	7733	.7	3.8	420	5141	.4	5.2
WI '05	711	14502	.7	4.2	1201	7930	1.1	4.8	795	6347	.7	3.4	951	8000	.9	4.6	420	4710	.4	5.3
FA '04	687	14069	.6	4.1	1161	7684	1.1	4.6	714	6385	.7	3.0	844	7550	.8	4.1	473	5206	.4	6.0
SU '04	737	15692	.7	4.3	1085	8153	1.0	4.5	829	7778	.8	3.5	885	8774	.8	4.4	558	6165	.5	6.4
4-Book	691	14641	.7	4.1	1096	7763	1.0	4.4	762	6706	.7	3.3	868	8014	.8	4.2	468	5306	.4	5.7
SP '04	753	15032	.7	4.4	1148	8050	1.1	4.6	874	7019	.8	3.7	913	8374	.9	4.5	568	6046	.5	6.7
KRTH-FM																				
SP '05	414	11500	.4	2.5	497	4387	.5	2.0	615	5222	.6	2.7	518	5521	.5	2.5	191	2507	.2	2.4
WI '05	511	12275	.5	3.0	591	4855	.6	2.4	757	5759	.7	3.2	680	5966	.6	3.3	203	2840	.2	2.6
FA '04	468	11755	.4	2.8	672	5034	.6	2.7	657	4912	.6	2.8	535	5553	.5	2.6	191	2619	.2	2.4
SU '04	496	12852	.5	2.9	611	5126	.6	2.5	767	6170	.7	3.2	622	6296	.6	3.1	245	3518	.2	2.8
4-Book	472	12096	.5	2.8	593	4851	.6	2.4	699	5516	.7	3.0	589	5834	.6	2.9	208	2871	.2	2.6
SP '04	504	12748	.5	3.0	652	5279	.6	2.6	713	6030	.7	3.1	603	6261	.6	3.0	184	2890	.2	2.2
KSCA-FM																				
SP '05	669	8297	.6	4.0	1528	5559	1.4	6.1	826	4271	.8	3.6	725	3601	.7	3.5	140	1508	.1	1.7
WI '05	608	8204	.6	3.6	1409	5124	1.3	5.6	763	4297	.7	3.3	514	3177	.5	2.5	165	1559	.2	2.1
FA '04	520	6966	.5	3.1	1246	4332	1.2	5.0	698	3830	.7	3.0	381	2552	.4	1.8	127	1261	.1	1.6
SU '04	430	6240	.4	2.5	933	3660	.9	3.9	598	3484	.6	2.5	276	2412	.3	1.4	112	1326	.1	1.3
4-Book	557	7427	.5	3.3	1279	4669	1.2	5.2	721	3971	.7	3.1	474	2936	.5	2.3	136	1414	.1	1.7
SP '04	319	5465	.3	1.9	720	3169	.7	2.9	424	2883	.4	1.8	232	1900	.2	1.1	87	1014	.1	1.0
KSPN-AM																				
SP '05	101	2868	.1	.6	92	799	.1	.4	104	905	.1	.5	130	1283	.1	.6	107	1029	.1	1.3
WI '05	80	2204	.1	.5	112	889	.1	.4	165	1192	.2	.7	110	1117	.1	.5	17	360	.1	.2
FA '04	100	3233	.1	.6	88	796	.1	.4	132	1040	.1	.6	192	1940	.2	.9	54	1010	.1	.7
SU '04	92	2742	.1	.5	68	829	.1	.3	94	885	.1	.4	123	1314	.1	.6	117	1116	.1	1.3
4-Book	93	2762	.1	.6	90	828	.1	.4	124	1006	.1	.6	139	1414	.1	.7	74	879	.1	.9
SP '04	90	2953	.1	.5	69	794	.1	.3	98	1084	.1	.4	170	1518	.2	.8	62	818	.1	.7
KSSE-FM																				
SP '05	402	7257	.4	2.4	735	3874	.7	3.0	528	3674	.5	2.3	412	3264	.4	2.0	143	1503	.1	1.8
WI '05	354	6588	.3	2.1	640	3455	.6	2.5	485	3340	.5	2.1	356	2936	.3	1.7	123	1701	.1	1.6
FA '04	415	6922	.4	2.4	740	3907	.7	3.0	560	3456	.5	2.4	445	3468	.4	2.2	196	2132	.2	2.5
SU '04	400	6675	.4	2.4	686	3555	.6	2.9	569	3618	.5	2.4	433	3326	.4	2.2	139	1890	.1	1.6
4-Book	393	6861	.4	2.3	700	3698	.7	2.9	536	3522	.5	2.3	412	3249	.4	2.0	150	1807	.1	1.9
SP '04	383	6730	.4	2.3	723	3795	.7	2.9	488	3308	.5	2.1	398	3032	.4	1.9	163	1770	.2	1.9

** Station(s) not reported this survey.

* Listener estimates adjusted for reported broadcast schedule.

+ Station(s) changed call letters - see Page 13.

4-Book: Avg. of current and previous 3 surveys.
2-Book: Avg. of most recent 2 surveys.

Target Listener Trends

Target Listener Trends - Persons 12+

	Persons 12+																			
	Monday-Sunday 6AM-MID				Monday-Friday 6AM-10AM				Monday-Friday 10AM-3PM				Monday-Friday 3PM-7PM				Monday-Friday 7PM-MID			
	AQH (00)	Cume (00)	AQH Rtg	AQH Shr	AQH (00)	Cume (00)	AQH Rtg	AQH Shr	AQH (00)	Cume (00)	AQH Rtg	AQH Shr	AQH (00)	Cume (00)	AQH Rtg	AQH Shr	AQH (00)	Cume (00)	AQH Rtg	AQH Shr
+KTLK-AM																				
SP '05	129	1586	.1	.8	182	1001	.2	.7	244	1078	.2	1.1	190	988	.2	.9	51	484		.6
WI '05	54	1109	.1	.3	47	591		.2	105	613	.1	.4	94	689	.1	.5	23	288		.3
FA '04	49	1421		.3	38	434		.2	111	721	.1	.5	66	609	.1	.3	11	221		.1
SU '04	44	1258		.3	51	482		.2	89	633	.1	.4	62	587	.1	.3	10	300		.1
4-Book	69	1344	.1	.4	80	627	.1	.3	137	761	.1	.6	103	718	.1	.5	24	323		.3
SP '04	39	1152		.2	46	548		.2	99	630	.1	.4	44	539		.2	16	192		.2
KTNO-AM																				
SP '05	113	1844	.1	.7	135	619	.1	.5	181	1082	.2	.8	173	788	.2	.8	64	415	.1	.8
WI '05	115	1895	.1	.7	141	735	.1	.6	224	1207	.2	1.0	170	642	.2	.8	13	169		.2
FA '04	92	1789	.1	.5	95	475	.1	.4	187	884	.2	.8	141	745	.1	.7	18	242		.2
SU '04	89	1789	.1	.5	101	698	.1	.4	179	883	.2	.8	112	555	.1	.6	35	367		.4
4-Book	102	1829	.1	.6	118	632	.1	.5	193	1014	.2	.9	149	683	.2	.7	33	298		.4
SP '04	**	**	**	**	**	**	**	**	**	**	**	**	**	**	**	**	**	**	**	**
KTVV-FM																				
SP '05	639	9064	.6	3.8	832	4604	.8	3.3	1100	5031	1.0	4.8	750	5020	.7	3.6	250	2735	.2	3.1
WI '05	610	8637	.6	3.6	726	4282	.7	2.9	1081	4540	1.0	4.6	742	4988	.7	3.6	252	2735	.2	3.2
FA '04	668	9132	.6	3.9	724	4145	.7	2.9	1070	4828	1.0	4.6	813	5482	.8	3.9	333	2922	.3	4.2
SU '04	513	8587	.5	3.0	557	3606	.5	2.3	874	4626	.8	3.7	618	4420	.6	3.1	222	2173	.2	2.5
4-Book	608	8855	.6	3.6	710	4159	.7	2.9	1031	4756	1.0	4.4	731	4978	.7	3.6	264	2641	.2	3.3
SP '04	563	8461	.5	3.3	705	3971	.7	2.8	972	4369	.9	4.2	668	4584	.6	3.3	208	2439	.2	2.4
KWIZ-FM																				
SP '05	69	1356	.1	.4	69	517	.1	.3	85	729	.1	.4	95	666	.1	.5	45	404		.6
WI '05	87	1912	.1	.5	114	610	.1	.5	136	947	.1	.6	98	848	.1	.5	35	404		.4
FA '04	69	1324	.1	.4	63	533	.1	.3	103	778	.1	.4	91	695	.1	.4	38	316		.5
SU '04	100	1661	.1	.6	114	735	.1	.5	171	909	.2	.7	126	872	.1	.6	31	390		.4
4-Book	81	1563	.1	.5	90	599	.1	.4	124	841	.1	.5	103	770	.1	.5	37	379		.4
SP '04	55	1388	.1	.3	49	466		.2	84	635	.1	.4	58	516	.1	.3	43	322		.5
KWVE-FM																				
SP '05	82	1577	.1	.5	136	760	.1	.5	79	683	.1	.3	109	733	.1	.5	43	397		.5
WI '05	99	1882	.1	.6	171	945	.2	.7	131	880	.1	.6	108	859	.1	.5	30	377		.4
FA '04	125	2228	.1	.7	225	1184	.2	.9	168	1084	.2	.7	128	992	.1	.6	56	566	.1	.7
SU '04	64	1766	.1	.4	91	907	.1	.4	80	780	.1	.3	81	817	.1	.4	46	510		.5
4-Book	93	1863	.1	.6	156	949	.2	.6	115	857	.1	.5	107	850	.1	.5	44	463		.5
SP '04	98	1806	.1	.6	170	989	.2	.7	151	807	.1	.6	129	965	.1	.6	22	310		.3
KXQL-FM																				
SP '05	343	5999	.3	2.0	345	2418	.3	1.4	471	2934	.4	2.1	437	3097	.4	2.1	220	2077	.2	2.7
WI '05	329	5599	.3	1.9	389	2557	.4	1.5	534	3073	.5	2.3	366	2895	.3	1.8	134	1604	.1	1.7
FA '04	253	4910	.2	1.5	290	2032	.3	1.2	403	2675	.4	1.7	324	2340	.3	1.6	88	1101	.1	1.1
SU '04	234	3921	.2	1.4	272	1719	.3	1.1	364	2161	.3	1.5	273	2077	.3	1.4	109	1113	.1	1.2
4-Book	290	5107	.3	1.7	324	2182	.3	1.3	443	2711	.4	1.9	350	2602	.3	1.7	138	1474	.1	1.7
SP '04	264	4709	.2	1.6	364	1882	.3	1.4	343	2458	.3	1.5	289	2178	.3	1.4	110	1411	.1	1.3
KYSR-FM																				
SP '05	317	9556	.3	1.9	539	4279	.5	2.2	366	3797	.3	1.6	428	4817	.4	2.1	130	2420	.1	1.6
WI '05	341	9555	.3	2.0	472	3998	.4	1.9	510	4071	.5	2.2	465	4962	.4	2.2	131	2359	.1	1.7
FA '04	304	9225	.3	1.8	553	4489	.5	2.2	395	3918	.4	1.7	399	4549	.4	1.9	117	2247	.1	1.5
SU '04	308	9831	.3	1.8	419	4036	.4	1.7	434	4653	.4	1.8	388	4837	.4	1.9	119	2282	.1	1.4
4-Book	318	9542	.3	1.9	496	4201	.5	2.0	426	4110	.4	1.8	420	4791	.4	2.0	124	2327	.1	1.6
SP '04	358	9426	.3	2.1	657	4333	.6	2.6	513	4203	.5	2.2	445	4693	.4	2.2	116	2258	.1	1.4
KZLA-FM																				
SP '05	302	6260	.3	1.8	410	3214	.4	1.6	437	3384	.4	1.9	428	3454	.4	2.1	104	1977	.1	1.3
WI '05	339	6132	.3	2.0	531	3421	.5	2.1	500	3292	.5	2.1	431	3882	.4	2.1	115	1667	.1	1.5
FA '04	310	6149	.3	1.8	443	3145	.4	1.8	510	3464	.5	2.2	405	3584	.4	2.0	93	1480	.1	1.2
SU '04	354	5981	.3	2.1	514	3106	.5	2.1	474	2966	.4	2.0	470	3686	.4	2.4	126	1789	.1	1.4
4-Book	326	6131	.3	1.9	475	3222	.5	1.9	480	3277	.5	2.1	434	3652	.4	2.2	110	1728	.1	1.4
SP '04	406	6450	.4	2.4	575	3468	.5	2.3	574	3642	.5	2.5	544	4039	.5	2.7	133	1962	.1	1.6

** Station(s) not reported this survey.

* Listener estimates adjusted for reported broadcast schedule.

+ Station(s) changed call letters - see Page 13.

4-Book: Avg. of current and previous 3 surveys.
2-Book: Avg. of most recent 2 surveys.

Target Listener Trends

Persons 12+																				
Monday-Sunday 6AM-MID				Monday-Friday 6AM-10AM				Monday-Friday 10AM-3PM				Monday-Friday 3PM-7PM				Monday-Friday 7PM-MID				
AQH (00)	Cume (00)	AQH Rtg	AQH Shr	AQH (00)	Cume (00)	AQH Rtg	AQH Shr	AQH (00)	Cume (00)	AQH Rtg	AQH Shr	AQH (00)	Cume (00)	AQH Rtg	AQH Shr	AQH (00)	Cume (00)	AQH Rtg	AQH Shr	
XTRA-AM																				
SP '05	118	1982	.1	.7	116	898	.1	.5	190	1191	.2	.8	170	1357	.2	.8	69	542	.1	.9
WI '05	79	1661	.1	.5	105	790	.1	.4	153	980	.1	.7	94	812	.1	.5	19	277	.1	.2
FA '04	52	1586		.3	54	522	.1	.2	112	825	.1	.5	90	838	.1	.4	6	131		.1
SU '04	60	1451	.1	.4	82	652	.1	.3	107	715	.1	.5	96	690	.1	.5	23	273		.3
4-Book	77	1670	.1	.5	89	716	.1	.4	141	928	.1	.6	113	924	.1	.6	29	306		.4
SP '04	56	1703	.1	.3	78	574	.1	.3	112	764	.1	.5	72	859	.1	.4	7	179		.1
KGGI-FM																				
SP '05	71	2569	.1	.4	84	933	.1	.3	49	757		.2	100	1328	.1	.5	64	817	.1	.8
WI '05	85	3049	.1	.5	78	1136	.1	.3	100	1232	.1	.4	125	1364	.1	.6	65	947	.1	.8
FA '04	70	2562	.1	.4	76	905	.1	.3	69	1062	.1	.3	91	1221	.1	.4	64	647	.1	.8
SU '04	60	2675	.1	.4	53	804		.2	64	1105	.1	.3	73	1210	.1	.4	58	903	.1	.7
4-Book	72	2714	.1	.4	73	945	.1	.3	71	1039	.1	.3	97	1281	.1	.5	63	829	.1	.8
SP '04	67	2833	.1	.4	60	852	.1	.2	74	1072	.1	.3	93	1390	.1	.5	44	699		.5
KOLA-FM																				
SP '05	55	1283	.1	.3	76	521	.1	.3	94	558	.1	.4	71	655	.1	.3	13	192		.2
WI '05	**	**	**	**	**	**	**	**	**	**	**	**	**	**	**	**	**	**	**	**
FA '04	**	**	**	**	**	**	**	**	**	**	**	**	**	**	**	**	**	**	**	**
SU '04	**	**	**	**	**	**	**	**	**	**	**	**	**	**	**	**	**	**	**	**
4-Book	**	**	**	**	**	**	**	**	**	**	**	**	**	**	**	**	**	**	**	**
SP '04	**	**	**	**	**	**	**	**	**	**	**	**	**	**	**	**	**	**	**	**
TOTALS																				
SP '05	16772	101099	15.6		24896	87189	23.2		22702	77456	21.2		20601	84232	19.2		8097	54834	7.5	
WI '05	16882	102263	15.7		25148	87586	23.4		23361	77975	21.8		20726	84812	19.3		7880	53697	7.3	
FA '04	16941	102149	15.8		25045	87633	23.4		23472	78144	21.9		20696	85316	19.3		7910	54884	7.4	
SU '04	16944	100100	16.0		23992	83473	22.6		23649	80478	22.3		19926	83472	18.8		8722	56610	8.2	
4-Book	16885	101403	15.8		24770	86470	23.2		23296	78513	21.8		20487	84458	19.2		8152	55006	7.6	
SP '04	17010	100885	16.0		25224	86876	23.8		23322	78869	22.0		20437	84355	19.3		8502	56581	8.0	

** Station(s) not reported this survey.

* Listener estimates adjusted for reported broadcast schedule.

+ Station(s) changed call letters - see Page 13.

4-Book: Avg. of current and previous 3 surveys.
2-Book: Avg. of most recent 2 surveys.

Target Listener Estimates

Target Listener Estimates - Persons 12+

	Persons 12+																			
	Monday-Friday 6AM-7PM				Weekend 6AM-MID				Saturday 6AM-10AM				Saturday 10AM-3PM				Saturday 3PM-7PM			
	AQH (00)	Cume (00)	AQH Rtg	AQH Shr	AQH (00)	Cume (00)	AQH Rtg	AQH Shr	AQH (00)	Cume (00)	AQH Rtg	AQH Shr	AQH (00)	Cume (00)	AQH Rtg	AQH Shr	AQH (00)	Cume (00)	AQH Rtg	AQH Shr
KABC-AM																				
SP '05	500	4327	.5	2.2	173	2285	.2	1.4	248	795	.2	1.7	239	781	.2	1.2	229	730	.2	1.6
4-Book	608	5303	.6	2.7	194	2536	.2	1.6	215	707	.2	1.5	300	988	.3	1.5	263	857	.3	1.9
KAZN-AM																				
SP '05	83	556	.1	.4	38	401	.3	.3	48	133	.3	.3	47	157	.2	.2	31	57	.2	.2
4-Book	**	**	**	**	**	**	**	**	**	**	**	**	**	**	**	**	**	**	**	**
KBIG-FM																				
SP '05	434	6502	.4	1.9	226	3886	.2	1.9	171	551	.2	1.2	346	1344	.3	1.7	288	1163	.3	2.1
4-Book	494	6442	.5	2.2	219	3789	.2	1.8	175	663	.2	1.2	332	1284	.3	1.7	303	1128	.3	2.2
KBUA-FM																				
SP '05	142	1215	.1	.6	63	730	.1	.5	138	414	.1	1.0	147	422	.1	.7	57	161	.1	.4
4-Book	156	1139	.2	.7	76	722	.1	.6	126	307	.1	.9	134	342	.1	.7	81	232	.1	.6
KBUE-FM																				
SP '05	596	5120	.6	2.6	286	3533	.3	2.4	378	998	.4	2.6	620	1874	.6	3.1	328	972	.3	2.3
4-Book	592	5503	.6	2.6	336	3544	.4	2.8	412	1096	.4	2.9	647	1792	.6	3.3	364	1025	.3	2.6
KCBS-FM																				
SP '05	717	9404	.7	3.2	369	5507	.3	3.1	393	1360	.4	2.7	800	2650	.7	4.0	419	1515	.4	3.0
4-Book	473	7679	.5	2.1	256	4539	.2	2.1	242	950	.3	1.7	515	1993	.5	2.6	324	1171	.3	2.3
+KDAY-FM																				
SP '05	186	3883	.2	.8	123	2193	.1	1.0	72	327	.1	1.5	262	896	.2	1.3	189	721	.2	1.3
4-Book	218	3408	.2	1.0	149	2094	.1	1.2	137	472	.1	1.0	256	866	.2	1.3	202	683	.2	1.4
KDLD-FM																				
SP '05	151	1926	.1	.7	58	936	.1	.5	71	223	.1	.5	94	355	.1	.5	84	304	.1	.6
4-Book	98	1451	.1	.4	45	832	.1	.4	49	183	.1	.4	67	296	.1	.4	66	248	.1	.5
KDLE-FM																				
SP '05	92	1405	.1	.4	34	739	.3	.3	34	127	.2	.2	60	296	.1	.3	33	186	.2	.2
4-Book	85	1251	.1	.4	40	684	.3	.3	30	105	.2	.2	76	275	.1	.4	48	192	.3	.3
KEBN-FM																				
SP '05	112	991	.1	.5	43	478	.4	.4	77	196	.1	.5	80	243	.1	.4	47	168	.3	.3
4-Book	**	**	**	**	**	**	**	**	**	**	**	**	**	**	**	**	**	**	**	**
KFI -AM																				
SP '05	972	8269	.9	4.3	320	4046	.3	2.7	719	2018	.7	5.0	477	1556	.4	2.4	235	790	.2	1.7
4-Book	1108	9160	1.1	4.9	346	4226	.3	2.9	841	2099	.8	5.9	481	1606	.4	2.4	202	685	.2	1.5
KFSH-FM																				
SP '05	151	2000	.1	.7	97	1482	.1	.8	112	426	.1	.8	174	560	.2	.9	158	488	.1	1.1
4-Book	179	2232	.2	.8	107	1674	.1	.9	98	399	.1	.7	176	647	.2	.9	141	468	.1	1.0
KFVB-AM																				
SP '05	359	7226	.3	1.6	174	3644	.2	1.4	275	1226	.3	1.9	261	1327	.2	1.3	144	653	.1	1.0
4-Book	350	7003	.3	1.5	179	3505	.2	1.5	301	1218	.3	2.1	263	1214	.2	1.3	162	708	.1	1.2
KHHT-FM																				
SP '05	575	7476	.5	2.5	440	4953	.4	3.7	419	1337	.4	2.9	691	1936	.6	3.4	491	1330	.5	3.5
4-Book	549	7113	.5	2.4	392	4817	.4	3.3	300	1024	.3	2.1	500	1671	.5	2.5	398	1233	.4	2.8
KHJ -AM																				
SP '05	155	1683	.1	.7	97	1106	.1	.8	145	296	.1	1.0	149	437	.1	.7	104	233	.1	.7
4-Book	194	1753	.2	.9	92	1053	.1	.8	155	347	.1	1.1	196	496	.2	1.0	90	226	.1	.6
KIIS-FM																				
SP '05	950	16873	.9	4.2	594	10137	.6	4.9	543	2409	.5	3.8	1024	4289	1.0	5.1	670	2833	.6	4.8
4-Book	886	15639	.8	3.9	573	9793	.5	4.7	526	2141	.5	3.7	978	3989	.9	4.9	693	2703	.6	5.0
KVVS-FM																				
SP '05	30	459	.1	.1	23	309	.2	.2	18	70	.1	.1	48	170	.2	.2	40	127	.3	.3
4-Book	32	444	.1	.1	28	266	.3	.3	29	94	.2	.2	45	129	.2	.2	42	103	.3	.3

** Station(s) not reported this survey. * Listener estimates adjusted for reported broadcast schedule. + Station(s) changed call letters - see Page 13. 4-Book: Avg. of current and previous 3 surveys. 2-Book: Avg. of most recent 2 surveys.

Target Listener Estimates

Persons 12+																				
Monday-Friday 6AM-7PM				Weekend 6AM-MID				Saturday 6AM-10AM				Saturday 10AM-3PM				Saturday 3PM-7PM				
AQH (00)	Cume (00)	AQH Rtg	AQH Shr	AQH (00)	Cume (00)	AQH Rtg	AQH Shr	AQH (00)	Cume (00)	AQH Rtg	AQH Shr	AQH (00)	Cume (00)	AQH Rtg	AQH Shr	AQH (00)	Cume (00)	AQH Rtg	AQH Shr	
KJLH-FM																				
SP '05	262	2668	.2	1.2	240	2644	.2	2.0	110	314	.1	.8	271	756	.3	1.3	173	433	.2	1.2
4-Book	324	3254	.3	1.5	296	2903	.3	2.5	216	605	.2	1.5	317	875	.3	1.6	219	609	.2	1.6
KKBT-FM																				
SP '05	677	10764	.6	3.0	422	6332	.4	3.5	372	1309	.3	2.6	740	2735	.7	3.7	518	1850	.5	3.7
4-Book	681	11114	.6	3.0	412	6561	.4	3.4	391	1368	.4	2.7	650	2575	.6	3.3	522	1883	.5	3.7
KKLA-FM																				
SP '05	92	1407	.1	.4	23	458	.2	.2	19	96	.1	.1	35	130	.2	.2	11	67	.1	.1
4-Book	137	1735	.1	.6	36	670	.3	.3	33	159	.3	.3	47	176	.3	.3	38	119	.3	.3
KLAC-AM																				
SP '05	139	1795	.1	.6	33	665	.3	.3	34	147	.2	.2	48	258	.2	.2	57	217	.1	.4
4-Book	196	2469	.2	.9	74	1228	.1	.6	90	302	.1	.6	113	478	.1	.6	110	403	.1	.8
KLAX-FM																				
SP '05	923	7273	.9	4.1	531	5082	.5	4.4	1148	2239	1.1	8.0	819	2131	.8	4.1	531	1365	.5	3.8
4-Book	886	7447	.9	3.9	473	5024	.4	3.9	1027	2056	1.0	7.2	736	2102	.7	3.7	457	1295	.4	3.3
KLOS-FM																				
SP '05	492	7112	.5	2.2	200	3408	.2	1.7	184	810	.2	1.3	348	1326	.3	1.7	205	790	.2	1.5
4-Book	498	7213	.5	2.2	213	3673	.2	1.8	245	870	.2	1.7	378	1431	.4	1.9	288	1022	.3	2.1
KLSX-FM																				
SP '05	708	5627	.7	3.1	60	1190	.1	.5	53	144	.4	.4	99	345	.1	.5	59	204	.1	.4
4-Book	782	6014	.8	3.4	92	1460	.1	.8	103	287	.1	.8	108	388	.1	.6	94	288	.1	.7
KLTX-AM																				
SP '05	88	825	.1	.4	40	528	.3	.3	111	237	.1	.8	27	110	.1	.1	22	111	.2	.2
4-Book	147	920	.2	.6	76	640	.1	.6	130	314	.1	.9	110	278	.1	.6	72	188	.1	.5
KLVE-FM																				
SP '05	873	8499	.8	3.8	540	5834	.5	4.5	506	1583	.5	3.5	860	2416	.8	4.3	587	1590	.5	4.2
4-Book	860	8937	.8	3.8	529	5870	.5	4.4	590	1766	.6	4.1	902	2359	.9	4.6	567	1560	.5	4.0
KLYY-FM																				
SP '05	409	4207	.4	1.8	192	2366	.2	1.6	172	449	.2	1.2	349	855	.3	1.7	279	622	.3	2.0
4-Book	355	3737	.4	1.6	195	2289	.2	1.6	216	599	.2	1.5	370	955	.3	1.9	247	657	.2	1.8
KMXE-AM																				
SP '05	162	1070	.2	.7	41	450	.3	.3	46	97	.3	.3	62	164	.1	.3	41	129	.3	.3
4-Book	**	**	**	**	**	**	**	**	**	**	**	**	**	**	**	**	**	**	**	**
KMZT-FM																				
SP '05	304	4341	.3	1.3	283	3111	.3	2.4	227	730	.2	1.6	407	1301	.4	2.0	330	935	.3	2.4
4-Book	316	4389	.3	1.4	230	3016	.2	1.9	205	769	.2	1.4	373	1174	.4	1.9	263	843	.3	1.9
KNX -AM																				
SP '05	341	6943	.3	1.5	199	3810	.2	1.7	285	1355	.3	2.0	336	1482	.3	1.7	155	678	.1	1.1
4-Book	414	7388	.4	1.8	212	3693	.2	1.8	352	1347	.4	2.5	320	1340	.3	1.6	180	836	.2	1.3
KOST-FM																				
SP '05	848	9776	.8	3.7	410	6104	.4	3.4	416	1502	.4	2.9	725	2233	.7	3.6	479	1651	.4	3.4
4-Book	819	9196	.8	3.6	408	5651	.4	3.4	411	1435	.4	2.9	730	2301	.7	3.7	478	1686	.4	3.4
KPWR-FM																				
SP '05	870	14124	.8	3.8	580	8881	.5	4.8	553	2108	.5	3.9	985	3769	.9	4.9	873	3136	.8	6.2
4-Book	968	14621	.9	4.2	637	9405	.6	5.3	598	2124	.6	4.2	1083	3982	1.0	5.5	879	3173	.8	6.3
KRCD-FM																				
SP '05	307	2837	.3	1.4	201	2119	.2	1.7	220	534	.2	1.5	370	907	.3	1.8	250	643	.2	1.8
4-Book	318	3026	.3	1.4	198	2060	.2	1.6	246	596	.3	1.7	310	775	.3	1.6	242	613	.2	1.7
KRCV-FM																				
SP '05	241	2327	.2	1.1	134	1538	.1	1.1	207	482	.2	1.4	267	705	.2	1.3	138	458	.1	1.0
4-Book	220	2048	.2	1.0	136	1359	.1	1.1	179	409	.2	1.3	232	624	.2	1.2	135	396	.1	1.0

** Station(s) not reported this survey.

* Listener estimates adjusted for reported broadcast schedule.

+ Station(s) changed call letters - see Page 13.

4-Book: Avg. of current and previous 3 surveys.
2-Book: Avg. of most recent 2 surveys.

Target Listener Estimates

Persons 12+

	Monday-Friday 6AM-7PM				Weekend 6AM-MID				Saturday 6AM-10AM				Saturday 10AM-3PM				Saturday 3PM-7PM			
	AQH (00)	Cume (00)	AQH Rtg	AQH Shr	AQH (00)	Cume (00)	AQH Rtg	AQH Shr	AQH (00)	Cume (00)	AQH Rtg	AQH Shr	AQH (00)	Cume (00)	AQH Rtg	AQH Shr	AQH (00)	Cume (00)	AQH Rtg	AQH Shr
KRLA-AM																				
SP '05	199	2228	.2	.9	27	342	.2		21	81	.1		30	127	.1		38	128	.3	
4-Book	239	2421	.2	1.1	33	545	.3		37	140	.2		60	193	.1	.3	38	140	.3	
KROQ-FM																				
SP '05	805	12268	.8	3.5	448	7517	.4	3.7	350	1462	.3	2.4	853	3249	.8	4.2	579	2334	.5	4.1
4-Book	897	12789	.9	3.9	471	7372	.4	3.9	394	1531	.4	2.7	820	3152	.8	4.1	596	2282	.5	4.3
KRTH-FM																				
SP '05	549	9078	.5	2.4	327	5592	.3	2.7	441	1420	.4	3.1	715	2546	.7	3.5	380	1351	.4	2.7
4-Book	633	9664	.6	2.8	366	5912	.4	3.0	419	1407	.4	2.9	671	2387	.6	3.4	458	1632	.4	3.3
KSCA-FM																				
SP '05	1011	7323	.9	4.4	419	4419	.4	3.5	1164	2387	1.1	8.1	698	1889	.7	3.5	389	1025	.4	2.8
4-Book	817	6437	.8	3.6	379	3927	.4	3.1	1003	2010	1.0	7.0	631	1723	.6	3.2	348	928	.4	2.5
KSPN-AM																				
SP '05	108	2068	.1	.5	84	1362	.1	.7	47	180	.3		85	318	.1	.4	120	391	.1	.9
4-Book	118	2159	.1	.5	64	1113	.1	.5	36	173	.3		95	376	.1	.5	83	304	.1	.6
KSSE-FM																				
SP '05	556	6191	.5	2.4	303	3633	.3	2.5	373	980	.3	2.6	538	1553	.5	2.7	410	1213	.4	2.9
4-Book	548	5903	.5	2.4	281	3586	.3	2.3	358	951	.3	2.5	513	1515	.5	2.6	343	1047	.3	2.5
+KTLK-AM																				
SP '05	208	1460	.2	.9	38	602	.3		34	110	.2		60	289	.1	.3	72	222	.1	.5
4-Book	109	1132	.1	.5	29	512	.2		23	91	.2		54	206	.1	.3	60	185	.1	.4
KTNQ-AM																				
SP '05	164	1574	.2	.7	55	727	.1	.5	76	196	.1	.5	87	269	.1	.4	86	171	.1	.6
4-Book	156	1565	.2	.7	54	671	.1	.5	77	214	.1	.5	81	226	.1	.4	79	185	.1	.6
KTWV-FM																				
SP '05	910	7573	.8	4.0	419	4896	.4	3.5	503	1386	.5	3.5	730	1962	.7	3.6	501	1271	.5	3.6
4-Book	840	7366	.8	3.7	426	4751	.4	3.5	446	1394	.4	3.1	785	2144	.8	3.9	535	1496	.5	3.8
KWIZ-FM																				
SP '05	83	1081	.1	.4	60	644	.1	.5	28	100	.2		69	151	.1	.3	79	206	.1	.6
4-Book	107	1260	.1	.5	65	807	.1	.6	78	225	.1	.5	103	270	.1	.5	76	205	.1	.6
KWVE-FM																				
SP '05	106	1305	.1	.5	66	697	.1	.5	89	224	.1	.6	79	245	.1	.4	70	253	.1	.5
4-Book	125	1538	.1	.6	69	896	.1	.6	90	260	.1	.6	89	276	.1	.5	61	199	.1	.5
KXOL-FM																				
SP '05	422	4783	.4	1.9	286	3327	.3	2.4	251	825	.2	1.7	480	1337	.4	2.4	288	875	.3	2.1
4-Book	378	4279	.4	1.7	237	2708	.3	2.0	246	695	.2	1.7	435	1122	.4	2.2	269	734	.3	1.9
KYSR-FM																				
SP '05	439	7996	.4	1.9	227	3934	.2	1.9	143	628	.1	1.0	382	1606	.4	1.9	307	1111	.3	2.2
4-Book	446	7984	.4	1.9	221	4402	.2	1.8	164	825	.2	1.2	384	1768	.4	1.9	293	1194	.3	2.1
KZLA-FM																				
SP '05	426	5411	.4	1.9	215	3327	.2	1.8	289	1222	.3	2.0	422	1523	.4	2.1	275	1018	.3	2.0
4-Book	464	5330	.5	2.0	229	3384	.2	1.9	259	1047	.3	1.8	417	1546	.4	2.1	297	1073	.3	2.1
XTRA-AM																				
SP '05	161	1797	.2	.7	74	889	.1	.6	30	141	.2		165	535	.2	.8	157	441	.1	1.1
4-Book	116	1433	.1	.5	40	659	.3		38	136	.3		92	318	.1	.5	76	252	.1	.6
KGGI-FM																				
SP '05	75	1994	.1	.3	68	1214	.1	.6	66	199	.1	.5	84	399	.1	.4	99	383	.1	.7
4-Book	79	2117	.1	.3	64	1248	.1	.6	57	244	.1	.4	84	442	.1	.4	85	358	.1	.6
KOLA-FM																				
SP '05	82	1029	.1	.4	35	592	.3		47	138	.3		47	229	.2		36	181	.3	
4-Book	**	**	**	**	**	**	**	**	**	**	**	**	**	**	**	**	**	**	**	**
TOTALS																				
SP '05	22730	99601	21.2		12020	80893	11.2		14349	38345	13.4		20192	50902	18.8		14036	36816	13.1	
4-Book	22886	99756	21.4		12089	81556	11.3		14379	38151	13.5		19957	50703	18.7		14038	37736	13.1	

Target Listener Estimates - Persons 12+

** Station(s) not reported this survey.

* Listener estimates adjusted for reported broadcast schedule.

+ Station(s) changed call letters - see Page 13.

4-Book: Avg. of current and previous 3 surveys.
2-Book: Avg. of most recent 2 surveys.

Target Listener Estimates

Persons 12+																				
Saturday 7PM-MID				Sunday 6AM-10AM				Sunday 10AM-3PM				Sunday 3PM-7PM				Sunday 7PM-MID				
AQH (00)	Cume (00)	AQH Rtg	AQH Shr	AQH (00)	Cume (00)	AQH Rtg	AQH Shr	AQH (00)	Cume (00)	AQH Rtg	AQH Shr	AQH (00)	Cume (00)	AQH Rtg	AQH Shr	AQH (00)	Cume (00)	AQH Rtg	AQH Shr	
KABC-AM																				
SP '05	79	422	.1	1.0	198	630	.2	2.3	194	766	.2	1.4	139	442	.1	1.3	77	299	.1	1.3
4-Book	99	440	.1	1.2	192	650	.2	2.1	254	888	.3	1.8	142	551	.1	1.3	97	343	.1	1.5
KAZN-AM																				
SP '05	25	99	**	.3	37	116	**	.4	40	146	**	.3	55	158	.1	.5	24	87	**	.4
4-Book	**	**	**	**	**	**	**	**	**	**	**	**	**	**	**	**	**	**	**	**
KBIG-FM																				
SP '05	283	1069	.3	3.6	77	382	.1	.9	305	1173	.3	2.2	210	706	.2	1.9	96	452	.1	1.6
4-Book	267	887	.3	3.4	106	445	.1	1.2	253	1043	.3	1.8	203	752	.2	1.9	96	432	.1	1.5
KBUA-FM																				
SP '05	20	86		.3	38	96		.4	50	167		.4	29	82		.3	26	86		.4
4-Book	35	124		.5	63	161	.1	.7	84	240	.1	.6	52	139	.1	.5	33	106		.5
KBUE-FM																				
SP '05	168	684	.2	2.1	198	586	.2	2.3	293	958	.3	2.1	193	635	.2	1.8	103	341	.1	1.7
4-Book	200	668	.2	2.5	213	604	.2	2.4	397	1090	.4	2.8	302	795	.3	2.8	146	460	.1	2.3
KCBS-FM																				
SP '05	179	1040	.2	2.3	227	1022	.2	2.6	429	1924	.4	3.1	356	1280	.3	3.3	129	529	.1	2.1
4-Book	138	706	.1	1.8	127	594	.1	1.4	314	1399	.3	2.3	283	1032	.3	2.6	98	448	.1	1.6
+KDAY-FM																				
SP '05	103	474	.1	1.3	52	193		.6	155	555	.1	1.1	115	452	.1	1.1	24	169		.4
4-Book	125	480	.1	1.6	83	265	.1	.9	167	588	.1	1.2	145	464	.1	1.4	70	248	.1	1.1
KOLD-FM																				
SP '05	21	97		.3	20	65		.2	84	319	.1	.6	65	192	.1	.6	27	198		.4
4-Book	36	146		.5	14	64		.1	54	252	.1	.4	46	183		.4	26	137		.4
KDLE-FM																				
SP '05	27	125		.3	7	47		.1	33	227		.2	48	220		.4	25	98		.4
4-Book	18	105		.2	11	58		.1	62	228	.1	.4	49	180		.5	20	82		.3
KEBN-FM																				
SP '05	14	74	**	.2	28	104	**	.3	44	156	**	.3	40	123	**	.4	20	47	**	.3
4-Book	**	**	**	**	**	**	**	**	**	**	**	**	**	**	**	**	**	**	**	**
KFI -AM																				
SP '05	223	789	.2	2.8	276	854	.3	3.1	265	863	.2	1.9	178	581	.2	1.6	216	738	.2	3.6
4-Book	214	746	.2	2.7	390	1082	.4	4.3	250	889	.2	1.8	185	604	.2	1.7	250	794	.2	4.0
KFSH-FM																				
SP '05	35	298		.4	123	609	.1	1.4	119	739	.1	.8	46	278		.4	16	89		.3
4-Book	45	275		.5	138	724	.1	1.5	148	835	.2	1.0	78	338	.1	.7	39	191		.6
KFWB-AM																				
SP '05	88	418	.1	1.1	203	856	.2	2.3	199	942	.2	1.4	206	830	.2	1.9	44	344		.7
4-Book	92	426	.1	1.2	234	913	.2	2.6	193	946	.2	1.4	162	676	.2	1.5	52	317	.1	.8
KHHT-FM																				
SP '05	366	1158	.3	4.7	247	790	.2	2.8	348	1264	.3	2.5	366	1125	.3	3.4	543	1262	.5	9.0
4-Book	352	1134	.3	4.4	199	697	.2	2.2	331	1179	.3	2.4	398	1236	.4	3.7	607	1384	.6	9.5
KHJ -AM																				
SP '05	32	100		.4	94	172	.1	1.1	103	360	.1	.7	138	275	.1	1.3	32	85		.5
4-Book	31	114		.4	79	196	.1	.9	92	281	.1	.7	73	173	.1	.7	27	101		.4
KIIS-FM																				
SP '05	416	1941	.4	5.3	391	1672	.4	4.5	731	3228	.7	5.2	614	2332	.6	5.6	329	1591	.3	5.4
4-Book	438	1852	.4	5.6	352	1448	.4	3.9	710	3098	.7	5.1	539	2031	.5	5.0	307	1379	.3	4.8
KVVS-FM																				
SP '05	25	77		.3	15	38		.2	16	116		.1	20	75		.2	3	13		.2
4-Book	28	75		.4	12	28		.2	26	96		.2	28	75		.3	12	39		.2

** Station(s) not reported this survey.

* Listener estimates adjusted for reported broadcast schedule.

+ Station(s) changed call letters - see Page 13.

4-Book: Avg. of current and previous 3 surveys.
2-Book: Avg. of most recent 2 surveys.

Target Listener Estimates

Target Listener Estimates - Persons 12+

		Persons 12+																				
		Saturday 7PM-MID				Sunday 6AM-10AM				Sunday 10AM-3PM				Sunday 3PM-7PM				Sunday 7PM-MID				
		AQH (00)	Cume (00)	AQH Rtg	AQH Shr	AQH (00)	Cume (00)	AQH Rtg	AQH Shr	AQH (00)	Cume (00)	AQH Rtg	AQH Shr	AQH (00)	Cume (00)	AQH Rtg	AQH Shr	AQH (00)	Cume (00)	AQH Rtg	AQH Shr	
KJLH-FM																						
	SP '05	118	378	.1	1.5	338	1011	.3	3.9	433	1398	.4	3.1	367	851	.3	3.4	118	381	.1	2.0	
	4-Book	149	487	.1	1.9	382	1021	.4	4.2	559	1589	.5	4.0	386	906	.3	3.6	144	446	.1	2.3	
KKBT-FM																						
	SP '05	383	1517	.4	4.9	311	899	.3	3.5	386	1654	.4	2.8	401	1562	.4	3.7	245	1104	.2	4.1	
	4-Book	358	1493	.4	4.6	307	1023	.3	3.4	406	1717	.4	2.9	400	1445	.4	3.7	258	1116	.2	4.0	
KKLA-FM																						
	SP '05	1	15			58	183	.1	.7	35	206		.2	4	41			17	95		.3	
	4-Book	17	80		.2	84	304	.1	.9	36	196		.3	16	69		.1	20	96		.3	
KLAC-AM																						
	SP '05	37	120		.5	13	85		.1	30	157		.2	35	167		.3	10	66		.2	
	4-Book	43	206	.1	.6	39	164		.4	72	269	.1	.5	74	284	.1	.7	52	186	.1	.8	
KLAX-FM																						
	SP '05	282	850	.3	3.6	359	900	.3	4.1	549	1497	.5	3.9	440	1102	.4	4.0	188	709	.2	3.1	
	4-Book	209	680	.2	2.7	430	1008	.4	4.7	484	1415	.5	3.4	354	942	.3	3.3	164	556	.2	2.6	
KLOS-FM																						
	SP '05	109	380	.1	1.4	118	484	.1	1.3	290	939	.3	2.1	237	859	.2	2.2	99	407	.1	1.6	
	4-Book	123	526	.1	1.6	113	472	.1	1.3	253	999	.3	1.8	220	783	.2	2.1	88	401	.1	1.4	
KLSX-FM																						
	SP '05	17	93		.2	84	344	.1	1.0	101	446	.1	.7	46	202		.4	21	106		.3	
	4-Book	47	173	.1	.6	132	384	.1	1.5	129	469	.1	.9	89	291	.1	.8	43	167		.7	
KLTX-AM																						
	SP '05	25	146		.3	76	220	.1	.9	37	164		.3	24	75		.2	17	92		.3	
	4-Book	32	125		.4	119	280	.1	1.3	89	256	.1	.7	48	110		.5	25	91		.4	
KLVE-FM																						
	SP '05	359	1170	.3	4.6	379	1150	.4	4.3	803	2194	.7	5.7	454	1228	.4	4.2	326	998	.3	5.4	
	4-Book	379	1199	.4	4.8	405	1156	.4	4.5	645	1884	.6	4.6	429	1142	.4	4.0	285	956	.3	4.5	
KLYY-FM																						
	SP '05	97	391	.1	1.2	144	422	.1	1.6	268	607	.2	1.9	166	369	.2	1.5	61	311	.1	1.0	
	4-Book	111	369	.1	1.4	118	386	.1	1.3	253	664	.2	1.8	184	495	.2	1.7	59	250	.1	.9	
KMKE-AM																						
	SP '05	57	145	.1	.7	31	70		.4	16	95		.1	31	66		.3	45	116		.7	
	4-Book	**	**	**	**	**	**	**	**	**	**	**	**	**	**	**	**	**	**	**	**	
KMZT-FM																						
	SP '05	193	684	.2	2.5	190	653	.2	2.2	378	1113	.4	2.7	342	850	.3	3.1	191	690	.2	3.2	
	4-Book	163	563	.2	2.1	166	632	.2	1.9	283	1035	.3	2.0	239	697	.2	2.2	140	508	.1	2.2	
KNX -AM																						
	SP '05	67	397	.1	.9	249	1069	.2	2.8	320	1308	.3	2.3	103	599	.1	.9	72	441	.1	1.2	
	4-Book	85	417	.1	1.1	286	1142	.3	3.2	276	1146	.3	2.0	122	562	.1	1.1	90	460	.1	1.4	
KOST-FM																						
	SP '05	324	1374	.3	4.1	316	1139	.3	3.6	415	1521	.4	3.0	351	1179	.3	3.2	240	955	.2	4.0	
	4-Book	282	1141	.3	3.6	278	1016	.3	3.1	484	1746	.5	3.5	356	1160	.3	3.3	220	947	.2	3.5	
KPWR-FM																						
	SP '05	573	2234	.5	7.3	215	856	.2	2.4	548	2461	.5	3.9	519	1792	.5	4.8	343	1302	.3	5.7	
	4-Book	608	2352	.6	7.7	304	1199	.3	3.3	616	2501	.6	4.4	580	2105	.6	5.4	392	1471	.4	6.2	
KRCD-FM																						
	SP '05	140	488	.1	1.8	176	439	.2	2.0	173	552	.2	1.2	129	465	.1	1.2	147	407	.1	2.4	
	4-Book	150	478	.1	1.9	140	359	.1	1.5	213	627	.2	1.5	145	399	.1	1.3	132	399	.1	2.1	
KRCV-FM																						
	SP '05	75	264	.1	1.0	129	393	.1	1.5	173	535	.2	1.2	36	167		.3	45	170		.7	
	4-Book	91	279	.1	1.2	98	254	.1	1.1	154	421	.2	1.1	115	310	.1	1.1	83	223	.1	1.3	

** Station(s) not reported this survey.

* Listener estimates adjusted for reported broadcast schedule.

+ Station(s) changed call letters - see Page 13.

4-Book: Avg. of current and previous 3 surveys.
2-Book: Avg. of most recent 2 surveys.

Target Listener Estimates

Persons 12+																			
Saturday 7PM-MID				Sunday 6AM-10AM				Sunday 10AM-3PM				Sunday 3PM-7PM				Sunday 7PM-MID			
AQH (00)	Cume (00)	AQH Rtg	AQH Shr	AQH (00)	Cume (00)	AQH Rtg	AQH Shr	AQH (00)	Cume (00)	AQH Rtg	AQH Shr	AQH (00)	Cume (00)	AQH Rtg	AQH Shr	AQH (00)	Cume (00)	AQH Rtg	AQH Shr
KRLA-AM																			
SP '05	13	32	.2	20	58	.2	28	61	.2	39	58	.4	27	59	.4				
4-Book	26	72	.4	21	62	.2	33	130	.3	20	57	.2	21	61	.3				
KROQ-FM																			
SP '05	342	1485	.3	181	827	.2	2.1	515	2335	.5	3.7	387	1692	.4	3.6	315	1458	.3	5.2
4-Book	381	1665	.4	220	868	.2	2.4	536	2124	.5	3.8	438	1677	.4	4.0	336	1452	.3	5.3
KRTH-FM																			
SP '05	148	713	.1	201	676	.2	2.3	348	1502	.3	2.5	256	1002	.2	2.4	124	502	.1	2.1
4-Book	195	871	.2	241	919	.2	2.7	481	1850	.5	3.4	318	1146	.3	3.0	145	667	.1	2.3
KSCA-FM																			
SP '05	142	577	.1	368	945	.3	4.2	360	1038	.3	2.6	266	731	.2	2.4	68	259	.1	1.1
4-Book	147	505	.1	337	863	.3	3.7	328	966	.3	2.3	218	558	.2	2.0	99	351	.1	1.6
KSPN-AM																			
SP '05	103	263	.1	24	103	.3		160	672	.1	1.1	99	294	.1	.9	27	78		.4
4-Book	59	190	.1	27	116	.3		100	361	.1	.7	73	269	.1	.7	29	128		.5
KSSE-FM																			
SP '05	116	427	.1	224	592	.2	2.6	390	1141	.4	2.8	288	787	.3	2.6	99	386	.1	1.6
4-Book	158	583	.2	171	514	.2	1.9	329	1063	.3	2.3	241	694	.2	2.2	133	491	.2	2.1
+KTLK-AM																			
SP '05	21	170	.3	21	62	.2		17	122		.1	44	179		.4	42	146		.7
4-Book	13	80	.2	14	66	.2		22	99		.2	26	104		.2	19	63		.3
KTNQ-AM																			
SP '05	34	117	.4	22	76	.3		42	99		.3	54	138	.1	.5	39	115		.6
4-Book	29	94	.4	35	114	.4		59	155	.1	.4	45	107		.4	26	89		.4
KTWV-FM																			
SP '05	307	935	.3	260	843	.2	3.0	502	1589	.5	3.6	350	1029	.3	3.2	185	635	.2	3.1
4-Book	280	972	.3	262	891	.2	2.9	516	1643	.5	3.7	394	1101	.4	3.6	177	693	.2	2.8
KVIZ-FM																			
SP '05	33	104	.4	68	147	.1	.8	83	247	.1	.6	69	183	.1	.6	51	180		.8
4-Book	40	141	.5	58	186	.1	.7	72	247	.1	.5	60	190	.1	.6	37	123		.6
KWVE-FM																			
SP '05	45	157	.6	55	193	.1	.6	66	189	.1	.5	67	162	.1	.6	57	113	.1	.9
4-Book	45	136	.6	71	250	.1	.8	96	343	.1	.7	51	157	.1	.5	49	131	.1	.8
KXOL-FM																			
SP '05	288	956	.3	145	466	.1	1.7	321	952	.3	2.3	320	867	.3	2.9	166	659	.2	2.7
4-Book	160	567	.2	148	485	.1	1.7	277	766	.3	2.0	227	583	.2	2.1	122	467	.1	1.9
KYSR-FM																			
SP '05	228	776	.2	132	537	.1	1.5	295	1426	.3	2.1	212	865	.2	1.9	96	469	.1	1.6
4-Book	164	694	.2	119	550	.1	1.3	301	1496	.3	2.1	226	967	.2	2.1	104	542	.1	1.6
KZLA-FM																			
SP '05	61	263	.1	147	713	.1	1.7	272	1201	.3	1.9	221	803	.2	2.0	48	383		.8
4-Book	106	452	.1	179	745	.2	2.0	312	1181	.3	2.2	212	797	.2	2.0	57	337	.1	.9
XTRA-AM																			
SP '05	53	170	.7	22	100	.3		60	222	.1	.4	77	216	.1	.7	28	113		.5
4-Book	21	88	.3	16	78	.2		35	150		.2	30	120		.3	12	48		.2
KGCI-FM																			
SP '05	48	292	.6	28	130	.3		69	296	.1	.5	74	240	.1	.7	74	210	.1	1.2
4-Book	49	258	.6	28	110	.3		55	253	.1	.4	61	248	.1	.6	87	248	.1	1.4
KOLA-FM																			
SP '05	13	90	.2	48	113	.5		60	261	.1	.4	31	155	.3		6	49		.1
4-Book	**	**	**	**	**	**	**	**	**	**	**	**	**	**	**	**	**	**	**
TOTALS																			
SP '05	7835	25661	7.3	8779	26164	8.2		14032	39203	13.1		10873	29546	10.1		6039	19647	5.6	
4-Book	7896	25338	7.4	9076	26758	8.5		14136	39605	13.2		10868	29469	10.2		6343	20164	5.9	

** Station(s) not reported this survey.

* Listener estimates adjusted for reported broadcast schedule.

+ Station(s) changed call letters - see Page 13.

4-Book: Avg. of current and previous 3 surveys.
2-Book: Avg. of most recent 2 surveys.

Target Listener Trends

Persons 12-24

	Monday-Sunday 6AM-MID				Monday-Friday 6AM-10AM				Monday-Friday 10AM-3PM				Monday-Friday 3PM-7PM				Monday-Friday 7PM-MID			
	AQH (00)	Cume (00)	AQH Rtg	AQH Shr	AQH (00)	Cume (00)	AQH Rtg	AQH Shr	AQH (00)	Cume (00)	AQH Rtg	AQH Shr	AQH (00)	Cume (00)	AQH Rtg	AQH Shr	AQH (00)	Cume (00)	AQH Rtg	AQH Shr
KABC-AM																				
SP '05	5	144	.2		7	64	.2		10	57	.3		2	49			5	31		.2
WI '05	3	154	.1			26			7	53	.2		7	61	.2			13		
FA '04	8	202	.2		5	28	.1		17	93	.1	.5	21	107	.1	.5		24		
SU '04	6	241	.2		8	83	.2		15	124	.1	.4	3	52	.1		1	43		
4-Book	6	185	.2		5	50	.1		12	82	.1	.4	8	67	.2		2	28		.1
SP '04	6	234	.2		8	93	.2		7	111	.2		11	129	.3		2	37		.1
KAZN-AM																				
SP '05		14																		
WI '05	**	**	**	**	**	**	**	**	**	**	**	**	**	**	**	**	**	**	**	**
FA '04	**	**	**	**	**	**	**	**	**	**	**	**	**	**	**	**	**	**	**	**
SU '04	**	**	**	**	**	**	**	**	**	**	**	**	**	**	**	**	**	**	**	**
4-Book	**	**	**	**	**	**	**	**	**	**	**	**	**	**	**	**	**	**	**	**
SP '04	**	**	**	**	**	**	**	**	**	**	**	**	**	**	**	**	**	**	**	**
KBIG-FM																				
SP '05	40	1367	.2	1.3	30	399	.1	.8	56	603	.2	1.7	56	553	.2	1.3	28	328	.1	1.1
WI '05	38	1342	.2	1.2	29	481	.1	.7	64	468	.3	1.9	53	617	.2	1.2	22	255	.1	.9
FA '04	31	1504	.1	.9	35	574	.1	.9	36	486	.1	1.1	32	610	.1	.7	24	408	.1	.9
SU '04	30	1455	.1	.9	29	405	.1	.8	45	568	.2	1.1	28	443	.1	.7	15	292	.1	.6
4-Book	35	1417	.2	1.1	31	465	.1	.8	50	531	.2	1.5	42	556	.2	1.0	22	321	.1	.9
SP '04	41	1459	.2	1.3	52	481	.2	1.3	75	646	.3	2.3	45	580	.2	1.0	16	339	.1	.6
KBUA-FM																				
SP '05	26	359	.1	.8	56	293	.2	1.4	42	180	.2	1.3	18	190	.1	.4	8	76		.3
WI '05	45	416	.2	1.4	64	295	.3	1.6	68	290	.3	2.0	47	238	.2	1.1	17	135	.1	.7
FA '04	22	340	.1	.7	43	167	.2	1.1	23	158	.1	.7	17	200	.1	.4	13	132	.1	.5
SU '04	27	359	.1	.8	30	186	.1	.8	29	173	.1	.7	31	232	.1	.8	21	119	.1	.8
4-Book	30	369	.1	.9	48	235	.2	1.2	41	200	.2	1.2	28	215	.1	.7	15	116	.1	.6
SP '04	24	421	.1	.7	20	217	.1	.5	28	207	.1	.9	33	241	.1	.8	13	124	.1	.5
KBUE-FM																				
SP '05	153	2284	.6	4.8	177	1180	.7	4.4	218	1138	.9	6.7	162	1150	.7	3.8	108	909	.4	4.4
WI '05	140	2343	.6	4.3	168	1007	.7	4.3	219	1431	.9	6.5	168	1336	.7	3.8	82	820	.3	3.3
FA '04	177	2211	.7	5.4	191	950	.8	4.7	211	1067	.9	6.7	219	1285	.9	5.1	116	826	.5	4.3
SU '04	145	2026	.6	4.3	165	955	.7	4.4	174	1195	.7	4.3	168	1032	.7	4.1	109	841	.4	4.3
4-Book	154	2216	.6	4.7	175	1023	.7	4.5	206	1208	.9	6.1	179	1201	.8	4.2	104	849	.4	4.1
SP '04	177	2518	.7	5.5	189	1230	.8	4.8	160	1328	.7	4.9	213	1454	.9	5.0	162	1101	.7	6.4
KCBS-FM																				
SP '05	53	1791	.2	1.7	62	741	.3	1.6	89	869	.4	2.8	67	917	.3	1.6	25	605	.1	1.0
WI '05	39	1553	.2	1.2	36	543	.1	.9	56	688	.2	1.7	58	785	.2	1.3	20	394	.1	.8
FA '04	44	1481	.2	1.3	44	510	.2	1.1	48	609	.2	1.5	66	801	.3	1.5	29	539	.1	1.1
SU '04	56	2127	.2	1.7	44	583	.2	1.2	94	1076	.4	2.3	85	1124	.3	2.1	33	627	.1	1.3
4-Book	48	1738	.2	1.5	47	594	.2	1.2	72	811	.3	2.1	69	907	.3	1.6	27	541	.1	1.1
SP '04	41	1977	.2	1.3	37	700	.2	.9	38	792	.2	1.2	63	925	.3	1.5	39	648	.2	1.5
+KDAY-FM																				
SP '05	62	2099	.3	1.9	50	721	.2	1.3	69	941	.3	2.1	98	1258	.4	2.3	56	625	.2	2.3
WI '05	72	2044	.3	2.2	68	923	.3	1.7	83	848	.3	2.5	105	1120	.4	2.4	53	703	.2	2.1
FA '04	52	1641	.2	1.6	42	573	.2	1.0	51	680	.2	1.6	70	800	.3	1.6	47	601	.2	1.8
SU '04	24	729	.1	.7	20	243	.1	.5	26	316	.1	.6	30	349	.1	.7	14	205	.1	.5
4-Book	53	1628	.2	1.6	45	615	.2	1.1	57	696	.2	1.7	76	882	.3	1.8	43	534	.2	1.7
SP '04	27	610	.1	.8	19	197	.1	.5	14	256	.1	.4	48	343	.2	1.1	24	267	.1	.9
KOLD-FM																				
SP '05	24	673	.1	.8	25	278	.1	.6	43	388	.2	1.3	31	420	.1	.7	10	243		.4
WI '05	12	357	.4		7	118	.2		11	154	.3		21	252	.1	.5	9	136		.4
FA '04	6	263	.2		4	113	.1		9	114	.3		6	90	.1		3	66		.1
SU '04	12	369	.4		8	136	.2		24	166	.1	.6	17	191	.1	.4	5	134		.2
4-Book	14	416	.5		11	161	.3		22	206	.1	.6	19	238	.1	.4	7	145		.3
SP '04	8	300	.2		9	125	.2		8	97	.2		10	122	.2		6	103		.2

Target Listener Trends - Persons 12-24

** Station(s) not reported this survey.

* Listener estimates adjusted for reported broadcast schedule.

+ Station(s) changed call letters - see Page 13.

4-Book: Avg. of current and previous 3 surveys.
2-Book: Avg. of most recent 2 surveys.

Target Listener Trends

Persons 12-24																			
Monday-Sunday 6AM-MID				Monday-Friday 6AM-10AM				Monday-Friday 10AM-3PM				Monday-Friday 3PM-7PM				Monday-Friday 7PM-MID			
AQH (00)	Cume (00)	AQH Rtg	AQH Shr	AQH (00)	Cume (00)	AQH Rtg	AQH Shr	AQH (00)	Cume (00)	AQH Rtg	AQH Shr	AQH (00)	Cume (00)	AQH Rtg	AQH Shr	AQH (00)	Cume (00)	AQH Rtg	AQH Shr
KDLE-FM																			
SP '05	8	378	.3	5	101	.1	.1	12	172	.4	.4	13	225	.1	.3	3	134	.1	.1
WI '05	6	306	.2	6	117	.2	.2	8	131	.2	.2	8	131	.2	.2	5	56	.2	.2
FA '04	12	500	.4	12	219	.3	.3	13	202	.1	.4	22	301	.1	.5	9	153	.3	.3
SU '04	15	442	.1	9	118	.2	.2	6	165	.1	.1	26	245	.1	.6	20	174	.1	.8
4-Book	10	407	.3	8	139	.2	.2	10	168	.3	.3	17	226	.1	.4	9	129	.4	.4
SP '04	14	529	.1	13	177	.1	.3	24	202	.1	.7	19	272	.1	.4	11	207	.4	.4
KEBN-FM																			
SP '05	17	370	.1	.5	25	183	.1	.6	34	196	.1	1.1	14	127	.1	.3	3	44	.1
WI '05	**	**	**	**	**	**	**	**	**	**	**	**	**	**	**	**	**	**	**
FA '04	**	**	**	**	**	**	**	**	**	**	**	**	**	**	**	**	**	**	**
SU '04	**	**	**	**	**	**	**	**	**	**	**	**	**	**	**	**	**	**	**
4-Book	**	**	**	**	**	**	**	**	**	**	**	**	**	**	**	**	**	**	**
SP '04	**	**	**	**	**	**	**	**	**	**	**	**	**	**	**	**	**	**	**
KFI -AM																			
SP '05	9	391	.3	16	180	.1	.4	8	108	.2	.2	19	162	.1	.4	3	83	.1	.1
WI '05	18	502	.1	.5	26	236	.1	.7	19	180	.1	.6	24	252	.1	.5	13	136	.1
FA '04	23	472	.1	.7	52	264	.2	1.3	44	244	.2	1.4	18	141	.1	.4	7	129	.3
SU '04	12	375	.4	.4	16	138	.1	.4	8	132	.2	.2	21	126	.1	.5	9	89	.4
4-Book	16	435	.1	.5	28	205	.1	.7	20	166	.1	.6	21	170	.1	.5	8	109	.3
SP '04	22	579	.1	.7	21	210	.1	.5	21	172	.1	.6	41	267	.2	1.0	18	129	.1
KFSH-FM																			
SP '05	15	490	.1	.5	29	243	.1	.7	16	165	.1	.5	17	219	.1	.4	6	105	.2
WI '05	19	640	.1	.6	21	270	.1	.5	17	256	.1	.5	27	307	.1	.6	13	213	.1
FA '04	25	724	.1	.8	18	272	.1	.4	13	215	.1	.4	35	329	.1	.8	31	265	.1
SU '04	36	678	.1	1.1	40	266	.2	1.1	56	319	.2	1.4	58	353	.2	1.4	12	237	.5
4-Book	24	633	.1	.8	27	263	.1	.7	26	239	.1	.7	34	302	.1	.8	16	205	.1
SP '04	30	762	.1	.9	34	318	.1	.9	28	326	.1	.9	41	430	.2	1.0	23	308	.1
KFWB-AM																			
SP '05	8	381	.3	13	146	.1	.3	44	49	.1	.1	11	171	.3	.3	13	92	.1	.5
WI '05	6	346	.2	.2	15	223	.1	.4	2	49	.1	.1	7	145	.2	.2	3	52	.1
FA '04	7	340	.2	.2	9	152	.2	.2	2	131	.1	.1	13	122	.1	.3	9	66	.3
SU '04	9	479	.3	.3	9	163	.2	.2	5	112	.1	.1	7	161	.2	.2	16	98	.1
4-Book	8	387	.3	.3	12	171	.1	.3	2	84	.1	.1	10	150	.3	.3	10	77	.1
SP '04	6	417	.2	.2	20	213	.1	.5	1	57	.1	.1	6	130	.1	.1	4	120	.2
KHHT-FM																			
SP '05	142	3194	.6	4.4	124	1351	.5	3.1	143	1218	.6	4.4	152	1423	.6	3.5	152	1474	.6
WI '05	128	3415	.5	3.9	109	1266	.4	2.8	107	1242	.4	3.2	128	1427	.5	2.9	136	1482	.6
FA '04	111	3081	.5	3.4	88	967	.4	2.2	92	1090	.4	2.9	106	1347	.4	2.5	148	1199	.6
SU '04	137	3342	.6	4.0	131	1061	.5	3.5	135	1460	.6	3.3	139	1342	.6	3.4	145	1364	.6
4-Book	130	3258	.6	3.9	113	1161	.5	2.9	119	1253	.5	3.5	131	1385	.5	3.1	145	1380	.6
SP '04	148	3348	.6	4.6	129	1230	.5	3.3	121	1337	.5	3.7	156	1506	.6	3.6	189	1732	.8
KHJ -AM																			
SP '05	8	262	.3	10	94	.3	.3	5	88	.2	.2	13	56	.1	.3	2	48	.1	.1
WI '05	6	244	.2	.2	9	102	.2	.2	4	98	.1	.1	9	58	.2	.2	3	27	.1
FA '04	3	154	.1	.1	1	50	.1	.1	6	71	.2	.2	3	28	.1	.1			
SU '04	3	116	.1	.1	3	10	.1	.1	7	59	.2	.2	3	36	.1	.1			
4-Book	5	194	.2	.2	6	64	.2	.2	6	79	.2	.2	7	45	.2	.2	1	19	.1
SP '04	8	325	.2	.2	13	119	.1	.3	13	155	.1	.4	6	90	.1	.1	3	76	.1
KIIS-FM																			
SP '05	356	9069	1.5	11.1	428	4811	1.8	10.7	294	3647	1.2	9.1	511	5448	2.1	11.9	322	3597	1.3
WI '05	379	9417	1.6	11.5	407	4525	1.7	10.3	308	3776	1.3	9.1	572	5438	2.4	12.9	316	3930	1.3
FA '04	382	9282	1.6	11.7	470	4838	1.9	11.6	291	3788	1.2	9.3	549	5257	2.3	12.8	327	3770	1.3
SU '04	354	8519	1.4	10.4	356	3637	1.5	9.5	433	4544	1.8	10.7	430	4634	1.8	10.4	263	3291	1.1
4-Book	368	9072	1.5	11.2	415	4453	1.7	10.5	332	3939	1.4	9.6	516	5194	2.2	12.0	307	3647	1.3
SP '04	306	8117	1.3	9.5	371	3863	1.5	9.5	255	3724	1.0	7.8	481	4631	2.0	11.2	237	3164	1.0

** Station(s) not reported this survey.

* Listener estimates adjusted for reported broadcast schedule.

+ Station(s) changed call letters - see Page 13.

4-Book: Avg. of current and previous 3 surveys.
2-Book: Avg. of most recent 2 surveys.

Target Listener Trends

Target Listener Trends - Persons 12-24

Persons 12-24																				
Monday-Sunday 6AM-MID				Monday-Friday 6AM-10AM				Monday-Friday 10AM-3PM				Monday-Friday 3PM-7PM				Monday-Friday 7PM-MID				
AQH (00)	Cume (00)	AQH Rtg	AQH Shr	AQH (00)	Cume (00)	AQH Rtg	AQH Shr	AQH (00)	Cume (00)	AQH Rtg	AQH Shr	AQH (00)	Cume (00)	AQH Rtg	AQH Shr	AQH (00)	Cume (00)	AQH Rtg	AQH Shr	
KVVS-FM																				
SP '05	16	245	.1	.5	18	134	.1	.5	13	130	.1	.4	27	141	.1	.6	12	161		.5
WI '05	31	361	.1	.9	39	239	.2	1.0	19	196	.1	.6	35	238	.1	.8	17	131	.1	.7
FA '04	13	235	.1	.4	16	180	.1	.4	8	125		.3	17	162	.1	.4	8	129		.3
SU '04	11	173		.3	8	86		.2	11	126		.3	15	113	.1	.4	13	99	.1	.5
4-Book	18	254	.1	.5	20	160	.1	.5	13	144	.1	.4	24	164	.1	.6	13	130	.1	.5
SP '04	11	279		.3	17	123	.1	.4	10	159		.3	18	163	.1	.4	5	82		.2
KJLH-FM																				
SP '05	26	704	.1	.8	11	158		.3	23	154	.1	.7	32	238	.1	.7	21	224	.1	.9
WI '05	25	902	.1	.8	29	299	.1	.7	15	229	.1	.4	19	232	.1	.4	18	179	.1	.7
FA '04	50	976	.2	1.5	53	370	.2	1.3	55	262	.2	1.8	45	406	.2	1.1	35	305	.1	1.3
SU '04	55	1045	.2	1.6	53	410	.2	1.4	43	461	.2	1.1	55	403	.2	1.3	60	421	.2	2.3
4-Book	39	907	.2	1.2	37	309	.1	.9	34	277	.2	1.0	38	320	.2	.9	34	282	.1	1.3
SP '04	25	788	.1	.8	20	184	.1	.5	17	198	.1	.5	24	364	.1	.6	23	264	.1	.9
KBFT-FM																				
SP '05	283	7168	1.2	8.9	335	3326	1.4	8.4	244	3103	1.0	7.5	398	4243	1.6	9.3	258	3021	1.1	10.6
WI '05	269	7337	1.1	8.2	295	3077	1.2	7.5	207	3171	.9	6.1	365	4155	1.5	8.2	247	3282	1.0	10.0
FA '04	273	7185	1.1	8.3	342	3225	1.4	8.5	224	2950	.9	7.1	386	4085	1.6	9.0	243	3161	1.0	9.1
SU '04	317	7810	1.3	9.3	337	3471	1.4	9.0	361	4076	1.5	8.9	408	4197	1.7	9.9	269	3097	1.1	10.5
4-Book	286	7375	1.2	8.7	327	3275	1.4	8.4	259	3325	1.1	7.4	389	4170	1.6	9.1	254	3140	1.1	10.1
SP '04	268	7730	1.1	8.3	293	3412	1.2	7.5	247	3420	1.0	7.5	356	4198	1.5	8.3	252	3195	1.0	9.9
KLAC-AM																				
SP '05	3	152		.1	4	81		.1	2	41		.1	11	71		.3		15		.1
WI '05	2	182		.1	8	84		.2	2	43		.1	2	68		.1		14		.1
FA '04	5	176		.2	8	131		.2	1	39		.1	8	47		.2	4	63		.1
SU '04	2	150		.1	1	26		.1	1	24		.1	4	38		.1	1	23		.1
4-Book	3	165		.1	5	81		.1	2	37		.1	6	56		.2	1	29		.1
SP '04	4	97		.1	8	55		.2	5	52		.2	3	57		.1	3	34		.1
KLAX-FM																				
SP '05	112	2137	.5	3.5	137	843	.6	3.4	135	931	.6	4.2	128	1016	.5	3.0	68	673	.3	2.8
WI '05	84	2111	.3	2.6	113	793	.5	2.9	87	911	.4	2.6	91	903	.4	2.1	63	661	.3	2.5
FA '04	93	1983	.4	2.8	144	934	.6	3.6	117	933	.5	3.7	100	761	.4	2.3	44	431	.2	1.6
SU '04	104	2018	.4	3.1	186	1040	.8	5.0	127	1013	.5	3.1	100	963	.4	2.4	42	501	.2	1.6
4-Book	98	2062	.4	3.0	145	903	.6	3.7	117	947	.5	3.4	105	911	.4	2.5	54	567	.3	2.1
SP '04	86	2237	.4	2.7	151	1025	.6	3.9	94	898	.4	2.9	85	982	.3	2.0	39	612	.2	1.5
KLOS-FM																				
SP '05	45	1573	.2	1.4	65	668	.3	1.6	53	569	.2	1.6	56	720	.2	1.3	31	419	.1	1.3
WI '05	53	1797	.2	1.6	69	784	.3	1.7	57	710	.2	1.7	79	921	.3	1.8	38	624	.2	1.5
FA '04	45	1427	.2	1.4	65	612	.3	1.6	52	562	.2	1.7	51	657	.2	1.2	30	535	.1	1.1
SU '04	60	2259	.2	1.8	45	630	.2	1.2	79	1042	.3	2.0	98	1237	.4	2.4	34	598	.1	1.3
4-Book	51	1764	.2	1.6	61	674	.3	1.5	60	721	.2	1.8	71	884	.3	1.7	33	544	.1	1.3
SP '04	58	2208	.2	1.8	73	792	.3	1.9	75	881	.3	2.3	76	972	.3	1.8	38	588	.2	1.5
KLSX-FM																				
SP '05	27	726	.1	.8	67	394	.3	1.7	29	295	.1	.9	40	296	.2	.9	5	115		.2
WI '05	48	879	.2	1.5	83	493	.3	2.1	79	336	.3	2.3	89	446	.4	2.0	16	181	.1	.6
FA '04	42	795	.2	1.3	118	443	.5	2.9	52	357	.2	1.7	42	228	.2	1.0	13	130	.1	.5
SU '04	45	752	.2	1.3	116	442	.5	3.1	58	367	.2	1.4	69	312	.3	1.7	6	125		.2
4-Book	41	788	.2	1.2	96	443	.4	2.5	55	339	.2	1.6	60	321	.3	1.4	10	138	.1	.4
SP '04	56	837	.2	1.7	143	514	.6	3.7	68	368	.3	2.1	106	456	.4	2.5	8	176		.3

** Station(s) not reported this survey.

* Listener estimates adjusted for reported broadcast schedule.

+ Station(s) changed call letters - see Page 13.

4-Book: Avg. of current and previous 3 surveys.
2-Book: Avg. of most recent 2 surveys.

Target Listener Trends

Persons 12-24																			
Monday-Sunday 6AM-MID				Monday-Friday 6AM-10AM				Monday-Friday 10AM-3PM				Monday-Friday 3PM-7PM				Monday-Friday 7PM-MID			
AQH (00)	Cume (00)	AQH Rtg	AQH Shr	AQH (00)	Cume (00)	AQH Rtg	AQH Shr	AQH (00)	Cume (00)	AQH Rtg	AQH Shr	AQH (00)	Cume (00)	AQH Rtg	AQH Shr	AQH (00)	Cume (00)	AQH Rtg	AQH Shr
KLTX-AM																			
SP '05	10	179	.3	11	101	.3	11	105	.3	10	85	.2	9	83	.4	10	179	.3	11
WI '05	14	287	.1	13	80	.1	13	53	.4	17	122	.1	11	90	.4	14	287	.1	13
FA '04	10	97	.3	20	69	.1	5	40	.2	6	26	.1	7	52	.3	10	97	.3	20
SU '04	17	165	.1	27	98	.1	21	104	.1	16	91	.1	12	71	.5	17	165	.1	27
4-Book	13	182	.1	18	87	.1	13	76	.1	12	81	.1	10	74	.4	13	182	.1	13
SP '04	10	200	.3	21	171	.1	4	50	.1	12	86	.3	5	108	.2	10	200	.3	21
KLVE-FM																			
SP '05	108	2298	.4	141	971	.6	145	1032	.6	114	988	.5	69	702	.3	108	2298	.4	141
WI '05	110	2555	.5	126	1051	.5	129	1090	.5	141	1115	.6	75	939	.3	110	2555	.5	126
FA '04	144	2743	.6	142	1081	.6	182	1063	.7	150	1128	.6	116	1180	.5	144	2743	.6	142
SU '04	106	2146	.4	127	842	.5	141	1034	.6	119	1008	.5	58	657	.2	106	2146	.4	127
4-Book	117	2436	.5	134	986	.6	149	1055	.6	131	1060	.6	80	870	.3	117	2436	.5	134
SP '04	97	2089	.4	92	988	.4	115	972	.5	107	1013	.4	91	820	.4	97	2089	.4	92
KLYY-FM																			
SP '05	54	983	.2	62	327	.3	82	438	.3	90	391	.4	13	172	.1	54	983	.2	62
WI '05	66	1267	.3	68	553	.3	104	660	.4	84	631	.3	37	459	.2	66	1267	.3	68
FA '04	53	1020	.2	54	430	.2	92	589	.4	63	463	.3	24	296	.1	53	1020	.2	54
SU '04	37	973	.2	40	336	.2	61	498	.2	47	389	.2	15	240	.1	37	973	.2	40
4-Book	53	1061	.2	56	412	.3	85	546	.3	71	469	.3	22	292	.1	53	1061	.2	56
SP '04	46	937	.2	52	392	.2	78	404	.3	45	390	.2	24	265	.1	46	937	.2	52
KMXE-AM																			
SP '05	12	61	.4	8	15	.2	11	31	.3	14	47	.1	16	45	.1	12	61	.4	8
WI '05	2	80	.1	2	26	.1	1	13	.1	3	25	.1	2	27	.1	2	80	.1	2
FA '04	**	**	**	**	**	**	**	**	**	**	**	**	**	**	**	**	**	**	**
SU '04	5	71	.1	1	11	.1	5	14	.1	7	25	.2	13	59	.1	5	71	.1	1
4-Book	**	**	**	**	**	**	**	**	**	**	**	**	**	**	**	**	**	**	**
SP '04	9	121	.3	3	53	.1	15	68	.1	21	68	.1	4	43	.2	9	121	.3	3
KMZT-FM																			
SP '05	12	423	.4	13	141	.1	12	159	.4	17	156	.1	3	58	.1	12	423	.4	13
WI '05	12	460	.4	7	127	.2	19	159	.1	16	136	.1	12	155	.5	12	460	.4	7
FA '04	13	497	.1	8	169	.2	15	139	.1	15	226	.1	16	212	.1	13	497	.1	8
SU '04	10	404	.3	11	125	.3	14	148	.1	11	167	.3	5	118	.2	10	404	.3	11
4-Book	12	446	.4	10	141	.3	15	151	.1	15	171	.1	9	136	.4	12	446	.4	10
SP '04	12	529	.4	17	151	.1	17	137	.1	11	179	.3	7	130	.3	12	529	.4	17
KNX -AM																			
SP '05	6	251	.2	9	117	.2	7	89	.2	13	146	.1	5	80	.2	6	251	.2	9
WI '05	8	314	.2	12	159	.3	11	54	.3	15	131	.1	1	27	.1	8	314	.2	12
FA '04	4	365	.1	12	255	.3	4	98	.1	4	112	.1	1	29	.1	4	365	.1	12
SU '04	3	239	.1	7	10	.2	1	71	.1	7	139	.2	1	46	.1	3	239	.1	7
4-Book	5	292	.2	10	135	.3	6	78	.2	10	132	.1	2	46	.1	5	292	.2	10
SP '04	9	351	.3	20	250	.1	8	42	.2	12	96	.3	1	41	.1	9	351	.3	20
KOST-FM																			
SP '05	57	1740	.2	42	451	.2	66	617	.3	78	780	.3	48	574	.2	57	1740	.2	42
WI '05	70	1915	.3	78	732	.3	108	717	.4	86	744	.4	47	516	.2	70	1915	.3	78
FA '04	45	1792	.2	45	726	.2	47	610	.2	44	581	.2	48	649	.2	45	1792	.2	45
SU '04	62	1612	.3	58	575	.2	99	671	.4	56	651	.2	51	638	.2	62	1612	.3	58
4-Book	59	1765	.3	56	621	.2	80	654	.3	66	689	.3	49	594	.2	59	1765	.3	56
SP '04	65	1565	.3	44	360	.2	76	624	.3	113	752	.5	49	652	.2	65	1565	.3	44
KPWR-FM																			
SP '05	423	8991	1.7	537	4750	2.2	338	3889	1.4	621	5311	2.6	323	3638	1.3	423	8991	1.7	537
WI '05	480	9753	2.0	551	4861	2.3	416	4563	1.7	740	6020	3.0	402	4496	1.7	480	9753	2.0	551
FA '04	524	10274	2.2	657	5116	2.7	416	4463	1.7	787	6417	3.2	446	4751	1.8	524	10274	2.2	657
SU '04	535	10213	2.2	559	4867	2.3	585	5908	2.4	687	6088	2.8	437	4784	1.8	535	10213	2.2	559
4-Book	491	9808	2.0	576	4899	2.4	439	4706	1.8	709	5959	2.9	402	4417	1.7	491	9808	2.0	576
SP '04	527	10817	2.2	637	6069	2.6	452	5304	1.9	777	6679	3.2	424	4993	1.7	527	10817	2.2	637

** Station(s) not reported this survey.

* Listener estimates adjusted for reported broadcast schedule.

+ Station(s) changed call letters - see Page 13.

4-Book: Avg. of current and previous 3 surveys.
2-Book: Avg. of most recent 2 surveys.

Target Listener Trends

Persons 12-24																				
Monday-Sunday 6AM-MID				Monday-Friday 6AM-10AM				Monday-Friday 10AM-3PM				Monday-Friday 3PM-7PM				Monday-Friday 7PM-MID				
AQH (00)	Cume (00)	AQH Rtg	AQH Shr	AQH (00)	Cume (00)	AQH Rtg	AQH Shr	AQH (00)	Cume (00)	AQH Rtg	AQH Shr	AQH (00)	Cume (00)	AQH Rtg	AQH Shr	AQH (00)	Cume (00)	AQH Rtg	AQH Shr	
KRCD-FM																				
SP '05	17	455	.1	.5	25	131	.1	.6	10	133	.3	23	188	.1	.5	20	169	.1	.8	
WI '05	21	586	.1	.6	18	181	.1	.5	22	161	.1	.7	12	190	.3	34	291	.1	1.4	
FA '04	29	545	.1	.9	16	188	.1	.4	25	285	.1	.8	28	247	.1	.7	45	171	.2	1.7
SU '04	18	385	.1	.5	35	156	.1	.9	24	143	.1	.6	8	117	.2	9	144	.4	1.4	
4-Book	21	493	.1	.6	24	164	.1	.6	20	181	.1	.6	18	186	.1	.4	27	194	.1	1.1
SP '04	23	710	.1	.7	27	222	.1	.7	38	318	.2	1.2	31	366	.1	.7	8	163	.3	1.3
KRCV-FM																				
SP '05	8	301	.1	.3	2	42	.1	.1	12	112	.4	7	118	.2	.2	7	83	.3	.3	
WI '05	30	471	.1	.9	71	263	.3	1.8	28	230	.1	.8	27	244	.1	.6	11	146	.4	.4
FA '04	13	327	.1	.4	10	135	.2	.2	16	125	.1	.5	18	152	.1	.4	5	62	.2	.2
SU '04	12	259	.1	.4	4	50	.1	.1	11	73	.3	10	87	.2	.2	18	135	.1	.7	
4-Book	16	340	.1	.5	22	123	.1	.6	17	135	.1	.5	16	150	.1	.4	10	107	.4	.4
SP '04	3	89	.1	.1					12			3	26	.1	.1	4	61	.2	.2	
KRLA-AM																				
SP '05	3	87	.1	.1	5	58	.1	.1	4	29	.1	7	44	.2	.2	2	16	.1	.1	
WI '05		43				12				12			13							
FA '04	6	170	.2	.2	17	115	.1	.4	14	64	.1	.4	3	57	.1	.1	1	15	.1	.1
SU '04	5	99	.1	.1	2	33	.1	.1	12	52	.3	.3	12	64	.3	.3	1	33	.1	.1
4-Book	4	100	.1	.1	6	55	.2	.2	8	39	.2	.2	6	45	.2	.2	1	16	.1	.1
SP '04	11	155	.3	.3	6	24	.2	.2	13	54	.1	.4	25	114	.1	.6	13	56	.1	.5
KROQ-FM																				
SP '05	268	6172	1.1	8.4	345	3144	1.4	8.7	219	2512	.9	6.8	368	3520	1.5	8.6	257	2794	1.1	10.6
WI '05	317	6321	1.3	9.6	433	3525	1.8	11.0	298	2803	1.2	8.8	466	3696	1.9	10.5	261	2744	1.1	10.5
FA '04	298	5939	1.2	9.1	389	3014	1.6	9.6	225	2641	.9	7.2	384	3491	1.6	9.0	293	2651	1.2	11.0
SU '04	364	7301	1.5	10.7	382	3340	1.6	10.2	384	4012	1.6	9.5	448	4445	1.8	10.9	368	3465	1.5	14.4
4-Book	312	6433	1.3	9.5	387	3256	1.6	9.9	282	2992	1.2	8.1	417	3788	1.7	9.8	295	2914	1.2	11.6
SP '04	343	6840	1.4	10.6	434	3432	1.8	11.1	321	3156	1.3	9.8	435	4048	1.8	10.1	335	3502	1.4	13.2
KRTH-FM																				
SP '05	53	2207	.2	1.7	40	673	.2	1.0	74	860	.3	2.3	72	977	.3	1.7	41	580	.2	1.7
WI '05	80	2565	.3	2.4	70	956	.3	1.8	85	879	.3	2.5	131	1197	.5	3.0	62	856	.3	2.5
FA '04	69	2599	.3	2.1	85	972	.3	2.1	80	851	.3	2.5	96	1173	.4	2.2	55	761	.2	2.1
SU '04	88	2702	.4	2.6	68	895	.3	1.8	105	1274	.4	2.6	113	1228	.5	2.7	74	984	.3	2.9
4-Book	73	2518	.3	2.2	66	874	.3	1.7	86	966	.3	2.5	103	1144	.4	2.4	58	795	.3	2.3
SP '04	78	2724	.3	2.4	68	958	.3	1.7	99	1060	.4	3.0	110	1242	.5	2.6	41	711	.2	1.6
KSCA-FM																				
SP '05	134	2011	.6	4.2	331	1319	1.4	8.3	135	861	.6	4.2	130	697	.5	3.0	37	450	.2	1.5
WI '05	120	2065	.5	3.6	252	1046	1.0	6.4	114	822	.5	3.4	106	830	.4	2.4	61	519	.3	2.5
FA '04	93	1897	.4	2.8	217	931	.9	5.4	106	827	.4	3.4	66	593	.3	1.5	27	352	.1	1.0
SU '04	83	1637	.3	2.4	149	760	.6	4.0	121	834	.5	3.0	64	501	.3	1.6	20	363	.1	.8
4-Book	108	1903	.5	3.3	237	1014	1.0	6.0	119	836	.5	3.5	92	655	.4	2.1	36	421	.2	1.5
SP '04	51	1334	.2	1.6	94	667	.4	2.4	74	595	.3	2.3	34	401	.1	.8	20	301	.1	.8
KSPN-AM																				
SP '05	6	225	.2	.2	13	109	.1	.3	7	58	.2	.2	6	34	.1	.1	6	69	.2	.2
WI '05	3	140	.1	.1	2	43	.1	.1	10	45	.3	.3	6	49	.1	.1	1	34	.1	.1
FA '04	4	237	.1	.1	3	52	.1	.1	4	52	.1	.1	6	114	.1	.1	4	58	.1	.1
SU '04	12	292	.4	.4	11	83	.3	.3	26	91	.1	.6	14	134	.1	.3	14	143	.1	.5
4-Book	6	224	.2	.2	7	72	.2	.2	12	62	.3	.3	8	83	.2	.2	6	76	.2	.2
SP '04	9	311	.3	.3	12	91	.3	.3	3	55	.1	.1	17	173	.1	.4	9	135	.4	.4
KSSE-FM																				
SP '05	115	2334	.5	3.6	195	1219	.8	4.9	142	1056	.6	4.4	129	1051	.5	3.0	33	479	.1	1.4
WI '05	98	2256	.4	3.0	155	1102	.6	3.9	102	954	.4	3.0	121	999	.5	2.7	51	789	.2	2.1
FA '04	113	2176	.5	3.5	157	1065	.6	3.9	114	979	.5	3.6	148	1121	.6	3.5	85	845	.3	3.2
SU '04	121	2075	.5	3.6	173	1161	.7	4.6	137	1121	.6	3.4	162	978	.7	3.9	51	681	.2	2.0
4-Book	112	2210	.5	3.4	170	1137	.7	4.3	124	1028	.5	3.6	140	1037	.6	3.3	55	699	.2	2.2
SP '04	100	2168	.4	3.1	176	1142	.7	4.5	131	815	.5	4.0	107	884	.4	2.5	51	671	.2	2.0

Target Listener Trends - Persons 12-24

** Station(s) not reported this survey.

* Listener estimates adjusted for reported broadcast schedule.

+ Station(s) changed call letters - see Page 13.

4-Book: Avg. of current and previous 3 surveys.
2-Book: Avg. of most recent 2 surveys.

Target Listener Trends

Persons 12-24																				
Monday-Sunday 6AM-MID				Monday-Friday 6AM-10AM				Monday-Friday 10AM-3PM				Monday-Friday 3PM-7PM				Monday-Friday 7PM-MID				
AQH (00)	Cume (00)	AQH Rtg	AQH Shr	AQH (00)	Cume (00)	AQH Rtg	AQH Shr	AQH (00)	Cume (00)	AQH Rtg	AQH Shr	AQH (00)	Cume (00)	AQH Rtg	AQH Shr	AQH (00)	Cume (00)	AQH Rtg	AQH Shr	
+KTLK-AM																				
SP '05	1	99			15			2	27	.1		2	55			3	47		.1	
WI '05		43		1	25				29											
FA '04	1	66		3	26		.1	2	14	.1		1	15			1	25			
SU '04	4	49	.1	2	24	.1	.1	13	13	.1	.3	1	14			1	10			
4-Book	2	64		2	23		.1	4	21		.1	1	21			1	21			
SP '04	2	118	.1	3	49	.1	.1	2	46	.1	.1	4	55	.1			16			
KTNQ-AM																				
SP '05	10	141	.3					15	60	.1	.5	21	58	.1	.5	11	18		.5	
WI '05	2	117	.1	3	74	.1	.1	3	28	.1	.1	7	28	.1	.2					
FA '04	5	163	.2	8	38	.2	.2	10	97	.3	.3	8	72	.2	.2					
SU '04	5	87	.1					7	22	.2	.2	19	40	.1	.5	1	13			
4-Book	6	127	.2	3	28		.1	9	52		.3	14	50		.1	3	8		.1	
SP '04	**	**	**	**	**	**	**	**	**	**	**	**	**	**	**	**	**	**	**	
KTWV-FM																				
SP '05	20	463	.1	.6	21	167	.1	.5	18	162	.1	.6	30	183	.1	.7	20	148	.1	.8
WI '05	21	685	.1	.6	26	259	.1	.7	18	223	.1	.5	23	239	.1	.5	20	266	.1	.8
FA '04	33	629	.1	1.0	19	217	.1	.5	36	213	.1	1.1	48	263	.2	1.1	34	222	.1	1.3
SU '04	16	692	.1	.5	14	179	.1	.4	32	263	.1	.8	27	293	.1	.7	9	126		.4
4-Book	23	617	.1	.7	20	206	.1	.5	26	215	.1	.8	32	245	.1	.8	21	191	.1	.8
SP '04	19	600	.1	.6	23	219	.1	.6	24	127	.1	.7	18	221	.1	.4	16	180	.1	.6
KWIZ-FM																				
SP '05	19	427	.1	.6	24	173	.1	.6	21	255	.1	.6	27	254	.1	.6	13	143	.1	.5
WI '05	16	445	.1	.5	28	158	.1	.7	21	176	.1	.6	19	216	.1	.4	7	141		.3
FA '04	10	308	.3		9	98	.2	.2	19	143	.1	.6	10	125	.2	.3	3	72		.1
SU '04	11	303	.3	.3	12	133	.3	.3	20	146	.1	.5	11	142	.3	.3	6	118		.2
4-Book	14	371	.1	.4	18	141	.1	.5	20	180	.1	.6	17	184	.1	.4	7	119	.1	.3
SP '04	15	424	.1	.5	19	181	.1	.5	16	158	.1	.5	16	129	.1	.4	15	150	.1	.6
KVVE-FM																				
SP '05	5	211	.2	.2	11	101	.3	.3	3	60	.1	.1	5	86	.1	.1	1	39		
WI '05	2	152	.1	.1	5	48	.1	.1	2	43	.1	.1	1	42	.1	.1	1	27		
FA '04	6	348	.2	.2	10	96	.2	.2	5	95	.2	.2	6	108	.1	.1	4	130		.1
SU '04	13	250	.1	.4	14	149	.1	.4	21	98	.1	.5	16	96	.1	.4	4	47		.2
4-Book	7	240	.2	.2	10	99	.3	.3	8	74	.2	.2	7	83	.2	.2	3	61	.1	.1
SP '04	8	175	.2	.2	12	75	.3	.3	7	87	.2	.2	11	95	.3	.3	4	40		.2
KXOL-FM																				
SP '05	120	1993	.5	3.8	119	812	.5	3.0	107	802	.4	3.3	171	1192	.7	4.0	116	907	.5	4.8
WI '05	64	1400	.3	1.9	79	564	.3	2.0	80	580	.3	2.4	72	800	.3	1.6	41	531	.2	1.7
FA '04	46	989	.2	1.4	47	379	.2	1.2	63	488	.3	2.0	66	432	.3	1.5	33	370	.1	1.2
SU '04	39	804	.2	1.1	51	304	.2	1.4	50	391	.2	1.2	47	347	.2	1.1	18	276	.1	.7
4-Book	67	1297	.3	2.1	74	515	.3	1.9	75	565	.3	2.2	89	693	.4	2.1	52	521	.2	2.1
SP '04	31	1040	.1	1.0	30	329	.1	.8	33	414	.1	1.0	36	438	.1	.8	21	362	.1	.8
KYSR-FM																				
SP '05	60	2166	.2	1.9	74	872	.3	1.9	38	816	.2	1.2	93	1096	.4	2.2	55	852	.2	2.3
WI '05	54	2237	.2	1.6	52	745	.2	1.3	47	804	.2	1.4	67	935	.3	1.5	38	773	.2	1.5
FA '04	53	1980	.2	1.6	87	907	.4	2.2	54	786	.2	1.7	60	870	.2	1.4	33	555	.1	1.2
SU '04	69	2359	.3	2.0	72	808	.3	1.9	88	1027	.4	2.2	91	1132	.4	2.2	40	639	.2	1.6
4-Book	59	2186	.2	1.8	71	833	.3	1.8	57	858	.3	1.6	78	1008	.3	1.8	42	705	.2	1.7
SP '04	79	2454	.3	2.4	118	1113	.5	3.0	113	984	.5	3.4	98	1176	.4	2.3	52	708	.2	2.1
KZLA-FM																				
SP '05	39	976	.2	1.2	36	384	.1	.9	48	539	.2	1.5	70	622	.3	1.6	28	463	.1	1.1
WI '05	25	902	.1	.8	27	398	.1	.7	28	385	.1	.8	41	531	.2	.9	18	295	.1	.7
FA '04	29	890	.1	.9	22	296	.1	.5	25	412	.1	.8	55	476	.2	1.3	25	323	.1	.9
SU '04	47	780	.2	1.4	51	300	.2	1.4	47	363	.2	1.2	39	361	.2	.9	38	261	.2	1.5
4-Book	35	887	.2	1.1	34	345	.1	.9	37	425	.2	1.1	51	498	.2	1.2	27	336	.1	1.1
SP '04	49	896	.2	1.5	55	494	.2	1.4	54	487	.2	1.6	74	567	.3	1.7	27	349	.1	1.1

** Station(s) not reported this survey.

* Listener estimates adjusted for reported broadcast schedule.

+ Station(s) changed call letters - see Page 13.

4-Book: Avg. of current and previous 3 surveys.
2-Book: Avg. of most recent 2 surveys.

Target Listener Trends

Target Listener Trends - Persons 12-24

Persons 12-24																				
Monday-Sunday 6AM-MID				Monday-Friday 6AM-10AM				Monday-Friday 10AM-3PM				Monday-Friday 3PM-7PM				Monday-Friday 7PM-MID				
AQH (00)	Cume (00)	AQH Rtg	AQH Shr	AQH (00)	Cume (00)	AQH Rtg	AQH Shr	AQH (00)	Cume (00)	AQH Rtg	AQH Shr	AQH (00)	Cume (00)	AQH Rtg	AQH Shr	AQH (00)	Cume (00)	AQH Rtg	AQH Shr	
XTRA-AM																				
SP '05	2	76	.1	4	50	.1	.1	2	40	.1	.1	2	7			1	7			
WI '05		45						1	32								14			
FA '04	6	97	.2	5	34	.1	.1	12	67	.4	.4	19	66	.1	.4					
SU '04	1	96		2	49	.1	.1	1	43			1	23				12			
4-Book	2	79	.1	3	33			4	46			6	24				8			
SP '04	1	98		1	23			1	29			5	51							
KGGI-FM																				
SP '05	31	1279	.1	1.0	34	464	.1	.9	19	366	.1	.6	48	652	.2	1.1	28	398	.1	1.1
WI '05	50	1770	.2	1.5	38	580	.2	1.0	42	703	.2	1.2	81	809	.3	1.8	51	620	.2	2.1
FA '04	52	1568	.2	1.6	46	503	.2	1.1	46	705	.2	1.5	72	938	.3	1.7	52	520	.2	1.9
SU '04	41	1659	.2	1.2	40	557	.2	1.1	37	706	.2	.9	49	840	.2	1.2	44	657	.2	1.7
4-Book	44	1569	.2	1.3	40	526	.2	1.0	36	620	.2	1.1	63	810	.3	1.5	44	549	.2	1.7
SP '04	38	1627	.2	1.2	34	521	.1	.9	33	601	.1	1.0	58	830	.2	1.4	34	463	.1	1.3
KOLA-FM																				
SP '05	3	118	.1	.1	5	61	.1	.1	14			13	59	.1	.3		13			
WI '05	**	**	**	**	**	**	**	**	**	**	**	**	**	**	**	**	**	**	**	
FA '04	**	**	**	**	**	**	**	**	**	**	**	**	**	**	**	**	**	**	**	
SU '04	**	**	**	**	**	**	**	**	**	**	**	**	**	**	**	**	**	**	**	
4-Book	**	**	**	**	**	**	**	**	**	**	**	**	**	**	**	**	**	**	**	
SP '04	**	**	**	**	**	**	**	**	**	**	**	**	**	**	**	**	**	**	**	
TOTALS																				
SP '05	3195	22998	13.1		3987	19047	16.4		3235	14925	13.3		4300	19395	17.7		2435	15194	10.0	
WI '05	3288	22974	13.5		3947	18622	16.2		3380	15316	13.9		4438	19230	18.3		2481	15476	10.2	
FA '04	3275	23324	13.5		4043	19174	16.6		3141	15116	12.9		4281	19562	17.6		2667	16086	11.0	
SU '04	3392	23145	13.9		3747	17700	15.3		4044	18316	16.6		4124	19166	16.9		2561	16110	10.5	
4-Book	3288	23110	13.5		3931	18636	16.1		3450	15918	14.2		4286	19338	17.6		2536	15717	10.4	
SP '04	3226	23131	13.2		3909	19179	16.0		3277	15938	13.4		4296	19528	17.6		2534	16086	10.4	

** Station(s) not reported this survey.

* Listener estimates adjusted for reported broadcast schedule.

+ Station(s) changed call letters - see Page 13.

4-Book: Avg. of current and previous 3 surveys.
2-Book: Avg. of most recent 2 surveys.

Target Listener Estimates

Persons 12-24																				
Monday-Friday 6AM-7PM				Weekend 6AM-MID				Saturday 6AM-10AM				Saturday 10AM-3PM				Saturday 3PM-7PM				
AQH (00)	Cume (00)	AQH Rtg	AQH Shr	AQH (00)	Cume (00)	AQH Rtg	AQH Shr	AQH (00)	Cume (00)	AQH Rtg	AQH Shr	AQH (00)	Cume (00)	AQH Rtg	AQH Shr	AQH (00)	Cume (00)	AQH Rtg	AQH Shr	
KABC-AM																				
SP '05	7	130		.2	2	42		.1					1	14						
4-Book	9	144		.2	2	53		.1				2	13			1	7			
KAZN-AM																				
SP '05	**	**	**	**	**	14	**	**	**	**	**	**	**	**	**	**	**	**	**	
4-Book	**	**	**	**	**	**	**	**	**	**	**	**	**	**	**	**	**	**	**	
KBIG-FM																				
SP '05	48	1087	.2	1.3	36	655	.1	1.4	32	90	.1	1.2	73	266	.3	1.7	64	247	.3	1.9
4-Book	42	1056	.2	1.1	31	639	.1	1.2	23	103	.1	.9	54	212	.2	1.3	47	160	.2	1.4
KBUA-FM																				
SP '05	39	331	.2	1.0	17	182	.1	.6	27	95	.1	1.0	42	105	.2	1.0	17	47	.1	.5
4-Book	39	328	.2	1.0	25	213	.1	.9	34	84	.2	1.3	47	108	.2	1.1	24	68	.1	.7
KBUE-FM																				
SP '05	188	1851	.8	5.0	119	1450	.5	4.5	90	295	.4	3.5	206	677	.8	4.9	148	458	.6	4.4
4-Book	188	1876	.8	4.9	126	1350	.5	4.5	117	340	.5	4.5	207	622	.8	4.9	140	400	.6	4.1
KCBS-FM																				
SP '05	74	1578	.3	2.0	34	799	.1	1.3	42	160	.2	1.6	55	288	.2	1.3	14	126	.1	.4
4-Book	63	1443	.3	1.7	36	816	.1	1.3	30	136	.1	1.2	63	270	.3	1.5	50	197	.2	1.4
+KDAY-FM																				
SP '05	72	1802	.3	1.9	48	986	.2	1.8	14	109	.1	.5	97	441	.4	2.3	81	337	.3	2.4
4-Book	59	1357	.2	1.5	48	806	.2	1.8	30	121	.1	1.2	85	333	.4	2.0	79	284	.3	2.3
KDLD-FM																				
SP '05	34	623	.1	.9	15	301	.1	.6	23	57	.1	.9	26	130	.1	.6	20	105	.1	.6
4-Book	18	372	.1	.5	10	199		.4	14	48	.1	.5	18	86	.1	.4	16	77	.1	.5
KDLE-FM																				
SP '05	10	293		.3	9	187		.3	4	15		.2	18	74	.1	.4	13	74	.1	.4
4-Book	12	323	.1	.3	10	207		.3	6	21		.2	12	67	.1	.3	14	62	.1	.4
KEBN-FM																				
SP '05	25	326	.1	.7	13	198	.1	.5	19	55	.1	.7	30	101	.1	.7	13	44	.1	.4
4-Book	**	**	**	**	**	**	**	**	**	**	**	**	**	**	**	**	**	**	**	**
KFI -AM																				
SP '05	14	343	.1	.4	5	99		.2	15	26	.1	.6	9	47		.2				
4-Book	23	358	.1	.6	8	133		.3	16	37	.1	.6	11	52		.3	3	11		.1
KFSH-FM																				
SP '05	20	378	.1	.5	12	285		.5	15	55	.1	.6	22	79	.1	.5	24	97	.1	.7
4-Book	29	494	.1	.7	21	411	.1	.8	14	63	.1	.5	27	130	.1	.7	35	113	.2	1.0
KFWB-AM																				
SP '05	7	259		.2	6	179		.2	16	77	.1	.6	13	80	.1	.3				
4-Book	7	292		.2	5	138		.2	9	41		.3	5	35		.1	7	32		.2
KHHT-FM																				
SP '05	140	2397	.6	3.7	137	1713	.6	5.2	133	418	.5	5.1	168	553	.7	4.0	103	350	.4	3.1
4-Book	121	2375	.5	3.1	134	1768	.6	4.8	85	290	.4	3.3	119	475	.5	2.8	108	381	.4	3.1
KHJ -AM																				
SP '05	9	184		.2	10	146		.4	9	18		.3	34	80	.1	.8	7	30		.2
4-Book	6	146		.2	6	99		.2	5	18		.2	14	38	.1	.3	6	22		.2
KIIS-FM																				
SP '05	402	8187	1.7	10.6	295	5257	1.2	11.2	234	1243	1.0	9.0	485	2146	2.0	11.4	372	1692	1.5	11.0
4-Book	414	7929	1.7	10.8	326	5315	1.3	11.7	278	1206	1.2	10.7	540	2137	2.2	12.7	414	1574	1.7	12.0
KVVS-FM																				
SP '05	19	208	.1	.5	14	150	.1	.5	7	46		.3	31	122	.1	.7	17	54	.1	.5
4-Book	18	234	.1	.5	20	149	.1	.7	21	56	.1	.9	34	87	.2	.8	30	61	.1	.9

** Station(s) not reported this survey.

* Listener estimates adjusted for reported broadcast schedule.

+ Station(s) changed call letters - see Page 13.

4-Book: Avg. of current and previous 3 surveys.
2-Book: Avg. of most recent 2 surveys.

Target Listener Estimates

Target Listener Estimates - Persons 12-24

Persons 12-24																				
Monday-Friday 6AM-7PM				Weekend 6AM-MID				Saturday 6AM-10AM				Saturday 10AM-3PM				Saturday 3PM-7PM				
AQH (00)	Cume (00)	AQH Rtg	AQH Shr	AQH (00)	Cume (00)	AQH Rtg	AQH Shr	AQH (00)	Cume (00)	AQH Rtg	AQH Shr	AQH (00)	Cume (00)	AQH Rtg	AQH Shr	AQH (00)	Cume (00)	AQH Rtg	AQH Shr	
KJLH-FM																				
SP '05	22	392	.1	.6	37	419	.2	1.4	6	30	.2	27	62	.1	.6	19	44	.1	.6	
4-Book	36	601	.2	1.0	49	529	.2	1.7	29	86	.1	45	122	.2	1.1	31	92	.1	.9	
KKBT-FM																				
SP '05	319	6140	1.3	8.4	234	3863	1.0	8.9	207	809	.9	370	1555	1.5	8.7	322	1195	1.3	9.5	
4-Book	320	6333	1.3	8.3	245	4151	1.0	8.8	203	842	.8	367	1577	1.5	8.6	316	1190	1.3	9.2	
KKLA-FM																				
SP '05	5	138	.1	.1	1	42	.1	.1	2	9	.1	2	14	.1	.1	2	16	.1	.1	
4-Book	4	130	.1	.1	2	58	.1	.1	2	9	.1	1	7	.1	.1	2	16	.1	.1	
KLAC-AM																				
SP '05	2	59	.1	.1	1	32	.1	.1	4	4	.1	2	17	.1	.1	3	16	.1	.1	
4-Book	4	92	.2	.2	2	40	.1	.1	4	4	.1	3	8	.1	.1	1	4	.1	.1	
KLAX-FM																				
SP '05	134	1664	.6	3.5	102	1202	.4	3.9	128	316	.5	146	380	.6	3.4	129	419	.5	3.8	
4-Book	122	1651	.5	3.2	86	1163	.4	3.1	137	338	.6	129	402	.5	3.0	99	360	.4	2.9	
KLOS-FM																				
SP '05	58	1307	.2	1.5	33	524	.1	1.3	30	153	.1	61	208	.3	1.4	18	111	.1	.5	
4-Book	64	1513	.3	1.7	39	741	.1	1.4	37	144	.2	65	255	.3	1.5	54	204	.2	1.6	
KLSX-FM																				
SP '05	44	598	.2	1.2	10	203	.4	.4	4	15	.2	14	86	.1	.3	11	42	.3	.3	
4-Book	69	692	.3	1.8	9	165	.3	.3	9	17	.1	6	33	.1	.1	10	32	.3	.3	
KLTX-AM																				
SP '05	11	148	.3	.3	8	128	.3	.3	31	71	.1	5	26	.1	.1	1	18	.1	.3	
4-Book	14	141	.1	.4	12	125	.1	.4	20	51	.1	12	38	.1	.3	11	36	.1	.3	
KLVE-FM																				
SP '05	134	1751	.6	3.5	86	1254	.4	3.3	81	275	.3	100	322	.4	2.4	114	311	.5	3.4	
4-Book	139	1883	.6	3.6	104	1310	.5	3.7	105	349	.4	157	477	.7	3.7	102	289	.4	3.0	
KLYY-FM																				
SP '05	78	777	.3	2.1	39	475	.2	1.5	42	114	.2	72	164	.3	1.7	69	148	.3	2.0	
4-Book	72	840	.3	1.9	39	550	.2	1.4	47	152	.2	68	199	.3	1.6	49	162	.2	1.4	
KMXE-AM																				
SP '05	11	47	.3	.3	11	45	.4	.4	11	15	.4	6	15	.1	.1	4	16	.1	.1	
4-Book	**	**	**	**	**	**	**	**	**	**	**	**	**	**	**	**	**	**	**	**
KMZT-FM																				
SP '05	14	341	.1	.4	15	185	.1	.6	5	41	.2	24	39	.1	.6	36	70	.1	1.1	
4-Book	13	327	.1	.4	11	200	.1	.4	7	42	.3	18	65	.1	.4	17	43	.1	.5	
KNX -AM																				
SP '05	9	209	.2	.2	2	98	.1	.1	2	13	.1	1	13	.1	.1	3	46	.1	.1	
4-Book	8	246	.2	.2	2	78	.1	.1	2	6	.1	3	20	.1	.1	1	17	.1	.1	
KOST-FM																				
SP '05	62	1250	.3	1.6	53	869	.2	2.0	30	153	.1	77	256	.3	1.8	88	215	.4	2.6	
4-Book	68	1281	.3	1.8	48	805	.2	1.7	35	163	.2	71	247	.3	1.7	68	202	.3	2.0	
KPWR-FM																				
SP '05	486	7971	2.0	12.8	378	5319	1.6	14.3	320	1191	1.3	567	2250	2.3	13.4	581	2068	2.4	17.2	
4-Book	564	8683	2.3	14.6	418	5969	1.7	15.0	360	1305	1.5	674	2499	2.8	15.9	577	2088	2.4	16.8	
KRCD-FM																				
SP '05	19	347	.1	.5	12	167	.5	.5	16	28	.1	34	92	.1	.8	28	52	.1	.8	
4-Book	21	339	.1	.6	18	240	.1	.7	19	38	.1	26	71	.1	.6	18	52	.1	.5	
KRCV-FM																				
SP '05	7	203	.2	.2	10	115	.4	.4	15	42	.1	26	74	.1	.6	21	31	.1	.6	
4-Book	18	251	.1	.5	16	176	.1	.6	21	50	.1	28	83	.1	.7	19	51	.1	.6	

** Station(s) not reported this survey.

* Listener estimates adjusted for reported broadcast schedule.

+ Station(s) changed call letters - see Page 13.

4-Book: Avg. of current and previous 3 surveys.
2-Book: Avg. of most recent 2 surveys.

Target Listener Estimates

Persons 12-24																				
Monday-Friday 6AM-7PM				Weekend 6AM-MID				Saturday 6AM-10AM				Saturday 10AM-3PM				Saturday 3PM-7PM				
AQH (00)	Cume (00)	AQH Rtg	AQH Shr	AQH (00)	Cume (00)	AQH Rtg	AQH Shr	AQH (00)	Cume (00)	AQH Rtg	AQH Shr	AQH (00)	Cume (00)	AQH Rtg	AQH Shr	AQH (00)	Cume (00)	AQH Rtg	AQH Shr	
KRLA-AM																				
SP '05	5	87	.1	1	16			2	16			3	16							
4-Book	7	95	.2	1	17			1	8			1	4			1	4			
KROQ-FM																				
SP '05	304	5365	1.3	8.0	211	3390	.9	8.0	145	595	.6	5.6	390	1409	1.6	9.2	291	1191	1.2	8.6
4-Book	356	5709	1.5	9.2	245	3609	1.0	8.8	183	699	.8	7.0	395	1495	1.6	9.3	320	1171	1.3	9.3
KRTH-FM																				
SP '05	63	1667	.3	1.7	44	1072	.2	1.7	47	226	.2	1.8	93	411	.4	2.2	33	145	.1	1.0
4-Book	85	1962	.4	2.2	60	1207	.3	2.1	47	184	.2	1.8	101	407	.4	2.4	76	278	.3	2.2
KSCA-FM																				
SP '05	194	1702	.8	5.1	94	1031	.4	3.6	344	601	1.4	13.3	125	336	.5	2.9	74	160	.3	2.2
4-Book	147	1533	.6	3.8	87	983	.4	3.1	228	435	.9	8.8	120	362	.5	2.8	79	197	.3	2.3
KSPN-AM																				
SP '05	8	143	.2	4	80		.2	8	15		.3	13	32	.1	.3	5	30		.1	
4-Book	9	155	.3	2	48		.1	4	10		.2	5	16		.1	3	12		.1	
KSSE-FM																				
SP '05	154	1986	.6	4.1	102	1172	.4	3.9	78	235	.3	3.0	169	432	.7	4.0	143	421	.6	4.2
4-Book	143	1857	.6	3.7	96	1248	.4	3.5	97	283	.4	3.7	146	463	.6	3.4	120	371	.5	3.5
+KTLK-AM																				
SP '05	1	83																		
4-Book	2	51	.1	1	13											3	6		.1	
KTNO-AM																				
SP '05	12	102	.3	6	54		.2					8	25		.2	12	32		.4	
4-Book	9	104	.2	3	30		.1	2	3		.1	3	12		.1	5	11		.2	
KTWV-FM																				
SP '05	23	299	.1	.6	15	194	.1	.6	14	31	.1	.5	23	69	.1	.5	17	55	.1	.5
4-Book	26	450	.1	.7	17	256	.1	.6	15	52	.1	.6	22	64	.1	.5	26	62	.1	.8
KWIZ-FM																				
SP '05	24	371	.1	.6	16	154	.1	.6	20	56	.1	.8	27	83	.1	.6	16	56	.1	.5
4-Book	19	291	.1	.5	11	183		.4	11	43		.4	22	67	.1	.5	10	36	.1	.3
KWVE-FM																				
SP '05	6	168	.2	4	96		.2	21	81	.1	.8	5	28		.1	2	13		.1	
4-Book	8	161	.2	6	140		.2	12	48		.5	5	23		.1	5	15		.2	
KXOL-FM																				
SP '05	130	1584	.5	3.4	103	1234	.4	3.9	86	319	.4	3.3	169	512	.7	4.0	112	346	.5	3.3
4-Book	79	1035	.3	2.1	57	739	.2	2.1	46	151	.2	1.8	85	255	.4	2.0	67	201	.3	2.0
KYSR-FM																				
SP '05	66	1828	.3	1.7	53	897	.2	2.0	39	208	.2	1.5	82	321	.3	1.9	97	330	.4	2.9
4-Book	68	1774	.3	1.8	55	1072	.2	2.0	40	215	.2	1.6	81	373	.3	1.9	82	304	.4	2.4
KZLA-FM																				
SP '05	51	825	.2	1.3	24	462	.1	.9	17	146	.1	.7	35	202	.1	.8	36	161	.1	1.1
4-Book	41	689	.2	1.1	31	520	.1	1.1	27	127	.1	1.1	33	164	.1	.8	46	157	.2	1.4
XTRA-AM																				
SP '05	3	76	.1	2	28		.1	3	14		.1	2	14							
4-Book	4	69	.1	1	23			1	4			1	7			1	9			
KGGL-FM																				
SP '05	32	987	.1	.8	31	645	.1	1.2	20	103	.1	.8	51	194	.2	1.2	37	186	.2	1.1
4-Book	45	1235	.2	1.2	40	765	.2	1.4	35	168	.2	1.3	49	268	.2	1.2	55	223	.2	1.6
KOLA-FM																				
SP '05	6	88	.2		17															
4-Book	**	**	**	**	**	**	**	**	**	**	**	**	**	**	**	**	**	**	**	
TOTALS																				
SP '05	3794	22537	15.6		2639	18582	10.9		2595	7608	10.7		4242	11627	17.5		3375	9120	13.9	
4-Book	3855	22589	15.9		2784	19059	11.4		2600	7548	10.7		4243	11493	17.5		3444	9280	14.2	

** Station(s) not reported this survey.

* Listener estimates adjusted for reported broadcast schedule.

+ Station(s) changed call letters - see Page 13.

4-Book: Avg. of current and previous 3 surveys.
2-Book: Avg. of most recent 2 surveys.

Target Listener Estimates

Target Listener Estimates - Persons 12-24

Persons 12-24																			
Saturday 7PM-MID				Sunday 6AM-10AM				Sunday 10AM-3PM				Sunday 3PM-7PM				Sunday 7PM-MID			
AQH (00)	Cume (00)	AQH Rtg	AQH Shr	AQH (00)	Cume (00)	AQH Rtg	AQH Shr	AQH (00)	Cume (00)	AQH Rtg	AQH Shr	AQH (00)	Cume (00)	AQH Rtg	AQH Shr	AQH (00)	Cume (00)	AQH Rtg	AQH Shr
KABC-AM																			
SP '05				8	16	.5		3	16	.1		2	13	.1					
4-Book	1	8	.1	5	8	.3		4	20	.1		1	7	.1		1	5	.1	
KAZN-AM																			
SP '05				**	**	**	**	**	**	**	**	**	**	**	**	**	**	**	**
4-Book	**	**	**	**	**	**	**	**	**	**	**	**	**	**	**	**	**	**	**
KBIG-FM																			
SP '05	34	199	.1	12	48	.8		28	129	.1	1.0	18	57	.1	.7	21	76	.1	1.2
4-Book	27	115	.1	15	58	.1	.9	36	140	.2	1.2	29	107	.1	1.1	17	83	.1	.8
KBUA-FM																			
SP '05	8	30	.4	3	12	.2		18	78	.1	.6	3	27	.1		12	44	.7	
4-Book	17	52	.1	18	49	.1	1.1	29	90	.1	1.0	17	52	.1	.6	11	38	.5	
KBUE-FM																			
SP '05	117	380	.5	92	249	.4	6.2	135	380	.6	4.9	100	290	.4	4.0	57	178	.2	3.2
4-Book	112	367	.5	91	231	.4	5.4	155	410	.7	5.2	126	322	.5	4.6	60	193	.2	2.9
KCBS-FM																			
SP '05	23	168	.1	26	181	.1	1.8	45	242	.2	1.6	49	173	.2	2.0	14	118	.1	.8
4-Book	24	145	.1	18	106	.1	1.1	36	182	.2	1.2	40	176	.2	1.5	22	126	.1	1.1
+KDAY-FM																			
SP '05	53	227	.2	9	29	.6		52	194	.2	1.9	55	199	.2	2.2	16	112	.1	.9
4-Book	48	207	.2	21	78	.1	1.3	48	176	.2	1.7	45	153	.2	1.7	23	77	.1	1.1
KDLD-FM																			
SP '05	8	16	.4	3	14	.2		17	93	.1	.6	4	17	.2		15	81	.1	.8
4-Book	12	40	.5	1	7	.1		12	59	.1	.4	2	12	.1		7	35	.1	.4
KDLE-FM																			
SP '05	9	28	.4					2	16	.1		9	56	.4		13	28	.1	.7
4-Book	6	40	.3	3	10	.2		15	55	.5		13	56	.1	.5	7	32	.1	.4
KEBN-FM																			
SP '05	3	13	.1	6	29	.4		4	44	.1		16	57	.1	.6	12	15	.7	
4-Book	**	**	**	**	**	**	**	**	**	**	**	**	**	**	**	**	**	**	**
KFI -AM																			
SP '05				11	44	.7		2	26	.1		9	26	.4					
4-Book	5	22	.2	10	30	.6		7	31	.2		3	10	.1		11	29	.5	
KFSH-FM																			
SP '05	11	68	.5	14	85	.1	.9	10	63	.4		3	13	.1		1	13	.1	
4-Book	12	74	.5	28	157	.1	1.6	29	178	.1	1.0	10	60	.4		14	66	.1	.7
KFWB-AM																			
SP '05	5	18	.2	4	36	.3		10	56	.4		2	14	.1					
4-Book	4	15	.2	3	16	.2		8	38	.3		8	26	.3		1	3		
KHHT-FM																			
SP '05	124	439	.5	64	237	.3	4.3	82	309	.3	3.0	133	437	.5	5.3	265	537	1.1	15.0
4-Book	138	467	.6	57	206	.3	3.5	83	328	.3	2.8	139	461	.6	5.1	313	691	1.3	15.2
KHJ -AM																			
SP '05	4	18	.2					10	43	.4		17	27	.1	.7				
4-Book	3	9	.1	1	6	.1		7	31	.3		10	21	.4		1	12	.1	
KIIS-FM																			
SP '05	269	1347	1.1	177	760	.7	11.9	332	1602	1.4	11.9	256	1216	1.1	10.3	210	1004	.9	11.9
4-Book	296	1209	1.2	180	773	.7	10.9	355	1593	1.5	11.9	304	1158	1.3	11.3	216	948	.9	10.6
KVVS-FM																			
SP '05	9	39	.4	12	26	.8		11	64	.4		19	64	.1	.8	3	13	.2	
4-Book	17	47	.1	10	19	.7		19	62	.1	.6	19	44	.1	.7	8	29	.4	

** Station(s) not reported this survey.

* Listener estimates adjusted for reported broadcast schedule.

+ Station(s) changed call letters - see Page 13.

4-Book: Avg. of current and previous 3 surveys.
2-Book: Avg. of most recent 2 surveys.

Target Listener Estimates

Persons 12-24																			
Saturday 7PM-MID				Sunday 6AM-10AM				Sunday 10AM-3PM				Sunday 3PM-7PM				Sunday 7PM-MID			
AQH (00)	Cume (00)	AQH Rtg	AQH Shr	AQH (00)	Cume (00)	AQH Rtg	AQH Shr	AQH (00)	Cume (00)	AQH Rtg	AQH Shr	AQH (00)	Cume (00)	AQH Rtg	AQH Shr	AQH (00)	Cume (00)	AQH Rtg	AQH Shr
KJLH-FM																			
SP '05	8	52	.4	50	131	.2	3.4	99	249	.4	3.6	82	211	.3	3.3	8	53	.5	
4-Book	28	95	.1	62	145	.3	3.7	97	279	.4	3.3	70	176	.3	2.6	27	77	.1	1.3
KKBT-FM																			
SP '05	257	1000	1.1	150	451	.6	10.1	210	981	.9	7.6	201	874	.8	8.1	145	631	.6	8.2
4-Book	258	1064	1.1	162	607	.7	9.8	244	1095	1.0	8.1	242	915	1.0	8.9	160	721	.7	7.8
KKLA-FM																			
SP '05				3	14		.2	3	28		.1					1	15		.1
4-Book	3	18	.1	4	17		.2	3	19		.1	1	7		.1	3	23		.2
KLAC-AM																			
SP '05																			
4-Book	1	4		2	4		.1	2	7		.1	2	7		.1	3	7		.1
KLAX-FM																			
SP '05	92	323	.4	26	122	.1	1.8	115	348	.5	4.1	123	323	.5	4.9	55	195	.2	3.1
4-Book	51	195	.2	54	191	.2	3.2	93	314	.4	3.1	82	258	.3	3.1	44	164	.2	2.2
KLOS-FM																			
SP '05	40	122	.2	15	58	.1	1.0	33	101	.1	1.2	41	172	.2	1.6	19	93	.1	1.1
4-Book	33	150	.2	19	96	.1	1.2	34	166	.1	1.1	48	165	.2	1.7	23	118	.1	1.1
KLSX-FM																			
SP '05				14	43	.1	.9	14	78	.1	.5	17	61	.1	.7	9	14		.5
4-Book	2	13	.1	19	42	.1	1.1	12	61	.1	.4	10	43	.1	.4	6	21		.3
KLTX-AM																			
SP '05	8	40	.4	3	14		.2	8	45		.3	7	30		.3	3	16		.2
4-Book	10	49	.5	16	43	.1	1.0	16	53	.1	.5	4	21		.2	3	13		.2
KLVE-FM																			
SP '05	72	218	.3	100	215	.4	6.7	113	389	.5	4.1	82	207	.3	3.3	36	159	.1	2.0
4-Book	87	269	.4	95	247	.4	5.8	127	389	.5	4.3	94	251	.4	3.5	58	205	.2	2.8
KLYY-FM																			
SP '05	15	92	.1	16	42	.1	1.1	38	88	.2	1.4	48	73	.2	1.9	16	73	.1	.9
4-Book	22	91	.1	21	69	.1	1.3	47	150	.2	1.6	43	131	.2	1.6	17	69	.1	.8
KMXE-AM																			
SP '05	19	45	.1	10	15		.7	2	15		.1	13	31	.1	.5	21	45	.1	1.2
4-Book	**	**	**	**	**	**	**	**	**	**	**	**	**	**	**	**	**	**	**
KMZT-FM																			
SP '05	5	30	.2	4	30		.3	27	97	.1	1.0	12	28		.5	8	29		.5
4-Book	8	42	.3	5	32		.3	16	68	.1	.6	9	39		.4	7	29		.4
KNX -AM																			
SP '05	5	46	.2	1	16		.1		9			2	22		.1				
4-Book	2	17	.1	2	14		.1	1	8			4	24		.2	1	10		.1
KOST-FM																			
SP '05	71	280	.3	29	107	.1	2.0	38	133	.2	1.4	48	110	.2	1.9	40	147	.2	2.3
4-Book	47	185	.2	27	101	.1	1.6	49	185	.2	1.6	48	137	.2	1.8	36	162	.2	1.8
KPWR-FM																			
SP '05	417	1522	1.7	132	469	.5	8.9	370	1531	1.5	13.3	363	1167	1.5	14.6	253	921	1.0	14.3
4-Book	444	1656	1.8	194	749	.8	11.7	402	1584	1.7	13.4	391	1388	1.6	14.5	275	1061	1.1	13.5
KRCD-FM																			
SP '05	3	16	.1	4	29		.3	8	30		.3					3	14		.2
4-Book	23	73	.1	11	30		.6	17	57	.1	.6	11	24		.4	19	57	.1	.9
KRCV-FM																			
SP '05	8	31	.4	7	14		.5	3	14		.1					4	14		.2
4-Book	14	57	.1	9	26		.6	18	48	.1	.6	15	40	.1	.5	4	14		.2

** Station(s) not reported this survey.

* Listener estimates adjusted for reported broadcast schedule.

+ Station(s) changed call letters - see Page 13.

4-Book: Avg. of current and previous 3 surveys.
2-Book: Avg. of most recent 2 surveys.

Target Listener Estimates

Target Listener Estimates - Persons 12-24

Persons 12-24																			
Saturday 7PM-MID				Sunday 6AM-10AM				Sunday 10AM-3PM				Sunday 3PM-7PM				Sunday 7PM-MID			
AQH (00)	Cume (00)	AQH Rtg	AQH Shr	AQH (00)	Cume (00)	AQH Rtg	AQH Shr	AQH (00)	Cume (00)	AQH Rtg	AQH Shr	AQH (00)	Cume (00)	AQH Rtg	AQH Shr	AQH (00)	Cume (00)	AQH Rtg	AQH Shr
KRLA-AM																			
SP '05																			
4-Book																			
	5			3	16		.2									4			
				1	4		.1												
KROQ-FM																			
SP '05																			
4-Book																			
189	803	.8	8.4	83	354	.3	5.6	217	1017	.9	7.8	169	721	.7	6.8	172	810	.7	9.7
231	979	1.0	9.5	107	416	.4	6.5	256	991	1.1	8.5	227	857	1.0	8.3	211	880	.9	10.3
KRTH-FM																			
SP '05																			
4-Book																			
13	136	.1	.6	40	142	.2	2.7	43	223	.2	1.5	28	158	.1	1.1	53	193	.2	3.0
42	197	.2	1.7	33	147	.2	2.1	73	326	.3	2.4	51	205	.2	1.9	51	234	.2	2.5
KSCA-FM																			
SP '05																			
4-Book																			
25	116	.1	1.1	100	226	.4	6.7	60	233	.2	2.2	46	158	.2	1.8	13	74	.1	.7
40	150	.2	1.7	80	180	.3	4.9	71	225	.3	2.4	53	162	.2	1.9	38	132	.2	1.8
KSPN-AM																			
SP '05																			
4-Book																			
1	8							1	4			2	18		.1	2	8		.1
KSSE-FM																			
SP '05																			
4-Book																			
53	173	.2	2.3	60	166	.2	4.0	173	534	.7	6.2	102	268	.4	4.1	30	134	.1	1.7
55	204	.2	2.3	51	168	.2	3.1	129	406	.5	4.3	104	302	.4	3.9	62	240	.2	3.0
+KTLK-AM																			
SP '05																			
4-Book																			
	4			1	3		.1												
KTNQ-AM																			
SP '05																			
4-Book																			
				2	7		.1	13	33	.1	.5	14	32	.1	.6	5	11		.2
								5	12		.2	5	11		.2				
KTWV-FM																			
SP '05																			
4-Book																			
16	22	.1	.7					2	17		.1	24	67	.1	1.0	22	60	.1	1.2
15	50	.1	.6	5	19		.3	19	79	.1	.6	22	65	.1	.8	17	60	.1	.8
KWIZ-FM																			
SP '05																			
4-Book																			
11	42		.5	7	27		.5	30	58	.1	1.1	7	29		.3	6	28		.3
13	40	.1	.5	8	39		.5	15	55	.1	.5	6	24		.2	3	18		.2
KWVE-FM																			
SP '05																			
4-Book																			
5	17		.2	1	12		.1	3	28		.1	3	26		.1	1	12		.1
				8	31		.4	7	46		.2	4	32		.2	4	17		.2
KXOL-FM																			
SP '05																			
4-Book																			
89	365	.4	3.9	32	140	.1	2.2	129	424	.5	4.6	136	376	.6	5.5	62	300	.3	3.5
44	186	.2	1.9	33	126	.1	2.0	67	206	.3	2.3	66	179	.3	2.5	44	186	.2	2.2
KYSR-FM																			
SP '05																			
4-Book																			
48	208	.2	2.1	26	134	.1	1.8	34	232	.1	1.2	37	209	.2	1.5	56	242	.2	3.2
45	188	.2	1.9	30	131	.1	1.8	58	306	.3	1.9	60	265	.3	2.2	43	217	.2	2.2
KZLA-FM																			
SP '05																			
4-Book																			
21	64	.1	.9	15	86	.1	1.0	28	139	.1	1.0	30	102	.1	1.2	7	73		.4
30	91	.1	1.2	27	100	.1	1.6	34	145	.2	1.1	36	140	.2	1.3	16	76	.1	.8
XTRA-AM																			
SP '05																			
4-Book																			
3	14		.1													6	14		.3
1	4								4							2	4		.1
KGGI-FM																			
SP '05																			
4-Book																			
14	103	.1	.6	12	76		.8	44	206	.2	1.6	44	133	.2	1.8	21	94	.1	1.2
33	168	.2	1.3	20	81	.1	1.2	36	173	.1	1.2	37	157	.2	1.4	52	155	.2	2.5
KOLA-FM																			
SP '05																			
4-Book																			
**	**	**	**	**	**	**	**	**	**	**	**	**	**	**	**	**	**	**	**
TOTALS																			
SP '05																			
4-Book																			
2261	7335	9.3		1485	4653	6.1		2779	8460	11.4		2488	7044	10.2		1767	5662	7.3	
2436	7721	10.0		1652	5103	6.8		2999	8746	12.3		2703	7521	11.1		2048	6262	8.4	

** Station(s) not reported this survey. * Listener estimates adjusted for reported broadcast schedule. + Station(s) changed call letters - see Page 13. 4-Book: Avg. of current and previous 3 surveys. 2-Book: Avg. of most recent 2 surveys.

Target Listener Trends

Persons 18-34																				
Monday-Sunday 6AM-MID				Monday-Friday 6AM-10AM				Monday-Friday 10AM-3PM				Monday-Friday 3PM-7PM				Monday-Friday 7PM-MID				
AQH (00)	Cume (00)	AQH Rtg	AQH Shr	AQH (00)	Cume (00)	AQH Rtg	AQH Shr	AQH (00)	Cume (00)	AQH Rtg	AQH Shr	AQH (00)	Cume (00)	AQH Rtg	AQH Shr	AQH (00)	Cume (00)	AQH Rtg	AQH Shr	
KABC-AM																				
SP '05	10	312	.2	16	125	.2	15	171	.2	14	147	.2	5	51	.2	21	231	.1	.8	
WI '05	26	598	.1	.5	36	226	.1	.5	50	305	.2	.6	34	266	.1	.5	21	231	.1	.8
FA '04	24	510	.1	.4	13	155	.2	64	268	.2	.8	51	217	.2	.8	1	44			
SU '04	25	514	.1	.5	26	196	.1	.3	42	341	.1	.6	41	228	.1	.6	13	186		.4
4-Book	21	484	.1	.4	23	176	.1	.3	43	271	.1	.6	35	215	.1	.5	10	128		.4
SP '04	28	618	.1	.5	31	246	.1	.4	37	279	.1	.5	49	346	.1	.7	26	168	.1	.9
KAZN-AM																				
SP '05	3	63	.1	9	63	.1	4	19	.1	22	.1	22	.1	22	.1	22	.1	22	.1	22
WI '05	**	**	**	**	**	**	**	**	**	**	**	**	**	**	**	**	**	**	**	**
FA '04	**	**	**	**	**	**	**	**	**	**	**	**	**	**	**	**	**	**	**	**
SU '04	**	**	**	**	**	**	**	**	**	**	**	**	**	**	**	**	**	**	**	**
4-Book	**	**	**	**	**	**	**	**	**	**	**	**	**	**	**	**	**	**	**	**
SP '04	**	**	**	**	**	**	**	**	**	**	**	**	**	**	**	**	**	**	**	**
KBIG-FM																				
SP '05	105	2709	.3	1.9	102	970	.3	1.3	208	1180	.6	2.7	163	1341	.5	2.4	41	770	.1	1.5
WI '05	111	2991	.3	2.0	102	1155	.3	1.3	177	1234	.5	2.3	168	1406	.5	2.5	71	811	.2	2.6
FA '04	106	2826	.3	2.0	112	1182	.3	1.4	197	1309	.6	2.6	122	1331	.4	1.9	55	729	.2	1.9
SU '04	153	3293	.5	2.8	183	1272	.6	2.4	307	1555	.9	4.0	204	1628	.6	3.1	41	704	.1	1.3
4-Book	119	2955	.4	2.2	125	1145	.4	1.6	222	1320	.7	2.9	164	1427	.5	2.5	52	754	.2	1.8
SP '04	138	3339	.4	2.5	143	1273	.4	1.8	286	1710	.9	3.8	184	1581	.6	2.8	53	897	.2	1.8
KBUA-FM																				
SP '05	67	665	.2	1.2	126	454	.4	1.6	106	493	.3	1.4	52	362	.2	.8	24	158	.1	.9
WI '05	63	717	.2	1.2	115	514	.4	1.5	103	505	.3	1.3	60	388	.2	.9	22	242	.1	.8
FA '04	38	464	.1	.7	64	256	.2	.8	71	272	.2	.9	33	219	.1	.5	8	92		.3
SU '04	50	584	.2	.9	77	372	.2	1.0	72	389	.2	.9	49	321	.1	.7	15	147		.5
4-Book	55	608	.2	1.0	96	399	.3	1.2	88	415	.3	1.1	49	323	.2	.7	17	160	.1	.6
SP '04	45	593	.1	.8	70	321	.2	.9	67	283	.2	.9	38	295	.1	.6	15	107		.5
KBUE-FM																				
SP '05	222	3208	.7	4.1	299	1606	.9	3.8	436	2021	1.3	5.7	231	1563	.7	3.4	78	897	.2	2.8
WI '05	255	3622	.8	4.7	328	1795	1.0	4.2	475	2454	1.4	6.1	248	1809	.8	3.7	101	942	.3	3.7
FA '04	264	3462	.8	4.9	342	1740	1.0	4.4	444	2077	1.4	5.8	273	1592	.8	4.2	118	912	.4	4.1
SU '04	257	3097	.8	4.7	310	1404	.9	4.1	365	1808	1.1	4.8	308	1697	.9	4.7	134	913	.4	4.3
4-Book	250	3347	.8	4.6	320	1636	1.0	4.1	430	2090	1.3	5.6	265	1665	.8	4.0	108	916	.3	3.7
SP '04	238	3321	.7	4.4	329	1602	1.0	4.1	305	1820	.9	4.0	280	1835	.9	4.3	126	1208	.4	4.4
KCBS-FM																				
SP '05	144	3381	.4	2.6	172	1549	.5	2.2	222	1746	.7	2.9	186	1951	.6	2.7	51	1100	.2	1.9
WI '05	56	2223	.2	1.0	50	795	.2	.6	94	1153	.3	1.2	78	1052	.2	1.2	30	577	.1	1.1
FA '04	86	2206	.3	1.6	82	782	.2	1.1	135	1033	.4	1.8	121	1119	.4	1.9	49	736	.1	1.7
SU '04	75	2751	.2	1.4	59	739	.2	.8	125	1280	.4	1.6	113	1408	.3	1.7	43	743	.1	1.4
4-Book	90	2640	.3	1.7	91	966	.3	1.2	144	1303	.5	1.9	125	1383	.4	1.9	43	789	.1	1.5
SP '04	84	2711	.3	1.5	109	1104	.3	1.4	106	1165	.3	1.4	117	1443	.4	1.8	54	825	.2	1.9
+KDAY-FM																				
SP '05	89	2664	.3	1.6	92	946	.3	1.2	102	1445	.3	1.3	137	1558	.4	2.0	55	809	.2	2.0
WI '05	103	2576	.3	1.9	97	1122	.3	1.2	159	1484	.5	2.1	136	1397	.4	2.0	64	811	.2	2.4
FA '04	106	2126	.3	2.0	104	869	.3	1.3	125	1070	.4	1.6	173	1388	.5	2.7	67	805	.2	2.3
SU '04	74	1353	.2	1.3	71	489	.2	.9	78	628	.2	1.0	96	736	.3	1.5	50	476	.2	1.6
4-Book	93	2180	.3	1.7	91	857	.3	1.2	116	1157	.4	1.5	136	1270	.4	2.1	59	725	.2	2.1
SP '04	59	944	.2	1.1	50	343	.2	.6	78	467	.2	1.0	83	442	.3	1.3	37	298	.1	1.3
KDLD-FM																				
SP '05	43	1082	.1	.8	62	505	.2	.8	78	593	.2	1.0	56	578	.2	.8	18	433	.1	.7
WI '05	34	829	.1	.6	25	329	.1	.3	51	476	.2	.7	60	551	.2	.9	16	301		.6
FA '04	32	754	.1	.6	25	264	.1	.3	49	328	.1	.6	37	409	.1	.6	26	249	.1	.9
SU '04	32	760	.1	.6	24	298	.1	.3	51	389	.2	.7	60	471	.2	.9	13	255		.4
4-Book	35	856	.1	.7	34	349	.1	.4	57	447	.2	.8	53	502	.2	.8	18	310	.1	.7
SP '04	31	778	.1	.6	22	276	.1	.3	53	415	.2	.7	47	436	.1	.7	22	312	.1	.8

** Station(s) not reported this survey.

* Listener estimates adjusted for reported broadcast schedule.

+ Station(s) changed call letters - see Page 13.

4-Book: Avg. of current and previous 3 surveys.
2-Book: Avg. of most recent 2 surveys.

Target Listener Trends

Target Listener Trends - Persons 18-34

Persons 18-34																				
Monday-Sunday 6AM-MID				Monday-Friday 6AM-10AM				Monday-Friday 10AM-3PM				Monday-Friday 3PM-7PM				Monday-Friday 7PM-MID				
AQH (00)	Cume (00)	AQH Rtg	AQH Shr	AQH (00)	Cume (00)	AQH Rtg	AQH Shr	AQH (00)	Cume (00)	AQH Rtg	AQH Shr	AQH (00)	Cume (00)	AQH Rtg	AQH Shr	AQH (00)	Cume (00)	AQH Rtg	AQH Shr	
KDLE-FM																				
SP '05	27	677	.1	.5	22	160	.1	.3	46	316	.1	.6	44	433	.1	.6	14	220	.1	.5
WI '05	44	684	.1	.8	44	306	.1	.6	84	375	.3	1.1	65	347	.2	1.0	20	188	.1	.7
FA '04	33	824	.1	.6	30	403	.1	.4	46	361	.1	.6	53	475	.2	.8	18	327	.1	.6
SU '04	22	727	.1	.4	15	228	.2	.2	27	319	.1	.4	30	403	.1	.5	20	204	.1	.6
4-Book	32	728	.1	.6	28	274	.1	.4	51	343	.2	.7	48	415	.2	.7	18	235	.1	.6
SP '04	42	1010	.1	.8	55	475	.2	.7	81	574	.2	1.1	52	566	.2	.8	17	300	.1	.6
KEBN-FM																				
SP '05	45	583	.1	.8	87	352	.3	1.1	94	329	.3	1.2	32	239	.1	.5	14	151	.1	.5
WI '05	**	**	**	**	**	**	**	**	**	**	**	**	**	**	**	**	**	**	**	**
FA '04	**	**	**	**	**	**	**	**	**	**	**	**	**	**	**	**	**	**	**	**
SU '04	**	**	**	**	**	**	**	**	**	**	**	**	**	**	**	**	**	**	**	**
4-Book	**	**	**	**	**	**	**	**	**	**	**	**	**	**	**	**	**	**	**	**
SP '04	**	**	**	**	**	**	**	**	**	**	**	**	**	**	**	**	**	**	**	**
KFI -AM																				
SP '05	39	831	.1	.7	53	424	.2	.7	49	442	.1	.6	76	511	.2	1.1	14	214	.1	.5
WI '05	60	1292	.2	1.1	96	554	.3	1.2	81	659	.2	1.0	99	574	.3	1.5	34	239	.1	1.3
FA '04	70	1226	.2	1.3	99	551	.3	1.3	110	563	.3	1.4	146	723	.4	2.3	27	340	.1	.9
SU '04	80	1334	.2	1.5	104	633	.3	1.4	99	617	.3	1.3	151	755	.5	2.3	39	343	.1	1.3
4-Book	62	1171	.2	1.2	88	541	.3	1.2	85	570	.2	1.1	118	641	.4	1.8	29	284	.1	1.0
SP '04	65	1457	.2	1.2	73	688	.2	.9	70	541	.2	.9	102	675	.3	1.6	63	501	.2	2.2
KFSH-FM																				
SP '05	27	754	.1	.5	38	384	.1	.5	26	267	.1	.3	33	407	.1	.5	15	294	.1	.5
WI '05	42	838	.1	.8	68	395	.2	.9	63	407	.2	.8	52	517	.2	.8	21	310	.1	.8
FA '04	33	906	.1	.6	34	451	.1	.4	37	357	.1	.5	46	445	.1	.7	19	303	.1	.7
SU '04	55	945	.2	1.0	79	479	.2	1.0	81	483	.2	1.1	58	524	.2	.9	17	384	.1	.6
4-Book	39	861	.1	.7	55	427	.2	.7	52	379	.2	.7	47	473	.2	.7	18	323	.1	.7
SP '04	41	927	.1	.7	39	461	.1	.5	74	519	.2	1.0	47	482	.1	.7	17	331	.1	.6
KFVB-AM																				
SP '05	32	1026	.1	.6	59	539	.2	.8	28	301	.1	.4	47	495	.1	.7	27	294	.1	1.0
WI '05	18	931	.1	.3	49	523	.1	.6	12	179	.2	.2	24	384	.1	.4	12	172	.1	.4
FA '04	25	1152	.1	.5	54	654	.2	.7	12	343	.2	.2	40	543	.1	.6	17	231	.1	.6
SU '04	26	1123	.1	.5	29	332	.1	.4	25	331	.1	.3	38	530	.1	.6	30	390	.1	1.0
4-Book	25	1058	.1	.5	48	512	.2	.6	19	289	.1	.3	37	488	.1	.6	22	272	.1	.8
SP '04	16	920	.1	.3	43	513	.1	.5	5	157	.1	.1	18	365	.1	.3	12	218	.1	.4
KHHT-FM																				
SP '05	221	4160	.7	4.1	222	1647	.7	2.8	287	2020	.9	3.7	251	2057	.8	3.7	174	1657	.5	6.4
WI '05	174	4237	.5	3.2	179	1749	.5	2.3	215	1763	.7	2.8	188	1845	.6	2.8	134	1488	.4	4.9
FA '04	154	3576	.5	2.8	136	1265	.4	1.7	192	1509	.6	2.5	171	1664	.5	2.6	166	1323	.5	5.8
SU '04	204	3952	.6	3.7	198	1535	.6	2.6	271	1769	.8	3.6	234	1960	.7	3.6	160	1668	.5	5.2
4-Book	188	3981	.6	3.5	184	1549	.6	2.4	241	1765	.8	3.2	211	1882	.7	3.2	159	1534	.5	5.6
SP '04	202	4418	.6	3.7	203	1764	.6	2.5	263	2038	.8	3.5	216	2171	.7	3.3	178	1759	.5	6.2
KHJ -AM																				
SP '05	17	569	.1	.3	20	131	.1	.3	25	309	.1	.3	21	175	.1	.3	8	126	.1	.3
WI '05	30	597	.1	.5	50	274	.2	.6	47	339	.1	.6	32	187	.1	.5	14	120	.1	.5
FA '04	19	560	.1	.3	21	164	.1	.3	32	285	.1	.4	25	242	.1	.4	9	68	.1	.3
SU '04	13	382	.1	.2	16	116	.2	.2	17	167	.1	.2	21	178	.1	.3	6	68	.1	.2
4-Book	20	527	.1	.3	27	171	.1	.4	30	275	.1	.4	25	196	.1	.4	9	96	.1	.3
SP '04	29	675	.1	.5	54	244	.2	.7	43	359	.1	.6	29	200	.1	.4	9	98	.1	.3
KIIS-FM																				
SP '05	308	8126	.9	5.6	421	3760	1.3	5.4	397	3976	1.2	5.2	402	4477	1.2	5.9	179	2594	.5	6.5
WI '05	338	8436	1.0	6.2	444	4153	1.4	5.7	444	4147	1.4	5.7	434	4346	1.3	6.5	183	2528	.6	6.7
FA '04	304	7844	.9	5.6	356	3682	1.1	4.6	364	3976	1.1	4.8	421	4178	1.3	6.5	201	2518	.6	7.0
SU '04	297	7906	.9	5.4	341	3292	1.0	4.5	402	3973	1.2	5.3	370	4179	1.1	5.6	188	2577	.6	6.1
4-Book	312	8078	.9	5.7	391	3722	1.2	5.1	402	4018	1.2	5.3	407	4295	1.2	6.1	188	2554	.6	6.6
SP '04	232	7196	.7	4.2	309	3271	.9	3.9	310	3493	.9	4.1	320	3714	1.0	4.9	114	2053	.3	4.0

** Station(s) not reported this survey.

* Listener estimates adjusted for reported broadcast schedule.

+ Station(s) changed call letters - see Page 13.

4-Book: Avg. of current and previous 3 surveys.
2-Book: Avg. of most recent 2 surveys.

Target Listener Trends

	Persons 18-34																			
	Monday-Sunday 6AM-MID				Monday-Friday 6AM-10AM				Monday-Friday 10AM-3PM				Monday-Friday 3PM-7PM				Monday-Friday 7PM-MID			
	AQH (00)	Cume (00)	AQH Rtg	AQH Shr	AQH (00)	Cume (00)	AQH Rtg	AQH Shr	AQH (00)	Cume (00)	AQH Rtg	AQH Shr	AQH (00)	Cume (00)	AQH Rtg	AQH Shr	AQH (00)	Cume (00)	AQH Rtg	AQH Shr
KVVS-FM																				
SP '05	8	192	.1	.1	9	70	.1	.1	4	78	.1	.1	16	83	.2	.2	5	70	.2	.2
WI '05	25	256	.1	.5	44	162	.1	.6	25	161	.1	.3	28	209	.1	.4	15	56	.6	.6
FA '04	5	135	.1	.1	9	92	.1	.1	6	58	.1	.1	5	71	.1	.1	3	44	.1	.1
SU '04	7	153	.1	.1	6	80	.1	.1	6	99	.1	.1	8	61	.1	.1	12	74	.4	.4
4-Book	11	184	.2	.2	17	101	.2	.2	10	99	.2	.2	14	106	.2	.2	9	61	.3	.3
SP '04	18	234	.1	.3	30	113	.1	.4	26	162	.1	.3	32	193	.1	.5	3	59	.1	.1
KJLH-FM																				
SP '05	66	1261	.2	1.2	51	401	.2	.7	79	524	.2	1.0	73	450	.2	1.1	40	379	.1	1.5
WI '05	58	1426	.2	1.1	57	497	.2	.7	70	535	.2	.9	68	548	.2	1.0	29	301	.1	1.1
FA '04	70	1451	.2	1.3	77	558	.2	1.0	75	493	.2	1.0	69	678	.2	1.1	62	572	.2	2.2
SU '04	67	1155	.2	1.2	83	599	.3	1.1	64	603	.2	.8	71	551	.2	1.1	55	495	.2	1.8
4-Book	65	1323	.2	1.2	67	514	.2	.9	72	539	.2	.9	70	557	.2	1.1	47	437	.2	1.7
SP '04	64	1199	.2	1.2	64	409	.2	.8	64	520	.2	.8	67	654	.2	1.0	51	421	.2	1.8
KKBT-FM																				
SP '05	247	5658	.8	4.5	321	2495	1.0	4.1	283	2908	.9	3.7	306	3207	.9	4.5	184	1881	.6	6.7
WI '05	218	6123	.7	4.0	324	2635	1.0	4.1	236	2932	.7	3.0	267	3365	.8	4.0	131	1959	.4	4.8
FA '04	218	5578	.7	4.0	325	2626	1.0	4.2	233	2670	.7	3.1	296	3112	.9	4.6	132	1902	.4	4.6
SU '04	267	6325	.8	4.9	368	2918	1.1	4.8	319	3135	1.0	4.2	339	3485	1.0	5.2	198	2238	.6	6.4
4-Book	238	5921	.8	4.4	335	2669	1.0	4.3	268	2911	.8	3.5	302	3292	.9	4.6	161	1995	.5	5.6
SP '04	231	6158	.7	4.2	354	2671	1.1	4.4	269	3089	.8	3.5	276	3025	.8	4.2	122	1954	.4	4.2
KKLA-FM																				
SP '05	8	234	.1	.1	9	155	.1	.1	8	115	.1	.1	20	127	.1	.3	6	76	.2	.2
WI '05	9	328	.2	.2	19	166	.1	.2	11	166	.1	.1	11	101	.2	.2	5	53	.2	.2
FA '04	8	311	.1	.1	10	115	.1	.1	6	85	.1	.1	14	152	.2	.2	7	96	.2	.2
SU '04	15	278	.3	.3	23	142	.1	.3	13	102	.2	.2	34	159	.1	.5	12	42	.4	.4
4-Book	10	288	.2	.2	15	145	.1	.2	10	117	.1	.1	20	135	.1	.3	8	67	.3	.3
SP '04	8	305	.1	.1	19	174	.1	.2	12	143	.2	.2	4	72	.1	.1	4	70	.1	.1
KLAC-AM																				
SP '05	14	416	.3	.3	23	141	.1	.3	8	124	.1	.1	29	200	.1	.4	10	158	.4	.4
WI '05	38	535	.1	.7	34	262	.1	.4	89	285	.3	1.1	51	296	.2	.8	21	204	.1	.8
FA '04	8	429	.1	.1	9	84	.1	.1	4	115	.1	.1	8	96	.1	.1	12	150	.4	.4
SU '04	8	277	.1	.1	36	36	.1	.1	15	109	.2	.2	12	135	.2	.2	6	96	.2	.2
4-Book	17	414	.3	.3	17	131	.1	.2	29	158	.1	.4	25	182	.1	.4	12	152	.5	.5
SP '04	16	748	.3	.3	10	85	.1	.1	11	96	.1	.1	21	322	.1	.3	27	340	.1	.9
KLAX-FM																				
SP '05	288	3890	.9	5.3	546	2120	1.7	7.0	385	2245	1.2	5.0	254	1574	.8	3.7	90	936	.3	3.3
WI '05	213	3693	.6	3.9	424	1877	1.3	5.4	282	1863	.9	3.6	177	1535	.5	2.6	73	817	.2	2.7
FA '04	277	3996	.8	5.1	564	2219	1.7	7.3	423	2621	1.3	5.5	195	1639	.6	3.0	75	729	.2	2.6
SU '04	318	3968	1.0	5.8	697	2508	2.1	9.2	412	2408	1.3	5.4	280	1885	.9	4.3	94	948	.3	3.1
4-Book	274	3887	.8	5.0	558	2181	1.7	7.2	376	2284	1.2	4.9	227	1658	.7	3.4	83	858	.3	2.9
SP '04	321	4258	1.0	5.9	653	2533	2.0	8.2	425	2553	1.3	5.6	301	1940	.9	4.6	78	836	.2	2.7
KLOS-FM																				
SP '05	70	2315	.2	1.3	101	908	.3	1.3	108	824	.3	1.4	97	1035	.3	1.4	34	512	.1	1.2
WI '05	71	2257	.2	1.3	140	1040	.4	1.8	85	958	.3	1.1	84	960	.3	1.3	31	536	.1	1.1
FA '04	72	2000	.2	1.3	93	686	.3	1.2	102	898	.3	1.3	108	1063	.3	1.7	26	510	.1	.9
SU '04	91	2927	.3	1.7	120	1048	.4	1.6	114	1252	.3	1.5	118	1572	.4	1.8	53	712	.2	1.7
4-Book	76	2375	.2	1.4	114	921	.4	1.5	102	983	.3	1.3	102	1158	.3	1.6	36	568	.1	1.2
SP '04	106	2902	.3	1.9	141	1100	.4	1.8	175	1287	.5	2.3	138	1368	.4	2.1	49	701	.1	1.7
KLSX-FM																				
SP '05	139	2055	.4	2.5	331	1376	1.0	4.2	264	1118	.8	3.4	150	890	.5	2.2	23	373	.1	.8
WI '05	165	2696	.5	3.0	416	1834	1.3	5.3	197	1251	.6	2.5	256	1329	.8	3.8	49	550	.1	1.8
FA '04	204	2456	.6	3.8	512	1591	1.6	6.6	334	1392	1.0	4.4	256	1267	.8	4.0	24	367	.1	.8
SU '04	179	2543	.5	3.3	499	1691	1.5	6.6	253	1202	.8	3.3	227	1358	.7	3.5	27	403	.1	.9
4-Book	172	2438	.5	3.2	440	1623	1.4	5.7	262	1241	.8	3.4	222	1211	.7	3.4	31	423	.1	1.1
SP '04	216	2910	.7	4.0	533	1766	1.6	6.7	329	1424	1.0	4.3	330	1676	1.0	5.0	42	574	.1	1.5

** Station(s) not reported this survey.

* Listener estimates adjusted for reported broadcast schedule.

+ Station(s) changed call letters - see Page 13.

4-Book: Avg. of current and previous 3 surveys.
2-Book: Avg. of most recent 2 surveys.

Target Listener Trends

Target Listener Trends - Persons 18-34

Persons 18-34																				
Monday-Sunday 6AM-MID				Monday-Friday 6AM-10AM				Monday-Friday 10AM-3PM				Monday-Friday 3PM-7PM				Monday-Friday 7PM-MID				
AQH (00)	Cume (00)	AQH Rtg	AQH Shr	AQH (00)	Cume (00)	AQH Rtg	AQH Shr	AQH (00)	Cume (00)	AQH Rtg	AQH Shr	AQH (00)	Cume (00)	AQH Rtg	AQH Shr	AQH (00)	Cume (00)	AQH Rtg	AQH Shr	
KLTX-AM																				
SP '05	27	256	.1	.5	47	186	.1	.6	44	166	.1	.6	21	113	.1	.3	10	125	.4	.4
WI '05	28	463	.1	.5	45	204	.1	.6	38	176	.1	.5	26	178	.1	.4	14	131	.5	.5
FA '04	38	355	.1	.7	53	210	.2	.7	78	242	.2	1.0	35	184	.1	.5	14	164	.5	.5
SU '04	55	237	.2	1.0	79	198	.2	1.0	91	194	.3	1.2	59	168	.2	.9	23	59	.1	.7
4-Book	37	328	.1	.7	56	200	.2	.7	63	195	.2	.8	35	161	.1	.5	15	120	.5	.5
SP '04	45	365	.1	.8	76	277	.2	1.0	66	294	.2	.9	40	222	.1	.6	17	208	.1	.6
KLVE-FM																				
SP '05	282	4358	.9	5.2	363	1955	1.1	4.6	409	2184	1.2	5.3	304	2163	.9	4.5	171	1407	.5	6.2
WI '05	256	4974	.8	4.7	269	2045	.8	3.4	396	2672	1.2	5.1	322	2221	1.0	4.8	137	1567	.4	5.0
FA '04	275	4914	.8	5.1	311	2278	.9	4.0	412	2557	1.3	5.4	279	2115	.8	4.3	159	1487	.5	5.5
SU '04	254	4379	.8	4.6	288	1749	.9	3.8	402	2415	1.2	5.3	269	1942	.8	4.1	155	1421	.5	5.0
4-Book	267	4656	.8	4.9	308	2007	.9	4.0	405	2457	1.2	5.3	294	2110	.9	4.4	156	1471	.5	6.4
SP '04	232	3939	.7	4.2	269	1645	.8	3.4	313	2118	1.0	4.1	222	1822	.7	3.4	187	1407	.6	6.5
KLYY-FM																				
SP '05	147	2345	.4	2.7	158	844	.5	2.0	268	1395	.8	3.5	244	1113	.7	3.6	28	354	.1	1.0
WI '05	173	2547	.5	3.2	161	990	.5	2.1	295	1486	.9	3.8	223	1245	.7	3.3	85	706	.3	3.1
FA '04	128	2298	.4	2.4	115	898	.4	1.5	220	1375	.7	2.9	175	1198	.5	2.7	50	650	.2	1.7
SU '04	119	1894	.4	2.2	123	864	.4	1.6	212	1100	.6	2.8	140	933	.4	2.1	50	499	.2	1.6
4-Book	142	2271	.4	2.6	139	899	.5	1.8	249	1339	.8	3.3	196	1122	.6	2.9	53	552	.2	1.9
SP '04	131	2062	.4	2.4	93	683	.3	1.2	242	1187	.7	3.2	146	906	.4	2.2	66	591	.2	2.3
KMXE-AM																				
SP '05	25	293	.1	.5	5	52	.1	.1	66	196	.2	.9	38	225	.1	.6	15	30	.5	.5
WI '05	12	240	.1	.2	11	69	.1	.1	29	129	.1	.4	21	114	.1	.3	2	43	.1	.1
FA '04	**	**	**	**	**	**	**	**	**	**	**	**	**	**	**	**	**	**	**	**
SU '04	10	220	.1	.2	5	60	.1	.1	11	65	.1	.1	20	121	.1	.3	12	68	.4	.4
4-Book	**	**	**	**	**	**	**	**	**	**	**	**	**	**	**	**	**	**	**	**
SP '04	32	275	.1	.6	30	69	.1	.4	48	171	.1	.6	63	227	.2	1.0	19	112	.1	.7
KMZT-FM																				
SP '05	28	809	.1	.5	31	275	.1	.4	37	287	.1	.5	41	329	.1	.6	10	189	.4	.4
WI '05	29	760	.1	.5	25	263	.1	.3	46	291	.1	.6	39	294	.1	.6	21	256	.1	.8
FA '04	32	927	.1	.6	32	285	.1	.4	51	401	.2	.7	40	382	.1	.6	24	309	.1	.8
SU '04	23	927	.1	.4	24	223	.1	.3	32	387	.1	.4	24	442	.1	.4	23	290	.1	.7
4-Book	28	856	.1	.5	28	262	.1	.4	42	342	.1	.6	36	362	.1	.6	20	261	.1	.7
SP '04	27	796	.1	.5	21	217	.1	.3	37	373	.1	.5	37	415	.1	.6	15	201	.5	.5
KNX -AM																				
SP '05	21	804	.1	.4	36	364	.1	.5	21	325	.1	.3	35	446	.1	.5	12	275	.4	.4
WI '05	29	920	.1	.5	61	555	.2	.8	27	341	.1	.3	43	392	.1	.6	19	250	.1	.7
FA '04	17	928	.1	.3	36	495	.1	.5	18	376	.1	.2	22	393	.1	.3	4	83	.1	.1
SU '04	12	795	.1	.2	28	386	.1	.4	7	240	.1	.1	23	386	.1	.4	5	176	.2	.2
4-Book	20	862	.1	.4	40	450	.1	.6	18	321	.1	.2	31	404	.1	.5	10	196	.4	.4
SP '04	28	1184	.1	.5	81	768	.2	1.0	20	285	.1	.3	26	441	.1	.4	12	268	.4	.4
KOST-FM																				
SP '05	145	3160	.4	2.7	154	1164	.5	2.0	249	1322	.8	3.2	205	1491	.6	3.0	74	840	.2	2.7
WI '05	151	3728	.5	2.8	140	1289	.4	1.8	237	1527	.7	3.1	217	1690	.7	3.2	99	1061	.3	3.6
FA '04	162	3278	.5	3.0	170	1317	.5	2.2	300	1501	.9	3.9	213	1432	.6	3.3	84	1240	.3	2.9
SU '04	128	3070	.4	2.3	128	1115	.4	1.7	210	1298	.6	2.8	158	1339	.5	2.4	86	1201	.3	2.8
4-Book	147	3309	.5	2.7	148	1221	.5	1.9	249	1412	.8	3.3	198	1501	.6	3.0	86	1086	.3	3.0
SP '04	199	3339	.6	3.6	209	1409	.6	2.6	365	1552	1.1	4.8	266	1598	.8	4.0	94	1259	.3	3.3
KPWR-FM																				
SP '05	379	8490	1.2	6.9	560	4438	1.7	7.2	420	4426	1.3	5.5	534	4705	1.6	7.9	194	2540	.6	7.1
WI '05	412	9531	1.3	7.5	557	4509	1.7	7.1	488	4925	1.5	6.3	580	5640	1.8	8.7	211	3236	.6	7.8
FA '04	471	9071	1.4	8.7	682	4211	2.1	8.8	555	4645	1.7	7.3	644	5322	2.0	10.0	278	3488	.8	9.7
SU '04	453	9148	1.4	8.2	605	4432	1.8	8.0	544	4857	1.7	7.1	547	5067	1.7	8.3	315	3616	1.0	10.2
4-Book	429	9060	1.3	7.8	601	4398	1.8	7.8	502	4713	1.6	6.6	576	5184	1.8	8.7	250	3220	.8	8.7
SP '04	476	9567	1.5	8.7	681	5206	2.1	8.5	598	5358	1.8	7.9	640	5694	2.0	9.7	245	3270	.7	8.5

** Station(s) not reported this survey.

* Listener estimates adjusted for reported broadcast schedule.

+ Station(s) changed call letters - see Page 13.

4-Book: Avg. of current and previous 3 surveys.
2-Book: Avg. of most recent 2 surveys.

Target Listener Trends

Persons 18-34																				
Monday-Sunday 6AM-MID				Monday-Friday 6AM-10AM				Monday-Friday 10AM-3PM				Monday-Friday 3PM-7PM				Monday-Friday 7PM-MID				
AQH (00)	Cume (00)	AQH Rtg	AQH Shr	AQH (00)	Cume (00)	AQH Rtg	AQH Shr	AQH (00)	Cume (00)	AQH Rtg	AQH Shr	AQH (00)	Cume (00)	AQH Rtg	AQH Shr	AQH (00)	Cume (00)	AQH Rtg	AQH Shr	
KRCD-FM																				
SP '05	69	1431	.2	1.3	67	430	.2	.9	77	597	.2	1.0	82	683	.2	1.2	74	525	.2	2.7
WI '05	57	1399	.2	1.0	66	517	.2	.8	78	598	.2	1.0	59	568	.2	.9	60	475	.2	2.2
FA '04	86	1452	.3	1.6	70	600	.2	.9	105	760	.3	1.4	92	608	.3	1.4	85	474	.3	3.0
SU '04	95	1201	.3	1.7	107	409	.3	1.4	137	604	.4	1.8	103	588	.3	1.6	79	540	.2	2.6
4-Book	77	1371	.3	1.4	78	489	.2	1.0	99	640	.3	1.3	84	612	.3	1.3	75	504	.2	2.6
SP '04	80	1367	.2	1.5	102	475	.3	1.3	126	709	.4	1.7	89	616	.3	1.4	48	394	.1	1.7
KRCV-FM																				
SP '05	45	904	.1	.8	49	313	.1	.6	67	548	.2	.9	61	431	.2	.9	36	272	.1	1.3
WI '05	65	1090	.2	1.2	117	555	.4	1.5	67	543	.2	.9	70	522	.2	1.0	39	336	.1	1.4
FA '04	59	922	.2	1.1	62	359	.2	.8	96	447	.3	1.3	59	449	.2	.9	22	258	.1	.8
SU '04	44	769	.1	.8	43	291	.1	.6	39	265	.1	.5	42	355	.1	.6	55	309	.2	1.8
4-Book	53	921	.2	1.0	68	380	.2	.9	67	451	.2	.9	58	439	.2	.9	38	299	.1	1.3
SP '04	43	593	.1	.8	36	295	.1	.5	48	295	.1	.6	58	229	.2	.9	34	249	.1	1.2
KRLA-AM																				
SP '05	5	171	.1	.1	7	81	.1	.1	10	90	.1	.1	9	89	.1	.1	2	16	.1	.1
WI '05	8	158	.1	.1	26	96	.1	.3	14	56	.2	.5	2	59	.1	.1	1	18	.1	.1
FA '04	14	295	.3	.3	26	181	.1	.3	38	134	.1	.5	13	128	.2	.2	1	53	.1	.5
SU '04	8	212	.1	.1	8	76	.1	.1	23	117	.1	.3	7	65	.1	.1	3	83	.1	.1
4-Book	9	209	.2	.2	17	109	.1	.2	21	99	.1	.3	8	85	.1	.1	2	43	.1	.1
SP '04	32	332	.1	.6	42	184	.1	.5	59	189	.2	.8	48	194	.1	.7	20	143	.1	.7
KROQ-FM																				
SP '05	365	7313	1.1	6.7	556	3805	1.7	7.1	454	3617	1.4	5.9	443	4015	1.3	6.5	228	2853	.7	8.3
WI '05	381	7505	1.2	7.0	642	4101	2.0	8.2	503	3831	1.5	6.5	459	4008	1.4	6.9	214	2503	.7	7.9
FA '04	364	7454	1.1	6.7	670	4038	2.0	8.6	412	3650	1.3	5.4	412	3841	1.3	6.4	237	2779	.7	8.3
SU '04	381	8140	1.2	6.9	577	4243	1.8	7.6	440	4181	1.3	5.8	479	4598	1.5	7.3	283	3213	.9	9.2
4-Book	373	7603	1.2	6.8	611	4047	1.9	7.9	452	3820	1.4	5.9	448	4116	1.4	6.8	241	2837	.8	8.4
SP '04	468	8270	1.4	8.6	750	4853	2.3	9.4	601	4381	1.8	7.9	510	4587	1.6	7.8	352	3390	1.1	12.3
KRTH-FM																				
SP '05	91	2828	.3	1.7	82	952	.2	1.0	142	1309	.4	1.8	121	1305	.4	1.8	68	810	.2	2.5
WI '05	104	2537	.3	1.9	114	928	.3	1.5	171	1178	.5	2.2	156	1243	.5	2.3	33	527	.1	1.2
FA '04	86	2579	.3	1.6	88	799	.3	1.1	121	1082	.4	1.6	101	1165	.3	1.6	54	705	.2	1.9
SU '04	83	2843	.3	1.5	80	941	.2	1.1	124	1213	.4	1.6	91	1209	.3	1.4	56	818	.2	1.8
4-Book	91	2697	.3	1.7	91	905	.2	1.2	140	1196	.4	1.8	117	1231	.4	1.8	53	715	.2	1.9
SP '04	85	2794	.3	1.6	92	1078	.3	1.2	115	1139	.4	1.5	103	1075	.3	1.6	61	791	.2	2.1
KSCA-FM																				
SP '05	368	4214	1.1	6.7	847	2873	2.6	10.8	462	2349	1.4	6.0	375	1698	1.1	5.5	81	832	.2	3.0
WI '05	292	3802	.9	5.3	670	2333	2.0	8.5	334	1979	1.0	4.3	271	1561	.8	4.0	75	696	.2	2.8
FA '04	259	3642	.8	4.8	650	2261	2.0	8.4	331	1989	1.0	4.3	174	1301	.5	2.7	62	648	.2	2.2
SU '04	228	2869	.7	4.1	516	1741	1.6	6.8	317	1802	1.0	4.2	125	1018	.4	1.9	60	723	.2	1.9
4-Book	287	3632	.9	5.2	671	2302	2.1	8.6	361	2030	1.1	4.7	236	1395	.7	3.5	70	725	.2	2.5
SP '04	136	2351	.4	2.5	319	1323	1.0	4.0	181	1300	.6	2.4	83	855	.3	1.3	34	452	.1	1.2
KSPN-AM																				
SP '05	24	613	.1	.4	22	188	.1	.3	30	164	.1	.4	23	263	.1	.3	23	188	.1	.8
WI '05	15	459	.1	.3	19	193	.1	.2	26	193	.1	.3	24	267	.1	.4	6	106	.1	.2
FA '04	27	807	.1	.5	31	350	.1	.4	43	299	.1	.6	36	476	.1	.6	13	248	.1	.5
SU '04	22	586	.1	.4	14	172	.1	.2	48	192	.1	.6	23	284	.1	.4	12	154	.1	.4
4-Book	22	616	.1	.4	22	226	.1	.3	37	212	.1	.5	27	323	.1	.4	14	174	.1	.5
SP '04	14	603	.1	.3	15	137	.1	.2	12	204	.1	.2	31	360	.1	.5	4	80	.1	.1
KSSE-FM																				
SP '05	249	4160	.8	4.6	441	2326	1.3	5.6	331	2205	1.0	4.3	263	2019	.8	3.9	97	807	.3	3.5
WI '05	241	3931	.7	4.4	435	2152	1.3	5.5	344	2212	1.0	4.4	263	1850	.8	3.9	74	1038	.2	2.7
FA '04	258	4012	.8	4.8	459	2148	1.4	5.9	369	2112	1.1	4.8	253	1977	.8	3.9	122	1214	.4	4.2
SU '04	259	3793	.8	4.7	432	2132	1.3	5.7	361	2157	1.1	4.7	287	1957	.9	4.4	93	1185	.3	3.0
4-Book	252	3974	.8	4.6	442	2190	1.3	5.7	351	2172	1.1	4.6	267	1951	.8	4.0	97	1061	.3	3.4
SP '04	240	3792	.7	4.4	480	2209	1.5	6.0	319	1989	1.0	4.2	228	1828	.7	3.5	112	1088	.3	3.9

** Station(s) not reported this survey.

* Listener estimates adjusted for reported broadcast schedule.

+ Station(s) changed call letters - see Page 13.

4-Book: Avg. of current and previous 3 surveys.
2-Book: Avg. of most recent 2 surveys.

Target Listener Trends

Persons 18-34

	Monday-Sunday 6AM-MID				Monday-Friday 6AM-10AM				Monday-Friday 10AM-3PM				Monday-Friday 3PM-7PM				Monday-Friday 7PM-MID			
	AQH (00)	Cume (00)	AQH Rtg	AQH Shr	AQH (00)	Cume (00)	AQH Rtg	AQH Shr	AQH (00)	Cume (00)	AQH Rtg	AQH Shr	AQH (00)	Cume (00)	AQH Rtg	AQH Shr	AQH (00)	Cume (00)	AQH Rtg	AQH Shr
+KTLK-AM																				
SP '05	6	266	.1	.1	7	116	.1	.1	7	105	.1	.1	8	104	.1	.1	5	101	.2	.2
WI '05	10	209	.2	.2	8	132	.1	.1	20	94	.1	.3	21	153	.1	.3	7	73	.3	.3
FA '04	21	448	.1	.4	13	109	.2	.2	52	269	.2	.7	22	225	.1	.3	6	89	.2	.2
SU '04	15	371	.3	.3	15	169	.2	.2	33	199	.1	.4	17	153	.1	.3	4	118	.1	.1
4-Book	13	324	.3	.3	11	132	.2	.2	28	167	.1	.4	17	159	.1	.3	6	95	.2	.2
SP '04	16	433	.3	.3	13	220	.2	.2	42	265	.1	.6	21	280	.1	.3	9	74	.3	.3
KTNQ-AM																				
SP '05	42	749	.1	.8	23	152	.1	.3	88	503	.3	1.1	83	361	.3	1.2	19	122	.1	.7
WI '05	25	524	.1	.5	17	126	.1	.2	57	345	.2	.7	57	213	.2	.9	3	63	.1	.1
FA '04	19	508	.1	.3	15	85	.2	.2	44	314	.1	.6	27	191	.1	.4	3	60	.1	.1
SU '04	25	457	.1	.5	34	129	.1	.4	35	182	.1	.5	46	199	.1	.7	11	87	.4	.4
4-Book	28	560	.1	.5	22	123	.1	.3	56	336	.2	.7	53	241	.2	.8	9	83	.3	.3
SP '04	**	**	**	**	**	**	**	**	**	**	**	**	**	**	**	**	**	**	**	**
KTVV-FM																				
SP '05	59	1283	.2	1.1	79	600	.2	1.0	102	585	.3	1.3	63	485	.2	.9	30	336	.1	1.1
WI '05	53	1289	.2	1.0	63	615	.2	.8	89	606	.3	1.1	51	545	.2	.8	41	413	.1	1.5
FA '04	62	1236	.2	1.1	54	439	.2	.7	110	609	.3	1.4	78	637	.2	1.2	43	392	.1	1.5
SU '04	76	1317	.2	1.4	78	682	.2	1.0	145	673	.4	1.9	106	678	.3	1.6	36	246	.1	1.2
4-Book	63	1281	.2	1.2	69	584	.2	.9	112	618	.3	1.4	75	586	.2	1.1	38	347	.1	1.3
SP '04	62	1289	.2	1.1	71	472	.2	.9	107	607	.3	1.4	72	619	.2	1.1	35	410	.1	1.2
KWIZ-FM																				
SP '05	53	845	.2	1.0	58	373	.2	.7	64	494	.2	.8	68	438	.2	1.0	35	278	.1	1.3
WI '05	52	1151	.2	1.0	79	390	.2	1.0	82	587	.2	1.1	53	526	.2	.8	16	167	.6	.6
FA '04	44	797	.1	.8	36	298	.1	.5	74	487	.2	1.0	63	422	.2	1.0	23	226	.1	.8
SU '04	69	997	.2	1.3	86	473	.3	1.1	114	545	.3	1.5	93	582	.3	1.4	16	202	.5	.5
4-Book	55	948	.2	1.0	65	384	.2	.8	84	528	.2	1.1	69	492	.2	1.1	23	218	.1	.8
SP '04	37	902	.1	.7	30	293	.1	.4	62	403	.2	.8	34	329	.1	.5	27	211	.1	.9
KWVE-FM																				
SP '05	13	378	.1	.2	22	156	.1	.3	9	112	.1	.1	18	139	.1	.3	7	73	.3	.3
WI '05	22	347	.1	.4	33	220	.1	.4	39	169	.1	.5	30	114	.1	.4	4	73	.1	.1
FA '04	19	631	.1	.3	24	256	.1	.3	12	225	.1	.2	18	251	.1	.3	26	211	.1	.9
SU '04	20	361	.1	.4	29	282	.1	.4	28	192	.1	.4	21	193	.1	.3	18	144	.1	.6
4-Book	19	429	.1	.3	27	229	.1	.4	22	175	.1	.3	22	174	.1	.3	14	125	.1	.5
SP '04	29	459	.1	.5	59	262	.2	.7	39	260	.1	.5	35	248	.1	.5	9	108	.3	.3
KXOL-FM																				
SP '05	173	2778	.5	3.2	152	1063	.5	1.9	249	1406	.8	3.2	256	1533	.8	3.8	112	936	.3	4.1
WI '05	156	2575	.5	2.9	173	1156	.5	2.2	267	1521	.8	3.4	183	1349	.6	2.7	58	683	.2	2.1
FA '04	121	2196	.4	2.2	125	919	.4	1.6	205	1390	.6	2.7	148	1064	.5	2.3	53	576	.2	1.8
SU '04	95	1743	.3	1.7	114	791	.3	1.5	145	934	.4	1.9	107	834	.3	1.6	46	584	.1	1.5
4-Book	136	2323	.4	2.5	141	982	.4	1.8	217	1313	.7	2.8	174	1195	.6	2.6	67	695	.2	2.4
SP '04	102	2152	.3	1.9	170	806	.5	2.1	122	960	.4	1.6	101	958	.3	1.5	38	575	.1	1.3
KYSR-FM																				
SP '05	108	3857	.3	2.0	186	1700	.6	2.4	131	1652	.4	1.7	142	1908	.4	2.1	59	1029	.2	2.2
WI '05	157	4540	.5	2.9	209	1970	.6	2.7	239	2021	.7	3.1	203	2162	.6	3.0	70	1230	.2	2.6
FA '04	133	3926	.4	2.4	260	1833	.8	3.3	168	1844	.5	2.2	150	1753	.5	2.3	60	892	.2	2.1
SU '04	160	4391	.5	2.9	185	1780	.6	2.4	261	2130	.8	3.4	216	2328	.7	3.3	66	1135	.2	2.1
4-Book	140	4179	.4	2.6	210	1821	.7	2.7	200	1912	.6	2.6	178	2038	.6	2.7	64	1072	.2	2.3
SP '04	155	4765	.5	2.8	259	1926	.8	3.2	216	2131	.7	2.8	211	2442	.6	3.2	50	1169	.2	1.7
KZLA-FM																				
SP '05	69	1590	.2	1.3	69	664	.2	.9	103	877	.3	1.3	115	942	.4	1.7	39	730	.1	1.4
WI '05	55	1636	.2	1.0	60	799	.2	.8	86	825	.3	1.1	82	992	.2	1.2	28	484	.1	1.0
FA '04	66	1348	.2	1.2	77	604	.2	1.0	118	764	.4	1.5	96	722	.3	1.5	26	358	.1	.9
SU '04	78	1534	.2	1.4	100	754	.3	1.3	94	805	.3	1.2	91	963	.3	1.4	45	439	.1	1.5
4-Book	67	1527	.2	1.2	77	705	.2	1.0	100	818	.3	1.3	96	905	.3	1.5	35	503	.1	1.2
SP '04	89	1705	.3	1.6	120	923	.4	1.5	114	827	.3	1.5	126	1114	.4	1.9	38	693	.1	1.3

Target Listener Trends - Persons 18-34

** Station(s) not reported this survey.

* Listener estimates adjusted for reported broadcast schedule.

+ Station(s) changed call letters - see Page 13.

4-Book: Avg. of current and previous 3 surveys.
2-Book: Avg. of most recent 2 surveys.

Target Listener Trends

Persons 18-34																			
Monday-Sunday 6AM-MID				Monday-Friday 6AM-10AM				Monday-Friday 10AM-3PM				Monday-Friday 3PM-7PM				Monday-Friday 7PM-MID			
AQH (00)	Cume (00)	AQH Rtg	AQH Shr	AQH (00)	Cume (00)	AQH Rtg	AQH Shr	AQH (00)	Cume (00)	AQH Rtg	AQH Shr	AQH (00)	Cume (00)	AQH Rtg	AQH Shr	AQH (00)	Cume (00)	AQH Rtg	AQH Shr
XTRA-AM																			
SP '05	4	216	.1	2	43			5	59	.1		5	146	.1		1	23		
WI '05	4	139	.1	7	43	.1		4	56	.1		5	37	.1		1	26		
FA '04	20	369	.1	25	160	.1	.3	47	230	.1	.6	30	201	.1	.5	2	20		.1
SU '04	8	337	.1	12	139	.1	.2	9	172	.1		14	118	.2		4	13		.1
4-Book	9	265	.2	12	96	.2		16	129	.2		14	126	.2		2	21		.1
SP '04	14	408	.3	11	112	.1		39	204	.1	.5	25	258	.1	.4		13		
KGGI-FM																			
SP '05	34	1169	.1	40	345	.1	.5	34	463	.1	.4	50	582	.2	.7	31	452	.1	1.1
WI '05	48	1618	.1	47	730	.1	.6	61	664	.2	.8	70	719	.2	1.0	34	524	.1	1.3
FA '04	23	1033	.1	31	398	.1	.4	28	457	.1	.4	24	450	.1	.4	18	237	.1	.6
SU '04	25	1375	.1	26	411	.1	.3	21	542	.1	.3	28	592	.1	.4	29	495	.1	.9
4-Book	33	1299	.1	36	471	.1	.5	36	532	.1	.5	43	586	.2	.6	28	427	.1	1.0
SP '04	33	1356	.1	28	411	.1	.4	38	539	.1	.5	43	606	.1	.7	19	294	.1	.7
KOLA-FM																			
SP '05	4	202	.1	4	62		.1	2	54			8	119	.1		2	47		.1
WI '05	**	**	**	**	**	**	**	**	**	**	**	**	**	**	**	**	**	**	**
FA '04	**	**	**	**	**	**	**	**	**	**	**	**	**	**	**	**	**	**	**
SU '04	**	**	**	**	**	**	**	**	**	**	**	**	**	**	**	**	**	**	**
4-Book	**	**	**	**	**	**	**	**	**	**	**	**	**	**	**	**	**	**	**
SP '04	**	**	**	**	**	**	**	**	**	**	**	**	**	**	**	**	**	**	**
TOTALS																			
SP '05	5454	31302	16.6	7821	27169	23.8		7690	24911	23.4		6786	26657	20.7		2738	18367	8.3	
WI '05	5459	31745	16.6	7845	27403	23.9		7740	25159	23.6		6693	26910	20.4		2714	17984	8.3	
FA '04	5430	31657	16.5	7777	26938	23.7		7629	25170	23.2		6472	26671	19.7		2872	18770	8.7	
SU '04	5497	31248	16.8	7603	26262	23.2		7612	25934	23.2		6556	26624	20.0		3081	19357	9.4	
4-Book	5460	31488	16.6	7762	26943	23.7		7668	25294	23.4		6627	26716	20.2		2851	18620	8.7	
SP '04	5468	31450	16.7	7976	27416	24.3		7604	25285	23.2		6579	26593	20.1		2873	18848	8.8	

** Station(s) not reported this survey.

* Listener estimates adjusted for reported broadcast schedule.

+ Station(s) changed call letters - see Page 13.

4-Book: Avg. of current and previous 3 surveys.
2-Book: Avg. of most recent 2 surveys.

Target Listener Estimates

Target Listener Estimates - Persons 18-34

		Persons 18-34																				
		Monday-Friday 6AM-7PM				Weekend 6AM-MID				Saturday 6AM-10AM				Saturday 10AM-3PM				Saturday 3PM-7PM				
		AQH (00)	Cume (00)	AQH Rtg	AQH Shr	AQH (00)	Cume (00)	AQH Rtg	AQH Shr	AQH (00)	Cume (00)	AQH Rtg	AQH Shr	AQH (00)	Cume (00)	AQH Rtg	AQH Shr	AQH (00)	Cume (00)	AQH Rtg	AQH Shr	
KABC-AM																						
	SP '05	15	272		.2	2	69		.1													
	4-Book	34	417	.1	.5	5	106		.2	5	16		.1	6	27		.1	6	20		.1	
KAZN-AM																						
	SP '05	4	63		.1	2	63		.1					8	40		.1					
	4-Book	**	**	**	**	**	**	**	**	**	**	**	**	**	**	**	**	**	**	**	**	
KBIG-FM																						
	SP '05	162	2117	.5	2.2	46	1061	.1	1.2	37	83	.1	.9	86	331	.3	1.3	76	323	.2	1.7	
	4-Book	175	2324	.6	2.4	65	1216	.2	1.7	55	166	.2	1.3	101	357	.3	1.6	88	320	.3	2.0	
KBUA-FM																						
	SP '05	95	638	.3	1.3	45	450	.1	1.2	98	264	.3	2.3	102	253	.3	1.5	47	102	.1	1.1	
	4-Book	78	562	.3	1.1	37	376	.1	1.0	66	158	.2	1.5	71	189	.2	1.1	35	107	.1	.8	
KBUE-FM																						
	SP '05	331	2824	1.0	4.4	125	1764	.4	3.3	171	425	.5	4.1	314	969	1.0	4.7	166	469	.5	3.8	
	4-Book	345	2946	1.1	4.7	175	1893	.5	4.6	216	564	.7	5.0	355	997	1.1	5.6	190	544	.6	4.3	
KCBS-FM																						
	SP '05	196	2913	.6	2.6	116	1731	.4	3.1	121	397	.4	2.9	270	856	.8	4.1	152	517	.5	3.5	
	4-Book	122	2170	.4	1.7	66	1180	.2	1.8	54	211	.2	1.3	146	508	.4	2.3	85	298	.3	1.9	
+KDAY-FM																						
	SP '05	110	2286	.3	1.5	75	1330	.2	2.0	47	228	.1	1.1	139	524	.4	2.1	90	329	.3	2.0	
	4-Book	115	1880	.4	1.6	77	1144	.2	2.0	62	240	.2	1.5	121	461	.4	1.9	100	332	.3	2.2	
KDLD-FM																						
	SP '05	66	928	.2	.9	20	401	.1	.5	25	69	.1	.6	25	130	.1	.4	47	174	.1	1.1	
	4-Book	49	717	.1	.7	22	418	.1	.6	22	74	.1	.5	29	148	.1	.5	42	160	.1	.9	
KDLE-FM																						
	SP '05	38	529	.1	.5	14	361		.4	3	34		.1	28	135	.1	.4	17	107	.1	.4	
	4-Book	43	610	.1	.6	20	359	.1	.5	15	56		.4	40	150	.1	.6	23	101	.1	.5	
KEBN-FM																						
	SP '05	73	524	.2	1.0	18	243	.1	.5	33	84	.1	.8	40	115	.1	.6	16	75		.4	
	4-Book	**	**	**	**	**	**	**	**	**	**	**	**	**	**	**	**	**	**	**	**	
KFI -AM																						
	SP '05	58	809	.2	.8	22	301	.1	.6	21	88	.1	.5	38	101	.1	.6	23	100	.1	.5	
	4-Book	96	1036	.3	1.3	25	374	.1	.7	44	106	.1	1.0	37	128	.1	.6	13	58		.3	
KFSH-FM																						
	SP '05	32	572	.1	.4	27	453	.1	.7	33	127	.1	.8	49	172	.1	.7	32	95	.1	.7	
	4-Book	52	689	.2	.7	32	498	.1	.8	29	118	.1	.7	50	186	.1	.8	38	121	.1	.9	
KFVB-AM																						
	SP '05	43	846	.1	.6	14	304		.4	18	101	.1	.4	27	112	.1	.4	8	31		.2	
	4-Book	34	904	.1	.5	13	328		.3	13	89	.1	.3	18	93	.1	.3	12	65		.3	
KHHT-FM																						
	SP '05	256	3289	.8	3.4	190	2266	.6	5.1	174	512	.5	4.2	279	803	.8	4.2	179	522	.5	4.1	
	4-Book	214	3053	.7	2.9	163	2061	.5	4.3	110	366	.3	2.6	175	637	.5	2.7	133	451	.4	3.0	
KHJ -AM																						
	SP '05	22	469	.1	.3	12	186		.3	21	40	.1	.5	48	133	.1	.7	9	29		.2	
	4-Book	28	427	.1	.4	14	216		.4	28	57	.1	.7	35	99	.1	.5	17	45	.1	.4	
KIIS-FM																						
	SP '05	406	7093	1.2	5.4	221	3998	.7	5.9	154	800	.5	3.7	401	1649	1.2	6.0	236	1010	.7	5.4	
	4-Book	400	6901	1.2	5.4	239	4210	.7	6.3	214	882	.7	5.0	388	1663	1.2	6.1	286	1142	.9	6.4	
KVVS-FM																						
	SP '05	9	161		.1	8	93		.2	9	12		.2	19	52	.1	.3	21	54	.1	.5	
	4-Book	13	165		.2	9	98		.2	12	35		.3	15	41	.1	.3	11	30		.3	

** Station(s) not reported this survey. * Listener estimates adjusted for reported broadcast schedule. + Station(s) changed call letters - see Page 13. 4-Book: Avg. of current and previous 3 surveys. 2-Book: Avg. of most recent 2 surveys.

Target Listener Estimates

Persons 18-34																				
Monday-Friday 6AM-7PM				Weekend 6AM-MID				Saturday 6AM-10AM				Saturday 10AM-3PM				Saturday 3PM-7PM				
AQH (00)	Cume (00)	AQH Rtg	AQH Shr	AQH (00)	Cume (00)	AQH Rtg	AQH Shr	AQH (00)	Cume (00)	AQH Rtg	AQH Shr	AQH (00)	Cume (00)	AQH Rtg	AQH Shr	AQH (00)	Cume (00)	AQH Rtg	AQH Shr	
KJLH-FM																				
SP '05	69	761	.2	.9	80	953	.2	2.1	27	103	.1	.6	107	305	.3	1.6	66	167	.2	1.5
4-Book	70	924	.2	1.0	70	802	.2	1.8	39	135	.1	.9	86	254	.3	1.3	57	174	.2	1.3
KKBT-FM																				
SP '05	302	4904	.9	4.1	192	2704	.6	5.1	156	517	.5	3.7	317	1167	1.0	4.8	220	818	.7	5.0
4-Book	299	5129	.9	4.1	180	2907	.6	4.7	168	557	.5	3.9	276	1131	.9	4.3	221	794	.7	5.0
KLAC-FM																				
SP '05	12	234	.2		4	71	.1						4	28	.1		1	15		
4-Book	15	239	.2		4	84	.1		1	5			2	11	.1		2	16		
KLAX-FM																				
SP '05	19	308	.1	.3	10	144	.3		15	37	.4		12	88	.2		22	53	.1	.5
4-Book	24	308	.1	.3	8	136	.2		5	18	.1		11	50	.2		14	37	.1	.3
KLAX-FM																				
SP '05	394	3287	1.2	5.3	234	2244	.7	6.3	523	1041	1.6	12.5	375	942	1.1	5.6	216	590	.7	4.9
4-Book	386	3325	1.2	5.2	206	2212	.6	5.4	436	877	1.3	10.1	318	902	1.0	5.0	196	594	.6	4.4
KLOS-FM																				
SP '05	102	1908	.3	1.4	38	885	.1	1.0	29	163	.1	.7	81	310	.2	1.2	44	177	.1	1.0
4-Book	106	2039	.3	1.5	51	984	.2	1.3	58	210	.2	1.3	100	364	.3	1.6	73	243	.2	1.6
KLSX-FM																				
SP '05	250	1921	.8	3.4	18	396	.1	.5	8	34	.2		40	145	.1	.6	22	77	.1	.5
4-Book	305	2310	1.0	4.2	30	469	.1	.8	34	101	.1	.8	34	120	.1	.6	35	86	.1	.8
KLTX-AM																				
SP '05	38	243	.1	.5	19	191	.1	.5	57	129	.2	1.4	9	28	.1		16	46		.4
4-Book	52	296	.2	.7	25	196	.1	.7	46	112	.2	1.1	35	79	.1	.6	23	55	.1	.5
KLVE-FM																				
SP '05	363	3564	1.1	4.9	212	2384	.6	5.7	201	624	.6	4.8	372	933	1.1	5.6	209	627	.6	4.7
4-Book	341	3781	1.0	4.6	210	2447	.6	5.5	213	655	.6	4.9	364	931	1.1	5.7	207	603	.6	4.6
KLYY-FM																				
SP '05	227	2098	.7	3.0	86	1071	.3	2.3	88	205	.3	2.1	152	362	.5	2.3	108	304	.3	2.5
4-Book	199	1949	.6	2.7	100	1155	.3	2.7	102	286	.3	2.4	188	474	.6	3.0	132	356	.4	3.0
KMXE-AM																				
SP '05	38	279	.1	.5	8	84	.2						3	15			4	16		.1
4-Book	**	**	**	**	**	**	**	**	**	**	**	**	**	**	**	**	**	**	**	**
KMZT-FM																				
SP '05	36	567	.1	.5	26	458	.1	.7	28	111	.1	.7	40	155	.1	.6	31	83	.1	.7
4-Book	36	597	.1	.5	20	411	.1	.5	16	71	.1	.4	33	129	.1	.5	26	71	.1	.6
KNX -AM																				
SP '05	30	709	.1	.4	11	351	.3		17	126	.1	.4	17	144	.1	.3	12	80		.3
4-Book	29	762	.1	.4	10	284	.3		12	72	.1	.3	15	98	.1	.2	14	85		.3
KOST-FM																				
SP '05	206	2311	.6	2.8	83	1270	.3	2.2	46	211	.1	1.1	167	489	.5	2.5	119	342	.4	2.7
4-Book	202	2463	.6	2.8	88	1327	.3	2.3	70	262	.2	1.6	152	474	.5	2.4	117	349	.4	2.6
KPWR-FM																				
SP '05	498	7516	1.5	6.7	294	4638	.9	7.9	257	1044	.8	6.2	508	1943	1.5	7.6	497	1724	1.5	11.3
4-Book	555	7921	1.7	7.5	325	4922	1.0	8.5	307	1092	1.0	7.1	577	2109	1.8	9.1	485	1718	1.5	10.9
KRCD-FM																				
SP '05	76	1166	.2	1.0	54	708	.2	1.4	36	95	.1	.9	87	259	.3	1.3	53	144	.2	1.2
4-Book	88	1044	.3	1.2	58	690	.2	1.5	64	140	.2	1.5	87	227	.3	1.4	61	160	.2	1.4
KRCV-FM																				
SP '05	60	767	.2	.8	23	364	.1	.6	40	103	.1	1.0	47	129	.1	.7	20	70	.1	.5
4-Book	65	745	.2	.9	43	447	.1	1.1	50	106	.2	1.2	69	185	.2	1.1	36	104	.1	.8

** Station(s) not reported this survey.

* Listener estimates adjusted for reported broadcast schedule.

+ Station(s) changed call letters - see Page 13.

4-Book: Avg. of current and previous 3 surveys.
2-Book: Avg. of most recent 2 surveys.

Target Listener Estimates

Target Listener Estimates - Persons 18-34

		Persons 18-34																					
		Monday-Friday 6AM-7PM				Weekend 6AM-MID				Saturday 6AM-10AM				Saturday 10AM-3PM				Saturday 3PM-7PM					
		AQH (00)	Cume (00)	AQH Rtg	AQH Shr	AQH (00)	Cume (00)	AQH Rtg	AQH Shr	AQH (00)	Cume (00)	AQH Rtg	AQH Shr	AQH (00)	Cume (00)	AQH Rtg	AQH Shr	AQH (00)	Cume (00)	AQH Rtg	AQH Shr		
KRLA-AM	SP '05	9	171		.1	1	16			2	16			3	16								
	4-Book	16	185		.2	1	37			3	17		.1	2	12			1	4				
KROQ-FM	SP '05	482	6359	1.5	6.5	249	3932	.8	6.7	173	702	.5	4.1	530	1776	1.6	8.0	320	1349	1.0	7.3		
	4-Book	500	6633	1.5	6.8	234	3926	.7	6.2	192	762	.6	4.5	435	1666	1.3	6.8	281	1168	.9	6.3		
KRTH-FM	SP '05	117	2180	.4	1.6	59	1138	.2	1.6	67	267	.2	1.6	150	529	.5	2.3	47	184	.1	1.1		
	4-Book	118	2087	.4	1.6	69	1189	.2	1.8	75	232	.2	1.7	131	445	.4	2.1	97	313	.3	2.2		
KSCA-FM	SP '05	554	3695	1.7	7.4	233	2113	.7	6.2	627	1182	1.9	15.0	429	968	1.3	6.4	223	484	.7	5.1		
	4-Book	418	3140	1.3	5.7	201	1971	.6	5.3	554	1056	1.7	12.9	333	881	1.0	5.2	191	467	.6	4.3		
KSPN-AM	SP '05	26	455	.1	.3	22	253	.1	.6	15	30		.4	40	80	.1	.6	27	80	.1	.6		
	4-Book	29	492	.1	.4	15	261	.1	.4	11	45		.3	26	85	.1	.4	17	56		.4		
KSSE-FM	SP '05	344	3614	1.0	4.6	182	2058	.6	4.9	184	491	.6	4.4	329	962	1.0	4.9	274	815	.8	6.2		
	4-Book	353	3481	1.1	4.8	176	2122	.6	4.6	204	520	.6	4.7	333	952	1.0	5.3	217	658	.7	4.9		
+KTLK-AM	SP '05	8	210		.1	5	127			5	14		.1	7	54			1	10				
	4-Book	20	267	.1	.3	7	128			8	29		.2	10	42			13	37	.1	.3		
KTNQ-AM	SP '05	66	688	.2	.9	15	213		.4	9	28		.2	24	88	.1	.4	34	60	.1	.8		
	4-Book	45	494	.1	.6	10	133		.3	13	28		.3	12	39	.1	.2	18	35	.1	.4		
KTWV-FM	SP '05	83	984	.3	1.1	36	546	.1	1.0	28	81	.1	.7	48	151	.1	.7	58	180	.2	1.3		
	4-Book	87	1033	.3	1.2	35	512	.1	1.0	35	107	.1	.9	55	166	.2	.9	46	152	.2	1.1		
KWIZ-FM	SP '05	63	710	.2	.8	47	449	.1	1.3	23	68	.1	.6	60	123	.2	.9	68	161	.2	1.5		
	4-Book	73	796	.2	1.0	44	516	.1	1.2	60	162	.2	1.4	70	166	.2	1.1	50	141	.2	1.1		
KWVE-FM	SP '05	16	283		.2	11	189		.3	28	73	.1	.7	25	85	.1	.4						
	4-Book	24	339	.1	.3	13	212		.4	19	48	.1	.5	18	66	.1	.3	9	17		.2		
KXOL-FM	SP '05	221	2254	.7	3.0	129	1567	.4	3.5	128	481	.4	3.1	197	521	.6	3.0	125	363	.4	2.8		
	4-Book	180	1940	.6	2.4	105	1248	.3	2.8	112	322	.4	2.6	184	455	.6	2.9	125	315	.4	2.8		
KYSR-FM	SP '05	152	3318	.5	2.0	65	1405	.2	1.7	28	193	.1	.7	88	583	.3	1.3	70	418	.2	1.6		
	4-Book	196	3514	.6	2.7	90	1906	.3	2.4	69	363	.2	1.6	137	701	.4	2.2	108	448	.3	2.4		
KZLA-FM	SP '05	96	1412	.3	1.3	39	776	.1	1.0	35	211	.1	.8	73	378	.2	1.1	59	222	.2	1.3		
	4-Book	92	1327	.3	1.3	45	770	.1	1.2	37	195	.1	.9	79	333	.2	1.3	65	221	.2	1.4		
XTRA-AM	SP '05	4	188		.1	5	141		.1	8	51		.2	8	71								
	4-Book	14	226		.2	4	97		.1	7	31		.2	3	28			4	18		.1		
KGGI-FM	SP '05	41	903	.1	.6	25	482	.1	.7	28	96	.1	.7	24	149	.1	.4	32	161	.1	.7		
	4-Book	39	1038	.1	.5	27	545	.1	.7	24	106	.1	.6	37	186	.1	.6	37	161	.1	.8		
KOLA-FM	SP '05	5	162		.1	5	76		.1					4	41			6	36		.1		
	4-Book	**	**	**	**	**	**	**	**	**	**	**	**	**	**	**	**	**	**	**	**	**	**
TOTALS	SP '05	7452	30972	22.7		3733	24855	11.4		4175	10729	12.7		6662	16331	20.3		4402	11514	13.4			
	4-Book	7376	31044	22.5		3811	25334	11.6		4303	10966	13.1		6358	15849	19.4		4473	11814	13.7			

** Station(s) not reported this survey.

* Listener estimates adjusted for reported broadcast schedule.

+ Station(s) changed call letters - see Page 13.

4-Book: Avg. of current and previous 3 surveys.
2-Book: Avg. of most recent 2 surveys.

Target Listener Estimates

Persons 18-34																				
Saturday 7PM-MID				Sunday 6AM-10AM				Sunday 10AM-3PM				Sunday 3PM-7PM				Sunday 7PM-MID				
AQH (00)	Cume (00)	AQH Rtg	AQH Shr	AQH (00)	Cume (00)	AQH Rtg	AQH Shr	AQH (00)	Cume (00)	AQH Rtg	AQH Shr	AQH (00)	Cume (00)	AQH Rtg	AQH Shr	AQH (00)	Cume (00)	AQH Rtg	AQH Shr	
KABC-AM																				
SP '05	6	40	.2	8	16	.4	3	16	.1	2	13	.1								
4-Book	6	24	.2	3	8	.1	7	30	.2	5	30	.1				2	14		.1	
KAZN-AM																				
SP '05	**	**	**	**	**	**	**	6	63	**	.1	3	40	**	.1	**	**	**	**	**
4-Book	**	**	**	**	**	**	**	**	**	**	**	**	**	**	**	**	**	**	**	**
KBIG-FM																				
SP '05	66	315	.2	14	77	.7	38	205	.1	40	168	.1	1.2	7	52	.3				
4-Book	75	261	.2	29	103	.1	69	281	.2	62	225	.2	1.8	35	152	.1	1.5			
KBUA-FM																				
SP '05	12	72	.4	30	55	.1	1.4	33	120	.1	.8	17	27	.1	.5	23	74	.1	1.1	
4-Book	17	66	.6	28	73	.1	1.2	43	119	.2	1.0	19	58	.1	.6	17	47	.1	.8	
KBUE-FM																				
SP '05	73	363	.2	43	156	.1	2.0	95	382	.3	2.3	68	258	.2	2.0	62	199	.2	3.1	
4-Book	107	374	.3	86	242	.3	3.5	201	565	.6	4.6	155	406	.5	4.5	80	237	.2	3.5	
KCBS-FM																				
SP '05	87	515	.3	62	312	.2	2.9	113	600	.3	2.7	99	388	.3	2.9	15	109	.7		
4-Book	50	257	.2	29	154	.1	1.3	73	342	.2	1.7	60	260	.2	1.8	23	125	.1	1.0	
+KDAY-FM																				
SP '05	71	344	.2	42	122	.1	2.0	102	338	.3	2.4	81	312	.2	2.4	18	120	.1	.9	
4-Book	71	283	.2	52	158	.2	2.2	95	326	.3	2.2	78	269	.2	2.3	35	116	.1	1.6	
KDLD-FM																				
SP '05	15	46	.5	3	14	.1		18	115	.1	.4	10	33	.3		17	96	.1	.8	
4-Book	31	112	.1	4	23	.2		21	115	.1	.5	14	69	.4		12	58	.1	.6	
KDLE-FM																				
SP '05	11	50	.4					7	85	.2		31	120	.1	.9	13	35	.6		
4-Book	10	59	.4	5	17	.2		23	107	.1	.5	26	102	.1	.8	11	42	.5		
KEBN-FM																				
SP '05	8	46	.3	18	58	.1	.8	17	72	.1	.4	8	42	.2		5	16	.2		
4-Book	**	**	**	**	**	**	**	**	**	**	**	**	**	**	**	**	**	**	**	**
KFI -AM																				
SP '05	2	44	.1	35	108	.1	1.6	21	86	.1	.5	20	70	.1	.6	19	58	.1	.9	
4-Book	19	82	.1	29	104	.1	1.2	19	75	.1	.4	15	59	.1	.4	28	82	.1	1.2	
KFSH-FM																				
SP '05	9	88	.3	42	208	.1	2.0	25	170	.1	.6	22	105	.1	.6	6	46	.3		
4-Book	13	90	.4	46	232	.2	1.9	43	265	.1	1.0	34	129	.1	1.0	11	72	.5		
KFWB-AM																				
SP '05	17	46	.1	3	36	.1		14	58	.3		28	136	.1	.8					
4-Book	12	63	.1	11	52	.4		13	62	.3		21	87	.1	.6	4	21	.2		
KHHT-FM																				
SP '05	180	539	.5	76	289	.2	3.6	167	553	.5	4.0	184	533	.6	5.4	252	557	.8	12.5	
4-Book	149	498	.4	79	272	.2	3.3	133	476	.4	3.1	172	524	.5	5.0	320	647	1.0	14.1	
KHJ -AM																				
SP '05				9	12	.4		3	14	.1		7	14	.2						
4-Book	7	21	.3	5	15	.2		10	34	.2		6	17	.2		3	19	.2		
KIIS-FM																				
SP '05	184	839	.6	112	515	.3	5.3	276	1248	.8	6.6	252	938	.8	7.4	125	639	.4	6.2	
4-Book	220	898	.7	142	576	.4	5.9	287	1307	.9	6.7	227	872	.7	6.6	128	553	.4	5.8	
KVVS-FM																				
SP '05	11	24	.4	2	12	.1		2	15			1	11							
4-Book	8	18	.3	2	9	.1		8	24	.2		9	18	.3		8	22	.4		

** Station(s) not reported this survey.

* Listener estimates adjusted for reported broadcast schedule.

+ Station(s) changed call letters - see Page 13.

4-Book: Avg. of current and previous 3 surveys.
2-Book: Avg. of most recent 2 surveys.

Target Listener Estimates

Target Listener Estimates - Persons 18-34

Persons 18-34																				
Saturday 7PM-MID				Sunday 6AM-10AM				Sunday 10AM-3PM				Sunday 3PM-7PM				Sunday 7PM-MID				
AQH (00)	Cume (00)	AQH Rtg	AQH Shr	AQH (00)	Cume (00)	AQH Rtg	AQH Shr	AQH (00)	Cume (00)	AQH Rtg	AQH Shr	AQH (00)	Cume (00)	AQH Rtg	AQH Shr	AQH (00)	Cume (00)	AQH Rtg	AQH Shr	
KJLH-FM																				
SP '05	35	97	.1	1.3	93	314	.3	4.4	155	471	.5	3.7	124	321	.4	3.7	34	125	.1	1.7
4-Book	43	138	.2	1.5	80	221	.3	3.4	124	400	.4	2.9	91	250	.3	2.6	38	121	.1	1.7
KKBT-FM																				
SP '05	188	714	.6	6.8	126	341	.4	5.9	167	681	.5	4.0	197	686	.6	5.8	149	556	.5	7.4
4-Book	158	634	.5	5.6	134	431	.4	5.6	189	815	.6	4.4	166	583	.5	4.8	118	468	.4	5.3
KKLA-FM																				
SP '05					1	15			13	57	.3					8	57		.4	
4-Book	4	21		.1	6	26		.2	8	37	.2		1	10		5	28		.2	
KLAC-AM																				
SP '05	8	58		.3	4	15		.2	7	37	.2		11	77		.3	1	15		
4-Book	6	32		.2	5	16		.2	8	34	.2		7	42		.2	7	18		.3
KLAX-FM																				
SP '05	142	400	.4	5.2	71	249	.2	3.3	282	703	.9	6.8	195	491	.6	5.8	83	333	.3	4.1
4-Book	94	307	.3	3.4	155	381	.5	6.4	219	638	.7	5.1	166	435	.5	4.8	87	284	.3	3.9
KLOS-FM																				
SP '05	23	89	.1	.8	12	58		.6	54	214	.2	1.3	29	126	.1	.9	27	137	.1	1.3
4-Book	34	144	.1	1.2	17	97	.1	.7	57	276	.2	1.3	42	164	.1	1.2	28	132	.1	1.3
KLSX-FM																				
SP '05	4	21		.1	27	104	.1	1.3	22	125	.1	.5	14	69		.4	8	40		.4
4-Book	14	55		.5	45	117	.2	1.8	45	153	.2	1.0	30	88	.1	.9	11	45		.5
KLTX-AM																				
SP '05	11	55		.4	25	78	.1	1.2	14	60		.3	15	60		.4	8	44		.4
4-Book	12	44		.4	40	102	.1	1.7	27	85	.1	.6	13	32		.4	5	22		.2
KLVE-FM																				
SP '05	146	427	.4	5.3	174	411	.5	8.2	309	826	.9	7.4	139	373	.4	4.1	122	339	.4	6.0
4-Book	168	526	.5	5.9	167	437	.5	7.0	262	764	.8	6.1	150	417	.5	4.4	130	407	.4	5.8
KLYY-FM																				
SP '05	41	170	.1	1.5	59	196	.2	2.8	137	256	.4	3.3	79	173	.2	2.3	20	141	.1	1.0
4-Book	60	184	.2	2.1	52	180	.2	2.2	139	351	.4	3.3	92	246	.3	2.7	32	126	.1	1.4
KMXE-AM																				
SP '05	17	30	.1	.6	**	**	**	**	2	12	**	**	11	31	**	.3	21	42	.1	1.0
4-Book	**	**	**	**	**	**	**	**	**	**	**	**	**	**	**	**	**	**	**	**
KMZT-FM																				
SP '05	6	57		.2	22	92	.1	1.0	50	200	.2	1.2	23	48	.1	.7	12	81		.6
4-Book	10	41		.4	22	88	.1	.9	26	145	.1	.6	18	61	.1	.5	13	65		.6
KNX -AM																				
SP '05	8	57		.3	2	34		.1	17	63	.1	.4	6	54		.2	7	43		.3
4-Book	5	36		.2	9	43		.4	11	49		.3	7	46		.2	5	35		.2
KOST-FM																				
SP '05	83	300	.3	3.0	43	117	.1	2.0	75	254	.2	1.8	70	208	.2	2.1	51	140	.2	2.5
4-Book	70	275	.2	2.5	48	145	.2	2.0	99	359	.3	2.3	87	257	.3	2.5	55	228	.2	2.4
KPWR-FM																				
SP '05	252	1060	.8	9.1	104	416	.3	4.9	269	1202	.8	6.5	286	978	.9	8.4	169	603	.5	8.4
4-Book	302	1204	.9	10.6	143	558	.4	6.0	302	1270	.9	7.0	293	1069	.9	8.5	176	668	.5	7.8
KRCD-FM																				
SP '05	58	197	.2	2.1	20	83	.1	.9	70	170	.2	1.7	33	135	.1	1.0	60	151	.2	3.0
4-Book	59	194	.2	2.1	36	92	.1	1.4	54	172	.2	1.3	50	129	.2	1.4	50	129	.2	2.3
KRCV-FM																				
SP '05	17	73	.1	.6	23	84	.1	1.1	24	99	.1	.6	8	52		.2	4	30		.2
4-Book	32	103	.1	1.2	32	81	.1	1.4	43	137	.1	1.0	45	118	.1	1.3	31	84	.1	1.3

** Station(s) not reported this survey.

* Listener estimates adjusted for reported broadcast schedule.

+ Station(s) changed call letters - see Page 13.

4-Book: Avg. of current and previous 3 surveys.
2-Book: Avg. of most recent 2 surveys.

Target Listener Estimates

Persons 18-34																					
Saturday 7PM-MID				Sunday 6AM-10AM				Sunday 10AM-3PM				Sunday 3PM-7PM				Sunday 7PM-MID					
AQH (00)	Cume (00)	AQH Rtg	AQH Shr	AQH (00)	Cume (00)	AQH Rtg	AQH Shr	AQH (00)	Cume (00)	AQH Rtg	AQH Shr	AQH (00)	Cume (00)	AQH Rtg	AQH Shr	AQH (00)	Cume (00)	AQH Rtg	AQH Shr		
KRLA-AM																					
SP '05				3	16		.1														
4-Book	5			1	4								4			1	4				
KROQ-FM																					
SP '05	215	990	.7	7.8	82	391	.2	3.9	279	1301	.8	6.7	186	952	.6	5.5	162	758	.5	8.0	
4-Book	199	892	.6	7.1	99	416	.3	4.2	268	1109	.8	6.2	204	877	.6	5.9	164	726	.5	7.3	
KRTH-FM																					
SP '05	28	118	.1	1.0	44	159	.1	2.1	78	319	.2	1.9	35	169	.1	1.0	16	65		.8	
4-Book	37	153	.1	1.3	38	134	.1	1.6	93	333	.3	2.2	49	194	.2	1.4	29	140	.1	1.3	
KSCA-FM																					
SP '05	76	272	.2	2.8	193	436	.6	9.1	182	515	.6	4.4	134	362	.4	4.0	48	149	.1	2.4	
4-Book	67	230	.2	2.4	171	414	.5	7.3	175	489	.6	4.1	105	274	.3	3.1	54	180	.2	2.4	
KSPN-AM																					
SP '05	36	44	.1	1.3	4	17		.2	25	143	.1	.6	13	34		.4	10	20		.5	
4-Book	15	51		.5	8	31		.3	19	85	.1	.4	17	62	.1	.5	10	45		.5	
KSSE-FM																					
SP '05	78	257	.2	2.8	86	248	.3	4.0	236	696	.7	5.7	200	506	.6	5.9	73	287	.2	3.6	
4-Book	102	379	.3	3.6	96	291	.3	4.0	205	661	.6	4.8	164	458	.5	4.8	82	306	.3	3.7	
+KTLK-AM																					
SP '05	11	65		.4	2	14		.1	5	27		.1	4	44		.1	1	23			
4-Book	4	28		.2	2	17		.1	10	32		.2	6	28		.2		6			
KTNQ-AM																					
SP '05	17	30	.1	.6		7			5	15		.1	28	56	.1	.8	4	15		.2	
4-Book	11	27	.1	.4	6	15		.2	8	28		.2	10	22		.3	4	12		.2	
KTVV-FM																					
SP '05	30	36	.1	1.1	6	36		.3	24	106	.1	.6	56	122	.2	1.7	37	104	.1	1.8	
4-Book	27	87	.1	1.0	14	50	.1	.6	41	134	.1	.9	35	109	.1	1.0	26	88	.1	1.2	
KWIZ-FM																					
SP '05	25	89	.1	.9	40	86	.1	1.9	60	154	.2	1.4	50	102	.2	1.5	46	143	.1	2.3	
4-Book	26	83	.1	.9	35	117	.1	1.5	44	148	.1	1.0	38	122	.1	1.1	27	78	.1	1.3	
KWVE-FM																					
SP '05	1	13			16	59		.8	16	70		.4	3	36		.1					
4-Book	9	36		.3	13	41		.6	21	90	.1	.5	8	36		.2	8	16		.3	
KXOL-FM																					
SP '05	175	579	.5	6.3	36	124	.1	1.7	125	377	.4	3.0	144	428	.4	4.3	86	328	.3	4.3	
4-Book	85	293	.3	3.0	53	199	.2	2.2	114	318	.3	2.6	106	284	.3	3.1	59	228	.2	2.7	
KYSR-FM																					
SP '05	79	318	.2	2.9	37	186	.1	1.7	109	497	.3	2.6	57	241	.2	1.7	40	187	.1	2.0	
4-Book	82	369	.2	2.9	43	218	.1	1.8	127	612	.4	3.0	92	395	.3	2.7	53	277	.2	2.3	
KZLA-FM																					
SP '05	23	105	.1	.8	23	163	.1	1.1	39	230	.1	.9	39	170	.1	1.2	24	166	.1	1.2	
4-Book	32	117	.1	1.1	41	184	.1	1.7	47	221	.2	1.1	37	173	.1	1.1	20	101	.1	.9	
XTRA-AM																					
SP '05	3	14		.1	3	22		.1	5	18		.1	2	19		.1	6	14		.3	
4-Book	3	17		.1	5	30		.2	6	23		.1	2	13		.1	3	10		.1	
KGGI-FM																					
SP '05	20	119	.1	.7	9	12		.4	16	123		.4	37	122	.1	1.1	39	93	.1	1.9	
4-Book	20	103	.1	.7	12	45		.5	16	106		.4	27	112	.1	.8	39	102	.1	1.8	
KOLA-FM																					
SP '05	2	22		.1	12	19		.6	12	36		.3	2	17		.1					
4-Book	**	**	**	**	**	**	**	**	**	**	**	**	**	**	**	**	**	**	**	**	**
TOTALS																					
SP '05	2757	8797	8.4		2129	6475	6.5		4169	11323	12.7		3385	9076	10.3		2018	6362	6.1		
4-Book	2814	8832	8.6		2395	6957	7.3		4326	11813	13.2		3449	9269	10.5		2247	6666	6.8		

** Station(s) not reported this survey.

* Listener estimates adjusted for reported broadcast schedule.

+ Station(s) changed call letters - see Page 13.

4-Book: Avg. of current and previous 3 surveys.
2-Book: Avg. of most recent 2 surveys.

Target Listener Trends

Persons 18-49																				
Monday-Sunday 6AM-MID				Monday-Friday 6AM-10AM				Monday-Friday 10AM-3PM				Monday-Friday 3PM-7PM				Monday-Friday 7PM-MID				
AQH (00)	Cume (00)	AQH Rtg	AQH Shr	AQH (00)	Cume (00)	AQH Rtg	AQH Shr	AQH (00)	Cume (00)	AQH Rtg	AQH Shr	AQH (00)	Cume (00)	AQH Rtg	AQH Shr	AQH (00)	Cume (00)	AQH Rtg	AQH Shr	
KABC-AM																				
SP '05	57	1305	.1	.5	68	521	.1	.4	86	617	.1	.6	89	736	.1	.7	35	378	.1	.7
WI '05	111	1956	.2	1.1	149	920	.2	1.0	225	1073	.4	1.5	163	1083	.3	1.3	49	673	.1	1.1
FA '04	145	2264	.2	1.4	105	930	.2	.7	341	1385	.5	2.2	256	1460	.4	2.0	57	520	.1	1.2
SU '04	116	2189	.2	1.1	134	978	.2	.9	200	1151	.3	1.3	186	1123	.3	1.5	61	607	.1	1.1
4-Book	107	1929	.2	1.0	114	837	.2	.8	213	1057	.3	1.4	174	1101	.3	1.4	51	545	.1	1.0
SP '04	146	2406	.2	1.4	129	999	.2	.8	229	1244	.4	1.5	247	1437	.4	1.9	110	676	.2	2.2
KAZN-AM																				
SP '05	39	407	.1	.4	69	278	.1	.4	46	184	.1	.3	56	243	.1	.4	15	117		.3
WI '05	**	**	**	**	**	**	**	**	**	**	**	**	**	**	**	**	**	**	**	**
FA '04	**	**	**	**	**	**	**	**	**	**	**	**	**	**	**	**	**	**	**	**
SU '04	**	**	**	**	**	**	**	**	**	**	**	**	**	**	**	**	**	**	**	**
4-Book	**	**	**	**	**	**	**	**	**	**	**	**	**	**	**	**	**	**	**	**
SP '04	**	**	**	**	**	**	**	**	**	**	**	**	**	**	**	**	**	**	**	**
KBIG-FM																				
SP '05	224	5838	.4	2.1	227	2181	.4	1.4	385	2584	.6	2.6	319	2916	.5	2.4	97	1466	.2	2.0
WI '05	248	5713	.4	2.4	271	2278	.4	1.7	406	2545	.6	2.7	360	2904	.6	2.8	113	1357	.2	2.5
FA '04	250	5986	.4	2.4	298	2607	.5	1.9	460	2538	.7	3.0	313	2908	.5	2.4	87	1327	.1	1.8
SU '04	322	6511	.5	3.0	371	2559	.6	2.4	625	3223	1.0	4.2	429	3232	.7	3.4	94	1461	.1	1.7
4-Book	261	6012	.4	2.5	292	2406	.5	1.9	469	2723	.7	3.1	355	2990	.6	2.8	98	1404	.2	2.0
SP '04	305	6692	.5	2.9	360	2891	.6	2.2	602	3516	1.0	4.0	400	3245	.6	3.1	112	1807	.2	2.3
KBUA-FM																				
SP '05	85	992	.1	.8	163	718	.3	1.0	132	665	.2	.9	73	536	.1	.6	29	230		.6
WI '05	83	978	.1	.8	158	667	.3	1.0	138	646	.2	.9	68	479	.1	.5	23	259		.5
FA '04	84	846	.1	.8	148	506	.2	.9	144	501	.2	.9	84	478	.1	.6	20	229		.4
SU '04	83	910	.1	.8	120	511	.2	.8	143	643	.2	1.0	80	550	.1	.6	22	224		.4
4-Book	84	932	.1	.8	147	601	.3	.9	139	614	.2	.9	76	511	.1	.6	24	236		.5
SP '04	81	941	.1	.8	124	520	.2	.8	125	466	.2	.8	77	543	.1	.6	27	181		.5
KBUE-FM																				
SP '05	319	4565	.5	3.0	453	2300	.7	2.9	607	2779	1.0	4.1	292	2051	.5	2.2	126	1234	.2	2.7
WI '05	356	5046	.6	3.4	464	2509	.7	3.0	695	3292	1.1	4.6	310	2297	.5	2.4	127	1242	.2	2.8
FA '04	345	4887	.5	3.3	443	2421	.7	2.8	558	2851	.9	3.7	365	2282	.6	2.8	156	1349	.2	3.3
SU '04	364	4696	.6	3.4	452	2210	.7	3.0	512	2748	.8	3.4	435	2562	.7	3.4	167	1272	.3	3.1
4-Book	346	4799	.6	3.3	453	2360	.7	2.9	593	2918	1.0	4.0	351	2298	.6	2.7	144	1274	.2	3.0
SP '04	353	5054	.6	3.3	467	2533	.7	2.9	461	2796	.7	3.1	410	2738	.7	3.2	188	1731	.3	3.8
KCBS-FM																				
SP '05	421	8283	.7	4.0	509	4028	.8	3.2	700	4446	1.1	4.7	556	4914	.9	4.3	129	2466	.2	2.7
WI '05	188	6124	.3	1.8	205	2418	.3	1.3	269	2933	.4	1.8	286	3459	.5	2.2	87	1525	.1	1.9
FA '04	223	5480	.4	2.1	249	2350	.4	1.5	365	2653	.6	2.4	336	3214	.5	2.6	75	1467	.1	1.6
SU '04	204	6691	.3	1.9	181	2043	.3	1.2	313	2860	.5	2.1	280	3570	.4	2.2	97	1650	.2	1.8
4-Book	259	6645	.4	2.5	286	2710	.5	1.8	412	3223	.7	2.8	365	3789	.6	2.8	97	1777	.2	2.0
SP '04	245	6818	.4	2.3	300	2720	.5	1.9	368	3233	.6	2.4	336	3661	.5	2.6	98	1814	.2	2.0
+KDAY-FM																				
SP '05	122	3405	.2	1.2	130	1302	.2	.8	166	1855	.3	1.1	180	1939	.3	1.4	59	876	.1	1.2
WI '05	154	3523	.2	1.5	151	1540	.2	1.0	252	1948	.4	1.7	202	1904	.3	1.6	81	1038	.1	1.8
FA '04	142	2824	.2	1.3	149	1195	.2	.9	171	1378	.3	1.1	220	1789	.3	1.7	92	942	.1	2.0
SU '04	150	2461	.2	1.4	157	1034	.3	1.0	168	1212	.3	1.1	205	1285	.3	1.6	97	878	.2	1.8
4-Book	142	3053	.2	1.4	147	1268	.2	.9	189	1598	.3	1.3	202	1729	.3	1.6	82	934	.1	1.7
SP '04	136	1998	.2	1.3	113	773	.2	.7	205	1162	.3	1.4	197	1088	.3	1.5	66	513	.1	1.3
KOLD-FM																				
SP '05	89	1834	.1	.9	99	847	.2	.6	168	1116	.3	1.1	118	998	.2	.9	38	651	.1	.8
WI '05	57	1404	.1	.5	52	650	.1	.3	93	728	.1	.6	87	854	.1	.7	28	527		.6
FA '04	59	1277	.1	.6	44	460	.1	.3	97	635	.2	.6	82	789	.1	.6	39	425	.1	.8
SU '04	47	1152	.1	.4	35	426	.1	.2	86	581	.1	.6	77	663	.1	.6	18	335		.3
4-Book	63	1417	.1	.6	58	596	.1	.4	111	765	.2	.7	91	826	.1	.7	31	485	.1	.6
SP '04	58	1279	.1	.5	31	375	.2	.2	97	759	.2	.6	92	747	.1	.7	40	406	.1	.8

Target Listener Trends - Persons 18-49

** Station(s) not reported this survey.

* Listener estimates adjusted for reported broadcast schedule.

+ Station(s) changed call letters - see Page 13.

4-Book: Avg. of current and previous 3 surveys.
2-Book: Avg. of most recent 2 surveys.

Target Listener Trends

Persons 18-49																			
Monday-Sunday 6AM-MID				Monday-Friday 6AM-10AM				Monday-Friday 10AM-3PM				Monday-Friday 3PM-7PM				Monday-Friday 7PM-MID			
AQH (00)	Cume (00)	AQH Rtg	AQH Shr	AQH (00)	Cume (00)	AQH Rtg	AQH Shr	AQH (00)	Cume (00)	AQH Rtg	AQH Shr	AQH (00)	Cume (00)	AQH Rtg	AQH Shr	AQH (00)	Cume (00)	AQH Rtg	AQH Shr
KDLE-FM																			
SP '05	56	1343	.1	.5	58	429	.1	.4	110	724	.2	.7	76	819	.1	.6	24	384	.5
WI '05	64	1128	.1	.6	68	468	.1	.4	121	633	.2	.8	93	670	.1	.7	25	265	.6
FA '04	54	1352	.1	.5	55	619	.1	.3	83	601	.1	.5	79	777	.1	.6	22	368	.5
SU '04	42	1079	.1	.4	38	322	.1	.2	60	556	.1	.4	52	602	.1	.4	28	321	.5
4-Book	54	1226	.1	.5	55	460	.1	.3	94	629	.2	.6	75	717	.1	.6	25	335	.5
SP '04	56	1380	.1	.5	71	703	.1	.4	94	712	.1	.6	82	737	.1	.6	20	409	.4
KEBN-FM																			
SP '05	62	843	.1	.6	106	467	.2	.7	119	478	.2	.8	49	353	.1	.4	21	213	.4
WI '05	**	**	**	**	**	**	**	**	**	**	**	**	**	**	**	**	**	**	**
FA '04	**	**	**	**	**	**	**	**	**	**	**	**	**	**	**	**	**	**	**
SU '04	**	**	**	**	**	**	**	**	**	**	**	**	**	**	**	**	**	**	**
4-Book	**	**	**	**	**	**	**	**	**	**	**	**	**	**	**	**	**	**	**
SP '04	**	**	**	**	**	**	**	**	**	**	**	**	**	**	**	**	**	**	**
KFI -AM																			
SP '05	215	3424	.3	2.1	365	2043	.6	2.3	342	2026	.5	2.3	350	2170	.6	2.7	79	843	.1
WI '05	281	4733	.4	2.7	438	2431	.7	2.8	428	2669	.7	2.8	468	2494	.7	3.6	119	875	.2
FA '04	264	4180	.4	2.5	449	2293	.7	2.8	384	2151	.6	2.5	466	2297	.7	3.6	106	1057	.2
SU '04	293	4545	.5	2.8	499	2443	.8	3.3	414	2311	.7	2.8	502	2647	.8	4.0	101	975	.2
4-Book	263	4221	.4	2.5	438	2303	.7	2.8	392	2289	.6	2.6	447	2402	.7	3.5	101	938	.2
SP '04	290	4958	.5	2.7	527	2740	.8	3.3	433	2527	.7	2.9	364	2472	.6	2.9	132	1200	.2
KFSH-FM																			
SP '05	81	1631	.1	.8	127	900	.2	.8	107	744	.2	.7	109	1009	.2	.8	30	559	.6
WI '05	91	1908	.1	.9	150	1086	.2	1.0	139	1017	.2	.9	116	1156	.2	.9	32	586	.1
FA '04	105	1989	.2	1.0	145	1147	.2	.9	152	980	.2	1.0	129	1065	.2	1.0	36	587	.1
SU '04	100	1780	.2	.9	119	880	.2	.8	155	882	.2	1.0	114	941	.2	.9	34	623	.1
4-Book	94	1827	.2	.9	135	1003	.2	.9	138	906	.2	.9	117	1043	.2	.9	33	589	.1
SP '04	127	2108	.2	1.2	167	1294	.3	1.0	172	1214	.3	1.1	124	1211	.2	1.0	62	868	.1
KFVB-AM																			
SP '05	100	3635	.2	1.0	211	2198	.3	1.3	82	1199	.1	.6	153	1931	.2	1.2	53	831	.1
WI '05	84	3198	.1	.8	210	1918	.3	1.3	93	968	.1	.6	110	1532	.2	.9	26	669	.6
FA '04	97	3629	.2	.9	220	2174	.3	1.4	87	1294	.1	.6	139	1804	.2	1.1	36	769	.1
SU '04	92	3594	.1	.9	149	1646	.2	1.0	84	1325	.1	.6	116	1570	.2	.9	93	963	.1
4-Book	93	3514	.2	.9	198	1984	.3	1.3	87	1197	.1	.6	130	1709	.2	1.0	52	808	.1
SP '04	65	2801	.1	.6	141	1451	.2	.9	46	747	.1	.3	76	1167	.1	.6	49	743	.1
KHHT-FM																			
SP '05	360	6460	.6	3.4	390	2687	.6	2.5	487	3214	.8	3.3	432	3342	.7	3.3	238	2287	.4
WI '05	300	6529	.5	2.9	345	2800	.5	2.2	385	2900	.6	2.5	352	3022	.6	2.7	200	2221	.3
FA '04	303	6077	.5	2.9	325	2435	.5	2.0	416	2685	.7	2.7	365	3111	.6	2.8	237	1990	.4
SU '04	369	6362	.6	3.5	369	2628	.6	2.4	495	3075	.8	3.3	443	3372	.7	3.5	270	2550	.4
4-Book	333	6357	.6	3.2	357	2638	.6	2.3	446	2969	.7	3.0	398	3212	.7	3.1	236	2262	.4
SP '04	310	6149	.5	2.9	329	2634	.5	2.0	421	3016	.7	2.8	358	3161	.6	2.8	233	2460	.4
KHJ -AM																			
SP '05	58	1123	.1	.6	91	399	.1	.6	69	564	.1	.5	82	399	.1	.6	22	254	.5
WI '05	52	992	.1	.5	89	448	.1	.6	72	493	.1	.5	60	327	.1	.5	29	262	.6
FA '04	61	1352	.1	.6	125	595	.2	.8	97	693	.2	.6	45	488	.1	.3	20	217	.4
SU '04	51	1111	.1	.5	61	405	.1	.4	90	592	.1	.6	62	469	.1	.5	23	206	.4
4-Book	56	1145	.1	.6	92	462	.1	.6	82	586	.1	.6	62	421	.1	.5	24	235	.5
SP '04	81	1521	.1	.8	166	656	.3	1.0	109	732	.2	.7	88	535	.1	.7	15	190	.3
KIIS-FM																			
SP '05	495	12597	.8	4.7	753	6360	1.2	4.7	613	5883	1.0	4.1	635	6862	1.0	4.9	245	3613	.4
WI '05	479	11880	.8	4.6	685	5932	1.1	4.4	613	5458	1.0	4.0	631	6190	1.0	4.9	228	3300	.4
FA '04	437	11959	.7	4.1	593	5823	.9	3.7	519	5496	.8	3.4	598	6210	.9	4.6	243	3450	.4
SU '04	436	11400	.7	4.1	559	4943	.9	3.7	591	5673	.9	4.0	551	5928	.9	4.3	235	3438	.4
4-Book	462	11959	.8	4.4	648	5765	1.0	4.1	584	5628	.9	3.9	604	6298	1.0	4.7	238	3450	.4
SP '04	324	10393	.5	3.1	452	4851	.7	2.8	440	4953	.7	2.9	427	5457	.7	3.4	157	2872	.3

** Station(s) not reported this survey.

* Listener estimates adjusted for reported broadcast schedule.

+ Station(s) changed call letters - see Page 13.

4-Book: Avg. of current and previous 3 surveys.
2-Book: Avg. of most recent 2 surveys.

Target Listener Trends

Persons 18-49																				
Monday-Sunday 6AM-MID				Monday-Friday 6AM-10AM				Monday-Friday 10AM-3PM				Monday-Friday 3PM-7PM				Monday-Friday 7PM-MID				
AQH (00)	Cume (00)	AQH Rtg	AQH Shr	AQH (00)	Cume (00)	AQH Rtg	AQH Shr	AQH (00)	Cume (00)	AQH Rtg	AQH Shr	AQH (00)	Cume (00)	AQH Rtg	AQH Shr	AQH (00)	Cume (00)	AQH Rtg	AQH Shr	
KVVS-FM																				
SP '05	10	324	.1	12	140	.1	8	165	.1	17	111	.1	5	70	.1					
WI '05	34	386	.1	3	52	285	.1	30	230	.2	36	297	.1	3	30	91	.7			
FA '04	12	266	.1	20	149	.1	16	107	.1	11	159	.1	5	72	.1					
SU '04	9	261	.1	9	120	.1	12	195	.1	11	89	.1	12	74	.2					
4-Book	16	309	.2	23	174	.2	17	174	.1	19	164	.2	13	77	.3					
SP '04	20	354	.2	32	158	.1	26	200	.2	36	258	.1	5	111	.1					
KJLH-FM																				
SP '05	147	2512	.2	1.4	149	974	.2	.9	189	990	.3	1.3	161	1080	.3	1.2	91	822	.1	1.9
WI '05	165	2896	.3	1.6	234	1280	.4	1.5	220	1208	.3	1.5	175	1338	.3	1.4	66	712	.1	1.5
FA '04	174	2950	.3	1.6	222	1234	.4	1.4	195	1142	.3	1.3	174	1423	.3	1.3	99	1009	.2	2.1
SU '04	197	2785	.3	1.9	228	1317	.4	1.5	208	1478	.3	1.4	210	1416	.3	1.7	141	1074	.2	2.6
4-Book	171	2786	.3	1.6	208	1201	.4	1.3	203	1205	.3	1.4	180	1314	.3	1.4	99	904	.2	2.0
SP '04	202	2571	.3	1.9	262	1239	.4	1.6	249	1250	.4	1.7	244	1614	.4	1.9	108	965	.2	2.2
KKBT-FM																				
SP '05	362	7780	.6	3.5	583	3779	.9	3.7	370	3665	.6	2.5	466	4319	.7	3.6	234	2379	.4	4.9
WI '05	298	8225	.5	2.9	507	3801	.8	3.2	321	3750	.5	2.1	357	4307	.6	2.8	160	2406	.3	3.5
FA '04	330	7940	.5	3.1	603	3941	1.0	3.7	339	3610	.5	2.2	417	4232	.7	3.2	166	2431	.3	3.5
SU '04	385	8368	.6	3.6	610	4141	1.0	4.0	474	4203	.8	3.2	470	4673	.7	3.7	244	2759	.4	4.5
4-Book	344	8078	.6	3.3	576	3916	.9	3.7	376	3807	.6	2.5	428	4383	.7	3.3	201	2494	.4	4.1
SP '04	315	8183	.5	3.0	573	3878	.9	3.5	351	4045	.6	2.3	352	4022	.6	2.8	150	2384	.2	3.0
KKLA-FM																				
SP '05	33	907	.1	.3	59	624	.1	.4	43	398	.1	.3	62	455	.1	.5	8	138	.2	
WI '05	55	1287	.1	.5	106	756	.2	.7	66	643	.1	.4	79	638	.1	.6	23	252	.5	
FA '04	40	1010	.1	.4	83	542	.1	.5	60	398	.1	.4	54	489	.1	.4	13	183	.3	
SU '04	42	866	.1	.4	64	503	.1	.4	38	307	.1	.3	87	508	.1	.7	22	176	.4	
4-Book	43	1018	.1	.4	78	606	.1	.5	52	437	.1	.4	71	523	.1	.6	17	187	.4	
SP '04	50	1159	.1	.5	87	646	.1	.5	78	587	.1	.5	70	496	.1	.6	18	212	.4	
KLAC-AM																				
SP '05	58	1385	.1	.6	69	543	.1	.4	99	644	.2	.7	75	618	.1	.6	55	395	.1	1.2
WI '05	77	1455	.1	.7	91	704	.1	.6	163	679	.3	1.1	95	738	.2	.7	48	507	.1	1.1
FA '04	20	833	.2		26	176	.2		30	263	.2		19	298	.1		21	262	.4	
SU '04	16	554	.2		15	179	.1		30	275	.2		24	242	.2		7	120	.1	
4-Book	43	1057	.1	.4	50	401	.1	.3	81	465	.1	.6	53	474	.1	.4	33	321	.1	.7
SP '04	58	1926	.1	.5	41	245	.1	.3	43	276	.1	.3	76	969	.1	.6	82	1027	.1	1.7
KLAX-FM																				
SP '05	504	6548	.8	4.8	988	3689	1.6	6.2	683	3842	1.1	4.6	433	2774	.7	3.3	162	1569	.3	3.4
WI '05	389	6159	.6	3.7	836	3391	1.3	5.3	530	3222	.8	3.5	328	2518	.5	2.5	108	1231	.2	2.4
FA '04	459	6683	.7	4.3	998	3878	1.6	6.2	666	4127	1.1	4.4	336	2671	.5	2.6	101	1104	.2	2.1
SU '04	609	7248	1.0	5.7	1342	4594	2.1	8.8	817	4309	1.3	5.5	480	3262	.8	3.8	155	1713	.2	2.9
4-Book	490	6660	.8	4.6	1041	3888	1.7	6.6	674	3875	1.1	4.5	394	2806	.6	3.1	132	1404	.2	2.7
SP '04	651	7862	1.0	6.1	1445	4913	2.3	8.9	858	5031	1.4	5.7	561	3825	.9	4.4	141	1565	.2	2.8
KLOS-FM																				
SP '05	258	6243	.4	2.5	489	2790	.8	3.1	343	2616	.5	2.3	324	3309	.5	2.5	93	1368	.1	2.0
WI '05	232	6211	.4	2.2	469	2939	.7	3.0	302	2595	.5	2.0	292	3165	.5	2.3	69	1366	.1	1.5
FA '04	278	5674	.4	2.6	505	2549	.8	3.1	401	2347	.6	2.6	378	3117	.6	2.9	79	1301	.1	1.7
SU '04	268	6687	.4	2.5	407	2842	.6	2.7	374	2825	.6	2.5	327	3698	.5	2.6	108	1597	.2	2.0
4-Book	259	6204	.4	2.5	468	2780	.7	3.0	355	2596	.6	2.4	330	3322	.5	2.6	87	1408	.1	1.8
SP '04	283	6685	.5	2.7	460	2813	.7	2.8	441	3111	.7	2.9	368	3363	.6	2.9	92	1579	.1	1.9
KLSX-FM																				
SP '05	324	4690	.5	3.1	791	2921	1.3	5.0	580	2546	.9	3.9	395	2228	.6	3.0	48	767	.1	1.0
WI '05	331	5165	.5	3.2	841	3258	1.3	5.4	463	2572	.7	3.1	430	2501	.7	3.3	90	972	.1	2.0
FA '04	445	5302	.7	4.2	1046	3495	1.7	6.5	744	2845	1.2	4.9	580	2795	.9	4.4	78	935	.1	1.7
SU '04	386	5469	.6	3.6	1051	3701	1.7	6.9	559	2532	.9	3.8	447	2545	.7	3.5	90	1032	.1	1.7
4-Book	372	5157	.6	3.5	932	3344	1.5	6.0	587	2624	.9	3.9	463	2517	.7	3.6	77	927	.1	1.6
SP '04	408	5877	.6	3.9	1046	3776	1.7	6.5	600	2973	1.0	4.0	531	2887	.8	4.2	100	1091	.2	2.0

Target Listener Trends - Persons 18-49

** Station(s) not reported this survey.

* Listener estimates adjusted for reported broadcast schedule.

+ Station(s) changed call letters - see Page 13.

4-Book: Avg. of current and previous 3 surveys.
2-Book: Avg. of most recent 2 surveys.

Target Listener Trends

	Persons 18-49																			
	Monday-Sunday 6AM-MID				Monday-Friday 6AM-10AM				Monday-Friday 10AM-3PM				Monday-Friday 3PM-7PM				Monday-Friday 7PM-MID			
	AQH (00)	Cume (00)	AQH Rtg	AQH Shr	AQH (00)	Cume (00)	AQH Rtg	AQH Shr	AQH (00)	Cume (00)	AQH Rtg	AQH Shr	AQH (00)	Cume (00)	AQH Rtg	AQH Shr	AQH (00)	Cume (00)	AQH Rtg	AQH Shr
KLTX-AM																				
SP '05	46	530	.1	.4	83	370	.1	.5	74	306	.1	.5	36	243	.1	.3	14	207		.3
WI '05	73	967	.1	.7	116	530	.2	.7	127	551	.2	.8	65	435	.1	.5	25	216		.6
FA '04	74	686	.1	.7	113	390	.2	.7	122	414	.2	.8	85	397	.1	.7	29	254		.6
SU '04	105	604	.2	1.0	142	398	.2	.9	166	415	.3	1.1	126	389	.2	1.0	36	153	.1	.7
4-Book	75	697	.1	.7	114	422	.2	.7	122	422	.2	.8	78	366	.1	.6	26	208		.6
SP '04	84	686	.1	.8	149	551	.2	.9	119	523	.2	.8	86	454	.1	.7	32	338	.1	.6
KLVE-FM																				
SP '05	477	7550	.8	4.6	623	3636	1.0	3.9	701	3720	1.1	4.7	529	3755	.8	4.1	270	2361	.4	5.7
WI '05	479	8134	.8	4.6	551	3677	.9	3.5	714	4344	1.1	4.7	591	3766	.9	4.6	241	2489	.4	5.3
FA '04	524	8501	.8	4.9	690	4188	1.1	4.3	770	4539	1.2	5.1	555	4015	.9	4.2	280	2687	.4	5.9
SU '04	480	7622	.8	4.5	588	3528	.9	3.8	717	4241	1.1	4.8	498	3527	.8	3.9	293	2460	.5	5.4
4-Book	490	7952	.8	4.7	613	3757	1.0	3.9	726	4211	1.1	4.8	543	3766	.9	4.2	271	2499	.4	5.6
SP '04	378	6826	.6	3.6	480	2938	.8	3.0	496	3625	.8	3.3	407	3349	.6	3.2	264	2431	.4	5.3
KLYY-FM																				
SP '05	233	3931	.4	2.2	228	1385	.4	1.4	422	2332	.7	2.8	375	1831	.6	2.9	47	581	.1	1.0
WI '05	250	3794	.4	2.4	244	1437	.4	1.6	455	2285	.7	3.0	289	1817	.5	2.2	112	969	.2	2.5
FA '04	192	3479	.3	1.8	211	1422	.3	1.3	326	2015	.5	2.1	238	1714	.4	1.8	64	788	.1	1.4
SU '04	187	3374	.3	1.8	186	1268	.3	1.2	330	1983	.5	2.2	230	1697	.4	1.8	75	804	.1	1.4
4-Book	216	3645	.4	2.1	217	1378	.4	1.4	383	2154	.6	2.5	283	1765	.5	2.2	75	786	.1	1.6
SP '04	194	3288	.3	1.8	163	1121	.3	1.0	369	1962	.6	2.5	208	1413	.3	1.6	95	818	.2	1.9
KMXE-AM																				
SP '05	77	716	.1	.7	73	301	.1	.5	147	513	.2	1.0	110	496	.2	.8	57	177	.1	1.2
WI '05	72	692	.1	.7	106	346	.2	.7	136	471	.2	.9	102	321	.2	.8	27	211		.6
FA '04	**	**	**	**	**	**	**	**	**	**	**	**	**	**	**	**	**	**	**	**
SU '04	51	640	.1	.5	56	270	.1	.4	90	339	.1	.6	60	310	.1	.5	32	196	.1	.6
4-Book	**	**	**	**	**	**	**	**	**	**	**	**	**	**	**	**	**	**	**	**
SP '04	64	587	.1	.6	54	248	.1	.3	130	405	.2	.9	105	411	.2	.8	40	210	.1	.8
KMZT-FM																				
SP '05	65	2158	.1	.6	79	840	.1	.5	71	785	.1	.5	92	865	.1	.7	25	529		.5
WI '05	64	1988	.1	.6	75	695	.1	.5	105	800	.2	.7	88	774	.1	.7	32	572	.1	.7
FA '04	90	2465	.1	.8	96	1022	.2	.6	139	1017	.2	.9	116	995	.2	.9	58	766	.1	1.2
SU '04	57	1980	.1	.5	66	644	.1	.4	64	865	.1	.4	58	910	.1	.5	63	714	.1	1.2
4-Book	69	2148	.1	.6	79	800	.1	.5	95	867	.2	.6	89	886	.1	.7	45	645	.1	.9
SP '04	86	2215	.1	.8	92	727	.1	.6	125	955	.2	.8	112	1041	.2	.9	43	537	.1	.9
KNX -AM																				
SP '05	84	3172	.1	.8	200	1771	.3	1.3	81	1118	.1	.5	120	1658	.2	.9	32	662	.1	.7
WI '05	116	3636	.2	1.1	256	2219	.4	1.6	106	1218	.2	.7	164	1762	.3	1.3	80	988	.1	1.8
FA '04	74	3284	.1	.7	149	1755	.2	.9	84	1193	.1	.6	111	1655	.2	.8	18	559		.4
SU '04	92	3671	.1	.9	187	1974	.3	1.2	68	1225	.1	.5	146	1944	.2	1.1	41	696	.1	.8
4-Book	92	3441	.1	.9	198	1930	.3	1.3	85	1189	.1	.6	135	1755	.2	1.0	43	726	.1	.9
SP '04	116	3979	.2	1.1	272	2260	.4	1.7	116	1289	.2	.8	143	1794	.2	1.1	35	891	.1	.7
KOST-FM																				
SP '05	353	7112	.6	3.4	472	2982	.7	3.0	551	3116	.9	3.7	481	3729	.8	3.7	181	2074	.3	3.8
WI '05	350	7276	.6	3.4	341	2828	.5	2.2	563	3342	.9	3.7	516	3767	.8	4.0	197	2202	.3	4.3
FA '04	420	7397	.7	4.0	462	3396	.7	2.9	769	3461	1.2	5.0	564	3975	.9	4.3	165	2528	.3	3.5
SU '04	313	6478	.5	3.0	354	2793	.6	2.3	483	3031	.8	3.3	392	3178	.6	3.1	184	2251	.3	3.4
4-Book	359	7066	.6	3.5	407	3000	.6	2.6	592	3238	1.0	3.9	488	3662	.8	3.8	182	2264	.3	3.8
SP '04	418	6919	.7	3.9	439	3156	.7	2.7	733	3373	1.2	4.9	533	3597	.8	4.2	223	2574	.4	4.5
KPVR-FM																				
SP '05	474	11008	.8	4.5	736	5759	1.2	4.6	522	5357	.8	3.5	664	6023	1.1	5.1	232	3118	.4	4.9
WI '05	530	12125	.8	5.1	716	5632	1.1	4.6	656	6038	1.0	4.3	736	7049	1.2	5.7	251	3764	.4	5.5
FA '04	557	11424	.9	5.3	802	5318	1.3	5.0	658	5648	1.0	4.3	773	6510	1.2	5.9	319	4092	.5	6.8
SU '04	542	11403	.9	5.1	730	5516	1.2	4.8	639	5789	1.0	4.3	660	6200	1.1	5.2	362	4373	.6	6.7
4-Book	526	11490	.9	5.0	746	5556	1.2	4.8	619	5708	1.0	4.1	708	6446	1.2	5.5	291	3837	.5	6.0
SP '04	564	11736	.9	5.3	836	6256	1.3	5.2	690	6301	1.1	4.6	760	6843	1.2	6.0	292	3845	.5	5.9

** Station(s) not reported this survey.

* Listener estimates adjusted for reported broadcast schedule.

+ Station(s) changed call letters - see Page 13.

4-Book: Avg. of current and previous 3 surveys.
2-Book: Avg. of most recent 2 surveys.

Target Listener Trends

Persons 18-49

	Monday-Sunday 6AM-MID				Monday-Friday 6AM-10AM				Monday-Friday 10AM-3PM				Monday-Friday 3PM-7PM				Monday-Friday 7PM-MID			
	AQH (00)	Cume (00)	AQH Rtg	AQH Shr	AQH (00)	Cume (00)	AQH Rtg	AQH Shr	AQH (00)	Cume (00)	AQH Rtg	AQH Shr	AQH (00)	Cume (00)	AQH Rtg	AQH Shr	AQH (00)	Cume (00)	AQH Rtg	AQH Shr
KRCD-FM																				
SP '05	172	2654	.3	1.6	201	965	.3	1.3	220	1260	.3	1.5	212	1346	.3	1.6	125	917	.2	2.6
WI '05	147	2666	.2	1.4	148	1005	.2	.9	162	1237	.3	1.1	192	1344	.3	1.5	147	997	.2	3.2
FA '04	228	2940	.4	2.2	218	1331	.3	1.4	335	1661	.5	2.2	245	1466	.4	1.9	183	1013	.3	3.9
SU '04	212	2718	.3	2.0	273	1138	.4	1.8	330	1588	.5	2.2	220	1450	.4	1.7	152	1070	.2	2.8
4-Book	190	2745	.3	1.8	210	1110	.3	1.4	262	1437	.4	1.8	217	1402	.4	1.7	152	999	.2	3.1
SP '04	203	2659	.3	1.9	227	1166	.4	1.4	318	1564	.5	2.1	218	1329	.3	1.7	129	899	.2	2.6
KRCV-FM																				
SP '05	111	1946	.2	1.1	146	771	.2	.9	167	1147	.3	1.1	111	831	.2	.9	81	589	.1	1.7
WI '05	148	2015	.2	1.4	236	1044	.4	1.5	185	1016	.3	1.2	153	1004	.2	1.2	88	709	.1	1.9
FA '04	127	1971	.2	1.2	143	869	.2	.9	208	1051	.3	1.4	154	947	.2	1.2	48	566	.1	1.0
SU '04	84	1534	.1	.8	88	615	.1	.6	78	585	.1	.5	84	685	.1	.7	95	614	.2	1.8
4-Book	118	1867	.2	1.1	153	825	.2	1.0	160	950	.3	1.1	126	867	.2	1.0	78	620	.1	1.6
SP '04	81	1144	.1	.8	76	548	.1	.5	99	636	.2	.7	114	611	.2	.9	56	397	.1	1.1
KRLA-AM																				
SP '05	26	615	.2	.2	35	274	.1	.2	67	342	.1	.5	25	233	.2	.2	10	140	.2	.2
WI '05	41	852	.1	.4	93	581	.1	.6	79	457	.1	.5	38	316	.1	.3	12	129	.2	.3
FA '04	45	943	.1	.4	94	520	.1	.6	92	588	.1	.6	53	500	.1	.4	11	168	.2	.2
SU '04	63	1046	.1	.6	113	627	.2	.7	137	625	.2	.9	69	399	.1	.5	15	215	.3	.3
4-Book	44	864	.1	.4	84	501	.1	.5	94	503	.1	.6	46	362	.1	.4	12	163	.3	.3
SP '04	79	1076	.1	.7	143	624	.2	.9	140	664	.2	.9	110	599	.2	.9	40	301	.1	.8
KRQQ-FM																				
SP '05	504	10757	.8	4.8	779	5419	1.2	4.9	642	5214	1.0	4.3	595	5810	.9	4.6	296	3810	.5	6.2
WI '05	534	10916	.8	5.1	943	5947	1.5	6.0	703	5267	1.1	4.6	668	5855	1.1	5.2	266	3247	.4	5.9
FA '04	527	10878	.8	5.0	958	5991	1.5	5.9	640	5238	1.0	4.2	604	5586	1.0	4.6	303	3718	.5	6.4
SU '04	540	11603	.9	5.1	882	6247	1.4	5.8	631	5676	1.0	4.2	662	6520	1.1	5.2	354	4311	.6	6.6
4-Book	526	11039	.8	5.0	891	5901	1.4	5.7	654	5349	1.0	4.3	632	5943	1.0	4.9	305	3772	.5	6.3
SP '04	586	11184	.9	5.5	947	6235	1.5	5.9	764	5609	1.2	5.1	655	6074	1.0	5.2	411	4266	.7	8.3
KRTH-FM																				
SP '05	188	5925	.3	1.8	184	2091	.3	1.2	283	2654	.4	1.9	261	2730	.4	2.0	116	1457	.2	2.4
WI '05	241	5962	.4	2.3	285	2330	.5	1.8	378	2666	.6	2.5	352	2987	.6	2.7	80	1275	.1	1.8
FA '04	219	6007	.3	2.1	301	2373	.5	1.9	303	2449	.5	2.0	255	2906	.4	2.0	104	1336	.2	2.2
SU '04	233	6715	.4	2.2	279	2529	.4	1.8	359	2978	.6	2.4	298	3280	.5	2.3	131	1803	.2	2.4
4-Book	220	6152	.4	2.1	262	2331	.4	1.7	331	2687	.5	2.2	292	2976	.5	2.3	108	1468	.2	2.2
SP '04	234	6433	.4	2.2	311	2668	.5	1.9	315	3056	.5	2.1	271	2860	.4	2.1	103	1459	.2	2.1
KSCA-FM																				
SP '05	571	6523	.9	5.5	1320	4607	2.1	8.3	716	3638	1.1	4.8	628	2985	1.0	4.8	121	1214	.2	2.6
WI '05	471	6140	.7	4.5	1126	3977	1.8	7.2	564	3289	.9	3.7	428	2484	.7	3.3	120	1105	.2	2.6
FA '04	434	5721	.7	4.1	1063	3669	1.7	6.6	590	3213	.9	3.9	323	2145	.5	2.5	103	1028	.2	2.2
SU '04	364	4669	.6	3.4	802	2841	1.3	5.2	520	2822	.8	3.5	230	1881	.4	1.8	91	1044	.1	1.7
4-Book	460	5763	.7	4.4	1078	3774	1.7	6.8	598	3241	.9	4.0	402	2374	.7	3.1	109	1098	.2	2.3
SP '04	261	4164	.4	2.5	591	2419	.9	3.7	341	2235	.5	2.3	185	1512	.3	1.5	69	790	.1	1.4
KSPN-AM																				
SP '05	50	1624	.1	.5	48	464	.1	.3	62	552	.1	.4	55	719	.1	.4	53	632	.1	1.1
WI '05	46	1237	.1	.4	62	572	.1	.4	86	617	.1	.6	70	778	.1	.5	13	224	.3	.3
FA '04	52	1789	.1	.5	52	563	.1	.3	58	504	.1	.4	108	1173	.2	.8	31	616	.7	.7
SU '04	55	1596	.1	.5	39	495	.1	.3	77	566	.1	.5	77	762	.1	.6	53	569	.1	1.0
4-Book	51	1562	.1	.5	50	524	.1	.3	71	560	.1	.5	78	858	.1	.6	38	510	.1	.8
SP '04	47	1422	.1	.4	40	402	.1	.2	66	543	.1	.4	99	790	.2	.8	17	298	.3	.3
KSSS-FM																				
SP '05	356	5889	.6	3.4	648	3257	1.0	4.1	484	3126	.8	3.3	377	2764	.6	2.9	124	1196	.2	2.6
WI '05	320	5352	.5	3.1	588	2939	.9	3.8	461	2968	.7	3.0	325	2508	.5	2.5	99	1379	.2	2.2
FA '04	358	5685	.6	3.4	666	3215	1.1	4.1	501	2920	.8	3.3	375	2878	.6	2.9	154	1701	.2	3.3
SU '04	353	5524	.6	3.3	623	3023	1.0	4.1	508	3027	.8	3.4	378	2771	.6	3.0	119	1555	.2	2.2
4-Book	347	5613	.6	3.3	631	3109	1.0	4.0	489	3010	.8	3.3	364	2730	.6	2.8	124	1458	.2	2.6
SP '04	341	5516	.5	3.2	678	3269	1.1	4.2	446	2875	.7	3.0	344	2551	.5	2.7	141	1382	.2	2.8

** Station(s) not reported this survey.

* Listener estimates adjusted for reported broadcast schedule.

+ Station(s) changed call letters - see Page 13.

4-Book: Avg. of current and previous 3 surveys.
2-Book: Avg. of most recent 2 surveys.

Target Listener Trends

Persons 18-49																				
Monday-Sunday 6AM-MID				Monday-Friday 6AM-10AM				Monday-Friday 10AM-3PM				Monday-Friday 3PM-7PM				Monday-Friday 7PM-MID				
AQH (00)	Cume (00)	AQH Rtg	AQH Shr	AQH (00)	Cume (00)	AQH Rtg	AQH Shr	AQH (00)	Cume (00)	AQH Rtg	AQH Shr	AQH (00)	Cume (00)	AQH Rtg	AQH Shr	AQH (00)	Cume (00)	AQH Rtg	AQH Shr	
+KTLK-AM																				
SP '05	42	842	.1	.4	59	498	.1	.4	65	532	.1	.4	76	480	.1	.6	18	212	.4	.4
WI '05	31	645	.1	.3	26	421	.1	.2	63	363	.1	.4	62	472	.1	.5	18	183	.4	.4
FA '04	37	948	.1	.3	31	303	.1	.2	89	519	.1	.6	50	449	.1	.4	9	153	.2	.2
SU '04	37	936	.1	.3	36	394	.1	.2	78	504	.1	.5	55	498	.1	.4	8	226	.1	.1
4-Book	37	843	.1	.3	38	404	.1	.3	74	480	.1	.5	61	475	.1	.5	13	194	.3	.3
SP '04	30	805	.1	.3	33	376	.1	.2	81	500	.1	.5	29	376	.1	.2	14	157	.3	.3
KTNQ-AM																				
SP '05	70	1317	.1	.7	78	343	.1	.5	123	757	.2	.8	123	565	.2	.9	30	200	.6	.6
WI '05	75	1273	.1	.7	69	419	.1	.4	176	948	.3	1.2	125	417	.2	1.0	8	139	.2	.2
FA '04	57	1188	.1	.5	55	301	.1	.3	123	592	.2	.8	88	498	.1	.7	9	174	.2	.2
SU '04	60	1239	.1	.6	69	437	.1	.5	108	589	.2	.7	92	394	.1	.7	25	233	.5	.5
4-Book	66	1254	.1	.6	68	375	.1	.4	133	722	.2	.9	107	469	.2	.8	18	187	.4	.4
SP '04	**	**	**	**	**	**	**	**	**	**	**	**	**	**	**	**	**	**	**	**
KTWV-FM																				
SP '05	281	4392	.4	2.7	393	2223	.6	2.5	502	2222	.8	3.4	319	2134	.5	2.4	122	1311	.2	2.6
WI '05	262	4325	.4	2.5	316	2188	.5	2.0	480	2185	.8	3.2	298	2282	.5	2.3	125	1429	.2	2.8
FA '04	260	4416	.4	2.5	295	1990	.5	1.8	409	2007	.6	2.7	338	2364	.5	2.6	142	1244	.2	3.0
SU '04	238	4293	.4	2.2	266	1884	.4	1.7	409	2027	.7	2.8	279	2034	.4	2.2	133	1132	.2	2.5
4-Book	260	4357	.4	2.5	318	2071	.5	2.0	450	2110	.7	3.0	309	2204	.5	2.4	131	1279	.2	2.7
SP '04	267	4349	.4	2.5	370	2074	.6	2.3	475	2280	.8	3.2	303	2267	.5	2.4	117	1240	.2	2.4
KWIZ-FM																				
SP '05	66	1167	.1	.6	68	469	.1	.4	83	672	.1	.6	89	616	.1	.7	41	356	.1	.9
WI '05	79	1673	.1	.8	95	511	.2	.6	126	873	.2	.8	92	792	.1	.7	34	349	.1	.8
FA '04	66	1221	.1	.6	62	499	.1	.4	98	729	.2	.6	87	635	.1	.7	38	316	.1	.8
SU '04	88	1390	.1	.8	101	643	.2	.7	147	746	.2	1.0	117	767	.2	.9	24	300	.4	.4
4-Book	75	1363	.1	.7	82	531	.2	.5	114	755	.2	.8	96	703	.1	.8	34	330	.1	.7
SP '04	49	1201	.1	.5	40	387	.1	.2	77	562	.1	.5	53	461	.1	.4	35	252	.1	.7
KWVE-FM																				
SP '05	39	862	.1	.4	74	399	.1	.5	45	352	.1	.3	51	367	.1	.4	17	213	.4	.4
WI '05	52	1014	.1	.5	81	599	.1	.5	87	447	.1	.6	69	433	.1	.5	5	130	.1	.1
FA '04	65	1345	.1	.6	123	746	.2	.8	76	627	.1	.5	75	540	.1	.6	35	343	.1	.7
SU '04	40	1034	.1	.4	57	536	.1	.4	45	409	.1	.3	50	548	.1	.4	33	377	.1	.6
4-Book	49	1064	.1	.5	84	570	.1	.6	63	459	.1	.4	61	472	.1	.5	23	266	.1	.5
SP '04	71	1278	.1	.7	134	771	.2	.8	96	583	.2	.6	87	712	.1	.7	22	294	.4	.4
KXOL-FM																				
SP '05	247	4235	.4	2.4	231	1616	.4	1.5	377	2130	.6	2.5	333	2198	.5	2.6	139	1382	.2	2.9
WI '05	257	4176	.4	2.5	299	1905	.5	1.9	418	2422	.7	2.8	297	2153	.5	2.3	97	1230	.2	2.1
FA '04	195	3673	.3	1.8	209	1526	.3	1.3	324	2179	.5	2.1	256	1791	.4	2.0	71	794	.1	1.5
SU '04	192	3086	.3	1.8	218	1393	.3	1.4	301	1690	.5	2.0	215	1591	.3	1.7	97	966	.2	1.8
4-Book	223	3793	.4	2.1	239	1610	.4	1.5	355	2105	.6	2.4	275	1933	.4	2.2	101	1093	.2	2.1
SP '04	187	3461	.3	1.8	278	1469	.4	1.7	239	1833	.4	1.6	193	1635	.3	1.5	70	967	.1	1.4
KYSR-FM																				
SP '05	239	7416	.4	2.3	385	3397	.6	2.4	313	3161	.5	2.1	329	3756	.5	2.5	97	1816	.2	2.0
WI '05	291	7896	.5	2.8	398	3449	.6	2.5	445	3491	.7	2.9	400	4130	.6	3.1	112	1935	.2	2.5
FA '04	257	7490	.4	2.4	470	3661	.7	2.9	333	3305	.5	2.2	346	3752	.5	2.6	97	1887	.2	2.1
SU '04	268	8211	.4	2.5	344	3425	.5	2.2	385	3972	.6	2.6	344	4105	.5	2.7	102	1928	.2	1.9
4-Book	264	7753	.4	2.5	399	3483	.6	2.5	369	3482	.6	2.5	355	3936	.5	2.7	102	1892	.2	2.1
SP '04	310	8024	.5	2.9	557	3612	.9	3.4	461	3841	.7	3.1	387	4133	.6	3.0	81	1854	.1	1.6
KZLA-FM																				
SP '05	169	3788	.3	1.6	219	1912	.3	1.4	239	1921	.4	1.6	260	2044	.4	2.0	62	1324	.1	1.3
WI '05	181	3821	.3	1.7	269	2159	.4	1.7	268	1984	.4	1.8	256	2475	.4	2.0	60	1065	.1	1.3
FA '04	180	3250	.3	1.7	261	1719	.4	1.6	322	1857	.5	2.1	243	1927	.4	1.9	52	784	.1	1.1
SU '04	193	3467	.3	1.8	267	1802	.4	1.7	257	1797	.4	1.7	263	2193	.4	2.1	80	984	.1	1.5
4-Book	181	3582	.3	1.7	254	1898	.4	1.6	272	1890	.4	1.8	256	2160	.4	2.0	64	1039	.1	1.3
SP '04	227	3723	.4	2.1	342	1901	.5	2.1	327	1983	.5	2.2	309	2322	.5	2.4	73	1243	.1	1.5

** Station(s) not reported this survey.

* Listener estimates adjusted for reported broadcast schedule.

+ Station(s) changed call letters - see Page 13.

4-Book: Avg. of current and previous 3 surveys.
2-Book: Avg. of most recent 2 surveys.

Target Listener Trends

Target Listener Trends - Persons 18-49

		Persons 18-49																			
		Monday-Sunday 6AM-MID				Monday-Friday 6AM-10AM				Monday-Friday 10AM-3PM				Monday-Friday 3PM-7PM				Monday-Friday 7PM-MID			
		AQH (00)	Cume (00)	AQH Rtg	AQH Shr	AQH (00)	Cume (00)	AQH Rtg	AQH Shr	AQH (00)	Cume (00)	AQH Rtg	AQH Shr	AQH (00)	Cume (00)	AQH Rtg	AQH Shr	AQH (00)	Cume (00)	AQH Rtg	AQH Shr
XTRA-AM																					
SP '05		25	495		.2	32	219	.1	.2	25	204		.2	41	352	.1	.3	20	109		.4
WI '05		17	649		.2	22	305		.1	30	309		.2	27	248		.2	4	70		.1
FA '04		38	1041	.1	.4	46	407	.1	.3	83	514	.1	.5	66	624	.1	.5	4	92		.1
SU '04		30	987		.3	32	428	.1	.2	43	436	.1	.3	60	447	.1	.5	12	172		.2
4-Book		28	793		.3	33	340	.1	.2	45	366	.1	.3	49	418	.1	.4	10	111		.2
SP '04		34	1091	.1	.3	51	366	.1	.3	69	476	.1	.5	47	542	.1	.4	3	84		.1
KGGI-FM																					
SP '05		43	1608	.1	.4	53	529	.1	.3	38	524	.1	.3	61	782	.1	.5	37	554	.1	.8
WI '05		57	2053	.1	.5	60	899	.1	.4	73	803	.1	.5	85	941	.1	.7	36	606	.1	.8
FA '04		30	1437		.3	42	595	.1	.3	42	602	.1	.3	26	526		.2	20	266		.4
SU '04		35	1770	.1	.3	31	504		.2	38	741	.1	.3	43	769	.1	.3	33	594	.1	.6
4-Book		41	1717	.1	.4	47	632	.1	.3	48	668	.1	.4	54	755	.1	.4	32	505	.1	.7
SP '04		43	1849	.1	.4	36	528	.1	.2	53	739	.1	.4	61	870	.1	.5	23	409		.5
KOLA-FM																					
SP '05		13	505		.1	16	190		.1	23	128		.2	15	246		.1	2	72		
WI '05		**	**	**	**	**	**	**	**	**	**	**	**	**	**	**	**	**	**	**	**
FA '04		**	**	**	**	**	**	**	**	**	**	**	**	**	**	**	**	**	**	**	**
SU '04		**	**	**	**	**	**	**	**	**	**	**	**	**	**	**	**	**	**	**	**
4-Book		**	**	**	**	**	**	**	**	**	**	**	**	**	**	**	**	**	**	**	**
SP '04		**	**	**	**	**	**	**	**	**	**	**	**	**	**	**	**	**	**	**	**
TOTALS																					
SP '05		10470	60547	16.6		15857	53011	25.1		14874	47866	23.6		13021	51119	20.6		4742	33256	7.5	
WI '05		10380	60991	16.4		15653	53206	24.8		15137	47696	24.0		12931	51742	20.5		4530	32344	7.2	
FA '04		10599	60947	16.8		16102	53172	25.5		15244	47808	24.1		13071	51724	20.7		4709	33185	7.5	
SU '04		10608	60011	16.9		15290	51426	24.3		14857	48561	23.7		12704	51313	20.2		5404	34664	8.6	
4-Book		10514	60624	16.7		15726	52704	24.9		15028	47983	23.9		12932	51475	20.5		4846	33362	7.7	
SP '04		10589	60295	16.9		16179	53089	25.8		15043	48105	24.0		12710	50898	20.2		4960	33945	7.9	

** Station(s) not reported this survey. * Listener estimates adjusted for reported broadcast schedule. + Station(s) changed call letters - see Page 13. 4-Book: Avg. of current and previous 3 surveys. 2-Book: Avg. of most recent 2 surveys.

Target Listener Estimates

Persons 18-49																				
Monday-Friday 6AM-7PM				Weekend 6AM-MID				Saturday 6AM-10AM				Saturday 10AM-3PM				Saturday 3PM-7PM				
AQH (00)	Cume (00)	AQH Rtg	AQH Shr	AQH (00)	Cume (00)	AQH Rtg	AQH Shr	AQH (00)	Cume (00)	AQH Rtg	AQH Shr	AQH (00)	Cume (00)	AQH Rtg	AQH Shr	AQH (00)	Cume (00)	AQH Rtg	AQH Shr	
KABC-AM																				
SP '05	81	1042	.1	.6	30	444	.4	35	91	.1	.4	61	148	.1	.5	49	163	.1	.6	
4-Book	170	1674	.3	1.2	32	571	.5	36	126	.1	.4	55	193	.1	.5	53	195	.1	.7	
KAZN-AM																				
SP '05	56	375	.1	.4	23	265	.3	28	70	.3	.3	35	128	.1	.3	27	41	.3	.3	
4-Book	**	**	**	**	**	**	**	**	**	**	**	**	**	**	**	**	**	**	**	
KBIG-FM																				
SP '05	316	4609	.5	2.2	146	2688	.2	2.1	88	281	.1	1.1	234	923	.4	1.9	195	734	.3	2.4
4-Book	379	4738	.6	2.6	161	2746	.3	2.3	123	462	.2	1.5	252	926	.4	2.1	229	810	.4	2.8
KBUA-FM																				
SP '05	123	933	.2	.8	56	624	.1	.8	120	362	.2	1.4	127	343	.2	1.0	56	150	.1	.7
4-Book	122	863	.2	.8	56	568	.1	.8	100	241	.2	1.2	96	256	.1	.8	56	168	.1	.7
KBUE-FM																				
SP '05	463	3982	.7	3.2	193	2527	.3	2.8	298	763	.5	3.6	470	1387	.7	3.8	245	682	.4	3.0
4-Book	475	4213	.7	3.3	253	2701	.4	3.6	321	854	.5	3.9	508	1387	.8	4.3	280	775	.4	3.4
KCBS-FM																				
SP '05	597	7238	.9	4.1	307	4417	.5	4.4	322	1090	.5	3.9	704	2287	1.1	5.8	348	1244	.6	4.3
4-Book	359	5547	.6	2.5	192	3287	.3	2.7	177	657	.3	2.2	406	1522	.6	3.4	235	842	.4	2.8
+KDAY-FM																				
SP '05	159	2950	.3	1.1	98	1705	.2	1.4	64	269	.1	.8	199	669	.3	1.6	144	516	.2	1.8
4-Book	180	2625	.3	1.2	116	1588	.2	1.7	104	361	.2	1.3	188	641	.3	1.6	155	498	.2	1.9
KDLD-FM																				
SP '05	132	1635	.2	.9	49	729	.1	.7	63	194	.1	.8	81	280	.1	.7	77	260	.1	.9
4-Book	89	1208	.1	.6	41	709	.1	.6	46	166	.1	.6	60	248	.1	.5	63	230	.1	.8
KDLE-FM																				
SP '05	83	1111	.1	.6	28	602	.1	.4	29	100	.3	.3	46	231	.1	.4	33	186	.1	.4
4-Book	76	1039	.1	.6	34	570	.1	.5	25	85	.3	.3	65	232	.1	.6	40	166	.1	.5
KEBN-FM																				
SP '05	94	768	.1	.6	34	375	.1	.5	62	153	.1	.7	73	213	.1	.6	30	123	.4	.4
4-Book	**	**	**	**	**	**	**	**	**	**	**	**	**	**	**	**	**	**	**	
KFI -AM																				
SP '05	352	3221	.6	2.4	63	1159	.1	.9	86	399	.1	1.0	101	376	.2	.8	33	172	.1	.4
4-Book	423	3846	.7	2.9	87	1409	.2	1.3	182	530	.3	2.2	126	470	.2	1.1	50	193	.1	.6
KFSH-FM																				
SP '05	114	1383	.2	.8	57	914	.1	.8	87	339	.1	1.0	88	370	.1	.7	87	279	.1	1.1
4-Book	131	1535	.2	.9	71	1093	.1	1.0	65	275	.1	.8	120	462	.2	1.0	91	300	.1	1.1
KFWB-AM																				
SP '05	144	3117	.2	1.0	52	1349	.1	.7	105	533	.2	1.3	72	394	.1	.6	28	155	.3	.3
4-Book	134	3015	.2	.9	49	1223	.1	.7	66	343	.1	.8	76	373	.1	.7	43	238	.5	.5
KHHT-FM																				
SP '05	440	5240	.7	3.0	301	3420	.5	4.3	300	897	.5	3.6	504	1335	.8	4.1	302	876	.5	3.7
4-Book	404	5027	.7	2.8	274	3311	.5	3.9	215	707	.3	2.6	356	1175	.6	3.0	261	829	.4	3.2
KHJ -AM																				
SP '05	80	934	.1	.5	44	493	.1	.6	74	122	.1	.9	90	245	.1	.7	71	145	.1	.9
4-Book	79	930	.1	.5	37	498	.1	.5	70	153	.1	.8	74	231	.1	.6	43	112	.1	.5
KIIS-FM																				
SP '05	663	10973	1.1	4.5	367	6385	.6	5.3	354	1428	.6	4.3	699	2800	1.1	5.7	397	1631	.6	4.9
4-Book	610	10203	1.0	4.2	350	6155	.6	5.0	338	1300	.6	4.1	596	2486	1.0	5.0	424	1655	.7	5.1
KVVS-FM																				
SP '05	12	275	.1	.1	10	175	.1	.1	11	24	.1	.1	20	64	.2	.2	22	72	.3	.3
4-Book	20	282	.2	.2	13	155	.2	.2	17	58	.2	.2	17	59	.2	.2	17	52	.2	.2

** Station(s) not reported this survey.

* Listener estimates adjusted for reported broadcast schedule.

+ Station(s) changed call letters - see Page 13.

4-Book: Avg. of current and previous 3 surveys.
2-Book: Avg. of most recent 2 surveys.

Target Listener Estimates

Target Listener Estimates - Persons 18-49

	Persons 18-49																			
	Monday-Friday 6AM-7PM				Weekend 6AM-MID				Saturday 6AM-10AM				Saturday 10AM-3PM				Saturday 3PM-7PM			
	AQH (00)	Cume (00)	AQH Rtg	AQH Shr	AQH (00)	Cume (00)	AQH Rtg	AQH Shr	AQH (00)	Cume (00)	AQH Rtg	AQH Shr	AQH (00)	Cume (00)	AQH Rtg	AQH Shr	AQH (00)	Cume (00)	AQH Rtg	AQH Shr
KJLH-FM																				
SP '05	168	1674	.3	1.2	147	1785	.2	2.1	47	195	.1	.6	203	594	.3	1.7	122	309	.2	1.5
4-Book	198	2046	.3	1.4	172	1776	.3	2.4	116	354	.2	1.4	201	551	.3	1.7	139	409	.2	1.7
KKBT-FM																				
SP '05	465	6810	.7	3.2	264	3716	.4	3.8	209	715	.3	2.5	452	1648	.7	3.7	318	1107	.5	3.9
4-Book	453	7005	.7	3.1	245	3880	.4	3.5	235	787	.4	2.9	374	1507	.6	3.1	311	1095	.5	3.8
KKLA-FM																				
SP '05	54	848	.1	.4	12	243	.2	.6	6	42	.1	.1	24	98	.2	.2	10	42	.1	.1
4-Book	66	913	.1	.5	18	331	.3	.3	18	85	.2	.2	23	105	.2	.2	15	57	.1	.2
KLAC-AM																				
SP '05	83	1144	.1	.6	17	312	.2	.2	17	56	.2	.2	13	104	.1	.1	36	125	.1	.4
4-Book	63	832	.1	.5	14	290	.2	.2	12	39	.2	.2	17	83	.2	.2	24	86	.1	.3
KLAX-FM																				
SP '05	700	5555	1.1	4.8	387	3752	.6	5.5	850	1683	1.3	10.2	652	1643	1.0	5.3	365	952	.6	4.5
4-Book	701	5739	1.1	4.8	359	3788	.6	5.0	788	1587	1.3	9.5	571	1586	.9	4.8	340	966	.6	4.1
KLOS-FM																				
SP '05	382	5334	.6	2.6	151	2651	.2	2.2	153	624	.2	1.8	272	1102	.4	2.2	165	660	.3	2.0
4-Book	382	5326	.6	2.6	158	2717	.2	2.2	188	655	.3	2.2	292	1120	.5	2.5	217	767	.4	2.6
KLXS-FM																				
SP '05	588	4494	.9	4.0	40	729	.1	.6	44	98	.1	.5	78	233	.1	.6	41	146	.1	.5
4-Book	655	4807	1.0	4.5	64	1016	.1	.9	81	222	.2	1.0	77	269	.1	.7	62	192	.1	.8
KLTX-AM																				
SP '05	65	475	.1	.4	32	382	.1	.5	101	203	.2	1.2	17	73	.1	.1	18	70	.1	.2
4-Book	106	620	.2	.7	52	450	.1	.7	96	234	.2	1.2	80	198	.1	.7	52	132	.1	.6
KLVE-FM																				
SP '05	624	6249	1.0	4.3	355	4050	.6	5.1	357	1033	.6	4.3	559	1550	.9	4.6	386	1110	.6	4.7
4-Book	635	6558	1.0	4.4	380	4217	.6	5.4	412	1232	.7	5.0	632	1620	1.0	5.3	404	1135	.7	4.9
KLYY-FM																				
SP '05	348	3415	.6	2.4	154	1868	.2	2.2	143	348	.2	1.7	272	608	.4	2.2	214	497	.3	2.6
4-Book	301	3096	.5	2.1	159	1861	.2	2.3	173	464	.3	2.1	288	736	.5	2.4	204	546	.3	2.4
KMXE-AM																				
SP '05	113	672	.2	.8	25	271	.4	.4	11	28	.1	.1	31	74	.3	.3	9	54	.1	.1
4-Book	**	**	**	**	**	**	**	**	**	**	**	**	**	**	**	**	**	**	**	**
KMZT-FM																				
SP '05	80	1646	.1	.5	68	1132	.1	1.0	67	248	.1	.8	90	359	.1	.7	74	289	.1	.9
4-Book	88	1591	.1	.6	53	1038	.1	.8	46	199	.1	.6	76	322	.1	.6	64	249	.1	.8
KNX -AM																				
SP '05	129	2845	.2	.9	39	1188	.1	.6	76	421	.1	.9	51	427	.1	.4	46	227	.1	.6
4-Book	135	3038	.2	1.0	47	1155	.1	.7	73	355	.1	.9	76	382	.1	.6	60	302	.1	.7
KOST-FM																				
SP '05	505	5614	.8	3.5	197	3198	.3	2.8	170	681	.3	2.0	341	1162	.5	2.8	232	786	.4	2.8
4-Book	503	5609	.8	3.5	222	3185	.4	3.2	208	726	.4	2.5	396	1268	.6	3.3	280	965	.4	3.4
KPWR-FM																				
SP '05	632	9653	1.0	4.3	359	5803	.6	5.1	356	1414	.6	4.3	643	2416	1.0	5.3	582	2003	.9	7.1
4-Book	686	9898	1.1	4.7	401	6073	.7	5.7	398	1415	.6	4.8	713	2576	1.2	6.0	577	2041	.9	6.9
KRCB-FM																				
SP '05	212	2138	.3	1.5	133	1495	.2	1.9	155	402	.2	1.9	239	604	.4	2.0	166	419	.3	2.0
4-Book	232	2231	.4	1.6	139	1468	.2	2.0	176	425	.3	2.1	221	521	.4	1.9	173	432	.3	2.1
KRCV-FM																				
SP '05	143	1588	.2	1.0	75	1012	.1	1.1	130	323	.2	1.6	146	382	.2	1.2	69	262	.1	.8
4-Book	147	1503	.2	1.0	92	990	.2	1.3	120	298	.2	1.5	158	441	.3	1.3	86	251	.2	1.0

** Station(s) not reported this survey. * Listener estimates adjusted for reported broadcast schedule. + Station(s) changed call letters - see Page 13. 4-Book: Avg. of current and previous 3 surveys. 2-Book: Avg. of most recent 2 surveys.

Target Listener Estimates

		Persons 18-49																			
		Monday-Friday 6AM-7PM				Weekend 6AM-MID				Saturday 6AM-10AM				Saturday 10AM-3PM				Saturday 3PM-7PM			
		AQH (00)	Cume (00)	AQH Rtg	AQH Shr	AQH (00)	Cume (00)	AQH Rtg	AQH Shr	AQH (00)	Cume (00)	AQH Rtg	AQH Shr	AQH (00)	Cume (00)	AQH Rtg	AQH Shr	AQH (00)	Cume (00)	AQH Rtg	AQH Shr
KRLA-AM																					
SP '05		44	525	.1	.3	4	74		.1	7	31		.1	15	60		.1	2	15		
4-Book		76	756	.1	.5	7	149		.1	12	53		.2	20	60		.2	5	31		.1
KROQ-FM																					
SP '05		670	9264	1.1	4.6	348	5601	.6	5.0	249	1059	.4	3.0	678	2455	1.1	5.5	442	1792	.7	5.4
4-Book		720	9635	1.2	4.9	329	5407	.6	4.7	279	1124	.5	3.4	596	2324	1.0	5.0	406	1637	.7	4.9
KRTH-FM																					
SP '05		246	4574	.4	1.7	134	2490	.2	1.9	158	620	.3	1.9	282	1103	.4	2.3	173	592	.3	2.1
4-Book		298	4891	.5	2.0	158	2701	.3	2.3	176	583	.3	2.1	280	1030	.4	2.4	216	746	.4	2.6
KSCA-FM																					
SP '05		875	5911	1.4	6.0	335	3462	.5	4.8	967	1973	1.5	11.6	565	1477	.9	4.6	305	816	.5	3.7
4-Book		686	5088	1.1	4.7	298	3074	.5	4.2	816	1616	1.3	9.8	490	1356	.8	4.1	270	711	.4	3.3
KSPN-AM																					
SP '05		56	1217	.1	.4	37	611	.1	.5	23	78		.3	59	163	.1	.5	45	157	.1	.6
4-Book		67	1266	.1	.5	31	568	.1	.5	17	86		.2	59	210	.1	.5	32	130	.1	.4
KSSE-FM																					
SP '05		501	5094	.8	3.4	255	2947	.4	3.7	289	754	.5	3.5	453	1319	.7	3.7	351	1050	.6	4.3
4-Book		494	4902	.8	3.4	236	2940	.4	3.4	296	773	.5	3.6	443	1282	.7	3.7	294	897	.5	3.5
+KTLK-AM																					
SP '05		67	770	.1	.5	13	317		.2	8	40		.1	20	121		.2	15	68		.2
4-Book		59	738	.1	.4	14	295		.2	13	55		.2	26	108		.2	29	94		.4
KTNQ-AM																					
SP '05		109	1140	.2	.7	28	421		.4	36	89	.1	.4	48	160	.1	.4	53	90	.1	.6
4-Book		105	1072	.2	.7	29	393		.4	41	114	.1	.5	43	124	.1	.4	42	88	.1	.5
KTWV-FM																					
SP '05		412	3567	.7	2.8	154	2194	.2	2.2	217	547	.3	2.6	232	724	.4	1.9	194	573	.3	2.4
4-Book		366	3565	.6	2.5	160	2089	.2	2.3	176	565	.3	2.1	277	832	.5	2.3	195	615	.3	2.4
KWIZ-FM																					
SP '05		80	952	.1	.5	58	595	.1	.8	28	100		.3	67	138	.1	.5	76	193	.1	.9
4-Book		99	1122	.2	.7	61	733	.1	.9	70	197	.1	.8	97	246	.2	.8	73	195	.1	.9
KWVE-FM																					
SP '05		56	700	.1	.4	23	397		.3	38	116	.1	.5	38	125	.1	.3	27	120		.3
4-Book		69	892	.1	.5	31	491	.1	.4	50	144	.1	.6	48	142	.1	.4	29	91		.3
KXOL-FM																					
SP '05		319	3355	.5	2.2	193	2378	.3	2.8	164	598	.3	2.0	354	906	.6	2.9	210	631	.3	2.6
4-Book		295	3182	.5	2.0	177	2018	.3	2.5	178	518	.3	2.2	336	800	.6	2.8	214	562	.4	2.6
KYSR-FM																					
SP '05		340	6267	.5	2.3	156	2991	.2	2.2	88	433	.1	1.1	264	1290	.4	2.2	185	842	.3	2.3
4-Book		374	6560	.6	2.6	177	3534	.3	2.5	127	641	.2	1.5	308	1446	.5	2.6	223	921	.4	2.7
KZLA-FM																					
SP '05		239	3275	.4	1.6	117	1931	.2	1.7	134	670	.2	1.6	233	929	.4	1.9	167	575	.3	2.0
4-Book		261	3133	.4	1.8	118	1913	.2	1.7	108	535	.2	1.3	219	885	.4	1.8	158	572	.3	1.9
XTRA-AM																					
SP '05		32	468	.1	.2	15	222		.2	13	69		.2	23	89		.2	18	18		.2
4-Book		43	695	.1	.3	12	253		.2	14	69		.2	23	102		.2	17	53		.2
KGCI-FM																					
SP '05		50	1236	.1	.3	37	703	.1	.5	50	136	.1	.6	32	227	.1	.3	61	243	.1	.7
4-Book		49	1362	.1	.3	34	729	.1	.5	33	135	.1	.4	48	273	.1	.4	50	217	.1	.6
KOLA-FM																					
SP '05		18	378		.1	10	220		.1	5	13		.1	8	78		.1	10	61		.1
4-Book		**	**	**	**	**	**	**	**	**	**	**	**	**	**	**	**	**	**	**	**
TOTALS																					
SP '05		14606	59795	23.1		6976	47882	11.1		8325	21956	13.2		12231	30338	19.4		8157	21640	12.9	
4-Book		14598	59810	23.2		7073	48179	11.2		8329	21884	13.2		11885	29972	18.9		8327	22296	13.2	

** Station(s) not reported this survey.

* Listener estimates adjusted for reported broadcast schedule.

+ Station(s) changed call letters - see Page 13.

4-Book: Avg. of current and previous 3 surveys.
2-Book: Avg. of most recent 2 surveys.

Target Listener Estimates

Persons 18-49																						
Saturday 7PM-MID				Sunday 6AM-10AM				Sunday 10AM-3PM				Sunday 3PM-7PM				Sunday 7PM-MID						
AQH (00)	Cume (00)	AQH Rtg	AQH Shr	AQH (00)	Cume (00)	AQH Rtg	AQH Shr	AQH (00)	Cume (00)	AQH Rtg	AQH Shr	AQH (00)	Cume (00)	AQH Rtg	AQH Shr	AQH (00)	Cume (00)	AQH Rtg	AQH Shr			
KABC-AM																						
SP '05	14	100		.3	24	89		.5	29	109		.4	29	98		.5	3	14		.1		
4-Book	14	83		.3	18	80		.4	38	166		.1	.5	31	137		.1	.5	13	68		.3
KAZN-AM																						
SP '05	4	19		.1	21	52		.5	31	115		.4	39	113		.1	.6	4	19		.1	
4-Book	**	**	**	**	**	**	**	**	**	**	**	**	**	**	**	**	**	**	**	**	**	
KBIG-FM																						
SP '05	224	781	.4	4.9	28	177		.6	181	725	.3	2.3	151	497	.2	2.4	43	289	.1	1.2		
4-Book	212	655	.4	4.5	61	271	.1	1.3	179	743	.3	2.2	148	546	.2	2.3	69	317	.1	1.8		
KBUA-FM																						
SP '05	12	72		.3	34	69	.1	.8	50	167	.1	.6	26	55		.4	23	74		.7		
4-Book	25	95		.5	47	121	.1	1.0	67	185	.1	.8	37	104	.1	.6	26	79		.7		
KBUE-FM																						
SP '05	95	486	.2	2.1	94	343	.1	2.1	142	536	.2	1.8	111	418	.2	1.7	87	276	.1	2.5		
4-Book	136	473	.2	2.8	139	405	.2	2.9	284	790	.5	3.5	232	610	.4	3.6	114	343	.2	3.0		
KCBS-FM																						
SP '05	159	913	.3	3.5	180	784	.3	4.0	356	1555	.6	4.4	262	975	.4	4.1	99	415	.2	2.8		
4-Book	111	556	.2	2.3	87	409	.2	1.9	231	1018	.4	2.8	203	762	.3	3.1	71	339	.1	1.9		
+KDAY-FM																						
SP '05	80	375	.1	1.8	48	160	.1	1.1	128	441	.2	1.6	96	398	.2	1.5	19	134		.5		
4-Book	98	368	.2	2.1	72	216	.1	1.5	132	449	.2	1.6	121	379	.2	1.8	52	190	.1	1.4		
KDLD-FM																						
SP '05	19	81		.4	10	52		.2	66	259	.1	.8	54	151	.1	.8	22	152		.6		
4-Book	34	138	.1	.7	12	61		.2	47	224	.1	.6	41	166	.1	.6	22	113		.6		
KDLE-FM																						
SP '05	21	98		.5	5	36		.1	33	227	.1	.4	45	189	.1	.7	15	55		.4		
4-Book	13	81		.3	10	52		.2	56	207	.1	.7	44	154	.1	.7	14	55		.4		
KEBN-FM																						
SP '05	14	61		.3	23	89		.5	41	124	.1	.5	22	78		.3	8	32		.2		
4-Book	**	**	**	**	**	**	**	**	**	**	**	**	**	**	**	**	**	**	**	**		
KFI -AM																						
SP '05	31	192		.7	87	280	.1	1.9	54	229	.1	.7	45	179	.1	.7	66	249	.1	1.9		
4-Book	59	262	.1	1.2	92	315	.1	1.9	68	289	.1	.8	43	177	.1	.7	82	278	.1	2.2		
KFSH-FM																						
SP '05	21	208		.5	57	326	.1	1.3	69	461	.1	.9	43	239	.1	.7	15	76		.4		
4-Book	30	194		.6	85	457	.1	1.8	95	563	.2	1.2	65	260	.1	1.0	22	130		.6		
KFVB-AM																						
SP '05	30	135		.7	43	211	.1	1.0	67	323	.1	.8	71	361	.1	1.1	11	85		.3		
4-Book	33	179		.7	46	212	.1	1.0	59	313	.1	.7	54	260	.1	.8	17	112		.5		
KHHT-FM																						
SP '05	235	739	.4	5.1	154	468	.2	3.4	239	814	.4	3.0	256	766	.4	4.0	380	871	.6	10.9		
4-Book	241	766	.4	5.0	137	464	.2	2.9	225	796	.4	2.8	274	861	.4	4.3	439	951	.7	11.6		
KHJ -AM																						
SP '05	5	40		.1	40	69	.1	.9	35	94	.1	.4	34	60	.1	.5	9	25		.3		
4-Book	16	64		.3	31	87	.1	.6	33	105	.1	.4	17	49		.3	12	50		.3		
KIIS-FM																						
SP '05	246	1043	.4	5.4	222	989	.4	4.9	467	2024	.7	5.8	380	1386	.6	5.9	146	800	.2	4.2		
4-Book	280	1158	.5	5.9	219	897	.4	4.6	439	1957	.7	5.4	325	1237	.5	5.1	160	725	.2	4.3		
KVVS-FM																						
SP '05	16	39		.4	2	12		.1	5	52		.1	1	11		.2	8	25		.2		
4-Book	16	40		.4	2	12		.2	13	46		.2	13	33		.2	8	25		.2		

Target Listener Estimates - Persons 18-49

** Station(s) not reported this survey.

* Listener estimates adjusted for reported broadcast schedule.

+ Station(s) changed call letters - see Page 13.

4-Book: Avg. of current and previous 3 surveys.
2-Book: Avg. of most recent 2 surveys.

Target Listener Estimates

Persons 18-49																				
Saturday 7PM-MID				Sunday 6AM-10AM				Sunday 10AM-3PM				Sunday 3PM-7PM				Sunday 7PM-MID				
AQH (00)	Cume (00)	AQH Rtg	AQH Shr	AQH (00)	Cume (00)	AQH Rtg	AQH Shr	AQH (00)	Cume (00)	AQH Rtg	AQH Shr	AQH (00)	Cume (00)	AQH Rtg	AQH Shr	AQH (00)	Cume (00)	AQH Rtg	AQH Shr	
KJLH-FM																				
SP '05	64	218	.1	1.4	170	546	.3	3.8	262	870	.4	3.3	218	548	.3	3.4	82	269	.1	2.4
4-Book	102	326	.2	2.1	201	523	.3	4.2	304	903	.5	3.7	221	531	.4	3.4	88	279	.2	2.4
KKBT-FM																				
SP '05	219	875	.3	4.8	210	565	.3	4.6	248	999	.4	3.1	269	984	.4	4.2	176	708	.3	5.1
4-Book	198	827	.3	4.2	193	593	.3	4.0	253	1049	.4	3.1	240	826	.4	3.7	156	623	.3	4.2
KKLA-FM																				
SP '05	1	15			17	94		.4	20	112		.2	2	13			14	78		.4
4-Book	9	49		.2	28	127	.1	.6	25	121	.1	.3	11	44		.2	12	59		.3
KLAC-AM																				
SP '05	8	58		.2	6	30		.1	21	100		.3	31	141		.5	8	43		.2
4-Book	7	49		.2	9	34		.2	19	77		.3	15	68		.2	10	37		.3
KLAX-FM																				
SP '05	209	621	.3	4.6	162	534	.3	3.6	425	1084	.7	5.3	319	809	.5	5.0	146	582	.2	4.2
4-Book	160	508	.3	3.4	299	707	.5	6.2	363	1065	.6	4.4	269	713	.4	4.2	133	451	.2	3.6
KLOS-FM																				
SP '05	70	232	.1	1.5	78	326	.1	1.7	216	691	.3	2.7	162	560	.3	2.5	81	319	.1	2.3
4-Book	86	372	.1	1.8	80	327	.1	1.7	177	747	.3	2.2	157	559	.3	2.4	66	304	.1	1.8
KLSX-FM																				
SP '05	10	50		.2	64	260	.1	1.4	48	252	.1	.6	27	133		.4	8	40		.2
4-Book	31	110	.1	.7	95	274	.2	2.0	84	314	.2	1.0	61	195	.1	.9	31	118	.1	.8
KLTX-AM																				
SP '05	12	70		.3	67	171	.1	1.5	27	105		.3	24	75		.4	8	44		.2
4-Book	20	75		.4	85	206	.1	1.8	50	169	.1	.6	30	66		.5	11	44		.3
KLVE-FM																				
SP '05	275	855	.4	6.0	256	736	.4	5.7	538	1493	.9	6.7	246	677	.4	3.8	190	643	.3	5.5
4-Book	292	918	.5	6.1	298	816	.5	6.3	479	1358	.8	5.9	294	777	.5	4.6	208	701	.3	5.6
KLYY-FM																				
SP '05	76	306	.1	1.7	135	366	.2	3.0	217	476	.3	2.7	135	338	.2	2.1	41	255	.1	1.2
4-Book	96	309	.2	2.0	100	325	.2	2.1	212	545	.3	2.6	149	408	.2	2.3	47	195	.1	1.3
KMXE-AM																				
SP '05	46	102	.1	1.0	12	30		.3	14	80		.2	26	51		.4	39	88	.1	1.1
4-Book	**	**	**	**	**	**	**	**	**	**	**	**	**	**	**	**	**	**	**	**
KMZT-FM																				
SP '05	36	201	.1	.8	63	249	.1	1.4	99	355	.2	1.2	63	173	.1	1.0	47	230	.1	1.4
4-Book	44	181	.1	.9	41	184	.1	.9	60	306	.1	.7	49	181	.1	.8	38	166	.1	1.0
KNX -AM																				
SP '05	15	116		.3	46	235	.1	1.0	36	187	.1	.4	21	165		.3	30	160		.9
4-Book	19	100		.4	45	227	.1	.9	51	250	.1	.6	33	187	.1	.5	24	135		.6
KOST-FM																				
SP '05	164	728	.3	3.6	125	460	.2	2.8	190	708	.3	2.4	190	670	.3	3.0	148	516	.2	4.3
4-Book	169	678	.3	3.6	124	478	.2	2.6	257	920	.4	3.2	202	672	.3	3.2	124	549	.2	3.4
KPWR-FM																				
SP '05	306	1301	.5	6.7	131	525	.2	2.9	320	1477	.5	4.0	323	1147	.5	5.1	203	709	.3	5.8
4-Book	359	1431	.6	7.5	183	713	.3	3.8	376	1564	.6	4.6	361	1314	.6	5.6	225	825	.4	5.9
KRCD-FM																				
SP '05	92	329	.1	2.0	75	230	.1	1.7	119	316	.2	1.5	109	402	.2	1.7	102	314	.2	2.9
4-Book	112	359	.2	2.4	83	233	.1	1.7	140	397	.2	1.7	121	323	.2	1.9	91	279	.2	2.5
KRCV-FM																				
SP '05	45	178	.1	1.0	63	249	.1	1.4	96	351	.2	1.2	25	146		.4	23	91		.7
4-Book	64	200	.1	1.4	51	158	.1	1.1	95	285	.2	1.2	85	235	.2	1.3	69	186	.1	1.8

** Station(s) not reported this survey.

* Listener estimates adjusted for reported broadcast schedule.

+ Station(s) changed call letters - see Page 13.

4-Book: Avg. of current and previous 3 surveys.
2-Book: Avg. of most recent 2 surveys.

Target Listener Estimates

Target Listener Estimates - Persons 18-49

		Persons 18-49																				
		Saturday 7PM-MID				Sunday 6AM-10AM				Sunday 10AM-3PM				Sunday 3PM-7PM				Sunday 7PM-MID				
		AQH (00)	Cume (00)	AQH Rtg	AQH Shr	AQH (00)	Cume (00)	AQH Rtg	AQH Shr	AQH (00)	Cume (00)	AQH Rtg	AQH Shr	AQH (00)	Cume (00)	AQH Rtg	AQH Shr	AQH (00)	Cume (00)	AQH Rtg	AQH Shr	
KRLA-AM	SP '05					3	16		.1									3	15		.1	
	4-Book	8	30		.2	4	8		.1	3	17				4			6	25		.2	
KROQ-FM	SP '05	271	1174	.4	5.9	142	613	.2	3.1	411	1785	.7	5.1	314	1337	.5	4.9	228	1042	.4	6.6	
	4-Book	249	1131	.4	5.2	159	645	.3	3.4	388	1565	.6	4.7	305	1206	.5	4.7	216	966	.3	5.8	
KRTH-FM	SP '05	85	353	.1	1.9	85	309	.1	1.9	138	590	.2	1.7	98	358	.2	1.5	48	173	.1	1.4	
	4-Book	87	391	.2	1.8	98	376	.1	2.0	209	797	.4	2.6	134	476	.2	2.1	65	305	.1	1.8	
KSCA-FM	SP '05	112	452	.2	2.5	301	765	.5	6.7	254	749	.4	3.2	196	555	.3	3.1	63	212	.1	1.8	
	4-Book	103	358	.2	2.2	268	685	.5	5.7	254	736	.4	3.1	166	425	.3	2.6	80	277	.2	2.1	
KSPN-AM	SP '05	40	100	.1	.9	13	68		.3	48	276	.1	.6	40	101	.1	.6	22	62		.6	
	4-Book	26	98	.1	.6	15	67		.3	41	175	.1	.5	38	127	.1	.6	17	80		.5	
KSSE-FM	SP '05	98	341	.2	2.1	169	433	.3	3.7	355	984	.6	4.4	248	658	.4	3.9	86	342	.1	2.5	
	4-Book	132	484	.2	2.8	141	408	.2	2.9	282	899	.5	3.5	194	555	.3	3.0	105	381	.2	2.9	
+KTLK-AM	SP '05	15	111		.3	6	32		.1	5	27		.1	18	90		.3	17	66		.5	
	4-Book	5	39		.1	6	40		.1	13	49		.2	13	61		.2	7	30		.2	
KTNQ-AM	SP '05	29	104		.6	7				13	30		.2	34	87		.5	10	46		.3	
	4-Book	17	63		.4	18	52		.4	30	83		.4	26	61		.4	12	50		.3	
KTWV-FM	SP '05	127	378	.2	2.8	91	312	.1	2.0	141	577	.2	1.8	160	466	.3	2.5	80	268	.1	2.3	
	4-Book	128	448	.2	2.7	92	322	.1	1.9	182	628	.3	2.2	145	438	.3	2.3	80	303	.1	2.1	
KWIZ-FM	SP '05	33	104	.1	.7	67	133	.1	1.5	82	233	.1	1.0	67	169	.1	1.0	47	159	.1	1.4	
	4-Book	36	133	.1	.8	52	161	.1	1.1	68	224	.1	.8	58	177	.1	.9	33	111	.1	.9	
KWVE-FM	SP '05	12	57		.3	26	111		.6	24	98		.3	20	99		.3	3	35		.1	
	4-Book	17	66		.4	29	116		.6	43	176		.5	20	80		.3	13	52		.4	
KXOL-FM	SP '05	204	698	.3	4.5	74	272	.1	1.6	195	556	.3	2.4	217	619	.3	3.4	105	452	.2	3.0	
	4-Book	117	422	.2	2.5	104	351	.2	2.2	201	554	.3	2.5	167	429	.3	2.6	91	347	.2	2.4	
KYSR-FM	SP '05	171	613	.3	3.7	85	357	.1	1.9	229	1111	.4	2.8	139	631	.2	2.2	62	315	.1	1.8	
	4-Book	135	597	.2	2.9	92	433	.1	1.9	247	1212	.4	3.0	184	791	.3	2.9	84	424	.2	2.2	
KZLA-FM	SP '05	30	162		.7	58	365	.1	1.3	153	679	.2	1.9	131	496	.2	2.1	36	279	.1	1.0	
	4-Book	60	249	.1	1.3	78	407	.1	1.7	160	664	.3	1.9	118	444	.2	1.8	39	223	.1	1.0	
XTRA-AM	SP '05	20	40		.4	4	40		.1	12	51		.1	17	74		.3	9	26		.3	
	4-Book	11	46		.2	7	42		.2	12	58		.1	9	44		.2	4	13		.1	
KGGI-FM	SP '05	33	188	.1	.7	9	12		.2	33	168	.1	.4	39	138	.1	.6	40	111	.1	1.2	
	4-Book	24	133		.5	13	50		.3	27	141	.1	.3	34	139	.1	.5	43	120	.1	1.2	
KOLA-FM	SP '05	8	62		.2	16	37		.4	22	115		.3	5	42		.1	2	25		.1	
	4-Book	**	**	**	**	**	**	**	**	**	**	**	**	**	**	**	**	**	**	**	**	**
TOTALS	SP '05	4566	15252	7.2		4520	14017	7.2		8038	22312	12.7		6390	17440	10.1		3477	11432	5.5		
	4-Book	4764	15294	7.6		4787	14381	7.6		8202	23039	13.0		6462	17435	10.3		3747	11755	6.0		

** Station(s) not reported this survey.

* Listener estimates adjusted for reported broadcast schedule.

+ Station(s) changed call letters - see Page 13.

4-Book: Avg. of current and previous 3 surveys.
2-Book: Avg. of most recent 2 surveys.

Target Listener Trends

Persons 25-49																				
Monday-Sunday 6AM-MID				Monday-Friday 6AM-10AM				Monday-Friday 10AM-3PM				Monday-Friday 3PM-7PM				Monday-Friday 7PM-MID				
AQH (00)	Cume (00)	AQH Rtg	AQH Shr	AQH (00)	Cume (00)	AQH Rtg	AQH Shr	AQH (00)	Cume (00)	AQH Rtg	AQH Shr	AQH (00)	Cume (00)	AQH Rtg	AQH Shr	AQH (00)	Cume (00)	AQH Rtg	AQH Shr	
KABC-AM																				
SP '05	53	1217	.1	.6	61	488	.1	.5	76	560	.2	.6	87	698	.2	.8	32	361	.1	.9
WI '05	109	1840	.2	1.3	148	894	.3	1.1	221	1046	.4	1.8	156	1033	.3	1.5	49	660	.1	1.5
FA '04	138	2172	.3	1.6	102	917	.2	.8	326	1320	.6	2.6	237	1409	.5	2.2	57	506	.1	1.7
SU '04	111	2061	.2	1.3	127	924	.3	1.0	187	1070	.4	1.5	183	1082	.4	1.8	60	565	.1	1.5
4-Book	103	1823	.2	1.2	110	806	.2	.9	203	999	.4	1.6	166	1056	.4	1.6	50	523	.1	1.4
SP '04	144	2319	.3	1.6	127	963	.3	.9	227	1205	.5	1.8	242	1383	.5	2.3	109	655	.2	2.9
KAZN-AM																				
SP '05	39	407	.1	.5	69	278	.1	.5	46	184	.1	.4	56	243	.1	.5	15	117		.4
WI '05	**	**	**	**	**	**	**	**	**	**	**	**	**	**	**	**	**	**	**	**
FA '04	**	**	**	**	**	**	**	**	**	**	**	**	**	**	**	**	**	**	**	**
SU '04	**	**	**	**	**	**	**	**	**	**	**	**	**	**	**	**	**	**	**	**
4-Book	**	**	**	**	**	**	**	**	**	**	**	**	**	**	**	**	**	**	**	**
SP '04	**	**	**	**	**	**	**	**	**	**	**	**	**	**	**	**	**	**	**	**
KBIG-FM																				
SP '05	200	5035	.4	2.3	207	1932	.4	1.6	336	2182	.7	2.7	283	2593	.6	2.7	88	1282	.2	2.5
WI '05	219	4992	.4	2.6	255	2063	.5	1.9	349	2260	.7	2.8	320	2595	.6	3.1	93	1178	.2	2.9
FA '04	227	5015	.5	2.6	277	2258	.6	2.0	428	2149	.9	3.4	291	2490	.6	2.7	68	1028	.1	2.1
SU '04	300	5707	.6	3.5	347	2302	.7	2.7	588	2857	1.2	4.8	409	2936	.8	3.9	84	1292	.2	2.1
4-Book	237	5187	.5	2.8	272	2139	.6	2.1	425	2362	.9	3.4	326	2654	.7	3.1	83	1195	.2	2.4
SP '04	273	5757	.5	3.1	320	2539	.6	2.3	531	3032	1.1	4.2	365	2866	.7	3.5	101	1570	.2	2.7
KBUA-FM																				
SP '05	64	760	.1	.8	118	538	.2	.9	94	511	.2	.8	58	386	.1	.5	25	180		.7
WI '05	52	670	.1	.6	106	432	.2	.8	82	417	.2	.7	38	307	.1	.4	14	168		.4
FA '04	68	656	.1	.8	108	391	.2	.8	124	386	.2	1.0	75	379	.1	.7	16	165		.5
SU '04	69	686	.1	.8	99	380	.2	.8	128	527	.3	1.0	61	431	.1	.6	15	177		.4
4-Book	63	693	.1	.8	108	435	.2	.8	107	460	.2	.9	58	376	.1	.6	18	173		.5
SP '04	63	648	.1	.7	109	367	.2	.8	102	308	.2	.8	52	390	.1	.5	19	118		.5
KBUE-FM																				
SP '05	228	3142	.5	2.7	333	1500	.7	2.5	458	1951	.9	3.7	202	1358	.4	1.9	69	696	.1	2.0
WI '05	239	3437	.5	2.9	307	1675	.6	2.3	492	2161	1.0	4.0	187	1441	.4	1.8	66	679	.1	2.1
FA '04	226	3413	.4	2.6	302	1744	.6	2.2	387	2027	.8	3.0	231	1484	.5	2.1	83	863	.2	2.5
SU '04	262	3463	.5	3.0	333	1596	.7	2.6	386	2030	.8	3.1	322	1937	.6	3.1	94	789	.2	2.3
4-Book	239	3364	.5	2.8	319	1629	.7	2.4	431	2042	.9	3.5	236	1555	.5	2.2	78	757	.2	2.2
SP '04	277	3691	.6	3.2	362	1889	.7	2.6	373	2044	.7	2.9	326	2030	.7	3.1	137	1257	.3	3.6
KCBS-FM																				
SP '05	383	7230	.8	4.5	465	3562	.9	3.5	623	3804	1.2	5.0	515	4364	1.0	4.9	112	2059	.2	3.2
WI '05	164	5319	.3	2.0	180	2152	.4	1.4	222	2425	.4	1.8	257	3075	.5	2.5	79	1324	.2	2.5
FA '04	193	4668	.4	2.2	221	2089	.4	1.6	323	2179	.6	2.5	299	2825	.6	2.8	53	1120	.1	1.6
SU '04	168	5407	.3	1.9	157	1636	.3	1.2	248	2160	.5	2.0	225	2929	.4	2.2	76	1232	.2	1.9
4-Book	227	5656	.5	2.7	256	2360	.5	1.9	354	2642	.7	2.8	324	3298	.6	3.1	80	1434	.2	2.3
SP '04	217	5617	.4	2.5	278	2309	.6	2.0	339	2684	.7	2.7	294	3102	.6	2.8	70	1361	.1	1.9
+KDAY-FM																				
SP '05	85	2259	.2	1.0	101	884	.2	.8	112	1186	.2	.9	120	1274	.2	1.1	36	562	.1	1.0
WI '05	110	2349	.2	1.3	112	1018	.2	.9	185	1315	.4	1.5	140	1202	.3	1.3	54	645	.1	1.7
FA '04	110	1921	.2	1.3	119	839	.2	.9	130	914	.3	1.0	182	1341	.4	1.7	71	654	.1	2.1
SU '04	133	2017	.3	1.5	143	884	.3	1.1	152	1013	.3	1.2	181	1042	.4	1.7	87	733	.2	2.2
4-Book	110	2137	.2	1.3	119	906	.2	.9	145	1107	.3	1.2	156	1215	.3	1.5	62	649	.1	1.8
SP '04	126	1712	.3	1.4	104	698	.2	.8	196	1002	.4	1.5	183	927	.4	1.8	52	377	.1	1.4
KDLD-FM																				
SP '05	69	1356	.1	.8	78	628	.2	.6	127	829	.3	1.0	93	665	.2	.9	31	456	.1	.9
WI '05	47	1147	.1	.6	46	580	.1	.4	83	599	.2	.7	70	666	.1	.7	21	415		.7
FA '04	55	1117	.1	.6	42	403	.1	.3	90	536	.2	.7	79	739	.2	.7	37	373	.1	1.1
SU '04	37	919	.1	.4	29	346	.1	.2	63	445	.1	.5	62	533	.1	.6	15	243		.4
4-Book	52	1135	.1	.6	49	489	.1	.4	91	602	.2	.7	76	651	.2	.7	26	372	.1	.8
SP '04	51	1038	.1	.6	25	280	.2	.2	89	662	.2	.7	83	652	.2	.8	34	316	.1	.9

** Station(s) not reported this survey.

* Listener estimates adjusted for reported broadcast schedule.

+ Station(s) changed call letters - see Page 13.

4-Book: Avg. of current and previous 3 surveys.
2-Book: Avg. of most recent 2 surveys.

Target Listener Trends

Persons 25-49

Target Listener Trends - Persons 25-49

	Monday-Sunday 6AM-MID				Monday-Friday 6AM-10AM				Monday-Friday 10AM-3PM				Monday-Friday 3PM-7PM				Monday-Friday 7PM-MID			
	AQH (00)	Cume (00)	AQH Rtg	AQH Shr	AQH (00)	Cume (00)	AQH Rtg	AQH Shr	AQH (00)	Cume (00)	AQH Rtg	AQH Shr	AQH (00)	Cume (00)	AQH Rtg	AQH Shr	AQH (00)	Cume (00)	AQH Rtg	AQH Shr
KDLE-FM																				
SP '05	51	1158	.1	.6	56	399	.1	.4	103	650	.2	.8	69	706	.1	.7	23	336	.7	
WI '05	60	922	.1	.7	63	394	.1	.5	118	529	.2	.9	87	593	.2	.8	24	235	.7	
FA '04	45	1042	.1	.5	44	451	.1	.3	73	452	.1	.6	67	591	.1	.6	15	238	.5	
SU '04	32	820	.1	.4	34	261	.1	.3	56	478	.1	.5	37	456	.1	.4	13	188	.3	
4-Book	47	986	.1	.6	49	376	.1	.4	88	527	.2	.7	65	587	.1	.6	19	249	.6	
SP '04	45	1017	.1	.5	61	571	.1	.4	70	522	.1	.6	68	554	.1	.7	14	272	.4	
KEBN-FM																				
SP '05	49	594	.1	.6	86	313	.2	.6	87	344	.2	.7	43	285	.1	.4	20	198	.6	
WI '05	**	**	**	**	**	**	**	**	**	**	**	**	**	**	**	**	**	**	**	
FA '04	**	**	**	**	**	**	**	**	**	**	**	**	**	**	**	**	**	**	**	
SU '04	**	**	**	**	**	**	**	**	**	**	**	**	**	**	**	**	**	**	**	
4-Book	**	**	**	**	**	**	**	**	**	**	**	**	**	**	**	**	**	**	**	
SP '04	**	**	**	**	**	**	**	**	**	**	**	**	**	**	**	**	**	**	**	
KFI -AM																				
SP '05	209	3230	.4	2.4	357	1976	.7	2.7	334	1940	.7	2.7	337	2091	.7	3.2	78	828	.2	
WI '05	267	4418	.5	3.2	421	2313	.8	3.2	412	2529	.8	3.3	450	2336	.9	4.3	107	754	.2	
FA '04	247	3884	.5	2.9	412	2115	.8	3.0	342	1968	.7	2.7	454	2218	.9	4.2	102	984	.2	
SU '04	287	4383	.6	3.3	494	2378	1.0	3.8	410	2279	.8	3.3	491	2559	1.0	4.7	94	934	.2	
4-Book	253	3979	.5	3.0	421	2196	.8	3.2	375	2179	.8	3.0	433	2301	.9	4.1	95	875	.2	
SP '04	272	4603	.5	3.1	519	2650	1.0	3.8	413	2397	.8	3.3	334	2348	.7	3.2	115	1100	.2	
KFSH-FM																				
SP '05	70	1390	.1	.8	107	771	.2	.8	93	645	.2	.8	100	896	.2	.9	25	472	.7	
WI '05	82	1633	.2	1.0	142	967	.3	1.1	127	849	.3	1.0	104	1000	.2	1.0	27	492	.1	
FA '04	93	1651	.2	1.1	134	1011	.3	1.0	141	829	.3	1.1	110	919	.2	1.0	26	438	.1	
SU '04	84	1556	.2	1.0	101	789	.2	.8	126	751	.3	1.0	92	784	.2	.9	28	504	.1	
4-Book	82	1558	.2	1.0	121	885	.3	.9	122	769	.3	1.0	102	900	.2	1.0	27	477	.1	
SP '04	117	1795	.2	1.3	160	1181	.3	1.2	163	1058	.3	1.3	109	1020	.2	1.0	54	722	.1	
KFWB-AM																				
SP '05	96	3384	.2	1.1	201	2096	.4	1.5	82	1174	.2	.7	147	1829	.3	1.4	50	757	.1	
WI '05	82	3024	.2	1.0	201	1810	.4	1.5	92	955	.2	.7	107	1468	.2	1.0	26	657	.1	
FA '04	92	3431	.2	1.1	214	2082	.4	1.6	86	1188	.2	.7	127	1734	.3	1.2	28	719	.1	
SU '04	86	3287	.2	1.0	145	1570	.3	1.1	81	1246	.2	.7	109	1420	.2	1.0	80	878	.2	
4-Book	89	3282	.2	1.1	190	1890	.4	1.4	85	1141	.2	.7	123	1613	.3	1.2	46	753	.1	
SP '04	61	2503	.1	.7	125	1298	.2	.9	45	690	.1	.4	73	1084	.1	.7	47	673	.1	
KHHT-FM																				
SP '05	268	4686	.5	3.1	302	1935	.6	2.3	371	2400	.7	3.0	323	2463	.6	3.0	155	1526	.3	
WI '05	225	4578	.4	2.7	292	2110	.6	2.2	305	2003	.6	2.5	269	2143	.5	2.6	118	1348	.2	
FA '04	233	4322	.5	2.7	262	1802	.5	1.9	344	1943	.7	2.7	311	2389	.6	2.9	149	1250	.3	
SU '04	289	4645	.6	3.3	284	2039	.6	2.2	413	2281	.8	3.4	368	2602	.7	3.5	187	1753	.4	
4-Book	254	4558	.5	3.0	285	1972	.6	2.2	358	2157	.7	2.9	318	2399	.6	3.0	152	1469	.3	
SP '04	236	4236	.5	2.7	258	1959	.5	1.9	338	2128	.7	2.7	285	2335	.6	2.7	149	1567	.3	
KHJ -AM																				
SP '05	55	957	.1	.6	87	354	.2	.7	65	488	.1	.5	79	369	.2	.7	22	240	.6	
WI '05	46	793	.1	.6	80	361	.2	.6	69	410	.1	.6	51	269	.1	.5	25	236	.8	
FA '04	60	1255	.1	.7	124	556	.2	.9	92	635	.2	.7	41	459	.1	.4	20	217	.6	
SU '04	49	1030	.1	.6	58	395	.1	.4	84	546	.2	.7	60	444	.1	.6	23	206	.6	
4-Book	53	1009	.1	.6	87	417	.2	.7	78	520	.2	.6	58	385	.1	.6	23	225	.7	
SP '04	74	1281	.1	.8	155	553	.3	1.1	99	619	.2	.8	83	460	.2	.8	13	141	.3	
KIIS-FM																				
SP '05	349	8558	.7	4.1	584	4527	1.2	4.4	414	3838	.8	3.4	453	4749	.9	4.3	136	2250	.3	
WI '05	304	7513	.6	3.7	507	4030	1.0	3.9	405	3261	.8	3.3	405	3903	.8	3.9	102	1830	.2	
FA '04	268	7756	.5	3.1	407	3918	.8	3.0	319	3288	.6	2.5	377	3996	.7	3.5	119	1988	.2	
SU '04	280	7360	.6	3.2	386	3231	.8	3.0	390	3617	.8	3.2	379	3815	.8	3.7	123	1996	.2	
4-Book	300	7797	.6	3.5	471	3927	1.0	3.6	382	3501	.8	3.1	404	4116	.8	3.9	120	2016	.2	
SP '04	201	6664	.4	2.3	293	3159	.6	2.1	301	2973	.6	2.4	237	3502	.5	2.3	79	1654	.2	

** Station(s) not reported this survey.

* Listener estimates adjusted for reported broadcast schedule.

+ Station(s) changed call letters - see Page 13.

4-Book: Avg. of current and previous 3 surveys.
2-Book: Avg. of most recent 2 surveys.

Target Listener Trends

Persons 25-49																				
Monday-Sunday 6AM-MID				Monday-Friday 6AM-10AM				Monday-Friday 10AM-3PM				Monday-Friday 3PM-7PM				Monday-Friday 7PM-MID				
AQH (00)	Cume (00)	AQH Rtg	AQH Shr	AQH (00)	Cume (00)	AQH Rtg	AQH Shr	AQH (00)	Cume (00)	AQH Rtg	AQH Shr	AQH (00)	Cume (00)	AQH Rtg	AQH Shr	AQH (00)	Cume (00)	AQH Rtg	AQH Shr	
KVVS-FM																				
SP '05	9	266	.1	9	109	.1	.1	7	143	.1	.1	16	99	.2	.2	3	33	.1	.1	
WI '05	20	234	.2	27	183	.1	.2	17	123	.1	.1	23	177	.2	.2	26	55	.1	.8	
FA '04	8	174	.1	12	66	.1	.1	11	49	.1	.1	9	123	.1	.1	3	36	.1	.1	
SU '04	5	200	.1	5	86	.1	.1	10	156	.1	.1	4	40	.1	.1	4	28	.1	.1	
4-Book	11	219	.1	13	111	.1	.1	11	118	.1	.1	13	110	.1	.1	9	38	.1	.3	
SP '04	11	191	.1	17	67	.1	.1	18	71	.1	.1	19	136	.2	.2	2	52	.1	.1	
KJLH-FM																				
SP '05	129	2174	.3	1.5	143	884	.3	1.1	167	847	.3	1.4	137	959	.3	1.3	80	731	.2	2.3
WI '05	150	2402	.3	1.8	222	1138	.4	1.7	208	1049	.4	1.7	162	1208	.3	1.6	52	607	.1	1.6
FA '04	145	2472	.3	1.7	188	1083	.4	1.4	159	987	.3	1.2	149	1240	.3	1.4	77	837	.2	2.3
SU '04	171	2307	.3	2.0	191	1119	.4	1.5	188	1202	.4	1.5	190	1216	.4	1.8	108	853	.2	2.7
4-Book	149	2339	.3	1.8	186	1056	.4	1.4	181	1021	.4	1.5	160	1156	.3	1.5	79	757	.2	2.2
SP '04	184	2179	.4	2.1	249	1161	.5	1.8	235	1113	.5	1.9	232	1438	.5	2.2	90	823	.2	2.4
KKBT-FM																				
SP '05	224	4382	.4	2.6	428	2430	.9	3.2	225	1966	.4	1.8	283	2393	.6	2.7	109	1079	.2	3.1
WI '05	177	4747	.4	2.1	364	2422	.7	2.8	187	1954	.4	1.5	215	2424	.4	2.1	65	1043	.1	2.0
FA '04	205	4766	.4	2.4	433	2465	.9	3.2	195	1983	.4	1.5	264	2581	.5	2.4	75	1261	.1	2.3
SU '04	239	4836	.5	2.8	452	2547	.9	3.5	302	2265	.6	2.5	278	2724	.6	2.7	118	1329	.2	2.9
4-Book	211	4683	.4	2.5	419	2466	.9	3.2	227	2042	.5	1.8	260	2531	.5	2.5	92	1178	.2	2.6
SP '04	199	4777	.4	2.3	446	2518	.9	3.2	197	2273	.4	1.6	203	2275	.4	1.9	72	1178	.1	1.9
KKLA-FM																				
SP '05	30	833	.1	.4	57	582	.1	.4	41	370	.1	.3	52	410	.1	.5	8	123	.2	.2
WI '05	54	1190	.1	.6	105	714	.2	.8	66	629	.1	.5	78	596	.2	.7	23	252	.7	.7
FA '04	35	909	.1	.4	79	487	.2	.6	58	359	.1	.5	47	442	.1	.4	9	120	.3	.3
SU '04	40	771	.1	.5	63	477	.1	.5	37	294	.1	.3	85	482	.2	.8	21	164	.5	.5
4-Book	40	926	.1	.5	76	565	.2	.6	51	413	.1	.4	66	483	.2	.6	15	165	.4	.4
SP '04	47	1086	.1	.5	80	610	.2	.6	75	558	.1	.6	67	439	.1	.6	16	187	.4	.4
KLAC-AM																				
SP '05	57	1290	.1	.7	65	512	.1	.5	99	636	.2	.8	74	588	.1	.7	54	373	.1	1.5
WI '05	74	1404	.1	.9	88	665	.2	.7	155	628	.3	1.2	91	701	.2	.9	47	482	.1	1.5
FA '04	19	728	.2	.2	26	165	.1	.2	28	235	.1	.2	19	273	.2	.2	20	238	.6	.6
SU '04	12	451	.1	.1	15	164	.1	.1	23	213	.2	.2	16	182	.2	.2	4	109	.1	.1
4-Book	41	968	.1	.5	49	377	.1	.4	76	428	.2	.6	50	436	.1	.5	31	301	.1	.9
SP '04	53	1733	.1	.6	36	222	.1	.3	37	254	.1	.3	72	922	.1	.7	78	933	.2	2.1
KLAX-FM																				
SP '05	420	5027	.8	4.9	877	3008	1.7	6.6	563	3085	1.1	4.6	342	2093	.7	3.2	125	1162	.2	3.6
WI '05	326	4759	.6	3.9	746	2824	1.5	5.7	457	2576	.9	3.7	270	1919	.5	2.6	61	767	.1	1.9
FA '04	385	5319	.8	4.5	871	3162	1.7	6.4	555	3325	1.1	4.3	265	2103	.5	2.5	78	900	.2	2.4
SU '04	534	6069	1.1	6.2	1187	3873	2.4	9.2	718	3619	1.4	5.8	412	2659	.8	4.0	130	1424	.3	3.2
4-Book	416	5294	.8	4.9	920	3217	1.8	7.0	573	3151	1.1	4.6	322	2194	.6	3.1	99	1063	.2	2.8
SP '04	594	6538	1.2	6.8	1327	4240	2.6	9.6	790	4425	1.6	6.2	512	3237	1.0	4.9	119	1265	.2	3.2
KLOS-FM																				
SP '05	230	5351	.5	2.7	453	2417	.9	3.4	298	2291	.6	2.4	290	2914	.6	2.7	78	1113	.2	2.2
WI '05	197	5225	.4	2.4	421	2505	.8	3.2	255	2068	.5	2.0	245	2651	.5	2.4	47	1000	.1	1.5
FA '04	246	4849	.5	2.9	462	2220	.9	3.4	356	1912	.7	2.8	342	2700	.7	3.2	62	996	.1	1.9
SU '04	233	5382	.5	2.7	377	2457	.8	2.9	328	2298	.7	2.7	267	2947	.5	2.6	90	1335	.2	2.2
4-Book	227	5202	.5	2.7	428	2400	.9	3.2	309	2142	.6	2.5	286	2803	.6	2.7	69	1111	.2	2.0
SP '04	240	5292	.5	2.7	405	2323	.8	2.9	374	2491	.7	3.0	316	2755	.6	3.0	66	1222	.1	1.7
KLSX-FM																				
SP '05	301	4157	.6	3.5	726	2571	1.4	5.5	553	2281	1.1	4.5	365	2011	.7	3.4	44	676	.1	1.3
WI '05	287	4492	.6	3.4	768	2838	1.5	5.9	388	2295	.8	3.1	351	2162	.7	3.4	75	802	.1	2.3
FA '04	406	4687	.8	4.7	939	3135	1.9	6.9	693	2508	1.4	5.4	541	2608	1.1	5.0	65	817	.1	2.0
SU '04	346	4885	.7	4.0	948	3313	1.9	7.4	504	2246	1.0	4.1	388	2283	.8	3.7	85	934	.2	2.1
4-Book	335	4555	.7	3.9	845	2964	1.7	6.4	535	2333	1.1	4.3	411	2266	.8	3.9	67	807	.1	1.9
SP '04	356	5146	.7	4.1	911	3290	1.8	6.6	532	2619	1.1	4.2	440	2467	.9	4.2	93	957	.2	2.5

** Station(s) not reported this survey.

* Listener estimates adjusted for reported broadcast schedule.

+ Station(s) changed call letters - see Page 13.

4-Book: Avg. of current and previous 3 surveys.
2-Book: Avg. of most recent 2 surveys.

Target Listener Trends

Persons 25-49

Target Listener Trends - Persons 25-49

	Monday-Sunday 6AM-MID				Monday-Friday 6AM-10AM				Monday-Friday 10AM-3PM				Monday-Friday 3PM-7PM				Monday-Friday 7PM-MID			
	AQH (00)	Cume (00)	AQH Rtg	AQH Shr	AQH (00)	Cume (00)	AQH Rtg	AQH Shr	AQH (00)	Cume (00)	AQH Rtg	AQH Shr	AQH (00)	Cume (00)	AQH Rtg	AQH Shr	AQH (00)	Cume (00)	AQH Rtg	AQH Shr
KLTX-AM																				
SP '05	41	460	.1	.5	78	327	.2	.6	70	265	.1	.6	32	229	.1	.3	9	152		.3
WI '05	61	761	.1	.7	104	464	.2	.8	114	498	.2	.9	50	337	.1	.5	16	150		.5
FA '04	67	632	.1	.8	96	350	.2	.7	117	389	.2	.9	81	383	.2	.8	24	215		.7
SU '04	95	541	.2	1.1	121	345	.2	.9	151	378	.3	1.2	117	366	.2	1.1	29	140	.1	.7
4-Book	66	599	.1	.8	100	372	.2	.8	113	383	.2	.9	70	329	.2	.7	20	164		.6
SP '04	79	612	.2	.9	139	492	.3	1.0	115	473	.2	.9	81	411	.2	.8	29	288	.1	.8
KLVE-FM																				
SP '05	386	6013	.8	4.5	495	2875	1.0	3.7	570	2891	1.1	4.6	430	3016	.9	4.1	214	1905	.4	6.1
WI '05	388	6214	.8	4.7	443	2866	.9	3.4	593	3356	1.2	4.8	471	2943	.9	4.5	191	1855	.4	6.0
FA '04	411	6666	.8	4.8	580	3468	1.2	4.3	607	3644	1.2	4.8	450	3298	.9	4.2	199	1895	.4	6.0
SU '04	402	6373	.8	4.7	492	3000	1.0	3.8	616	3562	1.2	5.0	412	2911	.8	4.0	254	2073	.5	6.3
4-Book	397	6317	.8	4.7	503	3052	1.0	3.8	597	3363	1.2	4.8	441	3042	.9	4.2	215	1932	.4	6.1
SP '04	309	5567	.6	3.5	421	2426	.8	3.0	406	2967	.8	3.2	330	2760	.7	3.2	207	1938	.4	5.5
KLYY-FM																				
SP '05	188	3155	.4	2.2	169	1117	.3	1.3	343	1952	.7	2.8	310	1528	.6	2.9	39	452	.1	1.1
WI '05	197	2798	.4	2.4	192	1002	.4	1.5	367	1755	.7	3.0	226	1349	.4	2.2	82	577	.2	2.6
FA '04	142	2646	.3	1.6	161	1051	.3	1.2	237	1511	.5	1.9	176	1284	.4	1.6	42	533	.1	1.3
SU '04	160	2770	.3	1.9	159	1042	.3	1.2	286	1695	.6	2.3	192	1430	.4	1.8	65	669	.1	1.6
4-Book	172	2842	.4	2.0	170	1053	.3	1.3	308	1728	.6	2.5	226	1398	.5	2.1	57	558	.1	1.7
SP '04	154	2591	.3	1.8	116	820	.2	.8	299	1619	.6	2.4	172	1143	.3	1.6	77	615	.2	2.0
KMXE-AM																				
SP '05	69	670	.1	.8	73	301	.1	.5	141	497	.3	1.1	101	464	.2	1.0	42	147	.1	1.2
WI '05	71	638	.1	.9	105	332	.2	.8	136	458	.3	1.1	101	309	.2	1.0	26	196	.1	.8
FA '04	**	**	**	**	**	**	**	**	**	**	**	**	**	**	**	**	**	**	**	**
SU '04	46	604	.1	.5	54	259	.1	.4	85	325	.2	.7	53	285	.1	.5	25	160		.6
4-Book	**	**	**	**	**	**	**	**	**	**	**	**	**	**	**	**	**	**	**	**
SP '04	57	519	.1	.7	54	248	.1	.4	115	337	.2	.9	84	343	.2	.8	37	196	.1	1.0
KMZT-FM																				
SP '05	60	1994	.1	.7	73	794	.1	.5	61	716	.1	.5	79	790	.2	.7	25	513		.7
WI '05	56	1749	.1	.7	70	604	.1	.5	89	695	.2	.7	76	697	.2	.7	26	495	.1	.8
FA '04	84	2209	.2	1.0	92	942	.2	.7	126	917	.3	1.0	111	925	.2	1.0	52	681	.1	1.6
SU '04	51	1724	.1	.6	61	569	.1	.5	53	744	.1	.4	49	784	.1	.5	61	636	.1	1.5
4-Book	63	1919	.1	.8	74	727	.1	.6	82	768	.2	.7	79	799	.2	.7	41	581	.1	1.2
SP '04	77	1968	.2	.9	80	637	.2	.6	110	866	.2	.9	103	933	.2	1.0	38	465	.1	1.0
KNX-AM																				
SP '05	79	3028	.2	.9	193	1696	.4	1.5	75	1042	.1	.6	109	1550	.2	1.0	28	594	.1	.8
WI '05	110	3459	.2	1.3	246	2114	.5	1.9	95	1164	.2	.8	153	1694	.3	1.5	80	975	.2	2.5
FA '04	71	3070	.1	.8	142	1625	.3	1.0	81	1095	.2	.6	109	1572	.2	1.0	17	534		.5
SU '04	90	3548	.2	1.0	180	1964	.4	1.4	67	1175	.1	.5	142	1892	.3	1.4	40	650	.1	1.0
4-Book	88	3276	.2	1.0	190	1850	.4	1.5	80	1119	.2	.6	128	1677	.3	1.2	41	688	.1	1.2
SP '04	109	3782	.2	1.2	259	2122	.5	1.9	108	1260	.2	.9	132	1726	.3	1.3	34	879	.1	.9
KOST-FM																				
SP '05	310	6089	.6	3.6	439	2648	.9	3.3	491	2677	1.0	4.0	420	3244	.8	4.0	150	1727	.3	4.3
WI '05	290	5966	.6	3.5	279	2329	.6	2.1	464	2743	.9	3.7	439	3249	.9	4.2	156	1848	.3	4.9
FA '04	391	6369	.8	4.5	430	2962	.9	3.2	728	3015	1.4	5.7	534	3595	1.1	5.0	137	2124	.3	4.1
SU '04	263	5548	.5	3.0	304	2401	.6	2.4	393	2542	.8	3.2	350	2781	.7	3.4	151	1899	.3	3.7
4-Book	314	5993	.6	3.7	363	2585	.8	2.8	519	2744	1.0	4.2	436	3217	.9	4.2	149	1900	.3	4.3
SP '04	373	6047	.7	4.3	409	2909	.8	3.0	666	2975	1.3	5.3	459	3207	.9	4.4	197	2266	.4	5.2
KPWR-FM																				
SP '05	257	6418	.5	3.0	412	3283	.8	3.1	290	2826	.6	2.3	376	3564	.7	3.6	103	1572	.2	2.9
WI '05	295	7164	.6	3.5	440	3311	.9	3.4	384	3224	.8	3.1	396	4127	.8	3.8	113	1814	.2	3.5
FA '04	284	6250	.6	3.3	435	2956	.9	3.2	377	2975	.7	3.0	390	3404	.8	3.6	120	1964	.2	3.6
SU '04	277	6170	.6	3.2	416	3022	.8	3.2	323	2758	.6	2.6	350	3411	.7	3.4	161	2066	.3	4.0
4-Book	278	6501	.6	3.3	426	3143	.9	3.2	344	2946	.7	2.8	378	3627	.8	3.6	124	1854	.2	3.5
SP '04	314	6541	.6	3.6	519	3459	1.0	3.8	398	3374	.8	3.1	437	3914	.9	4.2	131	1765	.3	3.5

** Station(s) not reported this survey.

* Listener estimates adjusted for reported broadcast schedule.

+ Station(s) changed call letters - see Page 13.

4-Book: Avg. of current and previous 3 surveys.
2-Book: Avg. of most recent 2 surveys.

Target Listener Trends

	Persons 25-49																			
	Monday-Sunday 6AM-MID				Monday-Friday 6AM-10AM				Monday-Friday 10AM-3PM				Monday-Friday 3PM-7PM				Monday-Friday 7PM-MID			
	AQH (00)	Cume (00)	AQH Rtg	AQH Shr	AQH (00)	Cume (00)	AQH Rtg	AQH Shr	AQH (00)	Cume (00)	AQH Rtg	AQH Shr	AQH (00)	Cume (00)	AQH Rtg	AQH Shr	AQH (00)	Cume (00)	AQH Rtg	AQH Shr
KRCD-FM																				
SP '05	158	2287	.3	1.9	177	847	.4	1.3	211	1140	.4	1.7	195	1176	.4	1.8	106	765	.2	3.0
WI '05	129	2253	.3	1.5	131	870	.3	1.0	140	1076	.3	1.1	183	1223	.4	1.8	120	764	.2	3.7
FA '04	202	2554	.4	2.3	204	1186	.4	1.5	313	1468	.6	2.5	222	1281	.4	2.1	140	869	.3	4.2
SU '04	198	2424	.4	2.3	242	1014	.5	1.9	312	1475	.6	2.5	216	1366	.4	2.1	145	960	.3	3.6
4-Book	172	2380	.4	2.0	189	979	.4	1.4	244	1290	.5	2.0	204	1262	.4	2.0	128	840	.3	3.6
SP '04	186	2285	.4	2.1	208	1036	.4	1.5	287	1336	.6	2.3	195	1121	.4	1.9	124	802	.2	3.3
KRCV-FM																				
SP '05	105	1744	.2	1.2	143	729	.3	1.1	155	1047	.3	1.3	106	743	.2	1.0	74	519	.1	2.1
WI '05	125	1703	.2	1.5	178	824	.4	1.4	164	840	.3	1.3	137	849	.3	1.3	78	604	.2	2.4
FA '04	116	1733	.2	1.3	135	762	.3	1.0	192	943	.4	1.5	143	844	.3	1.3	43	515	.1	1.3
SU '04	76	1350	.2	.9	84	565	.2	.7	67	535	.1	.5	75	598	.1	.7	82	519	.2	2.0
4-Book	106	1633	.2	1.2	135	720	.3	1.1	145	841	.3	1.2	115	759	.2	1.1	69	539	.2	2.0
SP '04	78	1068	.2	.9	76	548	.2	.6	99	624	.2	.8	111	585	.2	1.1	52	336	.1	1.4
KRLA-AM																				
SP '05	22	542	.1	.3	31	230	.1	.2	63	313	.1	.5	18	189	.1	.2	8	124	.1	.2
WI '05	41	809	.1	.5	92	569	.2	.7	79	445	.2	.6	37	303	.1	.4	12	129	.1	.4
FA '04	39	808	.1	.5	79	434	.2	.6	78	524	.2	.6	50	463	.1	.5	11	168	.1	.3
SU '04	59	996	.1	.7	112	609	.2	.9	125	591	.2	1.0	62	349	.1	.6	14	181	.1	.3
4-Book	40	789	.1	.5	79	461	.2	.6	86	488	.2	.7	42	326	.1	.4	11	151	.1	.3
SP '04	68	962	.1	.8	137	601	.3	1.0	128	610	.3	1.0	87	527	.2	.8	27	246	.1	.7
KROQ-FM																				
SP '05	341	7312	.7	4.0	571	3771	1.1	4.3	470	3442	.9	3.8	394	3842	.8	3.7	153	2185	.3	4.4
WI '05	343	7386	.7	4.1	672	4015	1.3	5.1	451	3237	.9	3.6	438	3915	.9	4.2	122	1713	.2	3.8
FA '04	371	7549	.7	4.3	735	4337	1.5	5.4	475	3477	.9	3.7	437	3793	.9	4.1	173	2317	.3	5.2
SU '04	349	7668	.7	4.0	647	4384	1.3	5.0	420	3497	.8	3.4	416	4072	.8	4.0	181	2516	.4	4.5
4-Book	351	7479	.7	4.1	656	4127	1.3	5.0	454	3413	.9	3.6	421	3906	.9	4.0	157	2183	.3	4.5
SP '04	384	7448	.8	4.4	660	4194	1.3	4.8	526	3494	1.0	4.2	449	4012	.9	4.3	220	2401	.4	5.8
KRTH-FM																				
SP '05	152	4619	.3	1.8	159	1687	.3	1.2	214	1961	.4	1.7	214	2167	.4	2.0	97	1134	.2	2.8
WI '05	203	4729	.4	2.4	251	1886	.5	1.9	323	2171	.6	2.6	288	2396	.6	2.8	59	938	.1	1.8
FA '04	170	4590	.3	2.0	245	1919	.5	1.8	236	1823	.5	1.8	193	2240	.4	1.8	65	926	.1	2.0
SU '04	184	5244	.4	2.1	237	2026	.5	1.8	290	2275	.6	2.4	249	2702	.5	2.4	95	1297	.2	2.4
4-Book	177	4796	.4	2.1	223	1880	.5	1.7	266	2058	.5	2.1	236	2376	.5	2.3	79	1074	.2	2.3
SP '04	194	5244	.4	2.2	273	2218	.5	2.0	247	2476	.5	1.9	226	2457	.5	2.2	84	1167	.2	2.2
KSCA-FM																				
SP '05	465	5195	.9	5.5	1058	3684	2.1	8.0	599	2907	1.2	4.9	525	2494	1.0	5.0	98	978	.2	2.8
WI '05	369	4682	.7	4.4	905	3186	1.8	6.9	464	2653	.9	3.7	336	1877	.7	3.2	71	809	.1	2.2
FA '04	360	4254	.7	4.2	885	2900	1.8	6.5	498	2505	1.0	3.9	283	1694	.6	2.6	84	761	.2	2.5
SU '04	304	3722	.6	3.5	694	2396	1.4	5.4	419	2202	.8	3.4	182	1556	.4	1.8	77	825	.2	1.9
4-Book	375	4463	.7	4.4	886	3042	1.8	6.7	495	2567	1.0	4.0	332	1905	.7	3.2	83	843	.2	2.4
SP '04	224	3305	.4	2.6	528	2024	1.1	3.8	283	1821	.6	2.2	160	1219	.3	1.5	53	572	.1	1.4
KSPN-AM																				
SP '05	45	1505	.1	.5	37	377	.1	.3	54	494	.1	.4	50	703	.1	.5	51	617	.1	1.5
WI '05	44	1178	.1	.5	62	560	.1	.5	85	585	.2	.7	65	747	.1	.6	13	208	.1	.4
FA '04	51	1690	.1	.6	50	530	.1	.4	55	471	.1	.4	105	1127	.2	1.0	31	603	.1	.9
SU '04	46	1468	.1	.5	30	430	.1	.2	53	518	.1	.4	69	702	.1	.7	46	517	.1	1.1
4-Book	47	1460	.1	.5	45	474	.1	.4	62	517	.1	.5	72	820	.1	.7	35	486	.1	1.0
SP '04	41	1265	.1	.5	30	352	.1	.2	63	503	.1	.5	87	697	.2	.8	13	218	.1	.3
KSSE-FM																				
SP '05	260	4294	.5	3.0	482	2400	1.0	3.6	351	2222	.7	2.8	271	2018	.5	2.6	99	866	.2	2.8
WI '05	240	3807	.5	2.9	460	2099	.9	3.5	368	2140	.7	3.0	225	1781	.4	2.2	61	853	.1	1.9
FA '04	270	4115	.5	3.1	539	2454	1.1	4.0	396	2102	.8	3.1	271	2105	.5	2.5	92	1100	.2	2.8
SU '04	262	4152	.5	3.0	482	2188	1.0	3.7	402	2265	.8	3.3	255	2115	.5	2.5	84	1130	.2	2.1
4-Book	258	4092	.5	3.0	491	2285	1.0	3.7	379	2182	.8	3.1	256	2005	.5	2.5	84	987	.2	2.4
SP '04	263	4147	.5	3.0	537	2519	1.1	3.9	328	2250	.7	2.6	265	1945	.5	2.5	107	987	.2	2.8

** Station(s) not reported this survey.

* Listener estimates adjusted for reported broadcast schedule.

+ Station(s) changed call letters - see Page 13.

4-Book: Avg. of current and previous 3 surveys.
2-Book: Avg. of most recent 2 surveys.

Target Listener Trends

Persons 25-49

	Monday-Sunday 6AM-MID				Monday-Friday 6AM-10AM				Monday-Friday 10AM-3PM				Monday-Friday 3PM-7PM				Monday-Friday 7PM-MID			
	AQH (00)	Cume (00)	AQH Rtg	AQH Shr	AQH (00)	Cume (00)	AQH Rtg	AQH Shr	AQH (00)	Cume (00)	AQH Rtg	AQH Shr	AQH (00)	Cume (00)	AQH Rtg	AQH Shr	AQH (00)	Cume (00)	AQH Rtg	AQH Shr
+KTLK-AM																				
SP '05	40	755	.1	.5	58	483	.1	.4	64	505	.1	.5	74	437	.1	.7	15	165		.4
WI '05	31	631	.1	.4	26	407	.1	.2	63	363	.1	.5	62	472	.1	.6	18	183		.6
FA '04	36	909	.1	.4	28	289	.1	.2	87	505	.2	.7	50	449	.1	.5	8	128		.2
SU '04	34	908	.1	.4	34	380	.1	.3	65	490	.1	.5	54	483	.1	.5	8	226		.2
4-Book	35	801	.1	.4	37	390	.1	.3	70	466	.1	.6	60	460	.1	.6	12	176		.4
SP '04	28	713	.1	.3	31	342	.1	.2	79	454	.2	.6	25	321		.2	13	141		.3
KTNQ-AM																				
SP '05	63	1216	.1	.7	78	343	.2	.6	109	698	.2	.9	102	507	.2	1.0	30	200	.1	.9
WI '05	73	1218	.1	.9	68	391	.1	.5	173	920	.3	1.4	118	390	.2	1.1	8	139		.2
FA '04	53	1053	.1	.6	48	263	.1	.4	115	524	.2	.9	79	426	.2	.7	9	174		.3
SU '04	55	1165	.1	.6	69	437	.1	.5	101	567	.2	.8	73	354	.1	.7	25	233		.6
4-Book	61	1163	.1	.7	66	359	.1	.5	125	677	.2	1.0	93	419	.2	.9	18	187		.5
SP '04	**	**	**	**	**	**	**	**	**	**	**	**	**	**	**	**	**	**	**	**
KTWV-FM																				
SP '05	263	4105	.5	3.1	373	2101	.7	2.8	485	2089	1.0	3.9	292	2015	.6	2.8	105	1222	.2	3.0
WI '05	249	3994	.5	3.0	300	2037	.6	2.3	464	2007	.9	3.7	291	2170	.6	2.8	111	1277	.2	3.5
FA '04	241	4142	.5	2.8	282	1878	.6	2.1	379	1880	.8	3.0	317	2269	.6	2.9	125	1135	.2	3.8
SU '04	227	3991	.5	2.6	256	1787	.5	2.0	383	1879	.8	3.1	262	1893	.5	2.5	129	1087	.3	3.2
4-Book	245	4058	.5	2.9	303	1951	.6	2.3	428	1964	.9	3.4	291	2087	.6	2.8	118	1180	.2	3.4
SP '04	256	4038	.5	2.9	357	1953	.7	2.6	456	2177	.9	3.6	296	2146	.6	2.8	111	1173	.2	2.9
KVIZ-FM																				
SP '05	47	796	.1	.6	45	311	.1	.3	64	446	.1	.5	62	377	.1	.6	27	213	.1	.8
WI '05	64	1335	.1	.8	70	380	.1	.5	105	697	.2	.8	74	588	.1	.7	28	264	.1	.9
FA '04	57	978	.1	.7	54	412	.1	.4	79	598	.2	.6	78	532	.2	.7	35	244	.1	1.1
SU '04	79	1166	.2	.9	91	544	.2	.7	130	636	.3	1.1	106	635	.2	1.0	20	229		.5
4-Book	62	1069	.1	.8	65	412	.1	.5	95	594	.2	.8	80	533	.2	.8	28	238	.1	.8
SP '04	38	909	.1	.4	26	270	.1	.2	66	462	.1	.5	41	372	.1	.4	27	172	.1	.7
KWVE-FM																				
SP '05	38	777	.1	.4	71	385	.1	.5	45	338	.1	.4	50	339	.1	.5	17	199		.5
WI '05	50	938	.1	.6	77	568	.2	.6	85	416	.2	.7	69	416	.1	.7	4	117		.1
FA '04	62	1119	.1	.7	120	705	.2	.9	73	559	.1	.6	73	500	.1	.7	33	256	.1	1.0
SU '04	29	888	.1	.3	46	437	.1	.4	26	348	.1	.2	35	464	.1	.3	28	330	.1	.7
4-Book	45	931	.1	.5	79	524	.2	.6	57	415	.1	.5	57	430	.1	.6	21	226	.1	.6
SP '04	67	1186	.1	.8	132	734	.3	1.0	93	518	.2	.7	83	653	.2	.8	18	254		.5
KXOL-FM																				
SP '05	179	3108	.4	2.1	165	1226	.3	1.2	306	1663	.6	2.5	235	1565	.5	2.2	78	921	.2	2.2
WI '05	205	3153	.4	2.5	241	1536	.5	1.8	344	1904	.7	2.8	240	1568	.5	2.3	66	850	.1	2.1
FA '04	157	2917	.3	1.8	176	1241	.4	1.3	268	1744	.5	2.1	197	1443	.4	1.8	40	476	.1	1.2
SU '04	159	2467	.3	1.8	182	1159	.4	1.4	256	1357	.5	2.1	174	1310	.3	1.7	80	701	.2	2.0
4-Book	175	2911	.4	2.1	191	1291	.4	1.4	294	1667	.6	2.4	212	1472	.4	2.0	66	737	.2	1.9
SP '04	170	2806	.3	1.9	258	1290	.5	1.9	218	1582	.4	1.7	174	1414	.3	1.7	61	796	.1	1.6
KYSR-FM																				
SP '05	211	6143	.4	2.5	351	2918	.7	2.6	283	2590	.6	2.3	294	3152	.6	2.8	68	1339	.1	1.9
WI '05	253	6554	.5	3.0	361	2934	.7	2.8	408	2938	.8	3.3	365	3621	.7	3.5	82	1427	.2	2.6
FA '04	221	6373	.4	2.6	405	3150	.8	3.0	293	2735	.6	2.3	311	3285	.6	2.9	76	1535	.2	2.3
SU '04	220	6776	.4	2.6	296	2880	.6	2.3	324	3262	.6	2.6	280	3436	.6	2.7	72	1478	.1	1.8
4-Book	226	6462	.4	2.7	353	2971	.7	2.7	327	2881	.7	2.6	313	3374	.6	3.0	75	1445	.2	2.2
SP '04	251	6277	.5	2.9	463	2861	.9	3.4	361	2971	.7	2.8	308	3278	.6	2.9	59	1421	.1	1.6
KZLA-FM																				
SP '05	147	3146	.3	1.7	204	1732	.4	1.5	203	1542	.4	1.6	218	1623	.4	2.1	46	975	.1	1.3
WI '05	165	3255	.3	2.0	252	1919	.5	1.9	243	1674	.5	2.0	231	2148	.5	2.2	54	908	.1	1.7
FA '04	160	2714	.3	1.9	251	1525	.5	1.9	300	1491	.6	2.4	207	1628	.4	1.9	34	574	.1	1.0
SU '04	157	2994	.3	1.8	226	1560	.5	1.8	211	1460	.4	1.7	235	1905	.5	2.3	52	840	.1	1.3
4-Book	157	3027	.3	1.9	233	1684	.5	1.8	239	1542	.5	1.9	223	1826	.5	2.1	47	824	.1	1.3
SP '04	199	3234	.4	2.3	311	1644	.6	2.3	289	1651	.6	2.3	266	1977	.5	2.5	60	1030	.1	1.6

Target Listener Trends - Persons 25-49

** Station(s) not reported this survey. * Listener estimates adjusted for reported broadcast schedule. + Station(s) changed call letters - see Page 13. 4-Book: Avg. of current and previous 3 surveys. 2-Book: Avg. of most recent 2 surveys.

Target Listener Trends

		Persons 25-49																			
		Monday-Sunday 6AM-MID				Monday-Friday 6AM-10AM				Monday-Friday 10AM-3PM				Monday-Friday 3PM-7PM				Monday-Friday 7PM-MID			
		AQH (00)	Cume (00)	AQH Rtg	AQH Shr	AQH (00)	Cume (00)	AQH Rtg	AQH Shr	AQH (00)	Cume (00)	AQH Rtg	AQH Shr	AQH (00)	Cume (00)	AQH Rtg	AQH Shr	AQH (00)	Cume (00)	AQH Rtg	AQH Shr
XTRA-AM																					
SP '05		23	453		.3	30	191	.1	.2	23	175		.2	41	352	.1	.4	20	109		.6
WI '05		16	604		.2	22	305		.2	29	277	.1	.2	27	248	.1	.3	4	56		.1
FA '04		34	991	.1	.4	42	388	.1	.3	73	464	.1	.6	55	590	.1	.5	4	92		.1
SU '04		30	960	.1	.3	32	412	.1	.2	43	425	.1	.3	60	437	.1	.6	12	172		.3
4-Book		26	752	.1	.3	32	324	.1	.2	42	335	.1	.3	46	407	.1	.5	10	107		.3
SP '04		33	1009	.1	.4	50	359	.1	.4	68	447	.1	.5	43	508	.1	.4	3	84		.1
KGGI-FM																					
SP '05		32	1046	.1	.4	42	388	.1	.3	26	293	.1	.2	44	546	.1	.4	24	352		.7
WI '05		28	1065	.1	.3	35	468	.1	.3	43	364	.1	.3	37	492	.1	.4	9	263		.3
FA '04		13	801		.2	21	347		.2	19	279		.1	5	178			8	91		.2
SU '04		17	885		.2	13	207		.1	24	360		.2	21	331		.2	12	207		.3
4-Book		23	949	.1	.3	28	353	.1	.2	28	324	.1	.2	27	387	.1	.3	13	228		.4
SP '04		27	1084	.1	.3	21	286		.2	40	436	.1	.3	34	520	.1	.3	10	236		.3
KOLA-FM																					
SP '05		12	459		.1	15	162		.1	22	114		.2	13	231		.1	2	72		.1
WI '05		**	**	**	**	**	**	**	**	**	**	**	**	**	**	**	**	**	**	**	**
FA '04		**	**	**	**	**	**	**	**	**	**	**	**	**	**	**	**	**	**	**	**
SU '04		**	**	**	**	**	**	**	**	**	**	**	**	**	**	**	**	**	**	**	**
4-Book		**	**	**	**	**	**	**	**	**	**	**	**	**	**	**	**	**	**	**	**
SP '04		**	**	**	**	**	**	**	**	**	**	**	**	**	**	**	**	**	**	**	**
TOTALS																					
SP '05		8531	48345	17.0		13307	42782	26.5		12341	38192	24.5		10591	40872	21.1		3517	25394	7.0	
WI '05		8324	48736	16.6		13107	43186	26.1		12440	37882	24.7		10413	41398	20.7		3209	24352	6.4	
FA '04		8617	48573	17.1		13536	42761	26.9		12760	38169	25.4		10777	41448	21.4		3315	24772	6.6	
SU '04		8627	48020	17.2		12889	41828	25.7		12307	38389	24.6		10382	41305	20.7		4032	26324	8.0	
4-Book		8525	48419	17.0		13210	42639	26.3		12462	38158	24.8		10541	41256	21.0		3518	25211	7.0	
SP '04		8752	48237	17.5		13806	42937	27.5		12671	38429	25.3		10455	40921	20.9		3774	25997	7.5	

** Station(s) not reported this survey.

* Listener estimates adjusted for reported broadcast schedule.

+ Station(s) changed call letters - see Page 13.

4-Book: Avg. of current and previous 3 surveys.
2-Book: Avg. of most recent 2 surveys.

Target Listener Estimates

Target Listener Estimates - Persons 25-49

Persons 25-49																				
Monday-Friday 6AM-7PM				Weekend 6AM-MID				Saturday 6AM-10AM				Saturday 10AM-3PM				Saturday 3PM-7PM				
AQH (00)	Cume (00)	AQH Rtg	AQH Shr	AQH (00)	Cume (00)	AQH Rtg	AQH Shr	AQH (00)	Cume (00)	AQH Rtg	AQH Shr	AQH (00)	Cume (00)	AQH Rtg	AQH Shr	AQH (00)	Cume (00)	AQH Rtg	AQH Shr	
KABC-AM																				
75	954	.1	.6	29	416	.1	.5	35	91	.1	.5	61	148	.1	.6	49	163	.1	.8	
4-Book	163	1582	.3	1.4	31	549	.1	.6	36	126	.1	.5	55	193	.1	.6	52	192	.1	.8
KAZN-AM																				
56	375	.1	.5	23	265	.4	.4	28	70	.1	.4	35	128	.1	.4	27	41	.1	.4	
4-Book	**	**	**	**	**	**	**	**	**	**	**	**	**	**	**	**	**	**	**	**
KBIG-FM																				
280	3945	.6	2.3	133	2361	.3	2.4	75	257	.1	1.1	195	763	.4	2.0	168	614	.3	2.6	
4-Book	347	4119	.7	2.9	144	2403	.3	2.6	112	415	.2	1.7	214	801	.4	2.3	206	732	.4	3.2
KBUA-FM																				
91	715	.2	.8	43	495	.1	.8	96	280	.2	1.4	99	278	.2	1.0	39	104	.1	.6	
4-Book	93	652	.2	.8	43	426	.1	.8	77	183	.2	1.2	74	192	.2	.8	44	127	.1	.7
KBUE-FM																				
341	2734	.7	2.8	133	1688	.3	2.4	247	590	.5	3.6	345	977	.7	3.5	155	416	.3	2.4	
4-Book	336	2952	.7	2.8	174	1835	.3	3.1	239	624	.5	3.6	368	972	.7	3.9	193	519	.4	2.9
KCBS-FM																				
541	6307	1.1	4.5	285	3927	.6	5.1	292	1006	.6	4.3	668	2104	1.3	6.8	338	1144	.7	5.3	
4-Book	315	4711	.6	2.6	171	2837	.4	3.1	157	581	.3	2.3	363	1350	.7	3.8	205	729	.4	3.2
+KDAY-FM																				
111	1940	.2	.9	71	1128	.1	1.3	57	209	.1	.8	155	432	.3	1.6	102	348	.2	1.6	
4-Book	140	1826	.3	1.2	87	1126	.2	1.6	83	289	.2	1.2	142	464	.3	1.5	106	341	.2	1.6
KDLD-FM																				
102	1172	.2	.8	36	521	.1	.6	39	137	.1	.6	59	183	.1	.6	62	186	.1	1.0	
4-Book	74	950	.1	.6	32	566	.1	.6	33	128	.1	.5	44	183	.1	.5	50	164	.1	.8
KDLE-FM																				
78	971	.2	.6	23	487	.4	.4	29	100	.1	.4	37	198	.1	.4	20	112	.3	.3	
4-Book	69	845	.2	.6	27	434	.1	.5	23	74	.1	.3	59	190	.1	.7	30	117	.1	.5
KEBN-FM																				
73	548	.1	.6	26	222	.1	.5	47	112	.1	.7	50	142	.1	.5	22	94	.3	.3	
4-Book	**	**	**	**	**	**	**	**	**	**	**	**	**	**	**	**	**	**	**	**
KFI -AM																				
342	3050	.7	2.8	59	1106	.1	1.1	78	385	.2	1.1	94	337	.2	1.0	33	172	.1	.5	
4-Book	407	3644	.8	3.4	82	1332	.2	1.5	172	509	.4	2.5	118	429	.2	1.2	48	185	.1	.7
KFSH-FM																				
99	1170	.2	.8	50	788	.1	.9	73	296	.1	1.1	71	315	.1	.7	69	209	.1	1.1	
4-Book	115	1307	.2	.9	61	930	.1	1.1	59	245	.1	.9	105	395	.2	1.1	76	247	.1	1.2
KFWB-AM																				
139	2964	.3	1.1	49	1250	.1	.9	96	486	.2	1.4	62	346	.1	.6	28	155	.1	.4	
4-Book	129	2847	.3	1.1	46	1148	.1	.8	62	320	.1	.9	73	354	.2	.8	40	225	.1	.6
KHHT-FM																				
335	3849	.7	2.8	224	2514	.4	4.0	225	694	.4	3.3	385	1039	.8	3.9	240	676	.5	3.8	
4-Book	323	3657	.7	2.7	199	2366	.4	3.6	164	554	.3	2.4	292	935	.6	3.1	213	643	.4	3.3
KHJ -AM																				
76	812	.2	.6	38	430	.1	.7	74	122	.1	1.1	62	197	.1	.6	67	128	.1	1.1	
4-Book	75	819	.2	.6	34	444	.1	.6	69	151	.1	1.0	64	209	.1	.7	39	97	.1	.6
KIIS-FM																				
478	7421	1.0	4.0	262	4290	.5	4.7	274	1016	.5	4.0	492	1953	1.0	5.0	268	1030	.5	4.2	
4-Book	416	6638	.9	3.4	217	3919	.4	3.9	215	818	.4	3.2	382	1631	.8	4.0	247	992	.5	3.8
KVVS-FM																				
11	232	.1	.1	9	159	.2	.2	11	24	.2	.2	17	48	.2	.2	22	72	.3	.3	
4-Book	13	200	.1	.1	8	110	.2	.2	9	39	.1	.1	10	35	.1	.1	12	41	.1	.2

** Station(s) not reported this survey.

* Listener estimates adjusted for reported broadcast schedule.

+ Station(s) changed call letters - see Page 13.

4-Book: Avg. of current and previous 3 surveys.
2-Book: Avg. of most recent 2 surveys.

Target Listener Estimates

Persons 25-49																				
Monday-Friday 6AM-7PM				Weekend 6AM-MID				Saturday 6AM-10AM				Saturday 10AM-3PM				Saturday 3PM-7PM				
AQH (00)	Cume (00)	AQH Rtg	AQH Shr	AQH (00)	Cume (00)	AQH Rtg	AQH Shr	AQH (00)	Cume (00)	AQH Rtg	AQH Shr	AQH (00)	Cume (00)	AQH Rtg	AQH Shr	AQH (00)	Cume (00)	AQH Rtg	AQH Shr	
KJLH-FM																				
SP '05	150	1476	.3	1.2	124	1563	.2	2.2	41	165	.1	.6	176	532	.4	1.8	102	265	.2	1.6
4-Book	176	1742	.4	1.4	147	1522	.3	2.6	99	300	.2	1.5	177	484	.4	1.9	126	358	.3	1.9
KKBT-FM																				
SP '05	305	3900	.6	2.5	156	2040	.3	2.8	119	382	.2	1.8	288	976	.6	2.9	183	599	.4	2.9
4-Book	296	4059	.6	2.5	140	2095	.3	2.5	150	446	.3	2.3	228	863	.5	2.4	178	616	.4	2.8
KKLA-FM																				
SP '05	49	775	.1	.4	11	214	.2		6	42	.1		22	84	.2		10	42	.2	
4-Book	63	841	.1	.5	16	291	.3		17	80	.3		22	101	.2		14	46	.2	
KLAC-AM																				
SP '05	81	1097	.2	.7	16	280	.3		17	56	.3		12	87	.1		33	109	.1	.5
4-Book	60	772	.1	.5	12	257	.2		11	36	.2		14	74	.1		23	82	.1	.4
KLAX-FM																				
SP '05	591	4322	1.2	4.9	314	2963	.6	5.6	741	1416	1.5	10.9	541	1368	1.1	5.5	271	627	.5	4.2
4-Book	603	4593	1.2	5.0	300	3052	.6	5.4	680	1341	1.4	10.1	475	1312	1.0	5.0	273	719	.5	4.2
KLOS-FM																				
SP '05	343	4571	.7	2.8	133	2327	.3	2.4	134	539	.3	2.0	243	1000	.5	2.5	150	580	.3	2.4
4-Book	339	4450	.7	2.8	134	2276	.3	2.4	163	574	.3	2.5	251	982	.5	2.7	184	639	.4	2.8
KLSX-FM																				
SP '05	549	4006	1.1	4.5	33	624	.1	.6	40	83	.1	.6	65	173	.1	.7	31	119	.1	.5
4-Book	593	4260	1.2	4.9	58	911	.1	1.0	71	205	.2	1.1	72	247	.2	.8	54	171	.1	.8
KLTX-AM																				
SP '05	61	418	.1	.5	26	312	.1	.5	73	146	.1	1.1	15	61	.2		18	70	.3	
4-Book	96	541	.2	.8	45	380	.1	.8	79	193	.2	1.2	71	176	.2	.8	48	119	.1	.7
KLVE-FM																				
SP '05	504	4952	1.0	4.2	291	3227	.6	5.2	284	798	.6	4.2	495	1356	1.0	5.0	304	917	.6	4.8
4-Book	520	5240	1.0	4.3	301	3346	.6	5.5	327	972	.7	4.9	517	1306	1.0	5.5	329	946	.7	5.1
KLYY-FM																				
SP '05	279	2772	.6	2.3	128	1528	.3	2.3	108	275	.2	1.6	215	509	.4	2.2	184	411	.4	2.9
4-Book	241	2444	.5	2.0	129	1456	.3	2.3	134	351	.3	2.0	233	597	.5	2.5	167	418	.4	2.6
KMXE-AM																				
SP '05	108	640	.2	.9	18	241	.3		11	28	.2		31	74	.1	.3	5	38	.1	
4-Book	**	**	**	**	**	**	**	**	**	**	**	**	**	**	**	**	**	**	**	**
KMZT-FM																				
SP '05	71	1527	.1	.6	66	1071	.1	1.2	67	235	.1	1.0	89	346	.2	.9	74	289	.1	1.2
4-Book	79	1418	.2	.7	49	945	.1	.9	44	179	.1	.7	69	283	.2	.7	61	236	.1	1.0
KNX -AM																				
SP '05	122	2716	.2	1.0	38	1129	.1	.7	76	421	.2	1.1	51	427	.1	.5	44	193	.1	.7
4-Book	129	2894	.2	1.1	45	1113	.1	.8	72	352	.2	1.1	73	369	.2	.8	59	288	.1	.9
KOST-FM																				
SP '05	453	4835	.9	3.7	162	2777	.3	2.9	153	602	.3	2.3	284	994	.6	2.9	167	642	.3	2.6
4-Book	445	4799	.9	3.7	190	2742	.4	3.4	183	631	.4	2.7	346	1116	.7	3.7	231	835	.5	3.6
KPWR-FM																				
SP '05	354	5474	.7	2.9	189	3262	.4	3.4	214	876	.4	3.1	379	1386	.8	3.8	279	1012	.6	4.4
4-Book	380	5479	.8	3.1	203	3173	.4	3.7	213	766	.4	3.2	372	1356	.8	3.9	287	1034	.6	4.5
KRCD-FM																				
SP '05	195	1834	.4	1.6	126	1372	.3	2.3	140	374	.3	2.1	224	543	.4	2.3	155	385	.3	2.4
4-Book	215	1977	.4	1.8	124	1274	.3	2.2	158	389	.3	2.4	202	466	.4	2.1	160	388	.3	2.5
KRCV-FM																				
SP '05	136	1428	.3	1.1	70	940	.1	1.3	115	282	.2	1.7	131	339	.3	1.3	69	262	.1	1.1
4-Book	133	1317	.3	1.1	82	876	.2	1.5	102	258	.2	1.5	137	379	.3	1.5	76	224	.2	1.2

** Station(s) not reported this survey.

* Listener estimates adjusted for reported broadcast schedule.

+ Station(s) changed call letters - see Page 13.

4-Book: Avg. of current and previous 3 surveys.
2-Book: Avg. of most recent 2 surveys.

Target Listener Estimates

Target Listener Estimates - Persons 25-49

		Persons 25-49																				
		Monday-Friday 6AM-7PM				Weekend 6AM-MID				Saturday 6AM-10AM				Saturday 10AM-3PM				Saturday 3PM-7PM				
		AQH (00)	Cume (00)	AQH Rtg	AQH Shr	AQH (00)	Cume (00)	AQH Rtg	AQH Shr	AQH (00)	Cume (00)	AQH Rtg	AQH Shr	AQH (00)	Cume (00)	AQH Rtg	AQH Shr	AQH (00)	Cume (00)	AQH Rtg	AQH Shr	
KRLA-AM	SP '05	39	452	.1	.3	3	58	.1		5	15			12	44			2	15			
	4-Book	70	685	.1	.6	7	132	.2		11	45			19	56			4	27		.1	
KROQ-FM	SP '05	478	6240	1.0	4.0	226	3709	.4	4.1	187	787	.4	2.8	448	1707	.9	4.5	283	1101	.6	4.4	
	4-Book	506	6482	1.0	4.2	206	3431	.4	3.7	190	758	.4	2.8	383	1512	.8	4.0	254	1034	.5	3.9	
KRTH-FM	SP '05	197	3521	.4	1.6	109	1983	.2	2.0	136	505	.3	2.0	216	837	.4	2.2	149	508	.3	2.3	
	4-Book	243	3816	.5	2.0	126	2081	.3	2.3	151	490	.3	2.3	218	802	.4	2.3	173	592	.4	2.7	
KSCA-FM	SP '05	718	4698	1.4	5.9	262	2800	.5	4.7	715	1574	1.4	10.5	456	1216	.9	4.6	250	698	.5	3.9	
	4-Book	565	3986	1.1	4.7	233	2391	.5	4.2	639	1295	1.3	9.5	395	1083	.8	4.2	205	560	.4	3.2	
KSPN-AM	SP '05	48	1114	.1	.4	34	579	.1	.6	15	62			46	131	.1	.5	45	157	.1	.7	
	4-Book	60	1192	.1	.5	30	543	.1	.5	13	76			55	199	.1	.6	32	130	.1	.5	
KSSE-FM	SP '05	367	3686	.7	3.0	178	2118	.4	3.2	237	601	.5	3.5	333	998	.7	3.4	243	741	.5	3.8	
	4-Book	375	3588	.8	3.1	166	2073	.3	3.0	231	580	.5	3.4	336	953	.7	3.6	202	622	.4	3.1	
+KTLK-AM	SP '05	65	698	.1	.5	13	317		.2	8	40			20	121		.2	15	68		.2	
	4-Book	57	706	.1	.5	13	288		.2	13	55			26	108	.1	.3	28	90	.1	.4	
KTNQ-AM	SP '05	97	1038	.2	.8	26	407	.1	.5	36	89	.1	.5	48	160	.1	.5	45	76	.1	.7	
	4-Book	97	987	.2	.8	27	377	.1	.5	40	111	.1	.6	42	117	.1	.5	38	81	.1	.6	
KTWV-FM	SP '05	391	3371	.8	3.2	143	2081	.3	2.6	205	530	.4	3.0	214	680	.4	2.2	179	529	.4	2.8	
	4-Book	347	3335	.7	2.9	150	1973	.3	2.7	165	542	.3	2.5	260	793	.5	2.8	182	589	.4	2.8	
KWIZ-FM	SP '05	58	625	.1	.5	43	454	.1	.8	8	44			42	68	.1	.4	63	150	.1	1.0	
	4-Book	81	872	.2	.7	51	580	.1	.9	60	158	.1	.9	78	194	.2	.8	65	167	.1	1.0	
KWVE-FM	SP '05	54	643	.1	.4	22	354		.4	27	87	.1	.4	38	125	.1	.4	27	120	.1	.4	
	4-Book	63	809	.2	.5	28	413	.1	.5	43	123	.1	.7	46	135	.1	.5	25	82	.1	.4	
KXOL-FM	SP '05	241	2482	.5	2.0	137	1683	.3	2.5	105	372	.2	1.5	251	640	.5	2.5	149	449	.3	2.3	
	4-Book	237	2484	.5	2.0	140	1520	.3	2.5	149	420	.3	2.2	277	647	.6	3.0	167	421	.3	2.6	
KYSR-FM	SP '05	307	5219	.6	2.5	137	2529	.3	2.5	79	336	.2	1.2	244	1109	.5	2.5	156	649	.3	2.4	
	4-Book	331	5500	.7	2.7	144	2915	.3	2.6	103	512	.2	1.6	261	1237	.5	2.8	184	765	.4	2.8	
KZLA-FM	SP '05	208	2713	.4	1.7	106	1648	.2	1.9	126	591	.3	1.9	209	773	.4	2.1	152	504	.3	2.4	
	4-Book	232	2655	.5	1.9	98	1596	.2	1.8	92	464	.2	1.4	198	782	.4	2.1	132	475	.3	2.1	
XTRA-AM	SP '05	31	426	.1	.3	13	194		.2	9	55			21	75		.2	18	18		.3	
	4-Book	40	657	.1	.4	11	246		.2	13	66			22	98		.2	17	53		.3	
KGGI-FM	SP '05	37	821	.1	.3	28	442	.1	.5	36	82	.1	.5	26	169	.1	.3	47	167	.1	.7	
	4-Book	28	738	.1	.2	19	388		.4	18	56		.3	26	148	.1	.3	25	119	.1	.4	
KOLA-FM	SP '05	17	350		.1	10	203		.2	5	13		.1	8	78		.1	10	61		.2	
	4-Book	**	**	**	**	**	**	**	**	**	**	**	**	**	**	**	**	**	**	**	**	**
TOTALS	SP '05	12100	47759	24.1		5565	38109	11.1		6799	17888	13.5		9849	24088	19.6		6379	16928	12.7		
	4-Book	12101	47836	24.1		5540	38129	11.0		6752	17698	13.4		9487	23829	18.9		6488	17426	12.9		

** Station(s) not reported this survey.

* Listener estimates adjusted for reported broadcast schedule.

+ Station(s) changed call letters - see Page 13.

4-Book: Avg. of current and previous 3 surveys.
2-Book: Avg. of most recent 2 surveys.

Target Listener Estimates

Persons 25-49																			
Saturday 7PM-MID				Sunday 6AM-10AM				Sunday 10AM-3PM				Sunday 3PM-7PM				Sunday 7PM-MID			
AQH (00)	Cume (00)	AQH Rtg	AQH Shr	AQH (00)	Cume (00)	AQH Rtg	AQH Shr	AQH (00)	Cume (00)	AQH Rtg	AQH Shr	AQH (00)	Cume (00)	AQH Rtg	AQH Shr	AQH (00)	Cume (00)	AQH Rtg	AQH Shr
KABC-AM																			
SP '05	14	100	.4	16	73	.4	26	93	.1	.4	28	86	.1	.5	3	14	.1		
4-Book	13	78	.4	16	76	.4	36	158	.1	.6	31	131	.1	.6	12	63	.4		
KAZN-AM																			
SP '05	4	19	.1	21	52	.6	31	115	.1	.5	39	113	.1	.8	4	19	.2		
4-Book	**	**	**	**	**	**	**	**	**	**	**	**	**	**	**	**	**	**	**
KBIG-FM																			
SP '05	219	727	.4	28	177	.1	.7	175	665	.3	2.7	139	467	.3	2.7	38	253	.1	1.5
4-Book	200	611	.4	53	239	.1	1.3	157	657	.3	2.4	131	484	.3	2.6	64	277	.1	2.4
KBUA-FM																			
SP '05	11	55	.3	34	69	.1	.9	32	89	.1	.5	26	55	.1	.5	14	43	.5	
4-Book	17	64	.5	38	92	.1	1.0	44	117	.1	.7	32	80	.1	.7	21	61	.1	.8
KBUE-FM																			
SP '05	41	273	.1	.70	250	.1	1.9	98	376	.2	1.5	65	253	.1	1.3	46	162	.1	1.8
4-Book	71	250	.1	90	280	.2	2.3	192	554	.4	3.0	154	405	.3	3.1	80	234	.2	2.9
KCBS-FM																			
SP '05	147	801	.3	158	650	.3	4.2	326	1417	.6	5.0	234	860	.5	4.6	90	343	.2	3.5
4-Book	97	470	.2	78	349	.2	2.0	211	919	.4	3.3	187	677	.4	3.7	60	270	.1	2.3
+KDAY-FM																			
SP '05	49	237	.1	39	132	.1	1.0	96	336	.2	1.5	60	253	.1	1.2	7	57	.3	
4-Book	74	254	.2	54	160	.1	1.4	103	352	.2	1.6	89	277	.2	1.8	40	149	.1	1.5
KDLD-FM																			
SP '05	11	65	.3	7	38	.2		52	199	.1	.8	50	134	.1	1.0	8	100	.3	
4-Book	24	102	.1	11	55	.3		37	176	.1	.6	39	154	.1	.8	18	94	.7	
KDLE-FM																			
SP '05	12	70	.3	5	36	.1		32	211	.1	.5	40	163	.1	.8	8	42	.3	
4-Book	8	54	.2	7	46	.2		44	163	.1	.7	35	117	.1	.7	11	41	.4	
KEBN-FM																			
SP '05	11	48	.3	21	74	.6		38	94	.1	.6	13	36	.3		8	32	.3	
4-Book	**	**	**	**	**	**	**	**	**	**	**	**	**	**	**	**	**	**	**
KFI -AM																			
SP '05	31	192	.1	78	250	.2	2.1	52	215	.1	.8	37	166	.1	.7	66	249	.1	2.5
4-Book	57	247	.1	88	300	.2	2.3	63	270	.1	1.0	41	171	.1	.8	75	261	.2	2.8
KFSH-FM																			
SP '05	18	164	.5	54	298	.1	1.4	69	461	.1	1.1	40	226	.1	.8	15	76	.6	
4-Book	24	156	.7	74	398	.2	1.9	83	489	.2	1.3	59	227	.1	1.2	15	92	.6	
KFWB-AM																			
SP '05	30	135	.1	40	182	.1	1.1	64	315	.1	1.0	69	347	.1	1.3	11	85	.4	
4-Book	31	172	.1	45	202	.1	1.2	56	301	.1	.9	47	240	.1	.9	17	109	.6	
KHHT-FM																			
SP '05	168	512	.3	121	328	.2	3.2	193	673	.4	2.9	184	523	.4	3.6	252	639	.5	9.7
4-Book	169	526	.3	99	338	.2	2.6	176	615	.4	2.7	200	615	.4	4.0	254	571	.5	9.3
KHJ -AM																			
SP '05	5	40	.1	40	69	.1	1.1	32	80	.1	.5	27	46	.1	.5	9	25	.3	
4-Book	16	64	.5	30	84	.1	.8	29	92	.1	.5	13	39	.3		12	42	.4	
KIIS-FM																			
SP '05	138	525	.3	187	834	.4	5.0	359	1472	.7	5.5	298	979	.6	5.8	76	433	.2	2.9
4-Book	132	592	.3	148	596	.3	3.9	317	1359	.6	4.9	209	792	.4	4.2	74	357	.2	2.9
KVVS-FM																			
SP '05	16	39	.5	2	12	.1		5	52	.1		1	11						
4-Book	11	28	.4	1	9	.1		7	30	.1		8	27	.2		4	11	.2	

** Station(s) not reported this survey.

* Listener estimates adjusted for reported broadcast schedule.

+ Station(s) changed call letters - see Page 13.

4-Book: Avg. of current and previous 3 surveys.
2-Book: Avg. of most recent 2 surveys.

Target Listener Estimates

Persons 25-49																				
Saturday 7PM-MID				Sunday 6AM-10AM				Sunday 10AM-3PM				Sunday 3PM-7PM				Sunday 7PM-MID				
AQH (00)	Cume (00)	AQH Rtg	AQH Shr	AQH (00)	Cume (00)	AQH Rtg	AQH Shr	AQH (00)	Cume (00)	AQH Rtg	AQH Shr	AQH (00)	Cume (00)	AQH Rtg	AQH Shr	AQH (00)	Cume (00)	AQH Rtg	AQH Shr	
KJLH-FM																				
SP '05	60	188	.1	1.7	142	471	.3	3.8	208	749	.4	3.2	175	435	.3	3.4	79	245	.2	3.0
4-Book	86	275	.2	2.4	163	448	.3	4.2	259	775	.5	4.0	194	452	.4	3.8	76	243	.2	2.8
KKBT-FM																				
SP '05	111	480	.2	3.2	138	376	.3	3.7	144	567	.3	2.2	178	629	.4	3.5	88	369	.2	3.4
4-Book	90	401	.2	2.6	120	340	.3	3.1	133	534	.3	2.1	137	471	.3	2.7	91	352	.2	3.3
KKLA-FM																				
SP '05	1	15			17	94		.5	18	98		.3	2	13			13	63		.5
4-Book	6	31		.2	26	117	.1	.7	23	109	.1	.4	10	40		.2	9	42		.3
KLAC-AM																				
SP '05	8	58		.2	6	30		.2	21	100		.3	31	141	.1	.6	8	43		.3
4-Book	7	49		.2	7	31		.2	18	74		.3	13	62		.3	7	30		.3
KLAX-FM																				
SP '05	149	404	.3	4.3	144	457	.3	3.8	336	870	.7	5.1	244	620	.5	4.8	119	448	.2	4.6
4-Book	127	398	.3	3.6	265	602	.5	6.8	303	869	.6	4.6	216	557	.5	4.3	106	340	.2	4.0
KLOS-FM																				
SP '05	48	155	.1	1.4	74	296	.1	2.0	199	658	.4	3.0	146	487	.3	2.9	66	256	.1	2.5
4-Book	66	285	.1	1.9	72	277	.1	1.9	153	632	.3	2.3	135	475	.3	2.7	50	216	.1	1.9
KLSX-FM																				
SP '05	10	50		.3	53	230	.1	1.4	42	204	.1	.6	17	101		.3	8	40		.3
4-Book	30	101	.1	.9	79	242	.2	2.0	75	268	.2	1.1	55	173	.1	1.1	30	108	.1	1.1
KLTX-AM																				
SP '05	8	58		.2	65	157	.1	1.7	23	91		.4	16	45		.3	5	28		.2
4-Book	15	53		.4	73	173	.1	1.9	44	147	.1	.7	28	56	.1	.6	9	36		.3
KLVE-FM																				
SP '05	220	722	.4	6.4	173	568	.3	4.6	457	1225	.9	7.0	181	534	.4	3.5	172	569	.3	6.6
4-Book	223	720	.5	6.5	218	619	.4	5.6	384	1103	.8	5.9	220	598	.5	4.4	165	558	.3	6.0
KLYY-FM																				
SP '05	61	214	.1	1.8	119	324	.2	3.2	185	402	.4	2.8	118	296	.2	2.3	37	214	.1	1.4
4-Book	78	237	.2	2.3	83	274	.2	2.2	173	435	.4	2.7	121	318	.3	2.4	36	149	.1	1.3
KMXE-AM																				
SP '05	29	72	.1	.8	12	30		.3	14	80		.2	18	35		.4	21	58		.8
4-Book	**	**	**	**	**	**	**	**	**	**	**	**	**	**	**	**	**	**	**	**
KMZT-FM																				
SP '05	34	185	.1	1.0	62	233	.1	1.7	96	326	.2	1.5	63	173	.1	1.2	44	214	.1	1.7
4-Book	41	165	.1	1.2	41	177	.1	1.1	57	284	.1	.9	45	165	.1	.9	35	150	.1	1.3
KNX -AM																				
SP '05	12	82		.3	45	219	.1	1.2	35	178	.1	.5	19	157		.4	30	160	.1	1.2
4-Book	18	89		.5	44	217	.1	1.1	50	244	.1	.8	30	173	.1	.6	23	133	.1	.9
KOST-FM																				
SP '05	128	590	.3	3.7	111	417	.2	3.0	156	626	.3	2.4	148	586	.3	2.9	133	487	.3	5.1
4-Book	139	564	.3	4.1	107	424	.2	2.8	222	803	.5	3.5	171	590	.3	3.4	107	476	.3	4.0
KPWR-FM																				
SP '05	156	711	.3	4.5	73	348	.1	2.0	164	822	.3	2.5	156	625	.3	3.1	83	336	.2	3.2
4-Book	154	666	.3	4.4	103	423	.2	2.8	200	839	.4	3.1	180	679	.4	3.6	108	372	.2	4.0
KRCB-FM																				
SP '05	89	314	.2	2.6	72	214	.1	1.9	111	286	.2	1.7	109	402	.2	2.1	99	300	.2	3.8
4-Book	90	293	.2	2.7	72	206	.1	1.9	123	346	.3	1.9	110	301	.2	2.2	77	237	.2	2.9
KRCV-FM																				
SP '05	45	178	.1	1.3	56	235	.1	1.5	93	337	.2	1.4	25	146		.5	23	91		.9
4-Book	58	171	.1	1.7	44	141	.1	1.2	85	247	.2	1.3	77	216	.2	1.6	66	176	.1	2.4

Target Listener Estimates - Persons 25-49

** Station(s) not reported this survey.

* Listener estimates adjusted for reported broadcast schedule.

+ Station(s) changed call letters - see Page 13.

4-Book: Avg. of current and previous 3 surveys.
2-Book: Avg. of most recent 2 surveys.

Target Listener Estimates

		Persons 25-49																					
		Saturday 7PM-MID				Sunday 6AM-10AM				Sunday 10AM-3PM				Sunday 3PM-7PM				Sunday 7PM-MID					
		AQH (00)	Cume (00)	AQH Rtg	AQH Shr	AQH (00)	Cume (00)	AQH Rtg	AQH Shr	AQH (00)	Cume (00)	AQH Rtg	AQH Shr	AQH (00)	Cume (00)	AQH Rtg	AQH Shr	AQH (00)	Cume (00)	AQH Rtg	AQH Shr		
KRLA-AM	SP '05																						
	4-Book	8	25		.2	3	4		.1	3	17		.1					3	15		.1		
KROQ-FM	SP '05	149	658	.3	4.3	88	406	.2	2.4	278	1192	.6	4.2	212	931	.4	4.1	136	583	.3	5.2		
	4-Book	136	628	.3	3.9	106	415	.2	2.8	253	1040	.5	3.9	195	770	.4	3.8	113	516	.2	4.1		
KRTH-FM	SP '05	78	281	.2	2.3	55	207	.1	1.5	113	479	.2	1.7	88	287	.2	1.7	38	116	.1	1.5		
	4-Book	67	295	.2	1.9	81	301	.2	2.1	163	611	.3	2.5	113	386	.2	2.2	45	202	.1	1.7		
KSCA-FM	SP '05	97	380	.2	2.8	205	557	.4	5.5	216	592	.4	3.3	160	454	.3	3.1	52	168	.1	2.0		
	4-Book	77	262	.2	2.2	206	547	.4	5.4	205	592	.4	3.1	126	313	.3	2.5	56	197	.1	2.1		
KSPN-AM	SP '05	40	100	.1	1.2	13	68		.3	48	276	.1	.7	40	101	.1	.8	22	62		.8		
	4-Book	25	93	.1	.7	15	67		.4	39	171	.1	.6	38	127	.1	.8	17	80		.6		
KSSE-FM	SP '05	59	226	.1	1.7	128	318	.3	3.4	208	582	.4	3.2	171	461	.3	3.3	60	238	.1	2.3		
	4-Book	90	338	.2	2.6	103	292	.2	2.7	182	596	.4	2.8	126	351	.3	2.5	59	217	.1	2.3		
+KTLK-AM	SP '05	15	111		.4	6	32		.2	5	27		.1	18	90		.4	17	66		.7		
	4-Book	5	36		.1	6	40		.2	13	49		.2	13	61		.3	7	30		.3		
KTND-AM	SP '05	29	104	.1	.8		7			13	30		.2	27	72	.1	.5	10	46		.4		
	4-Book	17	63		.5	16	49		.4	29	80		.4	23	54	.1	.4	12	50		.5		
KTWV-FM	SP '05	111	356	.2	3.2	91	312	.2	2.4	139	560	.3	2.1	150	444	.3	2.9	64	236	.1	2.5		
	4-Book	119	424	.3	3.4	89	313	.2	2.3	172	588	.4	2.6	135	415	.3	2.7	71	273	.1	2.6		
KWIZ-FM	SP '05	22	62		.6	60	105	.1	1.6	52	176	.1	.8	60	140	.1	1.2	41	130	.1	1.6		
	4-Book	26	101	.1	.8	46	129	.1	1.2	55	175	.1	.9	52	156	.1	1.1	30	93	.1	1.1		
KWVE-FM	SP '05	12	57		.3	26	111	.1	.7	24	84		.4	18	84		.4	3	35		.1		
	4-Book	15	53		.4	26	102	.1	.7	38	142	.1	.6	17	60		.4	13	45		.5		
KXOL-FM	SP '05	156	459	.3	4.5	57	199	.1	1.5	129	373	.3	2.0	163	438	.3	3.2	70	289	.1	2.7		
	4-Book	87	289	.2	2.5	81	269	.2	2.1	158	429	.3	2.4	130	323	.3	2.6	60	217	.1	2.2		
KYSR-FM	SP '05	152	501	.3	4.4	76	300	.2	2.0	207	998	.4	3.2	123	541	.2	2.4	32	200	.1	1.2		
	4-Book	107	477	.2	3.1	74	360	.2	1.9	208	1038	.4	3.2	145	628	.3	2.9	54	291	.1	2.0		
KZLA-FM	SP '05	29	145	.1	.8	50	299	.1	1.3	139	592	.3	2.1	117	439	.2	2.3	31	234	.1	1.2		
	4-Book	41	190	.1	1.2	58	329	.1	1.6	138	573	.3	2.1	97	357	.2	1.9	26	167	.1	1.0		
XTRA-AM	SP '05	17	26		.5	4	40		.1	12	51		.2	17	74		.3	3	12		.1		
	4-Book	11	43		.3	7	42		.2	12	58		.2	9	44		.2	2	9		.1		
KGFI-FM	SP '05	25	147		.7	9	12		.2	22	69		.3	26	86	.1	.5	35	81	.1	1.4		
	4-Book	13	71		.4	7	19		.2	18	74		.3	20	74		.4	23	63		.9		
KOLA-FM	SP '05	8	62		.2	16	37		.4	22	115		.3	3	25		.1	2	25		.1		
	4-Book	**	**	**	**	**	**	**	**	**	**	**	**	**	**	**	**	**	**	**	**	**	**
TOTALS	SP '05	3458	11598	6.9		3741	11743	7.4		6545	18061	13.0		5113	14010	10.2		2591	8720	5.2			
	4-Book	3464	11260	6.9		3862	11754	7.7		6535	18459	13.0		5038	13621	10.1		2687	8642	5.4			

** Station(s) not reported this survey.

* Listener estimates adjusted for reported broadcast schedule.

+ Station(s) changed call letters - see Page 13.

4-Book: Avg. of current and previous 3 surveys
2-Book: Avg. of most recent 2 surveys.

Target Listener Trends

Persons 25-54																				
Monday-Sunday 6AM-MID				Monday-Friday 6AM-10AM				Monday-Friday 10AM-3PM				Monday-Friday 3PM-7PM				Monday-Friday 7PM-MID				
AQH (00)	Cume (00)	AQH Rtg	AQH Shr	AQH (00)	Cume (00)	AQH Rtg	AQH Shr	AQH (00)	Cume (00)	AQH Rtg	AQH Shr	AQH (00)	Cume (00)	AQH Rtg	AQH Shr	AQH (00)	Cume (00)	AQH Rtg	AQH Shr	
KABC-AM																				
SP '05	91	1776	.2	.9	129	762	.2	.8	133	893	.2	.9	140	1012	.2	1.1	45	553	.1	1.1
WI '05	141	2562	.2	1.5	198	1304	.3	1.3	263	1366	.5	1.8	221	1506	.4	1.8	69	893	.1	1.8
FA '04	178	3018	.3	1.8	146	1275	.3	.9	392	1799	.7	2.7	293	1837	.5	2.4	82	745	.1	2.2
SU '04	143	2620	.2	1.5	161	1197	.3	1.1	242	1348	.4	1.7	229	1380	.4	1.9	77	729	.1	1.7
4-Book	138	2494	.2	1.4	159	1135	.3	1.0	258	1352	.5	1.8	221	1434	.4	1.8	68	730	.1	1.7
SP '04	188	2960	.3	1.9	161	1286	.3	1.0	311	1646	.5	2.1	331	1871	.6	2.8	123	842	.2	2.9
KAZN-AM																				
SP '05	45	480	.1	.5	80	338	.1	.5	54	257	.1	.4	68	303	.1	.6	18	132		.4
WI '05	**	**	**	**	**	**	**	**	**	**	**	**	**	**	**	**	**	**	**	**
FA '04	**	**	**	**	**	**	**	**	**	**	**	**	**	**	**	**	**	**	**	**
SU '04	**	**	**	**	**	**	**	**	**	**	**	**	**	**	**	**	**	**	**	**
4-Book	**	**	**	**	**	**	**	**	**	**	**	**	**	**	**	**	**	**	**	**
SP '04	**	**	**	**	**	**	**	**	**	**	**	**	**	**	**	**	**	**	**	**
KBIG-FM																				
SP '05	239	5829	.4	2.4	274	2283	.5	1.8	413	2545	.7	2.9	316	2921	.5	2.6	95	1370	.2	2.3
WI '05	257	5508	.4	2.6	297	2279	.5	1.9	428	2543	.7	3.0	377	2875	.6	3.1	110	1290	.2	2.9
FA '04	252	5590	.4	2.5	306	2536	.5	2.0	468	2475	.8	3.2	326	2795	.6	2.6	74	1137	.1	1.9
SU '04	328	6267	.6	3.3	397	2553	.7	2.7	632	3171	1.1	4.5	439	3230	.8	3.7	91	1442	.2	2.0
4-Book	269	5799	.5	2.7	319	2413	.6	2.1	485	2684	.8	3.4	365	2955	.6	3.0	93	1310	.2	2.3
SP '04	302	6384	.5	3.0	373	2821	.6	2.4	584	3352	1.0	4.0	403	3165	.7	3.4	106	1665	.2	2.5
KBUA-FM																				
SP '05	71	858	.1	.7	139	612	.2	.9	104	570	.2	.7	60	415	.1	.5	27	209		.7
WI '05	61	746	.1	.6	130	494	.2	.9	95	449	.2	.7	45	349	.1	.4	15	181		.4
FA '04	76	726	.1	.8	112	431	.2	.7	133	415	.2	.9	91	422	.2	.7	23	173		.6
SU '04	76	781	.1	.8	114	427	.2	.8	144	598	.2	1.0	68	466	.1	.6	16	200		.4
4-Book	71	778	.1	.7	124	491	.2	.8	119	508	.2	.8	66	413	.1	.6	20	191		.5
SP '04	63	665	.1	.6	110	384	.2	.7	102	308	.2	.7	52	390	.1	.4	19	135		.4
KBUE-FM																				
SP '05	235	3374	.4	2.4	339	1595	.6	2.2	467	2053	.8	3.3	215	1481	.4	1.8	73	752	.1	1.8
WI '05	253	3696	.4	2.6	340	1839	.6	2.2	508	2293	.9	3.6	197	1559	.3	1.6	70	745	.1	1.8
FA '04	248	3641	.4	2.5	341	1909	.6	2.2	407	2140	.7	2.8	255	1572	.4	2.1	91	937	.2	2.4
SU '04	284	3783	.5	2.9	375	1746	.6	2.5	409	2233	.7	2.9	348	2112	.6	2.9	107	892	.2	2.4
4-Book	255	3624	.4	2.6	349	1772	.6	2.3	448	2180	.8	3.2	254	1681	.4	2.1	85	832	.2	2.1
SP '04	291	3987	.5	2.9	377	2035	.6	2.4	391	2129	.7	2.7	345	2165	.6	2.9	146	1323	.3	3.4
KCBS-FM																				
SP '05	420	8164	.7	4.3	522	3999	.9	3.4	678	4230	1.2	4.8	573	4942	1.0	4.7	121	2267	.2	3.0
WI '05	211	6392	.4	2.2	251	2668	.4	1.6	292	2883	.5	2.0	331	3737	.6	2.7	94	1594	.2	2.5
FA '04	227	5609	.4	2.3	258	2375	.4	1.7	364	2662	.6	2.5	358	3456	.6	2.9	65	1327	.1	1.7
SU '04	189	6264	.3	1.9	177	1899	.3	1.2	274	2522	.5	1.9	260	3442	.4	2.2	88	1432	.2	2.0
4-Book	262	6607	.5	2.7	302	2735	.5	2.0	402	3074	.7	2.8	381	3894	.7	3.1	92	1655	.2	2.3
SP '04	251	6494	.4	2.5	314	2637	.5	2.0	395	3083	.7	2.7	342	3594	.6	2.8	80	1598	.1	1.9
+KDAY-FM																				
SP '05	87	2378	.1	.9	102	915	.2	.7	112	1235	.2	.8	121	1312	.2	1.0	38	585	.1	.9
WI '05	110	2405	.2	1.1	114	1033	.2	.7	186	1327	.3	1.3	140	1202	.2	1.2	55	659	.1	1.4
FA '04	113	2066	.2	1.1	130	913	.2	.8	132	955	.2	.9	183	1409	.3	1.5	71	681	.1	1.9
SU '04	151	2244	.3	1.5	157	965	.3	1.1	169	1141	.3	1.2	211	1182	.4	1.8	95	813	.2	2.1
4-Book	115	2273	.2	1.2	126	957	.2	.8	150	1165	.3	1.1	164	1276	.3	1.4	65	685	.1	1.6
SP '04	137	1914	.2	1.4	120	821	.2	.8	217	1117	.4	1.5	197	1027	.3	1.6	54	430	.1	1.3
KDLD-FM																				
SP '05	78	1517	.1	.8	88	671	.2	.6	146	903	.3	1.0	103	753	.2	.8	34	514	.1	.8
WI '05	52	1285	.1	.5	48	620	.1	.3	96	691	.2	.7	78	726	.1	.6	22	467		.6
FA '04	56	1135	.1	.6	42	403	.1	.3	91	554	.2	.6	80	757	.1	.6	38	390	.1	1.0
SU '04	38	1035	.1	.4	32	387	.1	.2	64	461	.1	.5	64	588	.1	.5	16	284		.4
4-Book	56	1243	.1	.6	53	520	.1	.4	99	652	.2	.7	81	706	.1	.6	28	414	.1	.7
SP '04	51	1055	.1	.5	25	280		.2	89	662	.2	.6	83	652	.1	.7	34	316	.1	.8

Target Listener Trends - Persons 25-54

** Station(s) not reported this survey. * Listener estimates adjusted for reported broadcast schedule. + Station(s) changed call letters - see Page 13. 4-Book: Avg. of current and previous 3 surveys. 2-Book: Avg. of most recent 2 surveys.

Target Listener Trends

	Persons 25-54																			
	Monday-Sunday 6AM-MID				Monday-Friday 6AM-10AM				Monday-Friday 10AM-3PM				Monday-Friday 3PM-7PM				Monday-Friday 7PM-MID			
	AQH (00)	Cume (00)	AQH Rtg	AQH Shr	AQH (00)	Cume (00)	AQH Rtg	AQH Shr	AQH (00)	Cume (00)	AQH Rtg	AQH Shr	AQH (00)	Cume (00)	AQH Rtg	AQH Shr	AQH (00)	Cume (00)	AQH Rtg	AQH Shr
KDLE-FM																				
SP '05	52	1207	.1	.5	57	426	.1	.4	104	685	.2	.7	69	715	.1	.6	23	350		.6
WI '05	61	1010	.1	.6	64	422	.1	.4	122	587	.2	.9	87	607	.1	.7	24	249		.6
FA '04	46	1066	.1	.5	45	463	.1	.3	73	452	.1	.5	67	591	.1	.5	16	250		.4
SU '04	32	820	.1	.3	34	261	.1	.2	56	478	.1	.4	37	456	.1	.3	13	188		.3
4-Book	48	1026	.1	.5	50	393	.1	.2	89	551	.2	.6	65	592	.1	.5	19	259		.5
SP '04	48	1099	.1	.5	61	597	.1	.4	79	576	.1	.5	71	609	.1	.6	16	300		.4
KEBN-FM																				
SP '05	53	635	.1	.5	102	339	.2	.7	95	376	.2	.7	43	285	.1	.4	20	198		.5
WI '05	**	**	**	**	**	**	**	**	**	**	**	**	**	**	**	**	**	**	**	**
FA '04	**	**	**	**	**	**	**	**	**	**	**	**	**	**	**	**	**	**	**	**
SU '04	**	**	**	**	**	**	**	**	**	**	**	**	**	**	**	**	**	**	**	**
4-Book	**	**	**	**	**	**	**	**	**	**	**	**	**	**	**	**	**	**	**	**
SP '04	**	**	**	**	**	**	**	**	**	**	**	**	**	**	**	**	**	**	**	**
KFI -AM																				
SP '05	281	4280	.5	2.9	475	2671	.8	3.1	444	2581	.8	3.1	438	2651	.8	3.6	102	1064	.2	2.5
WI '05	357	5646	.6	3.7	597	3159	1.0	3.9	532	3279	.9	3.7	545	2946	.9	4.5	143	972	.2	3.8
FA '04	328	4958	.6	3.3	545	2728	.9	3.5	463	2667	.8	3.2	576	2874	1.0	4.7	125	1247	.2	3.3
SU '04	354	5354	.6	3.6	644	3017	1.1	4.3	511	2899	.9	3.6	565	3097	1.0	4.8	111	1112	.2	2.5
4-Book	330	5060	.6	3.4	565	2894	1.0	3.7	488	2857	.9	3.4	531	2892	.9	4.4	120	1099	.2	3.0
SP '04	363	6024	.6	3.6	676	3580	1.2	4.3	543	3155	.9	3.7	454	3173	.8	3.8	156	1319	.3	3.7
KFSH-FM																				
SP '05	82	1644	.1	.8	116	875	.2	.8	106	707	.2	.7	105	1006	.2	.9	31	529	.1	.8
WI '05	92	1816	.2	.9	159	1078	.3	1.0	131	920	.2	.9	111	1125	.2	.9	34	547	.1	.9
FA '04	110	1879	.2	1.1	167	1189	.3	1.1	166	919	.3	1.1	126	1051	.2	1.0	33	528	.1	.9
SU '04	95	1778	.2	1.0	119	927	.2	.8	145	884	.2	1.0	103	887	.2	.9	30	550	.1	.7
4-Book	95	1779	.2	1.0	140	1017	.3	.9	137	858	.2	.9	111	1017	.2	.9	32	539	.1	.8
SP '04	127	2022	.2	1.3	189	1329	.3	1.2	178	1220	.3	1.2	117	1129	.2	1.0	55	748	.1	1.3
KFWB-AM																				
SP '05	129	4391	.2	1.3	263	2626	.5	1.7	130	1591	.2	.9	193	2404	.3	1.6	61	962	.1	1.5
WI '05	99	3853	.2	1.0	240	2288	.4	1.6	106	1182	.2	.7	138	1825	.2	1.1	30	784	.1	.8
FA '04	123	4446	.2	1.2	282	2636	.5	1.8	130	1625	.2	.9	162	2143	.3	1.3	35	889	.1	.9
SU '04	113	4178	.2	1.1	186	2021	.3	1.2	108	1536	.2	.8	143	1887	.2	1.2	107	1133	.2	2.4
4-Book	116	4217	.2	1.2	243	2393	.4	1.6	119	1484	.2	.8	159	2065	.3	1.3	58	942	.1	1.4
SP '04	79	3326	.1	.8	167	1710	.3	1.1	56	904	.1	.4	97	1421	.2	.8	55	861	.1	1.3
KHHT-FM																				
SP '05	306	5266	.5	3.1	364	2255	.6	2.4	417	2750	.7	2.9	364	2832	.6	3.0	169	1701	.3	4.2
WI '05	267	5091	.5	2.8	350	2394	.6	2.3	368	2277	.6	2.6	324	2428	.6	2.7	129	1561	.2	3.4
FA '04	279	4953	.5	2.8	335	2175	.6	2.2	427	2249	.7	2.9	351	2644	.6	2.8	161	1357	.3	4.2
SU '04	324	5149	.6	3.3	309	2213	.5	2.1	487	2598	.8	3.5	403	2840	.7	3.4	202	1875	.3	4.5
4-Book	294	5115	.5	3.0	340	2259	.6	2.3	425	2469	.7	3.0	361	2686	.6	3.0	165	1624	.3	4.1
SP '04	266	4805	.5	2.6	298	2211	.5	1.9	390	2420	.7	2.7	330	2632	.6	2.7	158	1690	.3	3.7
KHJ -AM																				
SP '05	71	1168	.1	.7	141	492	.2	.9	75	568	.1	.5	85	424	.1	.7	26	297		.6
WI '05	78	1014	.1	.8	134	500	.2	.9	132	565	.2	.9	80	380	.1	.7	26	248		.7
FA '04	75	1500	.1	.8	165	717	.3	1.1	120	793	.2	.8	47	545	.1	.4	21	242		.6
SU '04	61	1240	.1	.6	76	495	.1	.5	106	669	.2	.8	71	530	.1	.6	27	228		.6
4-Book	71	1231	.1	.7	129	551	.2	.9	108	649	.2	.8	71	470	.1	.6	25	254		.6
SP '04	91	1563	.2	.9	198	720	.3	1.3	114	742	.2	.8	95	544	.2	.8	21	242		.5
KIIS-FM																				
SP '05	381	9358	.7	3.9	633	4950	1.1	4.1	463	4137	.8	3.3	486	5125	.8	4.0	147	2399	.3	3.6
WI '05	323	8117	.6	3.3	533	4328	.9	3.5	420	3427	.7	2.9	435	4131	.7	3.6	112	1999	.2	2.9
FA '04	290	8364	.5	2.9	456	4343	.8	2.9	340	3497	.6	2.3	402	4248	.7	3.3	125	2080	.2	3.3
SU '04	299	7935	.5	3.0	420	3461	.7	2.8	412	3817	.7	2.9	408	4091	.7	3.4	126	2069	.2	2.8
4-Book	323	8444	.6	3.3	511	4271	.9	3.3	409	3720	.7	2.9	433	4399	.7	3.6	128	2137	.2	3.2
SP '04	219	7164	.4	2.2	331	3460	.6	2.1	334	3216	.6	2.3	251	3776	.4	2.1	82	1734	.1	1.9

** Station(s) not reported this survey.

* Listener estimates adjusted for reported broadcast schedule.

+ Station(s) changed call letters - see Page 13.

4-Book: Avg. of current and previous 3 surveys.
2-Book: Avg. of most recent 2 surveys.



Target Listener Trends

Persons 25-54

	Monday-Sunday 6AM-MID				Monday-Friday 6AM-10AM				Monday-Friday 10AM-3PM				Monday-Friday 3PM-7PM				Monday-Friday 7PM-MID			
	AQH (00)	Cume (00)	AQH Rtg	AQH Shr	AQH (00)	Cume (00)	AQH Rtg	AQH Shr	AQH (00)	Cume (00)	AQH Rtg	AQH Shr	AQH (00)	Cume (00)	AQH Rtg	AQH Shr	AQH (00)	Cume (00)	AQH Rtg	AQH Shr
KVVS-FM																				
SP '05	9	274		.1	9	109		.1	7	151			17	107		.1	3	33		.1
WI '05	20	234		.2	27	183		.2	17	123		.1	23	177		.2	26	55		.7
FA '04	8	174		.1	12	66		.1	11	49		.1	9	123		.1	3	36		.1
SU '04	5	216		.1	5	86			10	156		.1	4	40			4	28		.1
4-Book	11	225		.1	13	111		.1	11	120		.1	13	112		.1	9	38		.3
SP '04	12	227		.1	19	88		.1	19	80		.1	21	145		.2	2	61		
KJLH-FM																				
SP '05	154	2541	.3	1.6	203	1052	.3	1.3	184	992	.3	1.3	158	1078	.3	1.3	88	801	.2	2.2
WI '05	177	2796	.3	1.8	275	1350	.5	1.8	235	1200	.4	1.6	188	1393	.3	1.6	61	698	.1	1.6
FA '04	164	2755	.3	1.7	217	1265	.4	1.4	189	1120	.3	1.3	171	1391	.3	1.4	81	919	.1	2.1
SU '04	219	2700	.4	2.2	257	1388	.4	1.7	250	1407	.4	1.8	250	1484	.4	2.1	130	974	.2	2.9
4-Book	179	2698	.3	1.8	238	1264	.4	1.6	215	1180	.4	1.5	192	1337	.3	1.6	90	848	.2	2.2
SP '04	222	2559	.4	2.2	306	1389	.5	1.9	282	1301	.5	1.9	275	1651	.5	2.3	105	954	.2	2.5
KKBT-FM																				
SP '05	236	4670	.4	2.4	451	2631	.8	2.9	235	2103	.4	1.7	298	2540	.5	2.4	115	1139	.2	2.8
WI '05	193	5011	.3	2.0	391	2586	.7	2.6	201	2055	.3	1.4	235	2539	.4	1.9	72	1087	.1	1.9
FA '04	220	4989	.4	2.2	454	2605	.8	2.9	224	2104	.4	1.5	275	2724	.5	2.2	79	1291	.1	2.1
SU '04	259	5268	.4	2.6	518	2843	.9	3.5	323	2396	.6	2.3	296	2851	.5	2.5	122	1405	.2	2.7
4-Book	227	4985	.4	2.3	454	2666	.8	3.0	246	2165	.4	1.7	276	2664	.5	2.3	97	1231	.2	2.4
SP '04	213	5118	.4	2.1	476	2714	.8	3.0	215	2404	.4	1.5	217	2387	.4	1.8	77	1304	.1	1.8
KKLA-FM																				
SP '05	34	946	.1	.3	62	642	.1	.4	45	415	.1	.3	57	453	.1	.5	11	150		.3
WI '05	58	1348	.1	.6	118	842	.2	.8	69	686	.1	.5	86	647	.1	.7	24	288		.6
FA '04	42	1078	.1	.4	93	586	.2	.6	65	424	.1	.4	61	534	.1	.5	10	153		.3
SU '04	55	1030	.1	.6	86	630	.1	.6	65	459	.1	.5	104	606	.2	.9	25	235		.6
4-Book	47	1101	.1	.5	90	675	.2	.6	61	496	.1	.4	77	560	.1	.7	18	207	.5	.5
SP '04	58	1268	.1	.6	97	733	.2	.6	89	674	.2	.6	75	529	.1	.6	23	227		.5
KLAC-AM																				
SP '05	72	1487	.1	.7	75	607	.1	.5	148	762	.3	1.0	89	714	.2	.7	58	402	.1	1.4
WI '05	82	1699	.1	.8	101	828	.2	.7	171	758	.3	1.2	99	853	.2	.8	52	547	.1	1.4
FA '04	29	963		.3	31	217		.2	35	297		.2	26	413		.2	38	332		1.0
SU '04	26	756		.3	29	327		.2	39	311		.3	46	398		.4	12	238		.3
4-Book	52	1226	.1	.5	59	495	.1	.4	98	532	.2	.7	65	595	.1	.5	40	380	.1	1.0
SP '04	69	2304	.1	.7	48	387	.1	.3	52	335	.1	.4	94	1187	.2	.8	100	1223	.2	2.4
KLAX-FM																				
SP '05	454	5490	.8	4.6	935	3316	1.6	6.1	597	3296	1.0	4.2	383	2277	.7	3.1	143	1247	.2	3.5
WI '05	351	5217	.6	3.6	809	3098	1.4	5.3	472	2780	.8	3.3	293	2133	.5	2.4	71	867	.1	1.9
FA '04	443	5793	.8	4.5	978	3453	1.7	6.3	624	3581	1.1	4.3	316	2351	.5	2.6	102	989	.2	2.7
SU '04	567	6556	1.0	5.8	1279	4206	2.2	8.6	763	3944	1.3	5.4	434	2897	.7	3.7	133	1485	.2	3.0
4-Book	454	5764	.8	4.6	1000	3518	1.7	6.6	614	3400	1.1	4.3	357	2415	.6	3.0	112	1147	.2	2.8
SP '04	645	7071	1.1	6.4	1446	4580	2.5	9.1	894	4757	1.5	6.1	545	3470	.9	4.5	125	1341	.2	2.9
KLQS-FM																				
SP '05	255	6062	.4	2.6	507	2699	.9	3.3	324	2663	.6	2.3	324	3300	.6	2.7	87	1261	.1	2.1
WI '05	226	6133	.4	2.3	482	2807	.8	3.2	280	2388	.5	2.0	277	3133	.5	2.3	66	1268	.1	1.7
FA '04	280	5675	.5	2.8	545	2684	.9	3.5	392	2250	.7	2.7	377	3103	.6	3.1	72	1180	.1	1.9
SU '04	272	6193	.5	2.8	479	2905	.8	3.2	359	2592	.6	2.5	312	3388	.5	2.6	98	1518	.2	2.2
4-Book	258	8016	.5	2.6	503	2774	.9	3.3	339	2473	.6	2.4	323	3231	.6	2.7	81	1307	.1	2.0
SP '04	277	6093	.5	2.8	487	2726	.8	3.1	392	2681	.7	2.7	349	3046	.6	2.9	86	1461	.1	2.0
KLXS-FM																				
SP '05	342	4775	.6	3.5	831	2959	1.4	5.4	607	2596	1.0	4.3	429	2272	.7	3.5	52	759	.1	1.3
WI '05	312	5054	.5	3.2	823	3090	1.4	5.4	423	2524	.7	3.0	387	2447	.7	3.2	81	940	.1	2.1
FA '04	439	5163	.8	4.4	1003	3416	1.7	6.5	743	2719	1.3	5.1	581	2817	1.0	4.7	74	857	.1	1.9
SU '04	372	5366	.6	3.8	999	3563	1.7	6.7	541	2456	.9	3.8	436	2584	.8	3.7	90	1059	.2	2.0
4-Book	366	5090	.6	3.7	914	3257	1.6	6.0	579	2574	1.0	4.1	458	2530	.8	3.8	74	904	.1	1.8
SP '04	412	5860	.7	4.1	1037	3680	1.8	6.6	621	2974	1.1	4.2	503	2803	.9	4.2	101	1091	.2	2.4

Target Listener Trends - Persons 25-54

** Station(s) not reported this survey.

* Listener estimates adjusted for reported broadcast schedule.

+ Station(s) changed call letters - see Page 13.

4-Book: Avg. of current and previous 3 surveys.
2-Book: Avg. of most recent 2 surveys.

Target Listener Trends

Persons 25-54																				
Monday-Sunday 6AM-MID				Monday-Friday 6AM-10AM				Monday-Friday 10AM-3PM				Monday-Friday 3PM-7PM				Monday-Friday 7PM-MID				
AQH (00)	Cume (00)	AQH Rtg	AQH Shr	AQH (00)	Cume (00)	AQH Rtg	AQH Shr	AQH (00)	Cume (00)	AQH Rtg	AQH Shr	AQH (00)	Cume (00)	AQH Rtg	AQH Shr	AQH (00)	Cume (00)	AQH Rtg	AQH Shr	
KLTX-AM																				
SP '05	42	498	.1	.4	81	339	.1	.5	71	291	.1	.5	35	241	.1	.3	9	152	.2	
WI '05	72	863	.1	.7	116	523	.2	.8	132	541	.2	.9	60	367	.1	.5	18	165	.5	
FA '04	78	735	.1	.8	108	414	.2	.7	129	440	.2	.9	93	474	.2	.8	34	241	.1	
SU '04	108	601	.2	1.1	151	393	.3	1.0	164	414	.3	1.2	128	401	.2	1.1	37	164	.1	
4-Book	75	674	.1	.8	114	417	.2	.8	124	422	.2	.9	79	371	.2	.7	25	181	.1	
SP '04	81	675	.1	.8	143	527	.2	.9	116	488	.2	.8	84	442	.1	.7	30	319	.1	
KLVE-FM																				
SP '05	453	6750	.8	4.6	598	3239	1.0	3.9	688	3353	1.2	4.9	502	3383	.9	4.1	234	2127	.4	
WI '05	430	6746	.7	4.4	486	3107	.8	3.2	649	3597	1.1	4.5	529	3277	.9	4.4	226	2022	.4	
FA '04	457	7458	.8	4.6	645	3908	1.1	4.2	681	4071	1.2	4.7	501	3655	.9	4.1	217	2036	.4	
SU '04	442	7017	.8	4.5	553	3289	1.0	3.7	667	3859	1.1	4.7	448	3275	.8	3.8	275	2266	.5	
4-Book	446	6993	.8	4.5	571	3386	1.0	3.8	671	3720	1.2	4.7	495	3398	.9	4.1	238	2113	.4	
SP '04	341	6194	.6	3.4	473	2681	.8	3.0	452	3333	.8	3.1	373	3056	.6	3.1	221	2102	.4	
KLYY-FM																				
SP '05	204	3439	.3	2.1	190	1227	.3	1.2	373	2112	.6	2.6	328	1702	.6	2.7	42	520	.1	
WI '05	219	3018	.4	2.3	216	1103	.4	1.4	391	1870	.7	2.7	254	1486	.4	2.1	93	628	.2	
FA '04	145	2765	.2	1.5	164	1091	.3	1.1	243	1564	.4	1.7	178	1336	.3	1.4	43	561	.1	
SU '04	170	2996	.3	1.7	168	1094	.3	1.1	308	1823	.5	2.2	198	1503	.3	1.7	69	745	.1	
4-Book	185	3055	.3	1.9	185	1129	.3	1.2	329	1842	.6	2.3	240	1507	.4	2.0	62	614	.1	
SP '04	166	2848	.3	1.7	135	935	.2	.9	323	1797	.6	2.2	176	1222	.3	1.5	79	643	.1	
KMXE-AM																				
SP '05	88	795	.2	.9	102	371	.2	.7	166	566	.3	1.2	127	560	.2	1.0	55	216	.1	
WI '05	82	756	.1	.8	121	389	.2	.8	146	523	.3	1.0	121	381	.2	1.0	33	214	.1	
FA '04	**	**	**	**	**	**	**	**	**	**	**	**	**	**	**	**	**	**	**	**
SU '04	61	727	.1	.6	85	334	.1	.6	99	376	.2	.7	76	372	.1	.6	33	185	.1	
4-Book	**	**	**	**	**	**	**	**	**	**	**	**	**	**	**	**	**	**	**	**
SP '04	63	578	.1	.6	61	290	.1	.4	130	397	.2	.9	88	368	.2	.7	37	196	.1	
KMZT-FM																				
SP '05	74	2525	.1	.8	88	981	.2	.6	74	962	.1	.5	92	1018	.2	.8	36	714	.1	
WI '05	74	2115	.1	.8	89	792	.2	.6	109	831	.2	.8	108	903	.2	.9	36	579	.1	
FA '04	103	2776	.2	1.0	119	1222	.2	.8	147	1128	.3	1.0	130	1245	.2	1.1	62	877	.1	
SU '04	84	2290	.1	.9	101	837	.2	.7	108	1038	.2	.8	96	1121	.2	.8	75	823	.1	
4-Book	84	2427	.1	.9	99	958	.2	.7	110	990	.2	.8	107	1072	.2	.9	52	748	.1	
SP '04	99	2468	.2	1.0	104	839	.2	.7	152	1041	.3	1.0	116	1167	.2	1.0	58	670	.1	
KNX -AM																				
SP '05	103	3898	.2	1.0	226	2106	.4	1.5	109	1457	.2	.8	136	1965	.2	1.1	30	682	.1	
WI '05	147	4480	.3	1.5	331	2815	.6	2.2	123	1607	.2	.9	218	2291	.4	1.8	89	1160	.2	
FA '04	104	4031	.2	1.1	224	2223	.4	1.4	126	1495	.2	.9	138	2026	.2	1.1	31	734	.1	
SU '04	118	4462	.2	1.2	241	2627	.4	1.6	84	1435	.1	.6	192	2428	.3	1.6	55	885	.1	
4-Book	118	4218	.2	1.2	256	2443	.5	1.7	111	1499	.2	.8	171	2178	.3	1.4	51	865	.1	
SP '04	148	4778	.3	1.5	349	2702	.6	2.2	147	1583	.3	1.0	189	2278	.3	1.6	44	1085	.1	
KOST-FM																				
SP '05	368	7355	.6	3.7	527	3274	.9	3.4	572	3172	1.0	4.0	481	3890	.8	3.9	192	2126	.3	
WI '05	350	6975	.6	3.6	358	2819	.6	2.3	554	3209	.9	3.9	527	3856	.9	4.4	175	2113	.3	
FA '04	473	7568	.8	4.8	535	3685	.9	3.4	862	3725	1.5	5.9	644	4360	1.1	5.2	170	2474	.3	
SU '04	312	6354	.5	3.2	373	2814	.6	2.5	476	2942	.8	3.4	420	3273	.7	3.5	165	2049	.3	
4-Book	376	7063	.6	3.8	448	3148	.8	2.9	616	3262	1.1	4.3	518	3845	.9	4.3	176	2191	.3	
SP '04	449	7198	.8	4.5	545	3434	.9	3.4	819	3582	1.4	5.6	539	3844	.9	4.5	211	2558	.4	
KPWR-FM																				
SP '05	272	6815	.5	2.8	448	3534	.8	2.9	299	2950	.5	2.1	391	3724	.7	3.2	113	1709	.2	
WI '05	304	7407	.5	3.1	451	3428	.8	2.9	395	3365	.7	2.8	409	4247	.7	3.4	118	1888	.2	
FA '04	296	6506	.5	3.0	451	3089	.8	2.9	397	3092	.7	2.7	400	3537	.7	3.2	125	2031	.2	
SU '04	286	6518	.5	2.9	427	3100	.7	2.9	335	2914	.6	2.4	362	3540	.6	3.0	164	2127	.3	
4-Book	290	6812	.5	3.0	444	3288	.8	2.9	357	3080	.6	2.5	391	3762	.7	3.2	130	1939	.2	
SP '04	322	6891	.6	3.2	538	3619	.9	3.4	402	3440	.7	2.7	446	4037	.8	3.7	136	1857	.2	

** Station(s) not reported this survey.

* Listener estimates adjusted for reported broadcast schedule.

+ Station(s) changed call letters - see Page 13.

4-Book: Avg. of current and previous 3 surveys.
2-Book: Avg. of most recent 2 surveys.

Target Listener Trends

		Persons 25-54																				
		Monday-Sunday 6AM-MID				Monday-Friday 6AM-10AM				Monday-Friday 10AM-3PM				Monday-Friday 3PM-7PM				Monday-Friday 7PM-MID				
		AQH (00)	Cume (00)	AQH Rtg	AQH Shr	AQH (00)	Cume (00)	AQH Rtg	AQH Shr	AQH (00)	Cume (00)	AQH Rtg	AQH Shr	AQH (00)	Cume (00)	AQH Rtg	AQH Shr	AQH (00)	Cume (00)	AQH Rtg	AQH Shr	
KRCD-FM																						
	SP '05	184	2579	.3	1.9	223	1002	.4	1.5	249	1335	.4	1.8	223	1347	.4	1.8	114	867	.2	2.8	
	WI '05	154	2504	.3	1.6	172	1040	.3	1.1	171	1259	.3	1.2	199	1360	.3	1.6	141	891	.2	3.7	
	FA '04	217	2772	.4	2.2	217	1288	.4	1.4	330	1545	.6	2.3	239	1371	.4	1.9	160	973	.3	4.2	
	SU '04	217	2734	.4	2.2	266	1162	.5	1.8	343	1676	.6	2.4	233	1525	.4	2.0	156	1084	.3	3.5	
	4-Book	193	2647	.4	2.0	220	1123	.4	1.5	273	1454	.5	1.9	224	1401	.4	1.8	143	954	.3	3.6	
	SP '04	203	2549	.3	2.0	225	1155	.4	1.4	304	1504	.5	2.1	208	1200	.4	1.7	149	930	.3	3.5	
KRCV-FM																						
	SP '05	118	1915	.2	1.2	157	784	.3	1.0	167	1120	.3	1.2	134	846	.2	1.1	80	566	.1	2.0	
	WI '05	154	1901	.3	1.6	213	892	.4	1.4	183	971	.3	1.3	171	966	.3	1.4	112	710	.2	2.9	
	FA '04	130	1868	.2	1.3	155	811	.3	1.0	216	1016	.4	1.5	163	918	.3	1.3	44	540	.1	1.2	
	SU '04	93	1558	.2	.9	108	641	.2	.7	98	647	.2	.7	92	737	.2	.8	85	589	.1	1.9	
	4-Book	124	1811	.2	1.3	158	782	.3	1.0	166	939	.3	1.2	140	867	.3	1.2	80	601	.1	2.0	
	SP '04	91	1246	.2	.9	84	623	.1	.5	110	745	.2	.8	125	678	.2	1.0	62	425	.1	1.5	
KRLA-AM																						
	SP '05	46	886	.1	.5	83	477	.1	.5	94	529	.2	.7	50	310	.1	.4	21	165		.5	
	WI '05	61	1081	.1	.6	131	765	.2	.9	113	642	.2	.8	71	469	.1	.6	20	154		.5	
	FA '04	57	1226	.1	.6	128	723	.2	.8	102	660	.2	.7	69	598	.1	.6	12	213		.3	
	SU '04	74	1247	.1	.8	149	823	.3	1.0	162	739	.3	1.1	72	457	.1	.6	16	215		.4	
	4-Book	60	1110	.1	.6	123	697	.2	.8	118	643	.2	.8	66	459	.1	.6	17	187		.4	
	SP '04	86	1317	.1	.9	178	805	.3	1.1	152	754	.3	1.0	115	695	.2	1.0	36	299		.8	
KROQ-FM																						
	SP '05	353	7819	.6	3.6	583	3986	1.0	3.8	482	3676	.8	3.4	414	4097	.7	3.4	162	2320	.3	4.0	
	WI '05	356	7877	.6	3.7	703	4223	1.2	4.6	459	3392	.8	3.2	453	4111	.8	3.7	131	1839	.2	3.4	
	FA '04	377	7833	.6	3.8	744	4461	1.3	4.8	483	3655	.8	3.3	445	3931	.8	3.6	175	2442	.3	4.6	
	SU '04	366	8033	.6	3.7	690	4656	1.2	4.6	441	3705	.8	3.1	431	4262	.7	3.6	187	2615	.3	4.2	
	4-Book	363	7891	.6	3.7	680	4332	1.2	4.5	466	3607	.8	3.3	436	4100	.8	3.6	164	2304	.3	4.1	
	SP '04	401	7887	.7	4.0	691	4475	1.2	4.4	544	3697	.9	3.7	466	4192	.8	3.9	229	2499	.4	5.4	
KRTH-FM																						
	SP '05	223	6114	.4	2.3	242	2443	.4	1.6	335	2664	.6	2.4	308	3031	.5	2.5	119	1411	.2	2.9	
	WI '05	292	6673	.5	3.0	347	2662	.6	2.3	452	3067	.8	3.2	398	3368	.7	3.3	100	1487	.2	2.6	
	FA '04	242	6319	.4	2.4	368	2772	.6	2.4	333	2547	.6	2.3	268	3042	.5	2.2	80	1236	.1	2.1	
	SU '04	244	6847	.4	2.5	309	2746	.5	2.1	381	2960	.7	2.7	325	3459	.6	2.7	119	1662	.2	2.7	
	4-Book	250	6488	.4	2.6	317	2656	.5	2.1	375	2810	.7	2.7	325	3225	.6	2.7	105	1449	.2	2.6	
	SP '04	288	7154	.5	2.9	393	2971	.7	2.5	415	3474	.7	2.8	319	3500	.5	2.7	114	1645	.2	2.7	
KSCA-FM																						
	SP '05	484	5610	.8	4.9	1098	3929	1.9	7.1	622	3075	1.1	4.4	547	2638	.9	4.5	102	1022	.2	2.5	
	WI '05	391	5075	.7	4.0	956	3391	1.6	6.3	500	2861	.9	3.5	346	1970	.6	2.9	73	837	.1	1.9	
	FA '04	375	4520	.6	3.8	910	3037	1.6	5.9	521	2682	.9	3.6	292	1779	.5	2.4	86	800	.1	2.3	
	SU '04	324	4077	.6	3.3	743	2614	1.3	5.0	438	2384	.8	3.1	197	1703	.3	1.7	83	887	.1	1.9	
	4-Book	394	4821	.7	4.0	927	3243	1.6	6.1	520	2751	.9	3.7	346	2023	.6	2.9	86	887	.1	2.2	
	SP '04	232	3555	.4	2.3	546	2169	.9	3.4	295	1912	.5	2.0	169	1340	.3	1.4	54	591	.1	1.3	
KSPN-AM																						
	SP '05	57	1758	.1	.6	53	466	.1	.3	68	555	.1	.5	81	903	.1	.7	55	676	.1	1.4	
	WI '05	54	1365	.1	.6	85	663	.1	.6	106	672	.2	.7	71	815	.1	.6	14	249		.4	
	FA '04	59	1983	.1	.6	61	572	.1	.4	64	568	.1	.4	118	1264	.2	1.0	33	676	.1	.9	
	SU '04	49	1605	.1	.5	35	478	.1	.2	57	547	.1	.4	76	782	.1	.6	48	552	.1	1.1	
	4-Book	55	1678	.1	.6	59	545	.1	.4	74	586	.1	.5	87	941	.1	.7	38	538	.1	1.0	
	SP '04	47	1583	.1	.5	35	470	.1	.2	67	597	.1	.5	96	867	.2	.8	16	323		.4	
KSSE-FM																						
	SP '05	273	4538	.5	2.8	506	2479	.9	3.3	367	2370	.6	2.6	279	2140	.5	2.3	104	922	.2	2.6	
	WI '05	246	3962	.4	2.5	472	2197	.8	3.1	374	2209	.6	2.6	231	1835	.4	1.9	66	893	.1	1.7	
	FA '04	285	4389	.5	2.9	557	2627	1.0	3.6	414	2242	.7	2.8	292	2261	.5	2.4	99	1165	.2	2.6	
	SU '04	272	4391	.5	2.8	500	2313	.9	3.4	424	2427	.7	3.0	264	2263	.5	2.2	85	1155	.1	1.9	
	4-Book	269	4320	.5	2.8	509	2404	.9	3.4	395	2312	.7	2.8	267	2125	.5	2.2	89	1034	.2	2.2	
	SP '04	269	4304	.5	2.7	540	2576	.9	3.4	334	2332	.6	2.3	273	2012	.5	2.3	107	999	.2	2.5	

Target Listener Trends - Persons 25-54

** Station(s) not reported this survey. * Listener estimates adjusted for reported broadcast schedule. + Station(s) changed call letters - see Page 13. 4-Book: Avg. of current and previous 3 surveys. 2-Book: Avg. of most recent 2 surveys.

Target Listener Trends

Persons 25-54																				
Monday-Sunday 6AM-MID				Monday-Friday 6AM-10AM				Monday-Friday 10AM-3PM				Monday-Friday 3PM-7PM				Monday-Friday 7PM-MID				
AQH (00)	Cume (00)	AQH Rtg	AQH Shr	AQH (00)	Cume (00)	AQH Rtg	AQH Shr	AQH (00)	Cume (00)	AQH Rtg	AQH Shr	AQH (00)	Cume (00)	AQH Rtg	AQH Shr	AQH (00)	Cume (00)	AQH Rtg	AQH Shr	
+KTLK-AM																				
SP '05	64	963	.1	.6	91	614	.2	.6	105	676	.2	.7	109	606	.2	.9	27	244	.7	
WI '05	37	715	.1	.4	32	463	.1	.2	79	447	.1	.6	69	525	.1	.6	19	214	.5	
FA '04	39	988	.1	.4	29	313	.2	.2	88	530	.2	.6	58	477	.1	.5	8	142	.2	
SU '04	35	951	.1	.4	35	392	.1	.2	69	521	.1	.5	54	483	.1	.5	9	244	.2	
4-Book	44	904	.1	.5	47	446	.1	.3	85	544	.2	.6	73	523	.1	.6	16	211	.4	
SP '04	32	860	.1	.3	37	424	.1	.2	82	497	.1	.6	34	394	.1	.3	13	141	.3	
KTNQ-AM																				
SP '05	76	1369	.1	.8	95	399	.2	.6	126	755	.2	.9	115	577	.2	.9	39	241	.1	1.0
WI '05	87	1430	.1	.9	96	473	.2	.6	193	1021	.3	1.4	131	462	.2	1.1	9	151	.2	
FA '04	67	1273	.1	.7	61	303	.1	.4	140	639	.2	1.0	110	555	.2	.9	11	187	.3	
SU '04	66	1339	.1	.7	86	526	.1	.6	129	675	.2	.9	82	416	.1	.7	27	258	.6	
4-Book	74	1353	.1	.8	85	425	.2	.6	147	773	.2	1.1	110	503	.2	.9	22	209	.5	
SP '04	**	**	**	**	**	**	**	**	**	**	**	**	**	**	**	**	**	**	**	**
KTWV-FM																				
SP '05	343	5345	.6	3.5	478	2776	.8	3.1	609	2844	1.0	4.3	382	2763	.7	3.1	136	1600	.2	3.4
WI '05	362	5367	.6	3.7	458	2729	.8	3.0	654	2683	1.1	4.6	421	3002	.7	3.5	155	1654	.3	4.1
FA '04	313	5199	.5	3.2	346	2343	.6	2.2	484	2411	.8	3.3	418	3013	.7	3.4	168	1493	.3	4.4
SU '04	304	4960	.5	3.1	338	2311	.6	2.3	533	2512	.9	3.8	371	2484	.6	3.1	149	1356	.3	3.3
4-Book	331	5218	.6	3.4	405	2540	.7	2.7	570	2613	1.0	4.0	398	2816	.7	3.3	152	1526	.3	3.8
SP '04	352	5415	.6	3.5	459	2661	.8	2.9	646	2916	1.1	4.4	434	2870	.7	3.6	132	1563	.2	3.1
KWIZ-FM																				
SP '05	48	826	.1	.5	45	311	.1	.3	64	462	.1	.5	64	391	.1	.5	27	213	.7	
WI '05	67	1361	.1	.7	80	392	.1	.5	106	711	.2	.7	78	615	.1	.6	28	264	.7	
FA '04	58	994	.1	.6	54	412	.1	.3	83	614	.1	.6	80	547	.1	.6	35	244	.1	.9
SU '04	83	1261	.1	.8	91	544	.2	.6	139	689	.2	1.0	111	691	.2	.9	25	272	.6	
4-Book	64	1111	.1	.7	68	415	.1	.4	98	619	.2	.7	83	561	.1	.7	29	248	.7	
SP '04	40	925	.1	.4	30	286	.1	.2	68	477	.1	.5	42	388	.1	.3	27	172	.6	
KWVE-FM																				
SP '05	46	1005	.1	.5	80	462	.1	.5	52	392	.1	.4	57	448	.1	.5	35	305	.1	.9
WI '05	58	1061	.1	.6	96	644	.2	.6	92	470	.2	.6	73	475	.1	.6	7	159	.2	
FA '04	66	1338	.1	.7	128	798	.2	.8	77	599	.1	.5	78	586	.1	.6	35	294	.1	.9
SU '04	37	1079	.1	.4	55	531	.1	.4	34	432	.1	.2	48	571	.1	.4	35	385	.1	.8
4-Book	52	1121	.1	.6	90	609	.2	.6	64	473	.1	.4	64	520	.1	.5	28	286	.1	.7
SP '04	76	1308	.1	.8	144	789	.2	.9	115	575	.2	.8	96	707	.2	.8	18	254	.4	
KXOL-FM																				
SP '05	196	3421	.3	2.0	193	1384	.3	1.3	327	1862	.6	2.3	247	1669	.4	2.0	91	1045	.2	2.2
WI '05	228	3568	.4	2.3	263	1768	.5	1.7	385	2130	.7	2.7	265	1744	.5	2.2	79	937	.1	2.1
FA '04	174	3236	.3	1.8	194	1424	.3	1.2	303	1910	.5	2.1	217	1612	.4	1.8	45	555	.1	1.2
SU '04	167	2660	.3	1.7	197	1257	.3	1.3	268	1466	.5	1.9	182	1392	.3	1.5	83	759	.1	1.9
4-Book	191	3221	.3	2.0	212	1458	.4	1.4	321	1842	.6	2.3	228	1604	.4	1.9	75	824	.1	1.9
SP '04	176	3064	.3	1.8	264	1342	.5	1.7	226	1719	.4	1.5	180	1464	.3	1.5	62	835	.1	1.5
KYSR-FM																				
SP '05	229	6793	.4	2.3	389	3125	.7	2.5	299	2786	.5	2.1	314	3484	.5	2.6	73	1512	.1	1.8
WI '05	281	7000	.5	2.9	410	3160	.7	2.7	448	3155	.8	3.1	391	3934	.7	3.2	92	1546	.2	2.4
FA '04	236	6774	.4	2.4	455	3397	.8	2.9	305	2912	.5	2.1	321	3440	.6	2.6	80	1614	.1	2.1
SU '04	232	7221	.4	2.4	331	3111	.6	2.2	335	3477	.6	2.4	293	3645	.5	2.5	75	1574	.1	1.7
4-Book	245	6947	.4	2.5	396	3198	.7	2.6	347	3083	.6	2.4	330	3626	.6	2.7	80	1562	.1	2.0
SP '04	269	6634	.5	2.7	505	3043	.9	3.2	389	3118	.7	2.7	338	3414	.6	2.8	61	1484	.1	1.4
KZLA-FM																				
SP '05	180	3768	.3	1.8	250	2037	.4	1.6	254	1926	.4	1.8	262	2021	.4	2.1	58	1180	.1	1.4
WI '05	191	3739	.3	2.0	282	2176	.5	1.8	289	1967	.5	2.0	263	2454	.5	2.2	65	999	.1	1.7
FA '04	205	3529	.4	2.1	326	2024	.6	2.1	349	1953	.6	2.4	260	2142	.4	2.1	46	766	.1	1.2
SU '04	204	3692	.4	2.1	314	2005	.5	2.1	283	1799	.5	2.0	301	2386	.5	2.5	59	1044	.1	1.3
4-Book	195	3682	.4	2.0	293	2061	.5	1.9	294	1911	.5	2.1	272	2251	.5	2.2	57	997	.1	1.4
SP '04	245	3826	.4	2.4	364	2008	.6	2.3	367	2064	.6	2.5	317	2330	.5	2.6	71	1195	.1	1.7

** Station(s) not reported this survey. * Listener estimates adjusted for reported broadcast schedule. + Station(s) changed call letters - see Page 13. 4-Book: Avg. of current and previous 3 surveys. 2-Book: Avg. of most recent 2 surveys.



Target Listener Trends

Persons 25-54

	Monday-Sunday 6AM-MID				Monday-Friday 6AM-10AM				Monday-Friday 10AM-3PM				Monday-Friday 3PM-7PM				Monday-Friday 7PM-MID			
	AQH (00)	Cume (00)	AQH Rtg	AQH Shr	AQH (00)	Cume (00)	AQH Rtg	AQH Shr	AQH (00)	Cume (00)	AQH Rtg	AQH Shr	AQH (00)	Cume (00)	AQH Rtg	AQH Shr	AQH (00)	Cume (00)	AQH Rtg	AQH Shr
XTRA-AM																				
SP '05	26	563		.3	33	248	.1	.2	25	217		.2	44	407	.1	.4	22	138		.5
WI '05	18	693		.2	23	334		.2	34	323	.1	.2	29	292		.2	4	56		.1
FA '04	36	1108	.1	.4	42	402	.1	.3	80	519	.1	.5	61	641	.1	.5	4	92		.1
SU '04	38	1052	.1	.4	50	461	.1	.3	61	454	.1	.4	66	466	.1	.6	12	187		.3
4-Book	30	854	.1	.3	37	361	.1	.3	50	378	.1	.3	50	452	.1	.4	11	118		.3
SP '04	38	1190	.1	.4	52	401	.1	.3	77	486	.1	.5	46	595	.1	.4	4	118		.1
KGFI-FM																				
SP '05	38	1167	.1	.4	46	429	.1	.3	28	347		.2	49	613	.1	.4	36	419	.1	.9
WI '05	29	1105		.3	36	480	.1	.2	45	392	.1	.3	38	508	.1	.3	9	263		.2
FA '04	14	849		.1	25	365		.2	21	297		.1	9	215		.1	8	91		.2
SU '04	18	931		.2	13	229		.1	26	368		.2	23	339		.2	12	215		.3
4-Book	25	1013	.1	.3	30	376	.1	.2	30	351	.1	.2	30	419	.1	.3	16	247		.4
SP '04	28	1140		.3	21	286		.1	40	458	.1	.3	35	540	.1	.3	10	236		.2
KOLA-FM																				
SP '05	18	698		.2	22	230		.1	29	245		.2	23	378		.2	3	115		.1
WI '05	**	**	**	**	**	**	**	**	**	**	**	**	**	**	**	**	**	**	**	**
FA '04	**	**	**	**	**	**	**	**	**	**	**	**	**	**	**	**	**	**	**	**
SU '04	**	**	**	**	**	**	**	**	**	**	**	**	**	**	**	**	**	**	**	**
4-Book	**	**	**	**	**	**	**	**	**	**	**	**	**	**	**	**	**	**	**	**
SP '04	**	**	**	**	**	**	**	**	**	**	**	**	**	**	**	**	**	**	**	**
TOTALS																				
SP '05	9849	56097	16.9		15375	49441	26.4		14170	44224	24.3		12206	47387	20.9		4055	29215	7.0	
WI '05	9703	56466	16.6		15294	49872	26.2		14268	43653	24.5		12113	47816	20.8		3806	28029	6.5	
FA '04	9904	56217	17.0		15541	49614	26.6		14559	44131	25.0		12334	48069	21.1		3802	28407	6.5	
SU '04	9857	55621	17.0		14909	48306	25.7		14104	44342	24.3		11887	47645	20.5		4485	29989	7.7	
4-Book	9828	56100	16.9		15280	49308	26.2		14275	44088	24.5		12135	47729	20.8		4037	28910	6.9	
SP '04	10043	55815	17.3		15828	49535	27.3		14658	44495	25.3		12007	47246	20.7		4253	29725	7.3	

Target Listener Trends - Persons 25-54

** Station(s) not reported this survey.

* Listener estimates adjusted for reported broadcast schedule.

+ Station(s) changed call letters - see Page 13.

4-Book: Avg. of current and previous 3 surveys.
2-Book: Avg. of most recent 2 surveys.

Target Listener Estimates

		Persons 25-54																				
		Monday-Friday 6AM-7PM				Weekend 6AM-MID				Saturday 6AM-10AM				Saturday 10AM-3PM				Saturday 3PM-7PM				
		AQH (00)	Cume (00)	AQH Rtg	AQH Shr	AQH (00)	Cume (00)	AQH Rtg	AQH Shr	AQH (00)	Cume (00)	AQH Rtg	AQH Shr	AQH (00)	Cume (00)	AQH Rtg	AQH Shr	AQH (00)	Cume (00)	AQH Rtg	AQH Shr	
KABC-AM																						
SP '05		134	1421	.2	1.0	47	647	.1	.7	48	144	.1	.6	84	230	.1	.7	85	246	.1	1.1	
4-Book		216	2177	.4	1.6	48	791	.1	.7	45	169	.1	.6	85	297	.1	.8	76	270	.1	1.0	
KAZN-AM																						
SP '05		66	448	.1	.5	26	293	.4	.4	30	84	.1	.4	37	141	.1	.3	27	41	.4	.4	
4-Book		**	**	**	**	**	**	**	**	**	**	**	**	**	**	**	**	**	**	**	**	
KBIG-FM																						
SP '05		340	4585	.6	2.4	157	2685	.3	2.4	108	349	.2	1.4	226	896	.4	2.0	196	719	.3	2.6	
4-Book		397	4606	.7	2.9	161	2686	.3	2.5	127	472	.2	1.6	240	919	.4	2.2	224	818	.4	3.0	
KBUA-FM																						
SP '05		101	803	.2	.7	46	548	.1	.7	111	319	.2	1.4	105	317	.2	.9	40	115	.1	.5	
4-Book		104	734	.2	.7	46	462	.1	.7	85	207	.2	1.1	82	218	.1	.8	47	138	.1	.6	
KBUE-FM																						
SP '05		350	2936	.6	2.5	141	1821	.2	2.2	264	647	.5	3.3	351	1015	.6	3.1	165	469	.3	2.2	
4-Book		358	3188	.6	2.6	188	1965	.3	2.9	264	680	.5	3.3	388	1033	.7	3.5	207	564	.4	2.7	
KCBS-FM																						
SP '05		598	7106	1.0	4.3	308	4312	.5	4.7	331	1117	.6	4.2	710	2239	1.2	6.3	370	1254	.6	5.0	
4-Book		365	5498	.6	2.6	195	3320	.4	3.0	191	725	.4	2.4	411	1563	.7	3.7	243	864	.4	3.3	
+KDAY-FM																						
SP '05		112	1999	.2	.8	75	1195	.1	1.2	59	218	.1	.7	165	455	.3	1.5	107	384	.2	1.4	
4-Book		147	1932	.3	1.1	94	1200	.1	1.5	96	315	.2	1.2	154	492	.3	1.4	114	370	.2	1.5	
KDLT-FM																						
SP '05		115	1276	.2	.8	42	605	.1	.6	41	154	.1	.5	65	213	.1	.6	64	200	.1	.9	
4-Book		79	1033	.1	.6	34	610	.1	.5	34	132	.1	.4	48	204	.1	.4	50	168	.1	.7	
KDLE-FM																						
SP '05		79	1020	.1	.6	23	501	.4	.4	29	100	.4	.4	37	198	.1	.3	20	112	.3	.3	
4-Book		70	875	.1	.5	28	442	.4	.4	23	74	.3	.3	59	190	.1	.6	32	121	.1	.5	
KEBN-FM																						
SP '05		81	590	.1	.6	26	222	.4	.4	47	112	.1	.6	50	142	.1	.4	22	94	.3	.3	
4-Book		**	**	**	**	**	**	**	**	**	**	**	**	**	**	**	**	**	**	**	**	
KFI -AM																						
SP '05		452	4003	.8	3.2	95	1518	.2	1.5	161	602	.3	2.0	171	527	.3	1.5	62	240	.1	.8	
4-Book		525	4634	.9	3.8	123	1792	.2	1.9	264	750	.5	3.3	192	639	.3	1.8	71	269	.1	.9	
KFSH-FM																						
SP '05		109	1330	.2	.8	68	979	.1	1.0	92	323	.2	1.2	102	369	.2	.9	101	276	.2	1.4	
4-Book		130	1488	.2	1.0	75	1068	.1	1.1	74	285	.2	.9	126	449	.3	1.2	90	291	.2	1.2	
KFWB-AM																						
SP '05		190	3848	.3	1.4	65	1622	.1	1.0	106	584	.2	1.3	87	453	.1	.8	44	232	.1	.6	
4-Book		169	3662	.3	1.2	60	1506	.1	1.0	82	416	.2	1.1	92	457	.2	.9	56	299	.1	.7	
KHHT-FM																						
SP '05		384	4376	.7	2.8	259	2837	.4	4.0	257	817	.4	3.3	438	1182	.8	3.9	300	827	.5	4.0	
4-Book		379	4121	.7	2.8	230	2711	.4	3.6	201	672	.3	2.6	343	1075	.6	3.1	252	755	.4	3.3	
KHJ -AM																						
SP '05		99	977	.2	.7	53	559	.1	.8	110	178	.2	1.4	77	224	.1	.7	74	142	.1	1.0	
4-Book		103	1018	.2	.7	46	562	.1	.7	96	201	.2	1.2	89	251	.2	.8	53	127	.1	.7	
KIIS-FM																						
SP '05		523	8085	.9	3.8	287	4645	.5	4.4	298	1101	.5	3.8	525	2068	.9	4.6	280	1097	.5	3.7	
4-Book		448	7154	.8	3.2	234	4226	.4	3.6	232	879	.4	3.0	414	1750	.7	3.8	266	1070	.5	3.5	
KVVS-FM																						
SP '05		11	240	.1	.1	9	159	.1	.1	11	24	.1	.1	17	48	.1	.1	22	72	.3	.3	
4-Book		13	202	.1	.1	8	114	.1	.1	9	39	.1	.1	11	40	.1	.1	12	41	.2	.2	

** Station(s) not reported this survey.

* Listener estimates adjusted for reported broadcast schedule.

+ Station(s) changed call letters - see Page 13.

4-Book: Avg. of current and previous 3 surveys.
2-Book: Avg. of most recent 2 surveys.

Target Listener Estimates

Target Listener Estimates - Persons 25-54

	Persons 25-54																			
	Monday-Friday 6AM-7PM				Weekend 6AM-MID				Saturday 6AM-10AM				Saturday 10AM-3PM				Saturday 3PM-7PM			
	AQH (00)	Cume (00)	AQH Rtg	AQH Shr	AQH (00)	Cume (00)	AQH Rtg	AQH Shr	AQH (00)	Cume (00)	AQH Rtg	AQH Shr	AQH (00)	Cume (00)	AQH Rtg	AQH Shr	AQH (00)	Cume (00)	AQH Rtg	AQH Shr
KJLH-FM																				
SP '05	182	1748	.3	1.3	151	1805	.3	2.3	64	209	.1	.8	191	587	.3	1.7	109	318	.2	1.5
4-Book	215	2022	.4	1.6	175	1757	.3	2.7	118	362	.2	1.5	197	554	.3	1.8	139	409	.2	1.9
KKBT-FM																				
SP '05	321	4171	.6	2.3	167	2188	.3	2.6	129	407	.2	1.6	307	1054	.5	2.7	189	622	.3	2.5
4-Book	319	4317	.6	2.3	152	2207	.3	2.4	168	481	.3	2.1	246	916	.4	2.2	194	659	.3	2.6
KKLA-FM																				
SP '05	54	874	.1	.4	12	255		.2	6	42		.1	22	84		.2	10	42		.1
4-Book	75	998	.1	.5	17	336		.3	18	86		.3	23	105		.2	17	55		.2
KLAC-AM																				
SP '05	107	1281	.2	.8	19	336		.3	19	69		.2	16	114		.1	43	137		.6
4-Book	76	998	.2	.6	18	352		.3	17	57		.2	20	104		.2	37	120		.5
KLAX-FM																				
SP '05	635	4713	1.1	4.6	343	3242	.6	5.3	825	1558	1.4	10.4	588	1509	1.0	5.2	314	754	.5	4.2
4-Book	654	4993	1.1	4.7	330	3319	.6	5.1	756	1473	1.3	9.6	520	1444	.9	4.7	302	785	.5	4.0
KLOS-FM																				
SP '05	380	5227	.7	2.7	144	2582	.2	2.2	148	620	.3	1.9	251	1037	.4	2.2	154	621	.3	2.1
4-Book	384	5147	.7	2.8	154	2640	.2	2.4	186	668	.3	2.4	280	1073	.5	2.6	207	735	.4	2.8
KLSX-FM																				
SP '05	621	4539	1.1	4.5	39	771	.1	.6	41	96	.1	.5	70	201	.1	.6	42	132	.1	.6
4-Book	645	4711	1.1	4.7	66	1069	.1	1.0	80	225	.2	1.0	80	278	.2	.7	65	205	.1	.9
KLTX-AM																				
SP '05	63	444	.1	.5	28	336		.4	73	146	.1	.9	22	85		.2	21	94		.3
4-Book	107	604	.2	.8	52	433	.1	.8	89	220	.2	1.1	83	202	.1	.8	53	135	.1	.7
KLVE-FM																				
SP '05	603	5609	1.0	4.3	335	3655	.6	5.2	320	938	.5	4.1	559	1554	1.0	4.9	359	1061	.6	4.8
4-Book	586	5829	1.0	4.2	336	3728	.6	5.2	371	1099	.6	4.7	576	1455	1.0	5.2	375	1055	.6	5.0
KLYY-FM																				
SP '05	303	3015	.5	2.2	138	1662	.2	2.1	114	302	.2	1.4	238	590	.4	2.1	197	438	.3	2.6
4-Book	257	2606	.4	1.9	139	1571	.2	2.2	149	390	.3	1.9	258	662	.5	2.4	181	453	.3	2.4
KMXE-AM																				
SP '05	134	765	.2	1.0	26	324		.4	24	56		.3	41	113	.1	.4	24	79		.3
4-Book	**	**	**	**	**	**	**	**	**	**	**	**	**	**	**	**	**	**	**	**
KMZT-FM																				
SP '05	84	1944	.1	.6	82	1391	.1	1.3	76	290	.1	1.0	104	432	.2	.9	79	326	.1	1.1
4-Book	105	1851	.2	.7	67	1197	.1	1.0	60	225	.1	.8	93	365	.2	.8	80	309	.1	1.1
KNX -AM																				
SP '05	153	3406	.3	1.1	61	1552	.1	.9	97	563	.2	1.2	89	578	.2	.8	65	252	.1	.9
4-Book	174	3707	.3	1.3	64	1533	.1	1.0	100	498	.2	1.3	109	532	.2	1.0	75	370	.1	1.0
KOST-FM																				
SP '05	530	5907	.9	3.8	199	3455	.3	3.1	202	833	.3	2.6	352	1244	.6	3.1	219	868	.4	2.9
4-Book	534	5704	.9	3.8	229	3304	.4	3.6	230	812	.4	2.9	417	1342	.7	3.8	281	1037	.5	3.7
KPWR-FM																				
SP '05	373	5804	.6	2.7	200	3435	.3	3.1	233	917	.4	2.9	417	1503	.7	3.7	293	1068	.5	3.9
4-Book	394	5727	.7	2.8	211	3304	.4	3.3	225	797	.4	2.8	390	1424	.7	3.6	299	1079	.5	4.0
KRCD-FM																				
SP '05	233	2098	.4	1.7	145	1554	.2	2.2	150	429	.3	1.9	250	612	.4	2.2	181	457	.3	2.4
4-Book	241	2218	.4	1.8	140	1430	.2	2.2	170	437	.3	2.1	221	514	.4	2.0	178	432	.3	2.4
KRCV-FM																				
SP '05	154	1585	.3	1.1	80	1043	.1	1.2	123	300	.2	1.6	152	399	.3	1.3	77	290	.1	1.0
4-Book	156	1470	.3	1.1	96	979	.2	1.5	128	301	.2	1.6	163	438	.3	1.5	91	265	.2	1.2

** Station(s) not reported this survey.

* Listener estimates adjusted for reported broadcast schedule.

+ Station(s) changed call letters - see Page 13.

4-Book: Avg. of current and previous 3 surveys.
2-Book: Avg. of most recent 2 surveys.

Target Listener Estimates

		Persons 25-54																					
		Monday-Friday 6AM-7PM				Weekend 6AM-MID				Saturday 6AM-10AM				Saturday 10AM-3PM				Saturday 3PM-7PM					
		AQH (00)	Cume (00)	AQH Rtg	AQH Shr	AQH (00)	Cume (00)	AQH Rtg	AQH Shr	AQH (00)	Cume (00)	AQH Rtg	AQH Shr	AQH (00)	Cume (00)	AQH Rtg	AQH Shr	AQH (00)	Cume (00)	AQH Rtg	AQH Shr		
KRLA-AM																							
SP '05		77	796	.1	.6	8	86		.1	5	29		.1	14	58		.1	17	43		.2		
4-Book		103	982	.2	.8	10	180		.2	15	60		.2	24	70	.1	.2	11	47		.2		
KROQ-FM																							
SP '05		492	6659	.8	3.5	234	4010	.4	3.6	205	867	.4	2.6	458	1798	.8	4.0	288	1143	.5	3.9		
4-Book		523	6823	.9	3.8	213	3633	.4	3.3	198	797	.4	2.5	404	1609	.7	3.7	264	1080	.5	3.5		
KRTH-FM																							
SP '05		298	4920	.5	2.1	160	2753	.3	2.5	184	658	.3	2.3	347	1217	.6	3.1	183	703	.3	2.5		
4-Book		342	5233	.6	2.5	187	2978	.4	2.9	210	708	.4	2.7	343	1200	.6	3.1	241	856	.4	3.2		
KSCA-FM																							
SP '05		746	5086	1.3	5.4	277	3000	.5	4.3	739	1651	1.3	9.4	500	1327	.9	4.4	265	770	.5	3.5		
4-Book		592	4303	1.0	4.3	250	2577	.4	3.9	683	1394	1.2	8.7	436	1184	.8	4.0	215	604	.4	2.9		
KSPN-AM																							
SP '05		67	1329	.1	.5	39	691	.1	.6	17	78		.2	48	161	.1	.4	49	171	.1	.7		
4-Book		73	1361	.1	.5	34	623	.1	.5	17	94		.2	60	222	.1	.5	36	149	.1	.5		
KSSE-FM																							
SP '05		383	3875	.7	2.7	192	2308	.3	3.0	275	682	.5	3.5	356	1066	.6	3.1	250	755	.4	3.3		
4-Book		390	3779	.7	2.8	175	2201	.3	2.7	249	626	.5	3.2	351	997	.6	3.2	210	649	.4	2.8		
+KTLK-AM																							
SP '05		102	896	.2	.7	20	373		.3	8	40		.1	30	150	.1	.3	29	109		.4		
4-Book		69	800	.1	.5	17	326		.3	13	55		.2	32	125	.1	.3	37	117	.1	.5		
KTNQ-AM																							
SP '05		113	1138	.2	.8	34	490	.1	.5	51	117	.1	.6	66	186	.1	.6	49	89	.1	.7		
4-Book		116	1149	.2	.8	34	472	.1	.5	46	127	.1	.6	55	150	.1	.5	47	115	.1	.7		
KTWV-FM																							
SP '05		499	4418	.9	3.6	207	2842	.4	3.2	288	774	.5	3.6	342	1068	.6	3.0	234	723	.4	3.1		
4-Book		466	4333	.8	3.4	209	2635	.4	3.3	223	730	.4	2.8	384	1111	.7	3.5	253	801	.5	3.3		
KWIZ-FM																							
SP '05		58	655	.1	.4	44	468	.1	.7	8	44		.1	42	68	.1	.4	63	150	.1	.8		
4-Book		84	911	.2	.6	52	594	.1	.8	64	165	.1	.8	78	194	.2	.7	66	170	.1	.9		
KWVE-FM																							
SP '05		62	804	.1	.4	26	471		.4	33	98	.1	.4	42	162	.1	.4	37	169	.1	.5		
4-Book		72	959	.1	.5	33	503	.1	.5	49	144	.1	.6	52	161	.1	.5	30	104	.1	.4		
KXOL-FM																							
SP '05		261	2739	.4	1.9	150	1834	.3	2.3	131	448	.2	1.7	261	712	.4	2.3	156	493	.3	2.1		
4-Book		259	2746	.4	1.9	151	1661	.3	2.4	166	460	.3	2.1	294	703	.5	2.7	177	462	.3	2.4		
KYSR-FM																							
SP '05		331	5715	.6	2.4	153	2767	.3	2.4	84	377	.1	1.1	267	1163	.5	2.4	172	718	.3	2.3		
4-Book		357	5902	.6	2.6	156	3140	.3	2.4	114	562	.2	1.5	282	1308	.5	2.6	196	838	.4	2.6		
KZLA-FM																							
SP '05		255	3321	.4	1.8	127	1930	.2	2.0	150	690	.3	1.9	244	869	.4	2.2	183	611	.3	2.5		
4-Book		287	3262	.5	2.1	125	1955	.2	2.0	126	588	.2	1.6	252	956	.4	2.3	165	614	.3	2.2		
XTRA-AM																							
SP '05		33	522	.1	.2	15	237		.2	11	69		.1	22	89		.2	25	47		.3		
4-Book		46	735	.1	.3	13	292		.2	18	77		.2	25	115		.2	20	74		.3		
KGGI-FM																							
SP '05		40	902	.1	.3	36	511	.1	.6	46	96	.1	.6	32	183	.1	.3	62	197	.1	.8		
4-Book		30	780	.1	.2	22	421		.4	21	62		.3	30	158	.1	.3	29	128		.4		
KOLA-FM																							
SP '05		25	546		.2	16	351		.2	15	67		.2	18	131		.2	17	116		.2		
4-Book		**	**	**	**	**	**	**	**	**	**	**	**	**	**	**	**	**	**	**	**		
TOTALS																							
SP '05		13937	55385	23.9		6489	44397	11.1		7899	20920	13.5		11345	27979	19.5		7468	19798	12.8			
4-Book		13926	55408	23.9		6446	44332	11.1		7898	20767	13.6		11016	27692	18.9		7543	20321	13.0			

** Station(s) not reported this survey.

* Listener estimates adjusted for reported broadcast schedule.

+ Station(s) changed call letters - see Page 13.

4-Book: Avg. of current and previous 3 surveys.
2-Book: Avg. of most recent 2 surveys.

Target Listener Estimates

Target Listener Estimates - Persons 25-54

		Persons 25-54																				
		Saturday 7PM-MID				Sunday 6AM-10AM				Sunday 10AM-3PM				Sunday 3PM-7PM				Sunday 7PM-MID				
		AQH (00)	Cume (00)	AQH Rtg	AQH Shr	AQH (00)	Cume (00)	AQH Rtg	AQH Shr	AQH (00)	Cume (00)	AQH Rtg	AQH Shr	AQH (00)	Cume (00)	AQH Rtg	AQH Shr	AQH (00)	Cume (00)	AQH Rtg	AQH Shr	
KABC-AM																						
	SP '05	22	127		.6	37	128	.1	.8	48	175	.1	.6	41	113	.1	.7	12	55			.4
	4-Book	20	102		.5	31	131	.1	.7	61	254	.1	.8	44	177	.1	.8	19	88			.6
KAZN-AM																						
	SP '05	4	19		.1	25	67		.6	37	130	.1	.5	46	128	.1	.8	7	34			.2
	4-Book	**	**	**	**	**	**	**	**	**	**	**	**	**	**	**	**	**	**	**	**	**
KBIG-FM																						
	SP '05	229	797	.4	5.8	47	232	.1	1.0	215	813	.4	2.8	167	561	.3	2.8	43	282	.1	1.4	
	4-Book	223	690	.4	5.7	63	284	.1	1.4	179	738	.3	2.3	146	548	.3	2.5	66	293	.1	2.2	
KBUA-FM																						
	SP '05	11	55		.3	35	84	.1	.8	32	89	.1	.4	26	55		.4	14	43			.5
	4-Book	17	64		.4	42	107	.1	.9	47	127	.1	.6	32	80	.1	.6	21	61			.7
KBUE-FM																						
	SP '05	41	273	.1	1.0	75	265	.1	1.7	103	413	.2	1.3	84	297	.1	1.4	46	162	.1	1.5	
	4-Book	79	266	.2	2.0	101	303	.2	2.2	212	595	.4	2.8	170	439	.3	2.9	82	240	.1	2.6	
KCBS-FM																						
	SP '05	149	831	.3	3.8	173	734	.3	3.8	356	1555	.6	4.6	256	984	.4	4.3	94	370	.2	3.1	
	4-Book	103	505	.2	2.6	92	416	.2	2.0	240	1069	.4	3.1	203	752	.4	3.5	64	297	.1	2.1	
+KDAY-FM																						
	SP '05	50	247	.1	1.3	42	153	.1	.9	102	362	.2	1.3	60	253	.1	1.0	7	57			.2
	4-Book	75	263	.2	1.9	57	175	.1	1.2	115	391	.2	1.5	94	297	.2	1.6	42	158	.1	1.4	
KDLD-FM																						
	SP '05	13	81		.3	18	51		.4	67	226	.1	.9	61	176	.1	1.0	8	100			.3
	4-Book	24	106	.1	.6	13	58		.3	42	190	.1	.6	43	168	.1	.7	18	94			.6
KDLE-FM																						
	SP '05	12	70		.3	5	36		.1	32	211	.1	.4	40	163	.1	.7	10	56			.3
	4-Book	8	54		.2	7	46		.2	44	163	.1	.6	35	117	.1	.6	11	44			.4
KEBN-FM																						
	SP '05	11	48		.3	21	74		.5	38	94	.1	.5	13	36		.2	8	32			.3
	4-Book	**	**	**	**	**	**	**	**	**	**	**	**	**	**	**	**	**	**	**	**	**
KFI -AM																						
	SP '05	58	265	.1	1.5	94	295	.2	2.1	72	270	.1	.9	43	192	.1	.7	94	320	.2	3.1	
	4-Book	78	318	.1	2.0	119	403	.2	2.6	99	389	.2	1.3	65	237	.1	1.1	105	362	.2	3.5	
KFSH-FM																						
	SP '05	23	219		.6	81	407	.1	1.8	97	584	.2	1.3	42	253	.1	.7	15	76			.5
	4-Book	30	185		.8	92	472	.2	2.0	101	577	.2	1.4	65	251	.1	1.1	23	110			.8
KFWB-AM																						
	SP '05	40	176	.1	1.0	52	255	.1	1.2	90	444	.2	1.2	90	447	.2	1.5	14	126			.5
	4-Book	41	210	.1	1.0	57	270	.1	1.3	75	417	.2	1.0	61	302	.1	1.0	20	138	.1		.6
KHHT-FM																						
	SP '05	205	610	.4	5.2	148	401	.3	3.3	228	812	.4	3.0	210	579	.4	3.5	260	659	.4	8.6	
	4-Book	187	584	.3	4.7	116	406	.2	2.6	215	742	.4	2.8	232	688	.4	4.0	273	619	.5	8.8	
KHJ -AM																						
	SP '05	5	40		.1	60	124	.1	1.3	54	135	.1	.7	34	60	.1	.6	20	43			.7
	4-Book	19	78		.5	42	109	.1	.9	40	115	.1	.5	20	53		.3	18	56			.6
KIIS-FM																						
	SP '05	141	566	.2	3.6	213	900	.4	4.7	381	1554	.7	4.9	348	1077	.6	5.9	109	528	.2	3.6	
	4-Book	134	616	.2	3.5	166	647	.3	3.6	338	1440	.6	4.4	231	853	.4	4.0	85	398	.2	2.8	
KVVS-FM																						
	SP '05	16	39		.4	2	12			5	52		.1	1	11							
	4-Book	11	28		.3	1	9			8	34		.1	9	31		.2	4	11			.1

** Station(s) not reported this survey.

* Listener estimates adjusted for reported broadcast schedule.

+ Station(s) changed call letters - see Page 13.

4-Book: Avg. of current and previous 3 surveys.
2-Book: Avg. of most recent 2 surveys.

Target Listener Estimates

		Persons 25-54																				
		Saturday 7PM-MID				Sunday 6AM-10AM				Sunday 10AM-3PM				Sunday 3PM-7PM				Sunday 7PM-MID				
		AQH (00)	Cume (00)	AQH Rtg	AQH Shr	AQH (00)	Cume (00)	AQH Rtg	AQH Shr	AQH (00)	Cume (00)	AQH Rtg	AQH Shr	AQH (00)	Cume (00)	AQH Rtg	AQH Shr	AQH (00)	Cume (00)	AQH Rtg	AQH Shr	
KJLH-FM																						
SP '05		76	247	.1	1.9	181	580	.3	4.0	257	896	.4	3.3	230	520	.4	3.9	94	265	.2	3.1	
4-Book		99	327	.2	2.5	205	563	.4	4.4	316	928	.5	4.1	240	548	.4	4.1	87	267	.2	2.9	
KKBT-FM																						
SP '05		115	494	.2	2.9	145	403	.2	3.2	167	642	.3	2.2	184	654	.3	3.1	93	394	.2	3.1	
4-Book		95	417	.2	2.4	131	375	.2	2.8	143	572	.3	1.9	145	495	.3	2.5	96	368	.2	3.1	
KKLA-FM																						
SP '05		1	15			22	108		.5	19	111		.2	3	27		.1	13	63		.4	
4-Book		6	34		.2	32	141	.1	.7	23	119	.1	.3	12	46		.2	10	44		.3	
KLAC-AM																						
SP '05		8	58		.2	9	60		.2	22	114		.3	33	155	.1	.6	8	43		.3	
4-Book		12	82		.3	9	44		.2	22	91		.3	16	81		.3	10	44		.4	
KLAX-FM																						
SP '05		160	418	.3	4.0	164	495	.3	3.6	354	940	.6	4.6	253	634	.4	4.3	122	464	.2	4.0	
4-Book		139	423	.3	3.5	298	669	.5	6.4	330	945	.6	4.3	232	597	.4	4.0	116	371	.2	3.8	
KLOS-FM																						
SP '05		49	181	.1	1.2	87	361	.1	1.9	219	740	.4	2.8	165	555	.3	2.8	77	297	.1	2.5	
4-Book		73	328	.1	1.8	82	328	.1	1.8	190	753	.4	2.5	157	555	.3	2.7	60	262	.1	1.9	
KLSX-FM																						
SP '05		12	63		.3	57	272	.1	1.3	57	271	.1	.7	26	127		.4	12	81		.4	
4-Book		34	115	.1	.9	91	295	.2	2.0	90	332	.2	1.2	63	204	.1	1.1	32	124	.1	1.0	
KLTX-AM																						
SP '05		8	58		.2	65	169	.1	1.4	27	103		.3	16	45		.3	5	28		.2	
4-Book		17	59		.4	82	196	.1	1.8	52	157	.1	.7	34	69	.1	.6	16	50		.5	
KLVE-FM																						
SP '05		251	843	.4	6.3	199	647	.3	4.4	514	1374	.9	6.7	233	671	.4	3.9	199	652	.3	6.6	
4-Book		253	807	.4	6.4	249	709	.4	5.4	415	1201	.7	5.4	251	679	.4	4.4	181	612	.3	5.9	
KLYY-FM																						
SP '05		67	253	.1	1.7	120	338	.2	2.7	206	455	.4	2.7	118	296	.2	2.0	45	239	.1	1.5	
4-Book		82	254	.1	2.1	88	291	.2	1.9	189	473	.4	2.5	126	331	.2	2.2	39	165	.1	1.2	
KMXE-AM																						
SP '05		38	100	.1	1.0	19	44		.4	14	80		.2	18	35		.3	24	71		.8	
4-Book		**	**	**	**	**	**	**	**	**	**	**	**	**	**	**	**	**	**	**	**	
KMZT-FM																						
SP '05		49	252	.1	1.2	67	284	.1	1.5	126	421	.2	1.6	82	230	.1	1.4	64	305	.1	2.1	
4-Book		52	210	.1	1.3	57	241	.1	1.2	80	368	.2	1.0	64	226	.1	1.1	44	196	.1	1.4	
KNX -AM																						
SP '05		26	126		.7	81	342	.1	1.8	72	330	.1	.9	30	211	.1	.5	35	202	.1	1.2	
4-Book		25	123		.7	67	318	.1	1.4	77	395	.2	1.0	38	219	.1	.7	28	176	.1	.9	
KOST-FM																						
SP '05		163	726	.3	4.1	138	555	.2	3.1	183	751	.3	2.4	167	666	.3	2.8	150	572	.3	4.9	
4-Book		169	685	.3	4.4	129	520	.2	2.8	265	945	.5	3.5	196	690	.3	3.4	129	569	.3	4.2	
KPWR-FM																						
SP '05		156	711	.3	3.9	82	375	.1	1.8	171	850	.3	2.2	156	625	.3	2.6	87	349	.1	2.9	
4-Book		158	685	.3	3.9	107	436	.2	2.4	210	877	.4	2.7	187	703	.3	3.2	110	387	.2	3.6	
KRCD-FM																						
SP '05		101	372	.2	2.5	96	283	.2	2.1	147	395	.3	1.9	125	445	.2	2.1	103	328	.2	3.4	
4-Book		101	338	.2	2.6	89	240	.2	1.9	155	434	.3	2.0	126	340	.2	2.2	83	267	.2	2.8	
KRCV-FM																						
SP '05		61	206	.1	1.5	63	263	.1	1.4	96	351	.2	1.2	25	146		.4	37	124	.1	1.2	
4-Book		71	204	.2	1.8	60	177	.1	1.3	98	280	.2	1.3	85	235	.2	1.5	72	191	.2	2.3	

** Station(s) not reported this survey.

* Listener estimates adjusted for reported broadcast schedule.

+ Station(s) changed call letters - see Page 13.

4-Book: Avg. of current and previous 3 surveys.
2-Book: Avg. of most recent 2 surveys.

Target Listener Estimates

Persons 25-54																			
Saturday 7PM-MID				Sunday 6AM-10AM				Sunday 10AM-3PM				Sunday 3PM-7PM				Sunday 7PM-MID			
AQH (00)	Cume (00)	AQH Rtg	AQH Shr	AQH (00)	Cume (00)	AQH Rtg	AQH Shr	AQH (00)	Cume (00)	AQH Rtg	AQH Shr	AQH (00)	Cume (00)	AQH Rtg	AQH Shr	AQH (00)	Cume (00)	AQH Rtg	AQH Shr
KRLA-AM																			
SP '05	5	13	.1					8	13	.1						10	43	.3	
4-Book	10	35	.3	4	12	.1		6	27	.1						9	36	.3	
KROQ-FM																			
SP '05	151	672	.3	96	449	.2	2.1	296	1290	.5	3.8	216	960	.4	3.6	139	624	.2	4.6
4-Book	140	652	.3	108	429	.2	2.4	264	1092	.5	3.4	198	789	.4	3.4	115	537	.2	3.7
KRTH-FM																			
SP '05	92	339	.2	87	306	.1	1.9	171	715	.3	2.2	158	489	.3	2.7	52	184	.1	1.7
4-Book	94	422	.2	124	440	.2	2.7	245	896	.4	3.2	175	600	.3	3.1	61	284	.1	2.0
KSCA-FM																			
SP '05	99	393	.2	222	609	.4	4.9	238	684	.4	3.1	161	467	.3	2.7	52	168	.1	1.7
4-Book	80	285	.2	224	588	.4	4.9	223	644	.4	2.9	133	336	.3	2.3	57	201	.1	1.8
KSPN-AM																			
SP '05	40	100	.1	13	68	.3		54	321	.1	.7	60	154	.1	1.0	27	78		.9
4-Book	25	93	.1	18	81	.4		49	200	.1	.6	45	155	.1	.8	20	91		.7
KSSE-FM																			
SP '05	64	254	.1	140	344	.2	3.1	217	608	.4	2.8	181	502	.3	3.0	69	253	.1	2.3
4-Book	92	352	.2	111	309	.2	2.4	190	619	.4	2.5	133	371	.2	2.3	64	231	.1	2.2
+KTLK-AM																			
SP '05	16	123	.4	6	32	.1		10	53	.1		24	118	.4		36	109	.1	1.2
4-Book	5	39	.1	6	43	.1		15	58	.2		17	75	.3		12	40		.4
KTNO-AM																			
SP '05	34	117	.1	4	21	.1		21	46	.3		27	72	.5		18	73		.6
4-Book	22	75	.6	20	65	.4		38	104	.1	.5	28	69	.1	.5	16	64		.5
KTWV-FM																			
SP '05	158	504	.3	154	489	.3	3.4	222	835	.4	2.9	176	537	.3	3.0	88	336	.2	2.9
4-Book	158	555	.3	132	445	.2	2.9	247	833	.4	3.2	174	537	.3	3.0	94	364	.2	3.1
KWIZ-FM																			
SP '05	22	62	.6	61	119	.1	1.4	53	190	.1	.7	61	154	.1	1.0	41	130	.1	1.4
4-Book	26	101	.7	48	136	.1	1.1	55	183	.1	.7	53	163	.1	.9	32	96	.1	1.1
KWVE-FM																			
SP '05	18	96	.5	27	126	.6		25	97	.3		18	84	.3		11	50		.4
4-Book	18	70	.4	32	126	.7		49	176	.1	.6	21	71	.4		16	53		.6
KXOL-FM																			
SP '05	168	522	.3	84	278	.1	1.9	141	402	.2	1.8	163	438	.3	2.7	85	317	.1	2.8
4-Book	95	324	.2	93	299	.2	2.1	171	463	.3	2.2	135	338	.2	2.3	69	237	.1	2.2
KYSR-FM																			
SP '05	157	544	.3	90	354	.2	2.0	238	1124	.4	3.1	152	610	.3	2.6	41	228	.1	1.4
4-Book	112	497	.2	81	387	.2	1.8	230	1132	.4	3.0	157	669	.3	2.7	60	322	.1	2.0
KZLA-FM																			
SP '05	39	183	.1	65	354	.1	1.4	168	711	.3	2.2	142	519	.2	2.4	34	248	.1	1.1
4-Book	55	236	.1	79	405	.1	1.7	173	710	.3	2.3	120	448	.2	2.1	30	185	.1	1.0
XTRA-AM																			
SP '05	18	41	.5	6	54	.1		13	78	.2		20	88	.3		3	12		.1
4-Book	11	47	.3	8	49	.2		13	72	.2		9	48	.2		2	9		.1
KGGI-FM																			
SP '05	34	189	.1	13	25	.3		22	69	.3		30	102	.1	.5	51	97	.1	1.7
4-Book	16	86	.4	8	22	.2		18	74	.3		22	81	.4		31	74	.1	1.1
KOLA-FM																			
SP '05	13	90	.3	22	66	.5		26	155	.3		11	66	.2		4	38		.1
4-Book	**	**	**	**	**	**	**	**	**	**	**	**	**	**	**	**	**	**	**
TOTALS																			
SP '05	3965	13338	6.8	4516	14056	7.7		7722	21350	13.2		5936	16198	10.2		3035	10038	5.2	
4-Book	3955	12901	6.8	4612	13983	7.9		7678	21600	13.2		5816	15753	10.0		3065	9893	5.3	

Target Listener Estimates - Persons 25-54

** Station(s) not reported this survey.

* Listener estimates adjusted for reported broadcast schedule.

+ Station(s) changed call letters - see Page 13.

4-Book: Avg. of current and previous 3 surveys.
2-Book: Avg. of most recent 2 surveys.

Target Listener Trends

Persons 35-64																				
Monday-Sunday 6AM-MID				Monday-Friday 6AM-10AM				Monday-Friday 10AM-3PM				Monday-Friday 3PM-7PM				Monday-Friday 7PM-MID				
AQH (00)	Cume (00)	AQH Rtg	AQH Shr	AQH (00)	Cume (00)	AQH Rtg	AQH Shr	AQH (00)	Cume (00)	AQH Rtg	AQH Shr	AQH (00)	Cume (00)	AQH Rtg	AQH Shr	AQH (00)	Cume (00)	AQH Rtg	AQH Shr	
KABC-AM																				
SP '05	182	2693	.4	2.2	253	1320	.5	2.0	290	1569	.6	2.5	275	1699	.6	2.8	81	819	.2	2.5
WI '05	202	3230	.4	2.5	270	1684	.5	2.1	360	1820	.7	3.0	354	2056	.7	3.5	76	1006	.2	2.4
FA '04	269	3909	.5	3.2	287	1858	.6	2.2	515	2418	1.0	4.2	409	2481	.8	4.0	128	1116	.3	4.2
SU '04	224	3539	.5	2.8	253	1660	.5	2.0	407	1791	.8	3.5	329	1854	.7	3.4	108	1041	.2	3.1
4-Book	219	3343	.5	2.7	266	1631	.5	2.1	393	1900	.8	3.3	342	2023	.7	3.4	98	996	.2	3.1
SP '04	264	3987	.5	3.2	246	1810	.5	1.9	451	2353	.9	3.8	453	2487	.9	4.6	136	1074	.3	4.1
KAZN-AM																				
SP '05	45	458	.1	.6	79	316	.2	.6	55	284	.1	.5	65	298	.1	.7	19	124		.6
WI '05	**	**	**	**	**	**	**	**	**	**	**	**	**	**	**	**	**	**	**	**
FA '04	**	**	**	**	**	**	**	**	**	**	**	**	**	**	**	**	**	**	**	**
SU '04	**	**	**	**	**	**	**	**	**	**	**	**	**	**	**	**	**	**	**	**
4-Book	**	**	**	**	**	**	**	**	**	**	**	**	**	**	**	**	**	**	**	**
SP '04	**	**	**	**	**	**	**	**	**	**	**	**	**	**	**	**	**	**	**	**
KBIG-FM																				
SP '05	179	4534	.4	2.2	220	1808	.4	1.7	287	2039	.6	2.5	213	2182	.4	2.1	72	886	.1	2.2
WI '05	205	4021	.4	2.5	254	1606	.5	2.0	352	2002	.7	3.0	290	2084	.6	2.9	67	796	.1	2.1
FA '04	191	4281	.4	2.3	249	1923	.5	1.9	346	1882	.7	2.8	257	2179	.5	2.5	51	852	.1	1.7
SU '04	221	4388	.5	2.7	278	1823	.6	2.2	408	2235	.8	3.5	279	2145	.6	2.9	69	1024	.1	2.0
4-Book	199	4306	.4	2.4	250	1790	.5	2.0	348	2040	.7	3.0	260	2148	.5	2.6	65	890	.1	2.0
SP '04	219	4521	.4	2.7	287	2071	.6	2.2	410	2487	.8	3.4	286	2258	.6	2.9	73	1153	.1	2.2
KBUA-FM																				
SP '05	26	505	.1	.3	59	375	.1	.5	36	252	.1	.3	24	225		.2	8	123		.2
WI '05	39	426	.1	.5	92	282	.2	.7	70	239	.1	.6	20	177		.2	2	30		.1
FA '04	59	503	.1	.7	99	324	.2	.8	84	274	.2	.7	83	317	.2	.8	20	164		.7
SU '04	41	422	.1	.5	57	187	.1	.5	87	324	.2	.7	38	264	.1	.4	8	101		.2
4-Book	41	464	.1	.5	77	292	.2	.6	69	272	.2	.6	41	246	.1	.4	10	105		.3
SP '04	42	451	.1	.5	61	245	.1	.5	64	233	.1	.5	46	297	.1	.5	14	126		.4
KBUE-FM																				
SP '05	123	1829	.2	1.5	187	886	.4	1.4	215	1012	.4	1.9	94	709	.2	.9	55	414	.1	1.7
WI '05	124	2046	.2	1.5	178	1011	.4	1.4	253	1174	.5	2.1	79	720	.2	.8	36	460	.1	1.1
FA '04	120	1952	.2	1.4	159	987	.3	1.2	157	1070	.3	1.3	142	949	.3	1.4	50	574	.1	1.7
SU '04	151	2196	.3	1.9	230	1094	.5	1.9	209	1314	.4	1.8	166	1152	.3	1.7	52	543	.1	1.5
4-Book	130	2006	.2	1.6	189	995	.4	1.5	209	1143	.4	1.8	120	883	.3	1.2	48	498	.1	1.5
SP '04	151	2355	.3	1.8	191	1284	.4	1.5	203	1306	.4	1.7	166	1193	.3	1.7	90	690	.2	2.7
KCBS-FM																				
SP '05	343	6467	.7	4.2	430	3149	.9	3.3	575	3459	1.2	5.0	467	3982	.9	4.7	96	1749	.2	2.9
WI '05	214	5684	.4	2.6	265	2363	.5	2.1	304	2642	.6	2.6	323	3448	.6	3.2	86	1437	.2	2.7
FA '04	193	4922	.4	2.3	222	2082	.4	1.7	313	2494	.6	2.6	305	3073	.6	3.0	42	1096	.1	1.4
SU '04	175	5492	.4	2.2	181	1897	.4	1.5	245	2277	.5	2.1	234	3072	.5	2.4	75	1284	.2	2.2
4-Book	231	5641	.5	2.8	275	2373	.6	2.2	359	2718	.7	3.1	332	3394	.7	3.3	75	1392	.2	2.3
SP '04	216	5636	.4	2.6	244	2247	.5	1.9	342	2794	.7	2.9	298	3038	.6	3.0	62	1325	.1	1.9
+KDAY-FM																				
SP '05	35	924	.1	.4	38	387	.1	.3	65	477	.1	.6	46	454	.1	.5	6	113		.2
WI '05	54	1073	.1	.7	60	452	.1	.5	96	512	.2	.8	69	540	.1	.7	20	275		.6
FA '04	42	926	.1	.5	57	414	.1	.4	51	401	.1	.4	57	523	.1	.6	27	193		.9
SU '04	112	1511	.2	1.4	125	711	.3	1.0	129	801	.3	1.1	166	809	.3	1.7	56	495	.1	1.6
4-Book	61	1109	.1	.8	70	491	.2	.6	85	548	.2	.7	85	582	.2	.9	27	269	.1	.8
SP '04	94	1434	.2	1.1	84	590	.2	.6	161	919	.3	1.3	131	791	.3	1.3	38	359	.1	1.2
KOLD-FM																				
SP '05	57	941	.1	.7	47	385	.1	.4	113	609	.2	1.0	75	535	.2	.8	24	290		.7
WI '05	29	774	.1	.4	29	362	.1	.2	55	345	.1	.5	36	380	.1	.4	14	295		.4
FA '04	28	567	.1	.3	19	196	.1	.1	51	350	.1	.4	47	410	.1	.5	13	194		.4
SU '04	17	596		.2	14	200		.1	37	235		.3	20	277		.2	6	121		.2
4-Book	33	720	.1	.4	27	286	.1	.2	64	385	.1	.6	45	401	.1	.5	14	225	.4	.4
SP '04	29	558	.1	.4	10	109		.1	45	368		.4	48	325		.5	22	125		.7

** Station(s) not reported this survey.

* Listener estimates adjusted for reported broadcast schedule.

+ Station(s) changed call letters - see Page 13.

4-Book: Avg. of current and previous 3 surveys.
2-Book: Avg. of most recent 2 surveys.

Target Listener Trends

Persons 35-64

	Monday-Sunday 6AM-MID				Monday-Friday 6AM-10AM				Monday-Friday 10AM-3PM				Monday-Friday 3PM-7PM				Monday-Friday 7PM-MID			
	AQH (00)	Cume (00)	AQH Rtg	AQH Shr	AQH (00)	Cume (00)	AQH Rtg	AQH Shr	AQH (00)	Cume (00)	AQH Rtg	AQH Shr	AQH (00)	Cume (00)	AQH Rtg	AQH Shr	AQH (00)	Cume (00)	AQH Rtg	AQH Shr
KDLE-FM																				
SP '05	31	784	.1	.4	38	319	.1	.3	69	467	.1	.6	33	431	.1	.3	10	199		.3
WI '05	22	565		.3	27	211	.1	.2	40	316	.1	.3	29	347	.1	.3	5	90		.2
FA '04	22	627		.3	26	241	.1	.2	38	280	.1	.3	25	302	.1	.2	4	53		.1
SU '04	20	382		.2	22	95		.2	34	249	.1	.3	24	229		.2	8	117		.2
4-Book	24	590		.3	28	217		.2	45	328		.4	28	327		.3	7	115		.2
SP '04	19	520		.2	18	271		.1	24	210		.2	37	279		.4	7	174		.2
KEBN-FM																				
SP '05	22	330		.3	44	169	.1	.3	33	181	.1	.3	16	114		.2	7	62		.2
WI '05	**	**	**	**	**	**	**	**	**	**	**	**	**	**	**	**	**	**	**	**
FA '04	**	**	**	**	**	**	**	**	**	**	**	**	**	**	**	**	**	**	**	**
SU '04	**	**	**	**	**	**	**	**	**	**	**	**	**	**	**	**	**	**	**	**
4-Book	**	**	**	**	**	**	**	**	**	**	**	**	**	**	**	**	**	**	**	**
SP '04	**	**	**	**	**	**	**	**	**	**	**	**	**	**	**	**	**	**	**	**
KFI -AM																				
SP '05	364	5492	.7	4.5	637	3472	1.3	4.9	566	3305	1.1	4.9	508	3131	1.0	5.1	141	1276	.3	4.3
WI '05	467	6696	.9	5.7	835	4102	1.7	6.5	685	3949	1.4	5.8	658	3528	1.3	6.5	166	1321	.3	5.3
FA '04	428	5958	.9	5.2	790	3670	1.6	6.0	625	3548	1.3	5.1	633	3225	1.3	6.1	124	1293	.2	4.1
SU '04	407	5632	.8	5.0	777	3505	1.6	6.3	592	3145	1.2	5.1	639	3291	1.3	6.6	108	1125	.2	3.1
4-Book	417	5945	.8	5.1	760	3687	1.6	5.9	617	3487	1.3	5.2	610	3294	1.2	6.1	135	1254	.3	4.2
SP '04	485	7004	1.0	5.9	968	4397	2.0	7.4	718	4004	1.5	6.0	596	3804	1.2	6.0	158	1375	.3	4.8
KFSH-FM																				
SP '05	76	1367	.2	.9	109	754	.2	.8	107	684	.2	.9	96	899	.2	1.0	26	403	.1	.8
WI '05	65	1415	.1	.8	111	905	.2	.9	89	742	.2	.7	77	835	.2	.8	19	343		.6
FA '04	102	1519	.2	1.2	167	988	.3	1.3	162	826	.3	1.3	111	903	.2	1.1	29	437	.1	1.0
SU '04	71	1240	.1	.9	76	617	.2	.6	126	672	.3	1.1	71	595	.1	.7	26	313	.1	.8
4-Book	79	1385	.2	1.0	116	816	.2	.9	121	731	.3	1.0	89	808	.2	.9	25	374	.1	.8
SP '04	101	1517	.2	1.2	161	1019	.3	1.2	116	897	.2	1.0	93	918	.2	.9	51	592	.1	1.6
KFWB-AM																				
SP '05	162	5378	.3	2.0	320	3197	.6	2.5	159	2076	.3	1.4	239	2852	.5	2.4	68	1059	.1	2.1
WI '05	139	4601	.3	1.7	326	2800	.7	2.5	140	1629	.3	1.2	179	2325	.4	1.8	35	910	.1	1.1
FA '04	148	4912	.3	1.8	324	2868	.7	2.5	157	1882	.3	1.3	192	2389	.4	1.9	52	1098	.1	1.7
SU '04	148	4985	.3	1.8	271	2645	.6	2.2	154	2047	.3	1.3	163	2243	.3	1.7	118	1145	.2	3.4
4-Book	149	4969	.3	1.8	310	2878	.7	2.4	153	1909	.3	1.3	193	2452	.4	2.0	68	1053	.1	2.1
SP '04	119	4233	.2	1.4	232	2147	.5	1.8	113	1465	.2	.9	142	1928	.3	1.4	70	936	.1	2.1
KHHT-FM																				
SP '05	212	3400	.4	2.6	258	1622	.5	2.0	294	1820	.6	2.5	266	2023	.5	2.7	94	993	.2	2.9
WI '05	195	3268	.4	2.4	258	1596	.5	2.0	276	1677	.6	2.3	256	1676	.5	2.5	83	1016	.2	2.6
FA '04	209	3490	.4	2.5	286	1708	.6	2.2	329	1666	.7	2.7	252	1889	.5	2.4	90	886	.2	3.0
SU '04	239	3513	.5	2.9	243	1589	.5	2.0	367	1975	.8	3.1	284	1971	.6	2.9	147	1185	.3	4.3
4-Book	214	3418	.4	2.6	261	1629	.5	2.1	317	1785	.7	2.7	265	1890	.5	2.6	104	1020	.2	3.2
SP '04	177	2527	.4	2.2	214	1224	.4	1.6	251	1346	.5	2.1	238	1433	.5	2.4	84	911	.2	2.6
KHJ -AM																				
SP '05	80	1125	.2	1.0	163	530	.3	1.3	76	499	.2	.7	95	388	.2	1.0	31	221	.1	.9
WI '05	81	923	.2	1.0	126	467	.3	1.0	122	541	.2	1.0	98	423	.2	1.0	20	229		.6
FA '04	83	1267	.2	1.0	199	733	.4	1.5	141	704	.3	1.2	46	414	.1	.4	15	210		.5
SU '04	68	1206	.1	.8	105	534	.2	.8	136	741	.3	1.2	58	433	.1	.6	26	234	.1	.8
4-Book	78	1130	.2	1.0	148	566	.3	1.2	119	621	.3	1.0	74	415	.2	.8	23	224	.1	.7
SP '04	110	1554	.2	1.3	223	847	.5	1.7	147	771	.3	1.2	115	686	.2	1.2	21	250		.6
KIIS-FM																				
SP '05	231	5760	.5	2.8	402	3250	.8	3.1	273	2373	.5	2.4	284	3052	.6	2.8	81	1272	.2	2.5
WI '05	173	4517	.3	2.1	279	2247	.6	2.2	202	1613	.4	1.7	245	2321	.5	2.4	66	1034	.1	2.1
FA '04	166	5136	.3	2.0	303	2818	.6	2.3	193	1884	.4	1.6	214	2412	.4	2.1	48	1065	.1	1.6
SU '04	169	4586	.3	2.1	276	2026	.6	2.2	219	2070	.4	1.9	223	2216	.5	2.3	53	989	.1	1.5
4-Book	185	5000	.4	2.3	315	2585	.7	2.5	222	1985	.4	1.9	242	2500	.5	2.4	62	1090	.1	1.9
SP '04	121	4110	.2	1.5	197	2027	.4	1.5	174	1820	.4	1.5	137	2223	.3	1.4	47	932	.1	1.4

Target Listener Trends - Persons 35-64

** Station(s) not reported this survey.

* Listener estimates adjusted for reported broadcast schedule.

+ Station(s) changed call letters - see Page 13.

4-Book: Avg. of current and previous 3 surveys.
2-Book: Avg. of most recent 2 surveys.

Target Listener Trends

Persons 35-64																				
Monday-Sunday 6AM-MID				Monday-Friday 6AM-10AM				Monday-Friday 10AM-3PM				Monday-Friday 3PM-7PM				Monday-Friday 7PM-MID				
AQH (00)	Cume (00)	AQH Rtg	AQH Shr	AQH (00)	Cume (00)	AQH Rtg	AQH Shr	AQH (00)	Cume (00)	AQH Rtg	AQH Shr	AQH (00)	Cume (00)	AQH Rtg	AQH Shr	AQH (00)	Cume (00)	AQH Rtg	AQH Shr	
KVVS-FM																				
SP '05	3	152		4	80			5	106			2	47							
WI '05	12	154	.1	9	130	.1		5	69			16	105	.2		24	51		.8	
FA '04	7	132	.1	10	57	.1		11	49	.1		6	89	.1		3	28		.1	
SU '04	3	124		4	41			6	95	.1		3	28							
4-Book	6	141	.1	7	77	.1		7	80	.1		7	67	.1		7	20		.2	
SP '04	3	176		4	67			1	47			6	74	.1		2	61		.1	
KJLH-FM																				
SP '05	141	2051	.3	1.7	237	1017	.5	1.8	163	811	.3	1.4	139	939	.3	1.4	68	607	.1	2.1
WI '05	167	2461	.3	2.0	281	1293	.6	2.2	208	1118	.4	1.7	166	1244	.3	1.6	57	641	.1	1.8
FA '04	163	2215	.3	2.0	234	1048	.5	1.8	189	963	.4	1.6	171	1140	.3	1.7	56	629	.1	1.9
SU '04	226	2561	.5	2.8	278	1278	.6	2.2	263	1330	.5	2.2	259	1367	.5	2.7	130	867	.3	3.8
4-Book	174	2322	.4	2.1	258	1159	.6	2.0	206	1056	.4	1.7	184	1173	.4	1.9	78	886	.2	2.4
SP '04	211	2268	.4	2.6	307	1297	.6	2.4	277	1175	.6	2.3	251	1341	.5	2.5	82	787	.2	2.5
KKBT-FM																				
SP '05	150	2835	.3	1.8	340	1703	.7	2.6	119	1058	.2	1.0	191	1430	.4	1.9	63	607	.1	1.9
WI '05	109	2690	.2	1.3	249	1513	.5	1.9	111	1065	.2	.9	115	1134	.2	1.1	41	566	.1	1.3
FA '04	136	2916	.3	1.6	329	1613	.7	2.5	141	1197	.3	1.2	140	1371	.3	1.4	39	604	.1	1.3
SU '04	162	2896	.3	2.0	397	1768	.8	3.2	200	1405	.4	1.7	157	1425	.3	1.6	53	624	.1	1.5
4-Book	139	2834	.3	1.7	329	1649	.7	2.6	143	1181	.3	1.2	151	1340	.3	1.5	49	600	.1	1.5
SP '04	129	2729	.3	1.6	318	1674	.7	2.4	130	1225	.3	1.1	121	1221	.2	1.2	42	637	.1	1.3
KKLA-FM																				
SP '05	45	1101	.1	.6	91	752	.2	.7	58	421	.1	.5	71	522	.1	.7	14	182		.4
WI '05	71	1529	.1	.9	131	949	.3	1.0	94	767	.2	.8	105	810	.2	1.0	24	293		.8
FA '04	64	1232	.1	.8	136	825	.3	1.0	89	555	.2	.7	106	671	.2	1.0	16	266		.5
SU '04	52	1071	.1	.6	89	674	.2	.7	66	460	.1	.6	91	620	.2	.9	15	239		.4
4-Book	58	1233	.1	.7	112	800	.3	.9	77	551	.2	.7	93	656	.2	.9	17	245		.5
SP '04	65	1231	.1	.8	107	732	.2	.8	96	676	.2	.8	95	640	.2	1.0	26	234	.1	.8
KLAC-AM																				
SP '05	71	1487	.1	.9	64	587	.1	.5	163	793	.3	1.4	86	693	.2	.9	52	325	.1	1.6
WI '05	60	1698	.1	.7	89	741	.2	.7	104	710	.2	.9	68	833	.1	.7	43	479	.1	1.4
FA '04	42	1180	.1	.5	40	370	.1	.3	70	467	.1	.6	44	621	.1	.4	34	298	.1	1.1
SU '04	53	1203	.1	.7	65	626	.1	.5	84	599	.2	.7	71	578	.1	.7	23	283		.7
4-Book	57	1392	.1	.7	65	581	.1	.5	105	642	.2	.9	67	681	.1	.7	38	346	.1	1.2
SP '04	89	2572	.2	1.1	84	547	.2	.6	97	604	.2	.8	104	1343	.2	1.1	97	1204	.2	3.0
KLAX-FM																				
SP '05	311	3702	.6	3.8	695	2252	1.4	5.4	395	2166	.8	3.4	233	1559	.5	2.3	90	736	.2	2.8
WI '05	244	3516	.5	3.0	553	2111	1.1	4.3	337	1982	.7	2.8	206	1371	.4	2.0	59	630	.1	1.9
FA '04	283	3536	.6	3.4	612	2110	1.2	4.7	374	1949	.8	3.1	242	1497	.5	2.3	65	546	.1	2.1
SU '04	369	4332	.8	4.5	842	2823	1.7	6.8	509	2543	1.0	4.4	262	1917	.5	2.7	71	914	.1	2.1
4-Book	302	3772	.6	3.7	676	2324	1.4	5.3	404	2160	.8	3.4	236	1586	.5	2.3	71	707	.1	2.2
SP '04	415	4626	.8	5.0	998	2982	2.0	7.7	585	3178	1.2	4.9	321	2296	.7	3.3	80	890	.2	2.4
KLOS-FM																				
SP '05	244	5184	.5	3.0	497	2444	1.0	3.9	311	2377	.6	2.7	296	2922	.6	3.0	80	1117	.2	2.4
WI '05	220	5299	.4	2.7	455	2412	.9	3.5	284	2171	.6	2.4	267	2891	.5	2.6	70	1183	.1	2.2
FA '04	268	4984	.5	3.2	558	2593	1.1	4.3	376	2015	.8	3.1	327	2661	.7	3.2	68	1034	.1	2.2
SU '04	237	5164	.5	2.9	437	2467	.9	3.5	302	2038	.6	2.6	277	2802	.6	2.8	78	1201	.2	2.3
4-Book	242	5158	.5	3.0	487	2479	1.0	3.8	318	2150	.7	2.7	292	2819	.6	2.9	74	1134	.2	2.3
SP '04	235	5109	.5	2.9	445	2413	.9	3.4	315	2210	.6	2.6	289	2489	.6	2.9	69	1168	.1	2.1
KLXS-FM																				
SP '05	242	3633	.5	3.0	579	2115	1.2	4.5	407	1953	.8	3.5	339	1794	.7	3.4	34	525	.1	1.0
WI '05	232	3637	.5	2.8	537	2001	1.1	4.2	369	1823	.7	3.1	281	1818	.6	2.8	58	657	.1	1.9
FA '04	297	3751	.6	3.6	623	2386	1.3	4.8	514	1925	1.0	4.2	397	1943	.8	3.9	67	650	.1	2.2
SU '04	271	3933	.6	3.2	676	2536	1.4	5.4	427	1889	.9	3.7	312	1771	.6	3.2	75	858	.2	2.2
4-Book	261	3739	.6	3.2	604	2260	1.3	4.7	429	1898	.9	3.6	332	1832	.7	3.3	59	673	.2	1.8
SP '04	284	4121	.6	3.5	729	2652	1.5	5.6	421	2156	.9	3.5	308	1800	.6	3.1	73	767	.1	2.2

** Station(s) not reported this survey.

* Listener estimates adjusted for reported broadcast schedule.

+ Station(s) changed call letters - see Page 13.

4-Book: Avg. of current and previous 3 surveys.
2-Book: Avg. of most recent 2 surveys.

Target Listener Trends

Persons 35-64

Target Listener Trends - Persons 35-64

	Monday-Sunday 6AM-MID				Monday-Friday 6AM-10AM				Monday-Friday 10AM-3PM				Monday-Friday 3PM-7PM				Monday-Friday 7PM-MID			
	AQH (00)	Cume (00)	AQH Rtg	AQH Shr	AQH (00)	Cume (00)	AQH Rtg	AQH Shr	AQH (00)	Cume (00)	AQH Rtg	AQH Shr	AQH (00)	Cume (00)	AQH Rtg	AQH Shr	AQH (00)	Cume (00)	AQH Rtg	AQH Shr
KLTX-AM																				
SP '05	26	503	.1	.3	50	295	.1	.4	34	255	.1	.3	20	176	.2	.2	14	147	.1	.4
WI '05	76	762	.2	.9	125	485	.3	1.0	128	532	.3	1.1	70	369	.1	.7	22	160	.3	.7
FA '04	73	559	.1	.9	107	368	.2	.8	105	333	.2	.9	88	405	.2	.9	27	129	.1	.9
SU '04	71	503	.1	.9	109	324	.2	.9	96	333	.2	.8	85	317	.2	.9	22	142	.1	.6
4-Book	62	582	.1	.8	98	368	.2	.8	91	363	.2	.8	66	317	.1	.7	21	145	.1	.7
SP '04	52	438	.1	.6	98	362	.2	.8	71	298	.1	.6	60	317	.1	.6	17	177	.1	.5
KLVE-FM																				
SP '05	303	4549	.6	3.7	422	2395	.8	3.3	463	2350	.9	4.0	320	2231	.6	3.2	140	1348	.3	4.3
WI '05	317	4597	.6	3.9	384	2359	.8	3.0	453	2464	.9	3.8	369	2283	.7	3.6	158	1231	.3	5.0
FA '04	361	5144	.7	4.3	561	2718	1.1	4.3	512	2776	1.0	4.2	389	2665	.8	3.8	180	1614	.4	5.9
SU '04	312	4541	.6	3.8	440	2368	.9	3.5	435	2444	.9	3.7	311	2234	.6	3.2	189	1395	.4	5.5
4-Book	323	4708	.6	3.9	452	2460	.9	3.5	466	2509	.9	3.9	347	2353	.7	3.5	167	1397	.4	5.2
SP '04	218	4214	.4	2.7	345	1940	.7	2.6	264	2209	.5	2.2	269	2166	.6	2.7	109	1359	.2	3.3
KLYY-FM																				
SP '05	113	2134	.2	1.4	103	717	.2	.8	208	1265	.4	1.8	163	974	.3	1.6	26	338	.1	.8
WI '05	105	1696	.2	1.3	112	599	.2	.9	202	1031	.4	1.7	103	817	.2	1.0	39	314	.1	1.2
FA '04	91	1495	.2	1.1	128	687	.3	1.0	160	851	.3	1.3	89	657	.2	.9	22	194	.1	.7
SU '04	85	1849	.2	1.0	78	509	.2	.6	144	1051	.3	1.2	110	946	.2	1.1	33	417	.1	1.0
4-Book	99	1794	.2	1.2	105	628	.2	.8	179	1050	.4	1.5	116	849	.2	1.2	30	316	.1	.9
SP '04	81	1660	.2	1.0	102	668	.2	.8	162	1068	.3	1.4	68	628	.1	.7	34	291	.1	1.0
KMXE-AM																				
SP '05	77	697	.2	.9	100	370	.2	.8	112	462	.2	1.0	125	465	.3	1.3	60	244	.1	1.8
WI '05	79	676	.2	1.0	116	402	.2	.9	133	476	.3	1.1	122	355	.2	1.2	32	186	.1	1.0
FA '04	**	**	**	**	**	**	**	**	**	**	**	**	**	**	**	**	**	**	**	**
SU '04	60	626	.1	.7	83	316	.2	.7	105	392	.2	.9	66	312	.1	.7	28	168	.1	.8
4-Book	**	**	**	**	**	**	**	**	**	**	**	**	**	**	**	**	**	**	**	**
SP '04	47	489	.1	.6	40	253	.1	.3	115	325	.2	1.0	52	264	.1	.5	30	145	.1	.9
KMZT-FM																				
SP '05	119	2793	.2	1.5	145	1166	.3	1.1	113	1189	.2	1.0	130	1235	.3	1.3	87	914	.2	2.7
WI '05	102	2494	.2	1.2	123	1073	.2	1.0	136	937	.3	1.1	127	1164	.3	1.3	47	639	.1	1.5
FA '04	114	2985	.2	1.4	127	1367	.3	1.0	162	1247	.3	1.3	140	1388	.3	1.4	64	912	.1	2.1
SU '04	126	2730	.3	1.6	158	1174	.3	1.3	186	1317	.4	1.6	145	1371	.3	1.5	92	998	.2	2.7
4-Book	115	2751	.2	1.4	138	1195	.3	1.1	149	1173	.3	1.3	136	1290	.3	1.4	73	866	.2	2.3
SP '04	146	3139	.3	1.8	162	1203	.3	1.2	218	1431	.4	1.8	168	1558	.3	1.7	93	1034	.2	2.8
KNX -AM																				
SP '05	136	4981	.3	1.7	273	2708	.5	2.1	156	1967	.3	1.3	167	2411	.3	1.7	36	785	.1	1.1
WI '05	215	5571	.4	2.6	474	3634	1.0	3.7	193	2164	.4	1.6	283	2978	.6	2.8	126	1324	.3	4.0
FA '04	137	4781	.3	1.7	286	2721	.6	2.2	163	1836	.3	1.3	199	2555	.4	1.9	37	949	.1	1.2
SU '04	180	5418	.4	2.2	358	3224	.7	2.9	175	2110	.4	1.5	249	2897	.5	2.6	75	1098	.2	2.2
4-Book	167	5188	.4	2.1	348	3072	.7	2.7	172	2019	.4	1.4	225	2710	.5	2.3	69	1039	.2	2.1
SP '04	225	5683	.5	2.7	452	3164	.9	3.5	232	2144	.5	1.9	301	2979	.6	3.1	72	1380	.1	2.2
KOST-FM																				
SP '05	362	6789	.7	4.4	523	3304	1.1	4.1	526	3171	1.1	4.5	452	3847	.9	4.5	192	2087	.4	5.9
WI '05	365	5880	.7	4.5	410	2661	.8	3.2	584	3100	1.2	4.9	500	3453	1.0	4.9	178	1873	.4	5.7
FA '04	421	6732	.8	5.1	499	3413	1.0	3.8	739	3546	1.5	6.1	562	4081	1.1	5.5	141	2007	.3	4.7
SU '04	308	5405	.6	3.8	397	2655	.8	3.2	487	2664	1.0	4.2	387	2977	.8	4.0	137	1548	.3	4.0
4-Book	364	6202	.7	4.5	457	3008	.9	3.6	584	3120	1.2	4.9	475	3590	1.0	4.7	162	1879	.4	5.1
SP '04	362	6164	.7	4.4	442	2966	.9	3.4	643	3174	1.3	5.4	446	3626	.9	4.5	170	1954	.3	5.2
KPWR-FM																				
SP '05	116	3161	.2	1.4	213	1606	.4	1.7	131	1233	.3	1.1	147	1553	.3	1.5	52	813	.1	1.6
WI '05	131	2969	.3	1.6	175	1303	.4	1.4	187	1349	.4	1.6	175	1600	.4	1.7	49	640	.1	1.6
FA '04	104	2766	.2	1.3	146	1310	.3	1.1	130	1150	.3	1.1	142	1393	.3	1.4	51	702	.1	1.7
SU '04	105	2761	.2	1.3	140	1207	.3	1.1	119	1168	.2	1.0	133	1322	.3	1.4	51	852	.1	1.5
4-Book	114	2914	.2	1.4	169	1357	.4	1.3	142	1225	.3	1.2	149	1467	.3	1.5	51	752	.1	1.6
SP '04	100	2659	.2	1.2	178	1282	.4	1.4	99	1064	.2	.8	131	1298	.3	1.3	52	683	.1	1.6

** Station(s) not reported this survey.

* Listener estimates adjusted for reported broadcast schedule.

+ Station(s) changed call letters - see Page 13.

4-Book: Avg. of current and previous 3 surveys.
2-Book: Avg. of most recent 2 surveys.

Target Listener Trends

Persons 35-64																				
Monday-Sunday 6AM-MID				Monday-Friday 6AM-10AM				Monday-Friday 10AM-3PM				Monday-Friday 3PM-7PM				Monday-Friday 7PM-MID				
AQH (00)	Cume (00)	AQH Rtg	AQH Shr	AQH (00)	Cume (00)	AQH Rtg	AQH Shr	AQH (00)	Cume (00)	AQH Rtg	AQH Shr	AQH (00)	Cume (00)	AQH Rtg	AQH Shr	AQH (00)	Cume (00)	AQH Rtg	AQH Shr	
KRCD-FM																				
SP '05	166	1844	.3	2.0	233	857	.5	1.8	236	1067	.5	2.0	194	1007	.4	1.9	72	599	.1	2.2
WI '05	138	1993	.3	1.7	139	809	.3	1.1	146	1043	.3	1.2	171	1116	.3	1.7	139	907	.3	4.4
FA '04	190	2066	.4	2.3	189	986	.4	1.4	291	1191	.6	2.4	203	1136	.4	2.0	145	795	.3	4.8
SU '04	155	2108	.3	1.9	227	1028	.5	1.8	251	1291	.5	2.1	150	1105	.3	1.5	86	696	.2	2.5
4-Book	162	2003	.3	2.0	197	920	.4	1.5	231	1148	.5	1.9	180	1091	.4	1.8	111	749	.2	3.5
SP '04	170	1814	.3	2.1	185	930	.4	1.4	250	1179	.5	2.1	175	959	.4	1.8	110	686	.2	3.3
KRCV-FM																				
SP '05	107	1542	.2	1.3	164	709	.3	1.3	154	863	.3	1.3	98	647	.2	1.0	58	401	.1	1.8
WI '05	134	1300	.3	1.6	195	662	.4	1.5	169	780	.3	1.4	133	666	.3	1.3	89	541	.2	2.8
FA '04	94	1281	.2	1.1	131	642	.3	1.0	160	757	.3	1.3	125	622	.3	1.2	28	347	.1	.9
SU '04	63	1106	.1	.8	72	415	.1	.6	78	515	.2	.7	70	536	.1	.7	44	394	.1	1.3
4-Book	100	1307	.2	1.2	141	607	.3	1.1	140	729	.3	1.2	107	618	.2	1.1	55	421	.1	1.7
SP '04	68	1002	.1	.8	63	496	.1	.5	98	619	.2	.8	86	602	.2	.9	40	303	.1	1.2
KRLA-AM																				
SP '05	71	1363	.1	.9	129	749	.3	1.0	129	733	.3	1.1	88	565	.2	.9	33	236	.1	1.0
WI '05	75	1441	.2	.9	143	961	.3	1.1	145	894	.3	1.2	99	643	.2	1.0	22	182	.7	.7
FA '04	78	1606	.2	.9	179	1027	.4	1.4	126	950	.3	1.0	101	769	.2	1.0	21	239	.7	.7
SU '04	111	1653	.2	1.4	230	1175	.5	1.9	227	1015	.5	1.9	115	713	.2	1.2	28	322	.1	.8
4-Book	84	1516	.2	1.0	170	978	.4	1.4	157	898	.4	1.3	101	673	.2	1.0	26	245	.1	.8
SP '04	104	1759	.2	1.3	233	1020	.5	1.8	171	1063	.3	1.4	131	845	.3	1.3	41	338	.1	1.2
KROQ-FM																				
SP '05	155	4177	.3	1.9	244	1952	.5	1.9	206	1928	.4	1.8	180	2139	.4	1.8	79	1118	.2	2.4
WI '05	186	4116	.4	2.3	382	2205	.8	3.0	232	1694	.5	1.9	237	2162	.5	2.3	69	953	.1	2.2
FA '04	176	3871	.4	2.1	313	2192	.6	2.4	239	1825	.5	2.0	211	1981	.4	2.0	69	1120	.1	2.3
SU '04	181	4087	.4	2.2	359	2372	.7	2.9	213	1742	.4	1.8	204	2178	.4	2.1	78	1243	.2	2.3
4-Book	175	4063	.4	2.1	325	2180	.7	2.6	223	1797	.5	1.9	208	2115	.4	2.1	74	1109	.2	2.3
SP '04	141	3556	.3	1.7	247	1758	.5	1.9	190	1572	.4	1.6	171	1751	.3	1.7	69	1003	.1	2.1
KRTH-FM																				
SP '05	251	6647	.5	3.1	298	2681	.6	2.3	380	3116	.8	3.3	332	3411	.7	3.3	93	1325	.2	2.8
WI '05	303	7253	.6	3.7	366	2945	.7	2.8	448	3409	.9	3.8	409	3684	.8	4.0	120	1699	.2	3.8
FA '04	325	7250	.7	3.9	511	3446	1.0	3.9	468	3153	.9	3.8	357	3555	.7	3.5	114	1444	.2	3.8
SU '04	326	7683	.7	4.0	429	3414	.9	3.5	524	3698	1.1	4.5	431	4046	.9	4.4	127	1843	.3	3.7
4-Book	301	7208	.6	3.7	401	3122	.8	3.1	455	3344	.9	3.9	382	3674	.8	3.8	114	1578	.2	3.5
SP '04	345	7588	.7	4.2	495	3335	1.0	3.8	516	3908	1.1	4.3	392	3886	.8	4.0	95	1568	.2	2.9
KSCA-FM																				
SP '05	253	3065	.5	3.1	571	2195	1.1	4.4	314	1630	.6	2.7	311	1579	.6	3.1	44	425	.1	1.3
WI '05	273	3457	.5	3.3	645	2387	1.3	5.0	380	1980	.8	3.2	218	1244	.4	2.2	61	571	.1	1.9
FA '04	222	2675	.4	2.7	508	1768	1.0	3.9	327	1582	.7	2.7	167	1007	.3	1.6	55	504	.1	1.8
SU '04	167	2443	.3	2.1	368	1498	.8	3.0	230	1317	.5	2.0	128	1135	.3	1.3	39	419	.1	1.1
4-Book	229	2910	.4	2.8	523	1962	1.1	4.1	313	1627	.7	2.7	206	1241	.4	2.1	50	480	.1	1.5
SP '04	163	2397	.3	2.0	354	1420	.7	2.7	217	1278	.4	1.8	138	888	.3	1.4	49	456	.1	1.5
KSPN-AM																				
SP '05	46	1554	.1	.6	51	464	.1	.4	48	511	.1	.4	74	771	.1	.7	43	576	.1	1.3
WI '05	48	1248	.1	.6	81	543	.2	.6	94	682	.2	.8	66	718	.1	.7	8	193	.3	.3
FA '04	49	1704	.1	.6	49	363	.1	.4	46	456	.1	.4	108	1101	.2	1.0	28	569	.1	.9
SU '04	52	1632	.1	.6	42	572	.1	.3	43	605	.1	.4	83	792	.2	.9	62	630	.1	1.8
4-Book	49	1535	.1	.6	56	486	.1	.4	58	564	.1	.5	83	846	.2	.8	35	492	.1	1.1
SP '04	48	1468	.1	.6	34	454	.1	.3	64	520	.1	.5	88	745	.2	.9	31	470	.1	.9
KSSE-FM																				
SP '05	131	2167	.3	1.6	259	1143	.5	2.0	182	1185	.4	1.6	123	898	.2	1.2	34	500	.1	1.0
WI '05	90	1773	.2	1.1	168	944	.3	1.3	127	918	.3	1.1	69	756	.1	.7	36	400	.1	1.1
FA '04	128	2097	.3	1.5	246	1375	.5	1.9	168	1054	.3	1.4	147	1117	.3	1.4	48	623	.1	1.6
SU '04	109	2090	.2	1.3	210	1054	.4	1.7	175	1080	.4	1.5	107	1047	.2	1.1	29	427	.1	.8
4-Book	115	2032	.3	1.4	221	1129	.4	1.7	163	1059	.4	1.4	112	955	.2	1.1	37	488	.1	1.1
SP '04	119	2058	.2	1.4	208	1184	.4	1.6	151	1094	.3	1.3	141	905	.3	1.4	35	405	.1	1.1

** Station(s) not reported this survey.

* Listener estimates adjusted for reported broadcast schedule.

+ Station(s) changed call letters - see Page 13.

4-Book: Avg. of current and previous 3 surveys.
2-Book: Avg. of most recent 2 surveys.

Target Listener Trends

Persons 35-64

Target Listener Trends - Persons 35-64

	Monday-Sunday 6AM-MID				Monday-Friday 6AM-10AM				Monday-Friday 10AM-3PM				Monday-Friday 3PM-7PM				Monday-Friday 7PM-MID			
	AQH (00)	Cume (00)	AQH Rtg	AQH Shr	AQH (00)	Cume (00)	AQH Rtg	AQH Shr	AQH (00)	Cume (00)	AQH Rtg	AQH Shr	AQH (00)	Cume (00)	AQH Rtg	AQH Shr	AQH (00)	Cume (00)	AQH Rtg	AQH Shr
+KTLK-AM																				
SP '05	86	1049	.2	1.1	129	726	.3	1.0	160	801	.3	1.4	127	680	.3	1.3	32	255	.1	1.0
WI '05	36	683	.1	.4	37	414	.1	.3	79	458	.2	.7	64	479	.1	.6	12	169		.4
FA '04	25	811	.1	.3	24	314		.2	52	388	.1	.4	43	369	.1	.4	4	119		.1
SU '04	27	770	.1	.3	28	289	.1	.2	51	388	.1	.4	45	434	.1	.5	5	160		.1
4-Book	44	828	.1	.5	55	436	.1	.4	86	509	.2	.7	70	491	.2	.7	13	176		.4
SP '04	21	586		.3	30	276	.1	.2	54	316	.1	.5	20	207		.2	6	102		.2
KTNQ-AM																				
SP '05	57	938	.1	.7	93	388	.2	.7	76	475	.2	.7	80	386	.2	.8	28	226	.1	.9
WI '05	79	1172	.2	1.0	112	487	.2	.9	149	780	.3	1.3	98	353	.2	1.0	6	88		.2
FA '04	68	1101	.1	.8	74	320	.1	.6	126	504	.3	1.0	114	555	.2	1.1	9	155		.3
SU '04	52	1128	.1	.6	59	483	.1	.5	116	552	.2	1.0	61	311	.1	.6	19	202		.6
4-Book	64	1085	.1	.8	85	420	.2	.7	117	578	.3	1.0	88	401	.2	.9	16	168		.5
SP '04	**	**	**	**	**	**	**	**	**	**	**	**	**	**	**	**	**	**	**	**
KTWV-FM																				
SP '05	478	6244	1.0	5.9	645	3261	1.3	5.0	834	3550	1.7	7.2	557	3665	1.1	5.6	183	2032	.4	5.6
WI '05	446	5880	.9	5.5	576	3030	1.2	4.5	789	3141	1.6	6.6	531	3571	1.1	5.2	173	1897	.3	5.5
FA '04	470	6239	.9	5.7	550	2973	1.1	4.2	753	3272	1.5	6.2	558	3775	1.1	5.4	240	2034	.5	7.9
SU '04	355	5596	.7	4.4	419	2483	.9	3.4	597	3021	1.2	5.1	409	2819	.8	4.2	164	1605	.3	4.7
4-Book	437	5990	.9	5.4	548	2937	1.1	4.3	743	3246	1.5	6.3	514	3458	1.0	5.1	190	1892	.4	5.9
SP '04	431	5866	.9	5.2	540	2983	1.1	4.1	765	3121	1.6	6.4	525	3231	1.1	5.3	152	1718	.3	4.6
KVIZ-FM																				
SP '05	15	433		.2	11	129		.1	20	205		.2	23	192		.2	10	126		.3
WI '05	33	638	.1	.4	32	193	.1	.2	53	360	.1	.4	44	310	.1	.4	18	182		.6
FA '04	23	461		.3	26	223	.1	.2	29	279	.1	.2	27	251	.1	.3	15	90		.5
SU '04	26	538	.1	.3	20	203		.2	50	303	.1	.4	30	256	.1	.3	12	140		.3
4-Book	24	518	.1	.3	22	187	.1	.2	38	287	.1	.3	31	252	.1	.3	14	135		.4
SP '04	14	343		.2	13	109		.1	17	175		.1	20	148		.2	8	41		.2
KWVE-FM																				
SP '05	47	949	.1	.6	80	441	.2	.6	54	441	.1	.5	63	488	.1	.6	35	285	.1	1.1
WI '05	69	1201	.1	.8	133	658	.3	1.0	84	542	.2	.7	72	638	.1	.7	19	236		.6
FA '04	77	1239	.2	.9	156	770	.3	1.2	123	680	.2	1.0	89	563	.2	.9	12	212		.4
SU '04	37	1082	.1	.5	50	475	.1	.4	37	402	.1	.3	53	560	.1	.5	28	336	.1	.8
4-Book	58	1118	.1	.7	105	586	.2	.8	75	516	.2	.6	69	562	.1	.7	24	267	.1	.7
SP '04	61	1116	.1	.7	97	627	.2	.7	106	479	.2	.9	83	592	.2	.8	14	202		.4
KXOL-FM																				
SP '05	109	2005	.2	1.3	129	853	.3	1.0	171	1047	.3	1.5	98	851	.2	1.0	51	662	.1	1.6
WI '05	148	2470	.3	1.8	173	1111	.3	1.3	245	1356	.5	2.1	160	1236	.3	1.6	60	730	.1	1.9
FA '04	114	2105	.2	1.4	134	903	.3	1.0	179	1073	.4	1.5	151	1064	.3	1.5	31	421	.1	1.0
SU '04	112	1713	.2	1.4	120	720	.2	1.0	182	966	.4	1.6	137	996	.3	1.4	56	460	.1	1.6
4-Book	121	2073	.2	1.5	139	897	.3	1.1	194	1111	.4	1.7	137	1037	.3	1.4	50	568	.1	1.5
SP '04	112	1819	.2	1.4	139	831	.3	1.1	153	1080	.3	1.3	118	830	.2	1.2	51	548	.1	1.6
KYSR-FM																				
SP '05	164	4572	.3	2.0	277	2105	.6	2.1	208	1852	.4	1.8	222	2364	.4	2.2	45	996	.1	1.4
WI '05	168	4059	.3	2.1	247	1776	.5	1.9	260	1786	.5	2.2	230	2373	.5	2.3	53	851	.1	1.7
FA '04	153	4367	.3	1.8	272	2244	.5	2.1	210	1844	.4	1.7	221	2362	.4	2.1	45	1151	.1	1.5
SU '04	127	4479	.3	1.6	209	1982	.4	1.7	143	2180	.3	1.2	145	2046	.3	1.5	42	931	.1	1.2
4-Book	153	4369	.3	1.9	251	2027	.5	2.0	205	1916	.4	1.7	205	2286	.4	2.0	46	982	.1	1.5
SP '04	182	3840	.4	2.2	369	1976	.8	2.8	279	1901	.6	2.3	215	1931	.4	2.2	35	804	.1	1.1
KZLA-FM																				
SP '05	183	3767	.4	2.2	277	2038	.6	2.1	267	1918	.5	2.3	243	1972	.5	2.4	43	1016	.1	1.3
WI '05	220	3484	.4	2.7	373	2124	.7	2.9	341	1936	.7	2.9	268	2278	.5	2.6	53	838	.1	1.7
FA '04	209	3808	.4	2.5	329	2148	.7	2.5	336	2202	.7	2.8	259	2333	.5	2.5	55	882	.1	1.8
SU '04	228	3454	.5	2.8	349	1972	.7	2.8	326	1694	.7	2.8	324	2254	.7	3.3	56	1015	.1	1.6
4-Book	210	3628	.4	2.6	332	2071	.7	2.6	318	1938	.7	2.7	274	2209	.6	2.7	52	938	.1	1.6
SP '04	242	3601	.5	2.9	365	1994	.7	2.8	366	2220	.7	3.1	306	2207	.6	3.1	61	980	.1	1.9

** Station(s) not reported this survey. * Listener estimates adjusted for reported broadcast schedule. + Station(s) changed call letters - see Page 13. 4-Book: Avg. of current and previous 3 surveys. 2-Book: Avg. of most recent 2 surveys.

Target Listener Trends

Persons 35-64																				
Monday-Sunday 6AM-MID				Monday-Friday 6AM-10AM				Monday-Friday 10AM-3PM				Monday-Friday 3PM-7PM				Monday-Friday 7PM-MID				
AQH (00)	Cume (00)	AQH Rtg	AQH Shr	AQH (00)	Cume (00)	AQH Rtg	AQH Shr	AQH (00)	Cume (00)	AQH Rtg	AQH Shr	AQH (00)	Cume (00)	AQH Rtg	AQH Shr	AQH (00)	Cume (00)	AQH Rtg	AQH Shr	
XTRA-AM																				
SP '05	43	671	.1	.5	49	332	.1	.4	54	358	.1	.5	73	467	.1	.7	30	200	.1	.9
WI '05	33	992	.1	.4	43	462	.1	.3	59	508	.1	.5	46	487	.1	.5	11	132		.4
FA '04	28	1068	.1	.3	25	312	.1	.2	60	509	.1	.5	51	590	.1	.5	4	96		.1
SU '04	44	935	.1	.5	61	465	.1	.5	78	413	.2	.7	70	490	.1	.7	14	202		.4
4-Book	37	917	.1	.4	45	393	.1	.4	63	447	.1	.6	60	509	.1	.6	15	158		.5
SP '04	35	1050	.1	.4	57	375	.1	.4	59	429	.1	.5	34	447	.1	.3	5	132		.2
KGGI-FM																				
SP '05	17	633		.2	21	252		.2	7	139		.1	19	311		.2	18	170		.6
WI '05	13	572		.2	18	241		.1	19	227		.2	19	267		.2	4	111		.1
FA '04	11	513		.1	19	252		.1	16	187		.1	15	159		.1	4	43		.1
SU '04	12	508		.1	6	114			20	238		.2	17	217		.2	7	137		.2
4-Book	13	557		.2	16	215		.1	16	198		.2	18	239		.2	8	115		.3
SP '04	11	556		.1	8	125		.1	16	222		.1	18	284		.2	4	115		.1
KOLA-FM																				
SP '05	31	815	.1	.4	42	333	.1	.3	55	342	.1	.5	39	434	.1	.4	11	115		.3
WI '05	**	**	**	**	**	**	**	**	**	**	**	**	**	**	**	**	**	**	**	**
FA '04	**	**	**	**	**	**	**	**	**	**	**	**	**	**	**	**	**	**	**	**
SU '04	**	**	**	**	**	**	**	**	**	**	**	**	**	**	**	**	**	**	**	**
4-Book	**	**	**	**	**	**	**	**	**	**	**	**	**	**	**	**	**	**	**	**
SP '04	**	**	**	**	**	**	**	**	**	**	**	**	**	**	**	**	**	**	**	**
TOTALS																				
SP '05	8160	47710	16.4		12903	41855	25.9		11576	37514	23.2		9995	39841	20.1		3271	23770	6.6	
WI '05	8168	47943	16.4		12925	41984	26.0		11911	37025	23.9		10132	40268	20.3		3135	23264	6.3	
FA '04	8301	47828	16.7		13109	42335	26.3		12186	37467	24.5		10298	40623	20.7		3027	23329	6.1	
SU '04	8127	46553	16.6		12410	40240	25.4		11694	36917	23.9		9738	39562	19.9		3453	23986	7.1	
4-Book	8189	47509	16.5		12837	41604	25.9		11842	37231	23.9		10041	40074	20.3		3222	23587	6.5	
SP '04	8222	46904	16.8		13021	41367	26.6		11982	37499	24.5		9854	39409	20.2		3288	23931	6.7	

** Station(s) not reported this survey.

* Listener estimates adjusted for reported broadcast schedule.

+ Station(s) changed call letters - see Page 13.

4-Book: Avg. of current and previous 3 surveys.
2-Book: Avg. of most recent 2 surveys.

Target Listener Estimates

Persons 35-64

	Monday-Friday 6AM-7PM				Weekend 6AM-MID				Saturday 6AM-10AM				Saturday 10AM-3PM				Saturday 3PM-7PM			
	AQH (00)	Cume (00)	AQH Rtg	AQH Shr	AQH (00)	Cume (00)	AQH Rtg	AQH Shr	AQH (00)	Cume (00)	AQH Rtg	AQH Shr	AQH (00)	Cume (00)	AQH Rtg	AQH Shr	AQH (00)	Cume (00)	AQH Rtg	AQH Shr
KABC-AM																				
SP '05	274	2338	.6	2.4	84	1104	.2	1.5	107	357	.2	1.5	138	403	.3	1.5	141	447	.3	2.2
4-Book	338	2938	.7	2.9	89	1268	.2	1.6	95	337	.2	1.4	145	481	.3	1.6	139	463	.3	2.2
KAZN-AM																				
SP '05	66	426	.1	.6	25	258	.1	.5	30	84	.1	.4	29	101	.1	.3	27	41	.1	.4
4-Book	**	**	**	**	**	**	**	**	**	**	**	**	**	**	**	**	**	**	**	**
KBIG-FM																				
SP '05	244	3613	.5	2.1	136	2221	.3	2.5	101	374	.2	1.4	190	793	.4	2.0	159	606	.3	2.5
4-Book	291	3414	.6	2.5	127	2087	.3	2.3	99	417	.2	1.4	189	762	.4	2.1	173	657	.4	2.7
KBUA-FM																				
SP '05	39	442	.1	.3	13	228	.1	.2	36	138	.1	.5	31	130	.1	.3	10	60	.1	.2
4-Book	63	428	.1	.5	24	249	.1	.4	48	118	.1	.7	32	93	.1	.4	29	83	.1	.5
KBUE-FM																				
SP '05	169	1559	.3	1.5	88	1033	.2	1.6	145	396	.3	2.1	191	533	.4	2.1	105	311	.2	1.6
4-Book	175	1746	.4	1.5	104	1095	.2	1.9	149	396	.3	2.2	203	529	.4	2.2	118	316	.2	1.8
KCBS-FM																				
SP '05	497	5699	1.0	4.3	235	3377	.5	4.3	260	888	.5	3.7	507	1672	1.0	5.5	258	945	.5	4.0
4-Book	325	4746	.7	2.8	171	2919	.4	3.1	177	676	.4	2.5	345	1365	.7	3.8	217	776	.4	3.4
+KDAY-FM																				
SP '05	51	774	.1	.4	27	454	.1	.5	19	50	.1	.3	70	167	.1	.8	60	223	.1	.9
4-Book	81	934	.2	.7	49	561	.1	.9	62	171	.1	.9	88	229	.2	1.0	69	216	.1	1.1
KDLD-FM																				
SP '05	81	839	.2	.7	36	425	.1	.7	46	154	.1	.7	65	193	.1	.7	32	100	.1	.5
4-Book	47	614	.1	.4	21	353	.1	.4	26	99	.1	.4	35	126	.1	.4	23	78	.1	.4
KDLE-FM																				
SP '05	48	690	.1	.4	16	291	.1	.3	27	78	.1	.4	23	120	.1	.2	15	78	.1	.2
4-Book	35	496	.1	.3	16	243	.1	.3	10	35	.1	.2	28	91	.1	.3	18	69	.1	.3
KEBN-FM																				
SP '05	31	314	.1	.3	17	160	.1	.3	40	97	.1	.6	32	99	.1	.3	13	48	.1	.2
4-Book	**	**	**	**	**	**	**	**	**	**	**	**	**	**	**	**	**	**	**	**
KFI -AM																				
SP '05	570	5017	1.1	5.0	148	2106	.3	2.7	289	959	.6	4.1	283	856	.6	3.1	87	287	.2	1.4
4-Book	659	5488	1.4	5.7	176	2321	.4	3.2	404	1097	.8	5.8	279	912	.6	3.0	104	374	.2	1.6
KFSH-FM																				
SP '05	104	1193	.2	.9	59	814	.1	1.1	76	264	.2	1.1	99	342	.2	1.1	120	367	.2	1.9
4-Book	110	1203	.2	.9	60	864	.1	1.1	60	236	.1	.9	106	380	.2	1.2	82	273	.2	1.3
KFWB-AM																				
SP '05	233	4654	.5	2.0	98	2192	.2	1.8	157	790	.3	2.2	129	729	.3	1.4	89	368	.2	1.4
4-Book	214	4279	.4	1.8	89	1927	.2	1.7	140	602	.3	2.0	128	624	.3	1.4	84	379	.2	1.3
KHHT-FM																				
SP '05	274	2972	.6	2.4	181	1760	.4	3.3	182	599	.4	2.6	340	842	.7	3.7	251	623	.5	3.9
4-Book	284	2852	.6	2.5	164	1837	.4	3.0	152	505	.3	2.2	260	767	.5	2.8	197	564	.4	3.1
KHJ -AM																				
SP '05	109	898	.2	.9	63	618	.1	1.1	102	174	.2	1.4	80	207	.2	.9	89	170	.2	1.4
4-Book	114	957	.2	1.0	51	541	.1	.9	86	188	.2	1.2	90	245	.2	1.0	63	143	.1	1.0
KIIS-FM																				
SP '05	316	4968	.6	2.7	180	2882	.4	3.3	234	766	.5	3.3	341	1309	.7	3.7	182	714	.4	2.8
4-Book	257	4217	.5	2.2	139	2429	.3	2.6	156	532	.3	2.2	260	1013	.5	2.8	166	633	.4	2.6
KVVS-FM																				
SP '05	4	133			2	82			2	12			1	12			1	18		
4-Book	7	127	.1		4	61	.1		5	23	.1		3	23			6	22		.1

Target Listener Estimates - Persons 35-64

** Station(s) not reported this survey.

* Listener estimates adjusted for reported broadcast schedule.

+ Station(s) changed call letters - see Page 13.

4-Book: Avg. of current and previous 3 surveys.

2-Book: Avg. of most recent 2 surveys.

Target Listener Estimates

Persons 35-64																				
Monday-Friday 6AM-7PM				Weekend 6AM-MID				Saturday 6AM-10AM				Saturday 10AM-3PM				Saturday 3PM-7PM				
AQH (00)	Cume (00)	AQH Rtg	AQH Shr	AQH (00)	Cume (00)	AQH Rtg	AQH Shr	AQH (00)	Cume (00)	AQH Rtg	AQH Shr	AQH (00)	Cume (00)	AQH Rtg	AQH Shr	AQH (00)	Cume (00)	AQH Rtg	AQH Shr	
KJLH-FM																				
SP '05	178	1559	.4	1.5	125	1294	.3	2.3	62	177	.1	.9	157	426	.3	1.7	101	250	.2	1.6
4-Book	215	1795	.4	1.9	169	1545	.4	3.1	138	387	.3	2.0	182	484	.4	2.0	133	368	.3	2.1
KKBT-FM																				
SP '05	209	2508	.4	1.8	103	1411	.2	1.9	95	305	.2	1.3	216	686	.4	2.3	111	346	.2	1.7
4-Book	202	2447	.4	1.8	87	1232	.2	1.6	104	304	.2	1.5	140	485	.3	1.5	110	363	.2	1.7
KKLA-FM																				
SP '05	72	983	.1	.6	17	319	.1	.3	10	58	.1	.1	31	101	.1	.3	10	52	.1	.2
4-Book	93	1123	.2	.8	24	426	.1	.4	26	112	.1	.4	37	130	.1	.4	29	82	.1	.5
KLAC-AM																				
SP '05	109	1267	.2	.9	14	320	.1	.3	7	45	.1	.1	14	90	.1	.2	26	120	.1	.4
4-Book	81	1153	.2	.7	25	458	.1	.5	26	92	.1	.4	35	148	.1	.4	42	153	.1	.7
KLAX-FM																				
SP '05	437	3172	.9	3.8	238	2175	.5	4.3	547	1026	1.1	7.7	383	973	.8	4.1	241	617	.5	3.8
4-Book	436	3278	.9	3.8	220	2158	.5	4.0	510	986	1.0	7.3	360	992	.8	3.9	204	525	.4	3.2
KLOS-FM																				
SP '05	364	4552	.7	3.2	141	2256	.3	2.6	142	578	.3	2.0	232	896	.5	2.5	139	550	.3	2.2
4-Book	362	4399	.7	3.1	143	2331	.3	2.6	166	587	.3	2.4	250	936	.5	2.7	186	683	.4	2.9
KLSX-FM																				
SP '05	439	3444	.9	3.8	31	557	.1	.6	36	77	.1	.5	48	141	.1	.5	31	82	.1	.5
4-Book	453	3387	.9	3.9	53	838	.1	1.0	62	159	.2	.9	62	219	.1	.7	52	176	.1	.8
KLTX-AM																				
SP '05	35	421	.1	.3	20	279	.1	.4	50	94	.1	.7	15	70	.1	.2	4	48	.1	.1
4-Book	85	511	.2	.7	46	368	.1	.9	79	186	.2	1.1	70	173	.1	.8	43	110	.1	.7
KLVE-FM																				
SP '05	406	3874	.8	3.5	228	2488	.5	4.1	254	723	.5	3.6	300	1009	.6	3.2	264	708	.5	4.1
4-Book	425	3977	.9	3.7	248	2564	.5	4.5	306	865	.6	4.4	396	1021	.8	4.3	279	739	.6	4.4
KLYY-FM																				
SP '05	162	1789	.3	1.4	87	1049	.2	1.6	76	204	.2	1.1	164	385	.3	1.8	133	257	.3	2.1
4-Book	137	1494	.3	1.2	78	926	.2	1.4	97	246	.2	1.4	147	380	.3	1.6	96	256	.2	1.5
KMXE-AM																				
SP '05	113	667	.2	1.0	26	315	.1	.5	25	67	.1	.4	38	98	.1	.4	37	113	.1	.6
4-Book	**	**	**	**	**	**	**	**	**	**	**	**	**	**	**	**	**	**	**	**
KMZT-FM																				
SP '05	128	2234	.3	1.1	124	1502	.2	2.2	106	359	.2	1.5	168	588	.3	1.8	115	400	.2	1.8
4-Book	142	2209	.3	1.2	97	1419	.2	1.8	91	339	.2	1.3	141	500	.3	1.5	99	393	.2	1.6
KNX -AM																				
SP '05	195	4292	.4	1.7	99	2079	.2	1.8	142	735	.3	2.0	167	802	.3	1.8	86	335	.2	1.3
4-Book	242	4578	.5	2.1	101	2061	.2	1.8	159	691	.3	2.3	168	732	.3	1.8	96	470	.2	1.5
KOST-FM																				
SP '05	503	5721	1.0	4.4	226	3607	.5	4.1	271	966	.5	3.8	381	1276	.8	4.1	238	916	.5	3.7
4-Book	512	5222	1.0	4.4	238	3230	.5	4.4	262	894	.5	3.8	424	1358	.9	4.6	273	1036	.6	4.3
KPWR-FM																				
SP '05	161	2674	.3	1.4	78	1428	.2	1.4	117	412	.2	1.7	173	606	.3	1.9	99	334	.2	1.5
4-Book	152	2359	.3	1.3	89	1360	.2	1.6	113	365	.2	1.6	166	572	.3	1.8	105	370	.2	1.7
KRCB-FM																				
SP '05	222	1482	.4	1.9	129	1209	.3	2.3	184	438	.4	2.6	241	566	.5	2.6	165	421	.3	2.6
4-Book	205	1695	.4	1.8	122	1161	.3	2.2	162	408	.4	2.3	193	455	.4	2.1	157	392	.3	2.5
KRCV-FM																				
SP '05	140	1276	.3	1.2	81	951	.2	1.5	142	316	.3	2.0	148	428	.3	1.6	62	250	.1	1.0
4-Book	130	1080	.3	1.1	75	752	.2	1.4	116	270	.2	1.7	134	370	.3	1.5	73	221	.2	1.2

** Station(s) not reported this survey.

* Listener estimates adjusted for reported broadcast schedule.

+ Station(s) changed call letters - see Page 13.

4-Book: Avg. of current and previous 3 surveys.
2-Book: Avg. of most recent 2 surveys.

Target Listener Estimates

Target Listener Estimates - Persons 35-64

		Persons 35-64																				
		Monday-Friday 6AM-7PM				Weekend 6AM-MID				Saturday 6AM-10AM				Saturday 10AM-3PM				Saturday 3PM-7PM				
		AQH (00)	Cume (00)	AQH Rtg	AQH Shr	AQH (00)	Cume (00)	AQH Rtg	AQH Shr	AQH (00)	Cume (00)	AQH Rtg	AQH Shr	AQH (00)	Cume (00)	AQH Rtg	AQH Shr	AQH (00)	Cume (00)	AQH Rtg	AQH Shr	
KRLA-AM	SP '05	117	1236	.2	1.0	15	130	.3		5	29	.1		17	71	.2		19	57	.3		
	4-Book	144	1379	.3	1.2	15	263	.3		16	66	.2		30	97	.4		15	64	.2		
KROQ-FM	SP '05	209	3523	.4	1.8	109	2048	.2	2.0	94	437	.2	1.3	161	796	.3	1.7	127	486	.3	2.0	
	4-Book	249	3522	.5	2.2	109	1778	.2	2.0	104	426	.2	1.5	194	791	.4	2.1	140	537	.3	2.2	
KRTH-FM	SP '05	340	5438	.7	3.0	199	3204	.4	3.6	245	822	.5	3.5	420	1496	.8	4.5	276	963	.6	4.3	
	4-Book	416	5901	.9	3.6	224	3517	.5	4.1	261	912	.5	3.7	398	1438	.8	4.3	284	1038	.6	4.4	
KSCA-FM	SP '05	392	2893	.8	3.4	148	1732	.3	2.7	409	935	.8	5.8	204	714	.4	2.2	142	484	.3	2.2	
	4-Book	345	2649	.7	3.0	144	1509	.3	2.7	368	786	.7	5.3	249	677	.5	2.7	129	368	.3	2.0	
KSPN-AM	SP '05	57	1168	.1	.5	30	629	.1	.5	16	89	.2		27	126	.1	.3	36	141	.1	.6	
	4-Book	65	1232	.1	.6	30	563	.1	.5	14	85	.2		46	181	.1	.5	35	147	.1	.6	
KSSE-FM	SP '05	188	1846	.4	1.6	95	1207	.2	1.7	163	408	.3	2.3	159	480	.3	1.7	101	286	.2	1.6	
	4-Book	165	1747	.3	1.4	77	1034	.2	1.4	121	332	.2	1.7	136	409	.3	1.5	94	285	.2	1.5	
+KTLK-AM	SP '05	141	998	.3	1.2	24	372	.4		16	62	.2		47	196	.1	.5	46	164	.1	.7	
	4-Book	71	739	.2	.6	14	285	.2		11	48	.2		32	123	.1	.4	33	115	.1	.5	
KTNQ-AM	SP '05	82	768	.2	.7	31	418	.1	.6	56	125	.1	.8	51	135	.1	.5	44	80	.1	.7	
	4-Book	98	919	.2	.8	36	460	.1	.7	53	156	.1	.8	62	159	.1	.7	52	123	.1	.8	
KTWV-FM	SP '05	690	5275	1.4	6.0	298	3381	.6	5.4	391	1012	.8	5.5	514	1353	1.0	5.5	372	935	.7	5.8	
	4-Book	612	5040	1.3	5.3	292	3266	.6	5.3	330	1022	.7	4.7	554	1507	1.1	6.0	354	1042	.7	5.5	
KWIZ-FM	SP '05	18	305	.2		12	161	.2		5	32	.1		6	15	.1		8	32	.1		
	4-Book	31	406	.1	.3	20	247	.4		15	50	.2		30	84	.1	.3	23	57	.1	.4	
KWVE-FM	SP '05	65	804	.1	.6	24	397	.4		28	75	.1	.4	27	109	.1	.3	44	201	.1	.7	
	4-Book	82	964	.2	.7	37	520	.1	.7	55	151	.1	.8	52	163	.1	.6	36	141	.1	.6	
KXOL-FM	SP '05	136	1538	.3	1.2	102	1094	.2	1.8	96	252	.2	1.4	212	550	.4	2.3	113	348	.2	1.8	
	4-Book	160	1741	.3	1.4	100	1064	.2	1.8	105	283	.2	1.5	198	489	.4	2.2	114	328	.3	1.8	
KYSR-FM	SP '05	234	3774	.5	2.0	119	1958	.2	2.2	81	307	.2	1.1	218	821	.4	2.3	153	528	.3	2.4	
	4-Book	220	3699	.5	1.9	107	1992	.2	2.0	78	369	.2	1.1	209	882	.4	2.3	138	583	.3	2.2	
KZLA-FM	SP '05	263	3237	.5	2.3	138	1975	.3	2.5	205	816	.4	2.9	306	971	.6	3.3	174	606	.3	2.7	
	4-Book	308	3217	.6	2.7	143	2040	.3	2.6	169	658	.3	2.4	284	1014	.6	3.1	183	696	.4	2.9	
XTRA-AM	SP '05	58	630	.1	.5	26	214	.1	.5	8	44	.1		42	122	.1	.5	55	112	.1	.9	
	4-Book	56	787	.1	.5	18	298	.3		21	74	.1	.3	39	138	.1	.4	30	89	.1	.5	
KGGI-FM	SP '05	15	488	.1		20	318	.4		32	54	.1	.5	16	115	.2		45	112	.1	.7	
	4-Book	16	427	.1		12	255	.2		14	49	.2		18	110	.2		18	68	.1	.3	
KOLA-FM	SP '05	46	632	.1	.4	17	447	.3		24	104	.3		19	138	.2		21	128	.3		
	4-Book	**	**	**	**	**	**	**	**	**	**	**	**	**	**	**	**	**	**	**	**	**
TOTALS	SP '05	11498	46990	23.1		5519	37918	11.1		7069	18922	14.2		9277	23168	18.6		6412	16763	12.9		
	4-Book	11594	46840	23.4		5484	37678	11.1		6976	18596	14.1		9231	23352	18.6		6393	17327	12.9		

** Station(s) not reported this survey.

* Listener estimates adjusted for reported broadcast schedule.

+ Station(s) changed call letters - see Page 13.

4-Book: Avg. of current and previous 3 surveys.
2-Book: Avg. of most recent 2 surveys.

Target Listener Estimates

Persons 35-64																				
Saturday 7PM-MID				Sunday 6AM-10AM				Sunday 10AM-3PM				Sunday 3PM-7PM				Sunday 7PM-MID				
AQH (00)	Cume (00)	AQH Rtg	AQH Shr	AQH (00)	Cume (00)	AQH Rtg	AQH Shr	AQH (00)	Cume (00)	AQH Rtg	AQH Shr	AQH (00)	Cume (00)	AQH Rtg	AQH Shr	AQH (00)	Cume (00)	AQH Rtg	AQH Shr	
KABC-AM																				
SP '05	31	173	.1	1.0	72	264	.1	1.6	88	364	.2	1.3	74	213	.1	1.5	35	141	.1	1.5
4-Book	34	165	.1	1.1	77	289	.2	1.7	112	441	.2	1.7	80	296	.2	1.6	39	153	.1	1.6
KAZN-AM																				
SP '05	11	46	.4	.4	25	67	.1	.6	30	67	.1	.5	44	88	.1	.9	7	34	.3	.3
4-Book	**	**	**	**	**	**	**	**	**	**	**	**	**	**	**	**	**	**	**	**
KBIG-FM																				
SP '05	169	546	.3	5.4	38	181	.1	.9	208	750	.4	3.1	156	492	.3	3.2	47	289	.1	2.0
4-Book	168	517	.3	5.3	60	280	.2	1.4	151	631	.3	2.3	119	454	.3	2.5	43	208	.1	1.8
KBUA-FM																				
SP '05					5	29	.1	.1	17	48	.3	.3	9	28	.2	.2				
4-Book	7	29	.3	.3	26	68	.1	.6	29	88	.1	.5	18	46	.4	.4	10	31	.4	.4
KBUE-FM																				
SP '05	31	155	.1	1.0	69	239	.1	1.6	76	278	.2	1.1	71	251	.1	1.4	25	76	.1	1.0
4-Book	45	139	.1	1.4	71	228	.1	1.6	113	315	.3	1.7	96	260	.2	2.0	40	129	.1	1.6
KCBS-FM																				
SP '05	76	451	.2	2.4	160	662	.3	3.6	291	1191	.6	4.4	222	806	.4	4.5	97	363	.2	4.0
4-Book	74	377	.2	2.3	84	375	.2	1.9	219	956	.5	3.3	190	670	.4	3.9	58	261	.1	2.4
+KDAY-FM																				
SP '05	11	42	.4	.4	10	71	.2	.2	32	129	.1	.5	16	86	.3	.3	1	14		
4-Book	29	100	.1	.9	26	86	.1	.6	51	173	.1	.8	52	142	.1	1.0	21	88	.9	.9
KDLD-FM																				
SP '05	7	51	.2	.2	18	51	.4	.4	62	172	.1	.9	55	160	.1	1.1	5	56	.2	.2
4-Book	4	30	.1	.1	10	41	.2	.2	31	127	.1	.5	32	115	.1	.6	11	60	.5	.5
KDLE-FM																				
SP '05	11	60	.4	.4	7	47	.2	.2	26	142	.1	.4	14	69	.3	.3	4	34	.2	.2
4-Book	6	30	.2	.2	6	38	.2	.2	33	106	.1	.5	18	55	.4	.4	4	19	.2	.2
KEBN-FM																				
SP '05	6	15	.2	.2	5	31	.1	.1	24	51	.4	.4	13	36	.3	.3	3	15	.1	.1
4-Book	**	**	**	**	**	**	**	**	**	**	**	**	**	**	**	**	**	**	**	**
KFI -AM																				
SP '05	108	385	.2	3.5	103	370	.2	2.3	137	451	.3	2.1	64	242	.1	1.3	101	365	.2	4.2
4-Book	104	385	.2	3.3	174	537	.3	4.0	143	520	.3	2.2	94	328	.2	1.9	120	418	.3	5.1
KFSH-FM																				
SP '05	18	186	.6	.6	56	309	.1	1.3	81	461	.2	1.2	23	172	.5	.5	8	31	.3	.3
4-Book	26	147	.1	.8	68	358	.1	1.6	83	426	.2	1.2	39	174	.1	.8	20	84	.8	.8
KFWB-AM																				
SP '05	52	277	.1	1.7	96	441	.2	2.2	119	554	.2	1.8	134	548	.3	2.7	24	202	.1	1.0
4-Book	49	236	.1	1.6	107	450	.2	2.5	101	541	.2	1.5	91	399	.2	1.9	27	183	.1	1.2
KHHT-FM																				
SP '05	130	407	.3	4.2	128	366	.3	2.9	138	508	.3	2.1	112	350	.2	2.3	154	399	.3	6.4
4-Book	133	398	.3	4.2	94	321	.2	2.2	152	525	.3	2.3	156	472	.3	3.2	157	413	.3	6.5
KHJ -AM																				
SP '05	17	60	.5	.5	51	112	.1	1.1	68	185	.1	1.0	78	138	.2	1.6	28	63	.1	1.2
4-Book	18	76	.6	.6	45	111	.1	1.0	50	144	.1	.8	40	85	.1	.8	18	59	.8	.8
KIIS-FM																				
SP '05	72	273	.1	2.3	137	552	.3	3.1	229	915	.5	3.4	188	585	.4	3.8	60	278	.1	2.5
4-Book	68	304	.1	2.2	101	396	.2	2.3	187	786	.4	2.8	125	443	.3	2.6	48	232	.1	2.0
KVVS-FM																				
SP '05	5	15	.2	.2					4	36	.1	.1								
4-Book	8	22	.3	.3	1	3			6	25	.1	.1	5	19	.1	.1		2		

** Station(s) not reported this survey.

* Listener estimates adjusted for reported broadcast schedule.

+ Station(s) changed call letters - see Page 13.

4-Book: Avg. of current and previous 3 surveys.
2-Book: Avg. of most recent 2 surveys.

Target Listener Estimates

Target Listener Estimates - Persons 35-64

Persons 35-64																				
Saturday 7PM-MID				Sunday 6AM-10AM				Sunday 10AM-3PM				Sunday 3PM-7PM				Sunday 7PM-MID				
AQH (00)	Cume (00)	AQH Rtg	AQH Shr	AQH (00)	Cume (00)	AQH Rtg	AQH Shr	AQH (00)	Cume (00)	AQH Rtg	AQH Shr	AQH (00)	Cume (00)	AQH Rtg	AQH Shr	AQH (00)	Cume (00)	AQH Rtg	AQH Shr	
KJLH-FM																				
SP '05	76	242	.2	2.4	150	471	.3	3.4	202	686	.4	3.0	185	376	.4	3.7	66	181	.1	2.8
4-Book	92	292	.2	2.9	216	587	.4	5.0	311	862	.6	4.7	210	464	.4	4.3	71	218	.1	2.9
KKBT-FM																				
SP '05	47	197	.1	1.5	106	296	.2	2.4	113	423	.2	1.7	94	357	.2	1.9	38	238	.1	1.6
4-Book	48	217	.1	1.5	83	231	.2	1.9	86	304	.2	1.3	91	291	.2	1.9	44	190	.1	1.8
KKLA-FM																				
SP '05	1	15			53	137	.1	1.2	19	118		.3	4	41		.1	6	20		.3
4-Book	14	54		.4	44	179	.1	1.0	21	118		.3	12	44		.2	14	56		.6
KLAC-AM																				
SP '05	11	30		.4	9	58		.2	19	89		.3	24	91		.5	7	28		.3
4-Book	18	94	.1	.5	11	48		.3	27	96	.1	.4	19	87		.4	20	71	.1	.8
KLAX-FM																				
SP '05	102	300	.2	3.3	235	505	.5	5.3	215	593	.4	3.2	151	397	.3	3.1	73	292	.1	3.0
4-Book	92	262	.2	2.9	228	481	.5	5.2	210	599	.4	3.2	140	363	.3	2.9	58	213	.1	2.5
KLOS-FM																				
SP '05	57	193	.1	1.8	95	398	.2	2.1	219	657	.4	3.3	178	600	.4	3.6	64	223	.1	2.7
4-Book	70	295	.2	2.2	84	326	.2	1.9	185	665	.4	2.8	151	527	.3	3.1	51	231	.1	2.1
KLSX-FM																				
SP '05	8	42		.3	48	210	.1	1.1	55	248	.1	.8	22	90		.4	5	52		.2
4-Book	27	96	.1	.9	82	247	.2	1.9	71	280	.1	1.1	48	167	.1	1.0	26	108	.1	1.1
KLTX-AM																				
SP '05	9	63		.3	51	141	.1	1.1	19	74		.3	9	15		.2	9	48		.4
4-Book	15	55		.5	74	169	.2	1.7	49	129	.1	.8	32	61	.1	.7	17	57		.7
KLVE-FM																				
SP '05	174	600	.3	5.6	156	575	.3	3.5	356	1014	.7	5.3	194	588	.4	3.9	120	446	.2	5.0
4-Book	175	551	.4	5.6	203	589	.4	4.7	303	850	.6	4.6	212	550	.4	4.4	111	398	.2	4.6
KLYY-FM																				
SP '05	47	195	.1	1.5	77	183	.2	1.7	109	295	.2	1.6	57	165	.1	1.2	29	140	.1	1.2
4-Book	44	160	.1	1.4	56	172	.1	1.3	96	257	.2	1.5	69	198	.1	1.4	21	96	.1	.9
KMXE-AM																				
SP '05	38	100	.1	1.2	21	55		.5	11	68		.2	15	20		.3	21	60		.9
4-Book	**	**	**	**	**	**	**	**	**	**	**	**	**	**	**	**	**	**	**	**
KMZT-FM																				
SP '05	124	373	.2	4.0	66	247	.1	1.5	139	428	.3	2.1	134	332	.3	2.7	125	392	.3	5.2
4-Book	85	297	.2	2.7	63	264	.1	1.5	113	450	.2	1.7	106	323	.2	2.1	70	256	.2	3.0
KNX -AM																				
SP '05	30	174	.1	1.0	136	580	.3	3.1	144	625	.3	2.2	48	310	.1	1.0	39	247	.1	1.6
4-Book	37	173	.1	1.2	120	538	.3	2.8	129	602	.3	2.0	64	314	.1	1.3	42	223	.1	1.8
KOST-FM																				
SP '05	172	788	.3	5.5	189	781	.4	4.3	235	915	.5	3.5	189	733	.4	3.8	134	570	.3	5.6
4-Book	170	693	.4	5.5	161	653	.3	3.7	282	1009	.6	4.3	203	707	.4	4.1	121	530	.3	5.1
KPWR-FM																				
SP '05	54	241	.1	1.7	38	149	.1	.9	63	365	.1	.9	37	169	.1	.7	39	132	.1	1.6
4-Book	65	251	.2	2.1	44	179	.1	1.0	86	358	.2	1.3	75	272	.2	1.5	56	186	.1	2.3
KRCO-FM																				
SP '05	61	246	.1	2.0	155	343	.3	3.5	102	360	.2	1.5	96	330	.2	1.9	46	191	.1	1.9
4-Book	79	246	.2	2.6	94	236	.2	2.2	145	396	.3	2.2	91	252	.2	1.8	59	213	.1	2.5
KRCV-FM																				
SP '05	50	160	.1	1.6	86	269	.2	1.9	99	358	.2	1.5	18	94		.4	39	122	.1	1.6
4-Book	47	142	.1	1.5	56	147	.1	1.3	80	226	.2	1.2	52	152	.1	1.1	46	124	.1	1.9

** Station(s) not reported this survey.

* Listener estimates adjusted for reported broadcast schedule.

+ Station(s) changed call letters - see Page 13.

4-Book: Avg. of current and previous 3 surveys.
2-Book: Avg. of most recent 2 surveys.

Target Listener Estimates

Persons 35-64																			
Saturday 7PM-MID				Sunday 6AM-10AM				Sunday 10AM-3PM				Sunday 3PM-7PM				Sunday 7PM-MID			
AQH (00)	Cume (00)	AQH Rtg	AQH Shr	AQH (00)	Cume (00)	AQH Rtg	AQH Shr	AQH (00)	Cume (00)	AQH Rtg	AQH Shr	AQH (00)	Cume (00)	AQH Rtg	AQH Shr	AQH (00)	Cume (00)	AQH Rtg	AQH Shr
KRLA-AM																			
SP '05	5	13	.2	4	17	.1	25	30	.1	.4	17	17	.3	27	59	.1	1.1		
4-Book	12	42	.4	10	28	.2	14	48	.2		9	20	.2	13	40	.1	1.5		
KROQ-FM																			
SP '05	59	208	.1	68	265	.1	152	609	.3	2.3	133	424	.3	2.7	74	348	.1	3.1	
4-Book	56	279	.1	67	260	.1	137	534	.3	2.1	111	368	.3	2.3	59	287	.1	2.5	
KRTH-FM																			
SP '05	97	440	.2	116	376	.2	193	859	.4	2.9	196	692	.4	4.0	59	250	.1	2.5	
4-Book	118	533	.3	156	600	.3	292	1150	.6	4.5	213	741	.4	4.4	78	344	.1	3.2	
KSCA-FM																			
SP '05	52	238	.1	156	443	.3	143	405	.3	2.1	105	264	.2	2.1	18	79	.1	.8	
4-Book	60	197	.1	135	363	.3	119	352	.3	1.8	90	211	.2	1.8	30	112	.1	1.3	
KSPN-AM																			
SP '05	17	82	.5	8	51	.2	57	263	.1	.9	63	180	.1	1.3	17	58	.1	.7	
4-Book	22	77	.6	12	60	.3	50	182	.1	.8	40	146	.1	.8	18	74	.1	.8	
KSSE-FM																			
SP '05	24	112	.8	112	269	.2	127	313	.3	1.9	63	210	.1	1.3	21	69	.1	.9	
4-Book	43	135	.1	58	160	.1	92	274	.2	1.4	41	133	.1	.9	34	106	.1	1.5	
+KTLK-AM																			
SP '05	6	71	.2	6	31	.1	8	63	.1	.1	23	101	.5	.5	41	123	.1	1.7	
4-Book	3	27	.1	5	35	.1	7	48	.1	.1	13	60	.3	.3	13	44	.1	.5	
KTNO-AM																			
SP '05	17	87	.5	16	47	.4	24	51	.4	.4	16	50	.3	.3	22	78	.1	.9	
4-Book	13	52	.4	23	79	.6	41	96	.1	.7	28	63	.1	.6	18	66	.1	.7	
KTWV-FM																			
SP '05	240	703	.5	204	637	.4	343	1116	.7	5.2	218	662	.4	4.4	102	395	.2	4.3	
4-Book	210	709	.4	185	636	.4	340	1125	.7	5.2	238	712	.5	4.9	117	471	.3	4.9	
KWIZ-FM																			
SP '05	8	15	.3	29	60	.1	23	94	.3	.3	19	80	.4	.4	1	15	.1	.4	
4-Book	11	51	.4	21	56	.1	26	87	.1	.4	22	65	.5	.5	9	39	.1	.4	
KWVE-FM																			
SP '05	25	121	.1	15	100	.3	15	64	.2	.2	22	73	.4	.4	20	61	.1	.8	
4-Book	20	74	.1	39	158	.1	48	187	.1	.7	27	87	.1	.5	23	69	.1	1.0	
KXOL-FM																			
SP '05	45	204	.1	93	263	.2	120	277	.2	1.8	86	227	.2	1.7	44	171	.1	1.8	
4-Book	48	188	.1	77	213	.2	124	318	.3	1.9	83	201	.2	1.7	45	155	.1	1.8	
KYSR-FM																			
SP '05	108	351	.2	66	244	.1	163	770	.3	2.4	123	482	.2	2.5	30	156	.1	1.3	
4-Book	63	256	.1	61	267	.1	152	742	.3	2.3	110	461	.2	2.2	38	182	.1	1.6	
KZLA-FM																			
SP '05	17	95	.5	82	376	.2	170	688	.3	2.6	141	475	.3	2.8	16	141	.1	.7	
4-Book	50	245	.1	95	432	.2	205	770	.4	3.1	132	465	.3	2.7	28	174	.1	1.2	
XTRA-AM																			
SP '05	25	58	.1	6	45	.1	28	107	.1	.4	34	102	.1	.7	10	29	.1	.4	
4-Book	11	40	.3	8	40	.2	15	73	.2	.2	14	55	.3	.3	4	13	.1	.2	
KGGI-FM																			
SP '05	22	111	.7	4	30	.1	19	67	.3	.3	7	36	.1	.1	17	34	.1	.7	
4-Book	8	49	.3	2	13	.1	12	41	.2	.2	9	38	.2	.2	12	32	.1	.5	
KOLA-FM																			
SP '05	11	68	.4	11	60	.2	21	156	.3	.3	23	122	.5	.5	6	49	.1	.3	
4-Book	**	**	**	**	**	**	**	**	**	**	**	**	**	**	**	**	**	**	**
TOTALS																			
SP '05	3110	10515	6.2	4435	13351	8.9	6657	18656	13.4	13.4	4949	13606	9.9	9.9	2398	8124	4.8	4.8	
4-Book	3148	10326	6.3	4357	13091	8.8	6589	18760	13.3	13.3	4906	13319	9.9	9.9	2404	8111	4.9	4.9	

** Station(s) not reported this survey.

* Listener estimates adjusted for reported broadcast schedule.

+ Station(s) changed call letters - see Page 13.

4-Book: Avg. of current and previous 3 surveys.
2-Book: Avg. of most recent 2 surveys.

Target Listener Trends

Target Listener Trends - Men 12-24

	Men 12-24																			
	Monday-Sunday 6AM-MID				Monday-Friday 6AM-10AM				Monday-Friday 10AM-3PM				Monday-Friday 3PM-7PM				Monday-Friday 7PM-MID			
	AQH (00)	Cume (00)	AQH Rtg	AQH Shr	AQH (00)	Cume (00)	AQH Rtg	AQH Shr	AQH (00)	Cume (00)	AQH Rtg	AQH Shr	AQH (00)	Cume (00)	AQH Rtg	AQH Shr	AQH (00)	Cume (00)	AQH Rtg	AQH Shr
KABC-AM																				
SP '05	4	109		.3	7	46	.1	.4	10	44	.1	.7	1	19			1	14		.1
WI '05	2	78		.1		13			4	28		.2	6	37		.3				
FA '04	6	176		.4	5	28		.2	11	81	.1	.7	15	82	.1	.7		24		
SU '04	5	163		.3	7	54	.1	.4	14	83	.1	.7	2	29		.1	1	31		.1
4-Book	4	132		.3	5	35	.1	.3	10	59	.1	.6	6	42		.3	1	17		.1
SP '04	5	165		.3	7	82	.1	.4	7	89	.1	.4	10	116	.1	.5	1	26		.1
KAZN-AM																				
SP '05		14																		
WI '05	**	**	**	**	**	**	**	**	**	**	**	**	**	**	**	**	**	**	**	**
FA '04	**	**	**	**	**	**	**	**	**	**	**	**	**	**	**	**	**	**	**	**
SU '04	**	**	**	**	**	**	**	**	**	**	**	**	**	**	**	**	**	**	**	**
4-Book	**	**	**	**	**	**	**	**	**	**	**	**	**	**	**	**	**	**	**	**
SP '04	**	**	**	**	**	**	**	**	**	**	**	**	**	**	**	**	**	**	**	**
KBIG-FM																				
SP '05	12	521	.1	.8	6	108		.3	13	229	.1	.9	18	211	.1	.9	9	124	.1	.8
WI '05	10	493	.1	.6	12	218	.1	.6	19	115	.2	1.1	10	221	.1	.5	2	51		.2
FA '04	12	561	.1	.8	16	185	.1	.8	13	204	.1	.8	8	203	.1	.4	11	164	.1	.9
SU '04	10	521	.1	.6	9	159	.1	.5	11	182	.1	.6	5	114		.3	4	66		.3
4-Book	11	524	.1	.7	11	168	.1	.6	14	183	.1	.9	10	187	.1	.5	7	101	.1	.6
SP '04	14	421	.1	.9	20	150	.2	1.0	23	191	.2	1.4	18	157	.1	.9	6	100		.5
KBUA-FM																				
SP '05	18	171	.1	1.2	37	154	.3	1.9	35	119	.3	2.3	14	136	.1	.7	4	51		.4
WI '05	28	215	.2	1.7	49	164	.4	2.4	48	132	.4	2.8	30	133	.2	1.4	2	16		.2
FA '04	10	143	.1	.6	25	60	.2	1.2	14	76	.1	.9	7	67	.1	.3	1	23		.1
SU '04	16	177	.1	1.0	18	90	.1	1.0	13	76	.1	.7	21	125	.2	1.1	14	87	.1	1.2
4-Book	18	177	.1	1.1	32	117	.3	1.6	28	101	.2	1.7	18	115	.2	.9	5	44		.5
SP '04	12	236	.1	.8	8	125	.1	.4	15	113	.1	.9	17	125	.1	.8	4	41		.3
KBUE-FM																				
SP '05	90	1234	.7	5.9	108	606	.9	5.4	137	634	1.1	9.0	104	699	.8	5.0	58	472	.5	5.1
WI '05	91	1297	.7	5.7	136	728	1.1	6.6	163	859	1.3	9.4	100	701	.8	4.7	35	391	.3	3.0
FA '04	98	1122	.8	6.2	116	508	.9	5.6	125	577	1.0	7.9	113	679	.9	5.4	57	419	.5	4.6
SU '04	97	1082	.8	6.0	97	570	.8	5.2	126	711	1.0	6.3	114	585	.9	5.8	71	492	.6	6.0
4-Book	94	1184	.8	6.0	114	603	.9	5.7	138	695	1.1	8.2	108	666	.9	5.2	55	444	.5	4.7
SP '04	68	1168	.5	4.4	83	588	.7	4.2	68	615	.5	4.2	85	584	.7	4.1	51	440	.4	4.4
KCBS-FM																				
SP '05	30	882	.2	2.0	29	387	.2	1.5	59	509	.5	3.9	33	436	.3	1.6	16	329	.1	1.4
WI '05	24	922	.2	1.5	27	356	.2	1.3	36	391	.3	2.1	36	474	.3	1.7	11	202	.1	.9
FA '04	30	796	.2	1.9	35	366	.3	1.7	36	341	.3	2.3	40	414	.3	1.9	18	294	.1	1.4
SU '04	35	1166	.3	2.2	26	347	.2	1.4	58	653	.5	2.9	63	709	.5	3.2	19	308	.2	1.6
4-Book	30	942	.2	1.9	29	364	.2	1.5	47	474	.4	2.8	43	508	.4	2.1	16	283	.1	1.3
SP '04	24	1198	.2	1.6	21	409	.2	1.1	20	448	.2	1.2	43	524	.3	2.0	26	430	.2	2.3
+KDAY-FM																				
SP '05	40	1052	.3	2.6	36	389	.3	1.8	42	459	.3	2.8	60	690	.5	2.9	38	305	.3	3.4
WI '05	39	985	.3	2.4	37	449	.3	1.8	43	458	.3	2.5	64	602	.5	3.0	31	364	.2	2.6
FA '04	28	817	.2	1.8	18	282	.1	.9	32	326	.3	2.0	38	429	.3	1.8	25	319	.2	2.0
SU '04	13	320	.1	.8	9	112	.1	.5	13	161	.1	.7	15	191	.1	.8	10	116	.1	.9
4-Book	30	794	.2	1.9	25	308	.2	1.3	33	351	.3	2.0	44	478	.4	2.1	26	276	.2	2.2
SP '04	11	304	.1	.7	9	89	.1	.5	7	145	.1	.4	14	142	.1	.7	13	133	.1	1.1
KDLD-FM																				
SP '05	11	289	.1	.7	12	128	.1	.6	22	138	.2	1.5	11	135	.1	.5	5	112		.4
WI '05	7	158	.1	.4	3	37		.1	4	56		.2	13	127	.1	.6	4	64		.3
FA '04	3	156		.2	3	56		.1	4	54		.3	3	25		.1	1	28		.1
SU '04	5	161		.3	6	85		.3	14	94	.1	.7	4	70		.2	1	57		.1
4-Book	7	191	.1	.4	6	77		.3	11	86	.1	.7	8	89	.1	.4	3	65		.2
SP '04	3	139		.2	4	44		.2	4	34		.2	4	64		.2	1	25		.1

** Station(s) not reported this survey.

* Listener estimates adjusted for reported broadcast schedule.

+ Station(s) changed call letters - see Page 13.

4-Book: Avg. of current and previous 3 surveys.
2-Book: Avg. of most recent 2 surveys.

Target Listener Trends

Men 12-24

	Monday-Sunday 6AM-MID				Monday-Friday 6AM-10AM				Monday-Friday 10AM-3PM				Monday-Friday 3PM-7PM				Monday-Friday 7PM-MID			
	AQH (00)	Cume (00)	AQH Rtg	AQH Shr	AQH (00)	Cume (00)	AQH Rtg	AQH Shr	AQH (00)	Cume (00)	AQH Rtg	AQH Shr	AQH (00)	Cume (00)	AQH Rtg	AQH Shr	AQH (00)	Cume (00)	AQH Rtg	AQH Shr
KDLE-FM																				
SP '05	3	155	.2	.2	2	27	.1	.1	4	86	.3	.3	5	86	.2	.2	2	74	.2	.2
WI '05	3	175	.2	.2	5	89	.2	.2	3	72	.2	.2	2	46	.1	.1	2	30	.2	.2
FA '04	4	192	.3	.3	5	48	.2	.2	3	60	.2	.2	9	113	.1	.4	3	58	.2	.2
SU '04	5	183	.3	.3	2	32	.1	.1	4	89	.2	.2	7	66	.1	.4	4	51	.3	.3
4-Book	4	176	.3	.3	4	49	.2	.2	4	77	.2	.2	6	78	.1	.3	3	53	.2	.2
SP '04	10	310	.1	.6	8	82	.1	.4	22	138	.2	1.3	14	170	.1	.7	6	116	.5	.5
KEBN-FM																				
SP '05	7	180	.1	.5	10	104	.1	.5	13	62	.1	.9	4	31	.2	.2	1	15	.1	.1
WI '05	**	**	**	**	**	**	**	**	**	**	**	**	**	**	**	**	**	**	**	**
FA '04	**	**	**	**	**	**	**	**	**	**	**	**	**	**	**	**	**	**	**	**
SU '04	**	**	**	**	**	**	**	**	**	**	**	**	**	**	**	**	**	**	**	**
4-Book	**	**	**	**	**	**	**	**	**	**	**	**	**	**	**	**	**	**	**	**
SP '04	**	**	**	**	**	**	**	**	**	**	**	**	**	**	**	**	**	**	**	**
KFI -AM																				
SP '05	6	253	.4	.4	11	111	.1	.6	6	48	.4	.4	12	105	.1	.6	2	70	.2	.2
WI '05	12	346	.1	.7	22	153	.2	1.1	13	113	.1	.8	18	174	.1	.8	7	91	.1	.6
FA '04	15	272	.1	.9	37	171	.3	1.8	22	122	.2	1.4	11	85	.1	.5	5	102	.4	.4
SU '04	8	249	.1	.5	12	92	.1	.6	4	70	.2	.2	13	66	.1	.7	7	80	.1	.6
4-Book	10	280	.1	.6	21	132	.2	1.0	11	88	.1	.7	14	108	.1	.7	5	86	.1	.5
SP '04	14	339	.1	.9	15	144	.1	.8	10	75	.1	.6	23	154	.2	1.1	16	106	.1	1.4
KFSH-FM																				
SP '05	6	202	.4	.4	9	64	.1	.5	4	41	.3	.3	10	68	.1	.5	3	47	.3	.3
WI '05	8	302	.1	.5	8	142	.1	.4	8	125	.1	.5	6	120	.3	.3	7	102	.1	.6
FA '04	5	221	.3	.3	4	85	.2	.2	12	12	.1	.1	10	99	.1	.5	4	67	.3	.3
SU '04	13	204	.1	.8	16	101	.1	.9	26	85	.2	1.3	16	91	.1	.8	2	58	.2	.2
4-Book	8	232	.1	.5	9	98	.1	.5	10	66	.1	.5	11	95	.1	.5	4	69	.4	.4
SP '04	17	330	.1	1.1	21	154	.2	1.1	19	173	.2	1.2	21	200	.2	1.0	13	152	.1	1.1
KFWB-AM																				
SP '05	5	184	.3	.3	3	52	.2	.2	24	24	.1	.1	7	89	.1	.3	11	34	.1	1.0
WI '05	2	146	.1	.1	6	77	.3	.3	1	38	.1	.1	3	77	.1	.1	1	42	.1	.1
FA '04	6	171	.4	.4	8	115	.1	.4	1	67	.1	.1	12	58	.1	.6	8	54	.1	.6
SU '04	6	322	.4	.4	4	63	.2	.2	2	78	.1	.1	4	102	.2	.2	15	88	.1	1.3
4-Book	5	206	.3	.3	5	77	.3	.3	1	52	.1	.1	7	82	.1	.3	9	55	.1	.8
SP '04	3	205	.2	.2	9	89	.1	.5	1	39	.1	.1	4	92	.2	.2	3	67	.3	.3
KHHT-FM																				
SP '05	49	1279	.4	3.2	45	554	.4	2.3	36	360	.3	2.4	53	526	.4	2.6	64	630	.5	5.7
WI '05	55	1326	.4	3.4	42	369	.3	2.0	50	500	.4	2.9	60	564	.5	2.8	49	564	.4	4.2
FA '04	35	1137	.3	2.2	39	400	.3	1.9	28	365	.2	1.8	24	392	.2	1.1	45	316	.4	3.6
SU '04	45	1249	.4	2.8	41	376	.3	2.2	40	500	.3	2.0	50	520	.4	2.5	35	415	.3	3.0
4-Book	46	1248	.4	2.9	42	425	.3	2.1	39	431	.3	2.3	47	501	.4	2.3	48	481	.4	4.1
SP '04	45	1407	.4	2.9	33	450	.3	1.7	34	499	.3	2.1	52	557	.4	2.5	59	626	.5	5.1
KHJ -AM																				
SP '05	4	149	.3	.3	8	66	.1	.4	4	47	.3	.3	2	16	.1	.1	1	18	.1	.1
WI '05	3	148	.2	.2	7	74	.1	.3	2	58	.1	.1	3	45	.1	.1	1	14	.1	.1
FA '04	2	89	.1	.1	1	14	.1	.1	5	58	.3	.3	3	28	.1	.1				
SU '04	2	36	.1	.1									1	13	.1	.1				
4-Book	2	106	.2	.2	4	39	.1	.2	3	41	.2	.2	2	26	.1	.1	1	8	.1	.1
SP '04	4	175	.3	.3	4	61	.2	.2	10	120	.1	.6	3	45	.1	.1	2	30	.2	.2
KIIS-FM																				
SP '05	109	3268	.9	7.2	122	1579	1.0	6.1	94	1252	.8	6.2	178	1876	1.4	8.6	88	1050	.7	7.8
WI '05	107	3425	.9	6.6	116	1536	.9	5.6	105	1333	.8	6.1	155	1735	1.2	7.2	97	1201	.8	8.3
FA '04	116	3611	.9	7.3	148	1709	1.2	7.1	96	1295	.8	6.0	172	1862	1.4	8.2	97	1215	.8	7.8
SU '04	112	3177	.9	6.9	114	1153	.9	6.2	141	1529	1.1	7.1	134	1529	1.1	6.8	79	1039	.6	6.7
4-Book	111	3370	.9	7.0	125	1494	1.0	6.3	109	1352	.9	6.4	160	1751	1.3	7.7	90	1126	.7	7.7
SP '04	92	2905	.7	6.0	134	1364	1.1	6.8	83	1120	.7	5.1	141	1554	1.1	6.7	59	1039	.5	5.1

** Station(s) not reported this survey.

* Listener estimates adjusted for reported broadcast schedule.

+ Station(s) changed call letters - see Page 13.

4-Book: Avg. of current and previous 3 surveys.
2-Book: Avg. of most recent 2 surveys.

Target Listener Trends

Target Listener Trends - Men 12-24

Men 12-24																				
Monday-Sunday 6AM-MID				Monday-Friday 6AM-10AM				Monday-Friday 10AM-3PM				Monday-Friday 3PM-7PM				Monday-Friday 7PM-MID				
AQH (00)	Cume (00)	AQH Rtg	AQH Shr	AQH (00)	Cume (00)	AQH Rtg	AQH Shr	AQH (00)	Cume (00)	AQH Rtg	AQH Shr	AQH (00)	Cume (00)	AQH Rtg	AQH Shr	AQH (00)	Cume (00)	AQH Rtg	AQH Shr	
KVVS-FM																				
SP '05	4	97	.3	3	34	.2	.2	2	58	.1	.1	8	41	.1	.4	2	42	.2	.2	
WI '05	4	98	.2	4	72	.2	.2	2	49	.1	.1	4	59	.2	.2	2	8	.2	.2	
FA '04	4	88	.3	5	52	.2	.2	3	51	.2	.2	5	52	.2	.2	2	31	.2	.2	
SU '04	4	75	.2	2	22	.1	.1	3	38	.2	.2	4	34	.2	.2	5	34	.4	.4	
4-Book	4	90	.3	4	45	.2	.2	3	49	.2	.2	5	47	.3	.3	3	29	.3	.3	
SP '04	5	144	.3	4	28	.2	.2	6	64	.4	.4	9	75	.1	.4	4	43	.3	.3	
KJLH-FM																				
SP '05	12	372	.1	.8	3	59	.2	11	66	.1	.7	10	117	.1	.5	8	125	.1	.7	
WI '05	9	369	.1	.6	8	112	.1	.4	6	102	.3	7	96	.1	.3	4	55	.3	.3	
FA '04	12	331	.1	.8	12	161	.1	.6	14	70	.1	.9	11	120	.1	.5	11	94	.1	.9
SU '04	17	456	.1	1.1	18	166	.1	1.0	11	181	.1	.6	19	140	.2	1.0	23	191	.2	2.0
4-Book	13	382	.1	.8	10	125	.1	.6	11	105	.1	.6	12	118	.1	.6	12	116	.1	1.0
SP '04	9	307	.1	.6	6	76	.3	1	37	.1	.1	12	168	.1	.6	7	108	.1	.6	
KKBT-FM																				
SP '05	123	3188	1.0	8.1	159	1574	1.3	8.0	103	1362	.8	6.8	165	1785	1.3	8.0	103	1240	.8	9.1
WI '05	120	3359	1.0	7.5	132	1372	1.1	6.4	93	1334	.7	5.4	169	1835	1.4	7.9	105	1322	.8	8.9
FA '04	137	3421	1.1	8.6	163	1559	1.3	7.9	125	1403	1.0	7.9	201	1893	1.6	9.5	119	1402	1.0	9.6
SU '04	141	3493	1.1	8.7	175	1648	1.4	9.5	155	1650	1.2	7.8	179	1784	1.4	9.1	115	1263	.9	9.8
4-Book	130	3365	1.1	8.2	157	1538	1.3	8.0	119	1437	.9	7.0	179	1824	1.4	8.6	111	1307	.9	9.4
SP '04	115	3585	.9	7.5	142	1572	1.1	7.2	90	1351	.7	5.5	154	1836	1.2	7.3	130	1471	1.0	11.3
KKLA-FM																				
SP '05		24			1	24	.1	1	14	.1	.1		30							
WI '05		61							15	.1	.1	1								
FA '04	2	69	.1	.1	2	56	.1	.1	13	.1	.1	6	13	.3	.3	1	13	.1	.1	
SU '04	1	82	.1	.1	1	14	.1	.1	24	.1	.1		14							
4-Book	1	59	.1	.1	1	24	.1	.1	17	.1	.1	2	14	.1	.1		3			
SP '04	3	45	.2	.2	6	20	.3	.3	29	.2	.2	2	45	.1	.1	3	25	.3	.3	
KLAC-AM																				
SP '05	1	91	.1	.1	5	43	.3	.3	8			1	31			1	22	.1	.1	
WI '05	4	95	.2	.2	5	51	.2	.2	51	.1	.5	5	53	.2	.2	2	57	.2	.2	
FA '04	1	52	.1	.1								1	23							
SU '04	3	76	.2	.2		15			34	.2	.2	5	44	.3	.3	3	11	.3	.3	
4-Book	2	79	.2	.2	3	27	.1	.1	23	.2	.2	3	38	.1	.1	2	23	.2	.2	
SP '04	6	264	.4	.4	6	34	.3	.3	7	.3	.3	6	86	.3	.3	7	151	.1	.6	
KLAX-FM																				
SP '05	57	1020	.5	3.7	54	437	.4	2.7	74	397	.6	4.9	65	473	.5	3.1	36	334	.3	3.2
WI '05	46	1144	.4	2.9	69	527	.6	3.3	49	471	.4	2.8	44	497	.4	2.0	35	377	.3	3.0
FA '04	45	1084	.4	2.8	59	513	.5	2.8	59	483	.5	3.7	53	409	.4	2.5	22	215	.2	1.8
SU '04	51	1034	.4	3.2	106	550	.8	5.7	64	512	.5	3.2	43	442	.3	2.2	18	166	.1	1.5
4-Book	50	1071	.4	3.2	72	507	.6	3.6	62	466	.5	3.7	51	455	.4	2.5	28	273	.2	2.4
SP '04	49	1121	.4	3.2	88	514	.7	4.5	55	520	.4	3.4	53	512	.4	2.5	24	298	.2	2.1
KLOS-FM																				
SP '05	31	937	.2	2.0	51	506	.4	2.6	39	284	.3	2.6	32	385	.3	1.5	20	224	.2	1.8
WI '05	31	1043	.2	1.9	34	422	.3	1.6	32	414	.3	1.9	51	626	.4	2.4	25	360	.2	2.1
FA '04	32	829	.3	2.0	47	353	.4	2.3	41	287	.3	2.6	37	380	.3	1.8	19	316	.2	1.5
SU '04	45	1345	.4	2.8	28	360	.2	1.5	68	749	.5	3.4	72	800	.6	3.7	22	385	.2	1.9
4-Book	35	1039	.3	2.2	40	410	.3	2.0	45	434	.4	2.6	48	548	.4	2.4	22	321	.2	1.8
SP '04	42	1380	.3	2.7	57	526	.5	2.9	56	608	.4	3.4	59	643	.5	2.8	27	382	.2	2.3
KLSX-FM																				
SP '05	20	466	.2	1.3	53	265	.4	2.7	18	201	.1	1.2	31	248	.2	1.5	4	65	.4	.4
WI '05	33	603	.3	2.0	57	328	.5	2.8	48	238	.4	2.8	72	356	.6	3.4	9	112	.1	.8
FA '04	29	492	.2	1.8	87	288	.7	4.2	31	175	.2	1.9	33	192	.3	1.6	9	77	.1	.7
SU '04	35	494	.3	2.2	94	331	.7	5.1	50	228	.4	2.5	55	208	.4	2.8	4	61	.3	.3
4-Book	29	514	.3	1.8	73	303	.6	3.7	37	211	.3	2.1	48	251	.4	2.3	7	79	.1	.6
SP '04	44	582	.4	2.9	111	392	.9	5.6	53	271	.4	3.2	88	337	.7	4.2	7	139	.1	.6

** Station(s) not reported this survey.

* Listener estimates adjusted for reported broadcast schedule.

+ Station(s) changed call letters - see Page 13.

4-Book: Avg. of current and previous 3 surveys.
2-Book: Avg. of most recent 2 surveys.

Target Listener Trends

Men 12-24																			
Monday-Sunday 6AM-MID				Monday-Friday 6AM-10AM				Monday-Friday 10AM-3PM				Monday-Friday 3PM-7PM				Monday-Friday 7PM-MID			
AQH (00)	Cume (00)	AQH Rtg	AQH Shr	AQH (00)	Cume (00)	AQH Rtg	AQH Shr	AQH (00)	Cume (00)	AQH Rtg	AQH Shr	AQH (00)	Cume (00)	AQH Rtg	AQH Shr	AQH (00)	Cume (00)	AQH Rtg	AQH Shr
KLTX-AM																			
SP '05	2	52	.1	3	34	.2	.2	18	18			1	18			3	16		.3
WI '05	6	173	.4	10	28	.1	.5	6	28	.3		8	73	.1	.4	2	28		.2
FA '04	5	58	.3	8	29	.1	.4	5	28	.3		4	13	.2		5	27		.4
SU '04	11	79	.1	21	66	.2	1.1	14	39	.1	.7	11	27	.1	.6	8	27	.1	.7
4-Book	6	91	.4	11	39	.1	.6	6	28	.3		6	33	.1	.3	5	25		.4
SP '04	7	92	.1	12	77	.1	.6	3	31		.2	10	61	.1	.5	2	61		.2
KLVE-FM																			
SP '05	49	853	.4	79	392	.6	4.0	58	357	.5	3.8	55	419	.4	2.7	27	211	.2	2.4
WI '05	49	1119	.4	58	451	.5	2.8	63	461	.5	3.6	66	456	.5	3.1	25	365	.2	2.1
FA '04	66	1204	.5	61	412	.5	2.9	95	537	.8	6.0	75	513	.6	3.6	44	473	.4	3.5
SU '04	34	750	.3	45	259	.4	2.4	53	374	.4	2.7	25	309	.2	1.3	17	251	.1	1.4
4-Book	50	982	.4	61	379	.5	3.0	67	432	.6	4.0	55	424	.4	2.7	28	325	.2	2.4
SP '04	37	762	.3	34	395	.3	1.7	31	327	.2	1.9	44	375	.4	2.1	38	345	.3	3.3
KLYY-FM																			
SP '05	22	433	.2	33	177	.3	1.7	33	177	.3	2.2	33	128	.3	1.6	6	50		.5
WI '05	34	643	.3	41	279	.3	2.0	42	291	.3	2.4	42	307	.3	2.0	22	248	.2	1.9
FA '04	23	602	.2	26	235	.2	1.3	38	314	.3	2.4	25	227	.2	1.2	16	200	.1	1.3
SU '04	14	382	.1	18	122	.1	1.0	24	194	.2	1.2	17	145	.1	.9	4	78		.3
4-Book	23	515	.2	30	203	.2	1.5	34	244	.3	2.1	29	202	.2	1.4	12	144	.1	1.0
SP '04	28	459	.2	39	258	.3	2.0	48	213	.4	2.9	23	186	.2	1.1	15	167	.1	1.3
KMXE-AM																			
SP '05	11	47	.1	8	15	.1	.4	11	31	.1	.7	14	47	.1	.7	11	31	.1	1.0
WI '05	1	29	.1	1	14											1	15		.1
FA '04	**	**	**	**	**	**	**	**	**	**	**	**	**	**	**	**	**	**	**
SU '04	3	14	.2	**	**	**	**	5	14	.3		7	14	.1	.4	3	14		.3
4-Book	**	**	**	**	**	**	**	**	**	**	**	**	**	**	**	**	**	**	**
SP '04	7	60	.1	2	17		.1	12	43	.1	.7	19	43	.2	.9	4	32		.3
KMZT-FM																			
SP '05	8	215	.1	8	70	.1	.4	6	81		.4	14	130	.1	.7	1	28		.1
WI '05	4	234	.2	1	38			4	53		.2	4	64		.2	4	70		.3
FA '04	9	230	.1	4	74		.2	12	74	.1	.8	10	129	.1	.5	9	127	.1	.7
SU '04	6	225	.4	7	100	.1	.4	9	94	.1	.5	6	103		.3	2	67		.2
4-Book	7	226	.1	5	71	.1	.3	8	76	.1	.5	9	107	.1	.4	4	73		.3
SP '04	4	267	.3	6	85		.3	2	57		.1	4	94		.2	2	45		.2
KNX -AM																			
SP '05	2	89	.1	2	35		.1	4	35		.3	5	61		.2	1	21		.1
WI '05	6	172	.4	8	95	.1	.4	11	54	.1	.6	10	71	.1	.5	15	15		.1
FA '04	2	180	.1	7	126	.1	.3	2	57	.1		1	40			1	13		.1
SU '04	2	142	.1	7	10	.1	.4	1	58	.1		4	81		.2	21	21		.1
4-Book	3	146	.2	6	67	.1	.3	5	51	.3		5	63	.2		1	18		.1
SP '04	6	162	.4	10	124	.1	.5	8	16	.1	.5	8	59	.1	.4	1	18		.1
KOST-FM																			
SP '05	18	515	.1	16	139	.1	.8	13	118	.1	.9	29	252	.2	1.4	13	149	.1	1.2
WI '05	25	751	.2	26	315	.2	1.3	34	299	.3	2.0	37	340	.3	1.7	19	204	.2	1.6
FA '04	9	512	.1	8	155	.1	.4	9	191	.1	.6	7	134	.1	.3	8	171	.1	.6
SU '04	20	467	.2	24	188	.2	1.3	37	203	.3	1.9	19	142	.2	1.0	9	170	.1	.8
4-Book	18	561	.2	19	199	.2	1.0	23	203	.2	1.4	23	217	.2	1.1	12	174	.1	1.1
SP '04	16	503	.1	15	141	.1	.8	17	145	.1	1.0	23	271	.2	1.1	13	194	.1	1.1
KPWR-FM																			
SP '05	249	4611	2.0	299	2482	2.4	15.1	207	2106	1.7	13.6	370	2695	3.0	17.9	191	1955	1.5	16.9
WI '05	268	5043	2.2	328	2658	2.6	15.8	239	2459	1.9	13.8	406	3020	3.3	18.9	236	2353	1.9	20.1
FA '04	290	5228	2.3	366	2697	2.9	17.7	240	2203	1.9	15.1	452	3348	3.6	21.5	242	2456	1.9	19.4
SU '04	305	5157	2.4	324	2690	2.6	17.5	356	3003	2.8	17.8	369	3030	2.9	18.8	257	2502	2.0	21.9
4-Book	278	5010	2.2	329	2632	2.6	16.5	261	2443	2.1	15.1	399	3023	3.2	19.3	232	2317	1.8	19.6
SP '04	296	5450	2.4	383	3382	3.1	19.4	268	2535	2.1	16.4	441	3389	3.5	21.0	231	2558	1.8	20.0

** Station(s) not reported this survey.

* Listener estimates adjusted for reported broadcast schedule.

+ Station(s) changed call letters - see Page 13.

4-Book: Avg. of current and previous 3 surveys.
2-Book: Avg. of most recent 2 surveys.

Target Listener Trends

Target Listener Trends - Men 12-24

Men 12-24																					
Monday-Sunday 6AM-MID				Monday-Friday 6AM-10AM				Monday-Friday 10AM-3PM				Monday-Friday 3PM-7PM				Monday-Friday 7PM-MID					
AQH (00)	Cume (00)	AQH Rtg	AQH Shr	AQH (00)	Cume (00)	AQH Rtg	AQH Shr	AQH (00)	Cume (00)	AQH Rtg	AQH Shr	AQH (00)	Cume (00)	AQH Rtg	AQH Shr	AQH (00)	Cume (00)	AQH Rtg	AQH Shr		
KRCD-FM																					
SP '05	11	276	.1	.7	11	49	.1	.6	6	62	.4	17	146	.1	.8	14	127	.1	1.2		
WI '05	14	365	.1	.9	11	126	.1	.5	13	110	.1	.8	7	115	.1	.3	28	188	.2	2.4	
FA '04	14	306	.1	.9	4	71	.2	.2	14	166	.1	.9	10	138	.1	.5	27	100	.2	2.2	
SU '04	10	229	.1	.6	10	111	.1	.5	21	88	.2	1.1	6	72	.3	.3	6	66	.5	.5	
4-Book	12	294	.1	.8	9	89	.1	.5	14	107	.1	.8	10	118	.1	.5	19	120	.1	1.6	
SP '04	15	347	.1	1.0	17	116	.1	.9	24	148	.2	1.5	20	213	.2	1.0	5	102	.4	.4	
KRCV-FM																					
SP '05	3	98	.2	.2					3	16	.2	.2	3	64	.1	.1	1	15	.1	.1	
WI '05	23	230	.2	1.4	52	149	.4	2.5	22	148	.2	1.3	21	128	.2	1.0	9	89	.1	.8	
FA '04	5	128	.3	.3	6	68	.3	.3	5	57	.3	.3	6	43	.3	.3	3	39	.2	.2	
SU '04	5	109	.3	.3	2	27	.1	.1	7	27	.1	.4	6	41	.3	.3	5	55	.4	.4	
4-Book	9	141	.1	.6	15	61	.1	.7	9	62	.1	.6	9	69	.1	.4	5	50	.4	.4	
SP '04	1	29	.1	.1					3	15	.1	.1	3	15	.1	.1	1	15	.1	.1	
KRLA-AM																					
SP '05	2	58	.1	.1	2	42	.1	.1					7	44	.1	.3	2	16	.2	.2	
WI '05		25				12				12				13						.2	.2
FA '04	4	135	.3	.3	17	105	.1	.8	5	53	.3	.3	2	33	.1	.1	1	15	.1	.1	
SU '04	5	64	.3	.3	1	17	.1	.1	12	33	.1	.6	12	64	.1	.6	1	33	.1	.1	
4-Book	3	71	.2	.2	5	44	.3	.3	4	25	.2	.2	5	39	.1	.3	1	16	.1	.1	
SP '04	3	64	.2	.2	2	14	.1	.1	4	32	.2	.2	4	37	.2	.2	3	22	.3	.3	
KROQ-FM																					
SP '05	152	3147	1.2	10.0	202	1695	1.6	10.2	114	1249	.9	7.5	198	1747	1.6	9.6	155	1486	1.2	13.7	
WI '05	192	3488	1.5	11.9	244	1926	2.0	11.8	189	1542	1.5	10.9	285	1902	2.3	13.3	152	1561	1.2	12.9	
FA '04	174	3279	1.4	11.0	226	1642	1.8	10.9	134	1346	1.1	8.4	218	1799	1.7	10.4	176	1430	1.4	14.1	
SU '04	202	3812	1.6	12.5	226	1758	1.8	12.2	211	1984	1.7	10.6	263	2313	2.1	13.4	205	1874	1.6	17.5	
4-Book	180	3432	1.4	11.4	225	1755	1.8	11.3	162	1530	1.3	9.4	241	1940	1.9	11.7	172	1588	1.4	14.6	
SP '04	208	3741	1.7	13.5	241	1983	1.9	12.2	201	1766	1.6	12.3	271	2200	2.2	12.9	203	1939	1.6	17.6	
KRTH-FM																					
SP '05	18	847	.1	1.2	16	279	.1	.8	29	337	.2	1.9	28	373	.2	1.4	11	198	.1	1.0	
WI '05	31	1187	.2	1.9	33	419	.3	1.6	26	441	.2	1.5	49	570	.4	2.3	29	414	.2	2.5	
FA '04	37	1229	.3	2.3	47	477	.4	2.3	38	367	.3	2.4	51	580	.4	2.4	35	420	.3	2.8	
SU '04	45	1270	.4	2.8	32	404	.3	1.7	64	649	.5	3.2	59	648	.5	3.0	27	448	.2	2.3	
4-Book	33	1133	.3	2.1	32	395	.3	1.6	39	449	.3	2.3	47	543	.4	2.3	26	370	.2	2.2	
SP '04	43	1186	.3	2.8	35	418	.3	1.8	63	537	.5	3.9	60	579	.5	2.9	17	295	.1	1.5	
KSCA-FM																					
SP '05	81	1037	.7	5.3	229	777	1.8	11.5	81	406	.7	5.3	71	382	.6	3.4	19	224	.2	1.7	
WI '05	75	1236	.6	4.7	173	713	1.4	8.4	65	523	.5	3.8	65	536	.5	3.0	33	313	.3	2.8	
FA '04	76	1166	.6	4.8	182	666	1.5	8.8	82	556	.7	5.2	53	392	.4	2.5	22	253	.2	1.8	
SU '04	48	881	.4	3.0	95	436	.8	5.1	68	500	.5	3.4	37	259	.3	1.9	11	231	.1	.9	
4-Book	70	1080	.6	4.5	170	648	1.4	8.5	74	496	.6	4.4	57	392	.5	2.7	21	255	.2	1.8	
SP '04	30	695	.2	1.9	54	391	.4	2.7	42	324	.3	2.6	26	267	.2	1.2	13	141	.1	1.1	
KSPN-AM																					
SP '05	4	147	.3	.3	9	74	.1	.5	5	43	.3	.3	6	34	.3	.3	1	28	.1	.1	
WI '05	2	126	.1	.1	2	43	.1	.1	1	32	.1	.1	6	49	.3	.3	1	34	.1	.1	
FA '04	3	165	.2	.2	3	52	.1	.1	4	52	.3	.3	5	94	.2	.2	3	47	.2	.2	
SU '04	8	177	.1	.5	6	54	.3	.3	19	62	.2	1.0	7	70	.1	.4	11	79	.1	.9	
4-Book	4	154	.3	.3	5	56	.3	.3	7	47	.1	.4	6	62	.3	.3	4	47	.3	.3	
SP '04	7	196	.1	.5	12	82	.1	.6	3	55	.2	.2	14	135	.1	.7	5	81	.4	.4	
KSSE-FM																					
SP '05	45	872	.4	3.0	81	453	.7	4.1	52	368	.4	3.4	56	357	.4	2.7	9	169	.1	.8	
WI '05	32	811	.3	2.0	60	393	.5	2.9	36	302	.3	2.1	31	366	.2	1.4	20	321	.2	1.7	
FA '04	49	972	.4	3.1	72	513	.6	3.5	52	458	.4	3.3	62	465	.5	2.9	36	347	.3	2.9	
SU '04	39	739	.3	2.4	51	335	.4	2.8	47	361	.4	2.4	52	324	.4	2.6	16	202	.1	1.4	
4-Book	41	849	.4	2.6	66	424	.6	3.3	47	372	.4	2.8	50	378	.4	2.4	20	260	.2	1.7	
SP '04	40	758	.3	2.6	75	387	.6	3.8	64	300	.5	3.9	42	268	.3	2.0	13	213	.1	1.1	

** Station(s) not reported this survey.

* Listener estimates adjusted for reported broadcast schedule.

+ Station(s) changed call letters - see Page 13.

4-Book: Avg. of current and previous 3 surveys.
2-Book: Avg. of most recent 2 surveys.

Target Listener Trends

Men 12-24																				
Monday-Sunday 6AM-MID				Monday-Friday 6AM-10AM				Monday-Friday 10AM-3PM				Monday-Friday 3PM-7PM				Monday-Friday 7PM-MID				
AQH (00)	Cume (00)	AQH Rtg	AQH Shr	AQH (00)	Cume (00)	AQH Rtg	AQH Shr	AQH (00)	Cume (00)	AQH Rtg	AQH Shr	AQH (00)	Cume (00)	AQH Rtg	AQH Shr	AQH (00)	Cume (00)	AQH Rtg	AQH Shr	
+KTLK-AM																				
SP '05	1	57	.1						14			1	28			2	32		.2	
WI '05		31			14				17											
FA '04	1	54	.1	3	14	.1		2	14	.1		1	15			1	25		.1	
SU '04	3	28	.2	2	13	.1		13	13	.1	.7	1	14	.1						
4-Book	1	43	.1	1	10	.1		4	15	.2		1	14			1	14		.1	
SP '04	1	106	.1	3	49	.2		1	34	.1		4	55	.2					.16	
KTNQ-AM																				
SP '05	8	94	.1	.5				4	32	.3		18	45	.1	.9	11	18	.1	1.0	
WI '05	2	117	.1		3	74	.1	3	28	.2		7	28	.1	.3					
FA '04	2	103	.1		1	14		5	60	.3		6	60	.3						
SU '04	4	53	.2									19	40	.2	1.0	1	13		.1	
4-Book	4	92	.2	1	22	.2		3	30	.2		13	43	.1	.6	3	8		.3	
SP '04	**	**	**	**	**	**	**	**	**	**	**	**	**	**	**	**	**	**	**	
KTWV-FM																				
SP '05	17	282	.1	1.1	20	153	.2	1.0	13	110	.1	.9	25	129	.2	1.2	17	81	.1	1.5
WI '05	11	397	.1	.7	9	173	.1	.4	15	163	.1	.9	10	134	.1	.5	9	93	.1	.8
FA '04	11	293	.1	.7	4	54	.2		13	134	.1	.8	20	119	.2	1.0	11	98	.1	.9
SU '04	6	319	.4		4	82	.2		14	126	.1	.7	9	122	.1	.5	6	85	.5	.5
4-Book	11	323	.1	.7	9	116	.1	.5	14	133	.1	.8	16	126	.2	.8	11	89	.1	.9
SP '04	4	194	.3		3	48	.2		5	26	.3		4	57	.2		1	32		.1
KWIZ-FM																				
SP '05	13	225	.1	.9	14	104	.1	.7	12	134	.1	.8	20	134	.2	1.0	11	104	.1	1.0
WI '05	6	202	.4		8	58	.1	.4	10	57	.1	.6	5	74	.2		4	86	.3	.3
FA '04	7	168	.1	.4	8	59	.1	.4	13	101	.1	.8	9	81	.1	.4	2	45	.2	.2
SU '04	4	141	.2		5	46	.3		8	48	.1	.4	3	34	.2		3	73	.3	.3
4-Book	8	184	.1	.5	9	67	.1	.5	11	85	.1	.7	9	81	.1	.5	5	77	.5	.5
SP '04	4	166	.3		7	74	.1	.4	5	63	.3		3	42	.1		3	49		.3
KWVE-FM																				
SP '05	2	127	.1		2	58	.1		1	18	.1		4	58	.2		1	26		.1
WI '05	1	82	.1		4	34	.2		1	16	.1							14		
FA '04	3	155	.2		6	56	.3		1	14	.1		3	43	.1		2	56		.2
SU '04	2	76	.1		3	64	.2		2	50	.1		2	39	.1					
4-Book	2	110	.1		4	53	.2		1	25	.1		2	35	.1		1	24		.1
SP '04	4	71	.3		1	32	.1		2	20	.1		9	71	.1	.4	2	20		.2
KXOL-FM																				
SP '05	37	758	.3	2.4	43	246	.3	2.2	29	302	.2	1.9	50	354	.4	2.4	36	292	.3	3.2
WI '05	33	605	.3	2.0	37	245	.3	1.8	41	264	.3	2.4	36	321	.3	1.7	24	237	.2	2.0
FA '04	15	407	.1	.9	11	127	.1	.5	23	166	.2	1.4	20	187	.2	1.0	14	156	.1	1.1
SU '04	12	286	.1	.7	15	103	.1	.8	15	129	.1	.8	11	77	.1	.6	8	104	.1	.7
4-Book	24	514	.2	1.5	27	180	.2	1.3	27	215	.2	1.6	29	235	.3	1.4	21	197	.2	1.8
SP '04	11	476	.1	.7	15	119	.1	.8	9	179	.1	.6	13	167	.1	.6	6	151		.5
KYSR-FM																				
SP '05	27	752	.2	1.8	34	310	.3	1.7	16	241	.1	1.1	42	345	.3	2.0	25	332	.2	2.2
WI '05	21	776	.2	1.3	16	253	.1	.8	19	238	.2	1.1	24	309	.2	1.1	14	210	.1	1.2
FA '04	14	634	.1	.9	26	255	.2	1.3	10	222	.1	.6	19	267	.2	.9	9	158	.1	.7
SU '04	21	783	.2	1.3	16	274	.1	.9	29	334	.2	1.5	38	383	.3	1.9	7	132	.1	.6
4-Book	21	736	.2	1.3	23	273	.2	1.2	19	259	.2	1.1	31	326	.3	1.5	14	208	.1	1.2
SP '04	23	767	.2	1.5	43	342	.3	2.2	34	263	.3	2.1	22	299	.2	1.0	15	251	.1	1.3
KZLA-FM																				
SP '05	14	299	.1	.9	16	119	.1	.8	16	95	.1	1.1	25	173	.2	1.2	8	143	.1	.7
WI '05	4	245	.2		6	90	.3		5	92	.3		7	123	.1	.3	4	56		.3
FA '04	12	230	.1	.8	8	71	.1	.4	7	81	.1	.4	25	138	.2	1.2	12	63	.1	1.0
SU '04	16	267	.1	1.0	10	88	.1	.5	19	143	.2	1.0	8	104	.1	.4	16	107	.1	1.4
4-Book	12	260	.1	.7	10	92	.1	.5	12	103	.1	.7	16	135	.2	.8	10	92	.1	.9
SP '04	18	362	.1	1.2	19	180	.2	1.0	22	170	.2	1.3	24	196	.2	1.1	12	139	.1	1.0

** Station(s) not reported this survey.

* Listener estimates adjusted for reported broadcast schedule.

+ Station(s) changed call letters - see Page 13.

4-Book: Avg. of current and previous 3 surveys.
2-Book: Avg. of most recent 2 surveys.

Target Listener Trends

Target Listener Trends - Men 12-24

Men 12-24																			
Monday-Sunday 6AM-MID				Monday-Friday 6AM-10AM				Monday-Friday 10AM-3PM				Monday-Friday 3PM-7PM				Monday-Friday 7PM-MID			
AQH (00)	Cume (00)	AQH Rtg	AQH Shr	AQH (00)	Cume (00)	AQH Rtg	AQH Shr	AQH (00)	Cume (00)	AQH Rtg	AQH Shr	AQH (00)	Cume (00)	AQH Rtg	AQH Shr	AQH (00)	Cume (00)	AQH Rtg	AQH Shr
XTRA-AM																			
SP '05	1	40	.1	1	14	.1	.1	2	40	.1	.1								
WI '05		32						1	32	.1	.1								
FA '04	6	97	.4	5	34	.2	.2	12	67	.1	.8	19	66	.2	.9				
SU '04	1	55	.1	1	20	.1	.1	1	43	.1	.1	1	23	.1	.1			12	
4-Book	2	56	.2	2	17	.1	.1	4	46	.3	.3	5	22	.1	.3			3	
SP '04	1	58	.1	1	23	.1	.1					5	51	.2	.2				
KGFI-FM																			
SP '05	9	501	.1	.6	8	179	.1	.4	8	138	.1	.5	16	226	.1	.8	6	89	.5
WI '05	22	687	.2	1.4	19	269	.2	.9	17	294	.1	1.0	36	262	.3	1.7	22	276	.2
FA '04	19	614	.2	1.2	19	207	.2	.9	23	268	.2	1.4	24	329	.2	1.1	17	209	.1
SU '04	15	596	.1	.9	16	196	.1	.9	16	285	.1	.8	22	247	.2	1.1	15	192	.1
4-Book	16	600	.2	1.0	16	213	.2	.8	16	246	.1	.9	25	266	.2	1.2	15	192	.1
SP '04	10	588	.1	.6	10	159	.1	.5	13	219	.1	.8	17	282	.1	.8	4	83	.3
KOLA-FM																			
SP '05	3	47	.2	.2	5	47	.3	.3					12	32	.1	.6			
WI '05	**	**	**	**	**	**	**	**	**	**	**	**	**	**	**	**	**	**	**
FA '04	**	**	**	**	**	**	**	**	**	**	**	**	**	**	**	**	**	**	**
SU '04	**	**	**	**	**	**	**	**	**	**	**	**	**	**	**	**	**	**	**
4-Book	**	**	**	**	**	**	**	**	**	**	**	**	**	**	**	**	**	**	**
SP '04	**	**	**	**	**	**	**	**	**	**	**	**	**	**	**	**	**	**	**
TOTALS																			
SP '05	1523	11507	12.2		1984	9358	15.9		1517	6920	12.2		2067	9428	16.6		1130	7101	9.1
WI '05	1610	11710	12.9		2070	9407	16.6		1729	7624	13.9		2149	9562	17.2		1175	7606	9.4
FA '04	1589	11817	12.8		2072	9430	16.6		1592	7248	12.8		2105	9788	16.9		1246	7778	10.0
SU '04	1613	11686	12.9		1850	8676	14.7		1999	8791	15.9		1965	9430	15.7		1174	7771	9.4
4-Book	1584	11680	12.7		1994	9218	16.0		1709	7646	13.7		2072	9552	16.6		1181	7564	9.5
SP '04	1543	11652	12.3		1972	9508	15.7		1633	7526	13.0		2098	9763	16.7		1155	7693	9.2

** Station(s) not reported this survey.

* Listener estimates adjusted for reported broadcast schedule.

+ Station(s) changed call letters - see Page 13.

4-Book: Avg. of current and previous 3 surveys.
2-Book: Avg. of most recent 2 surveys.

Target Listener Estimates

Men 12-24																				
Monday-Friday 6AM-7PM				Weekend 6AM-MID				Saturday 6AM-10AM				Saturday 10AM-3PM				Saturday 3PM-7PM				
AQH (00)	Cume (00)	AQH Rtg	AQH Shr	AQH (00)	Cume (00)	AQH Rtg	AQH Shr	AQH (00)	Cume (00)	AQH Rtg	AQH Shr	AQH (00)	Cume (00)	AQH Rtg	AQH Shr	AQH (00)	Cume (00)	AQH Rtg	AQH Shr	
KABC-AM																				
6	95		.3	1	29		.1					1	14		.1					
7	103	.1	.4	1	36		.1					2	13		.1					
KAZN-AM																				
					14															
**	**	**	**	**	**	**	**	**	**	**	**	**	**	**	**	**	**	**	**	**
KBIG-FM																				
13	423	.1	.7	11	236	.1	.9	2	12		.2	10	64	.1	.5	26	93	.2	1.6	
12	386	.1	.7	11	237	.1	.9	7	28	.1	.5	15	66	.1	.8	21	69	.2	1.3	
KBUA-FM																				
29	171	.2	1.6	7	85	.1	.6	21	68	.2	1.8	22	51	.2	1.1	4	17		.2	
26	158	.2	1.4	12	114	.1	1.0	29	63	.3	2.3	18	43	.2	1.0	10	32	.1	.6	
KBUE-FM																				
118	1016	.9	6.4	61	771	.5	4.9	33	133	.3	2.8	107	340	.9	5.5	88	281	.7	5.3	
121	1034	1.0	6.4	72	722	.6	5.6	61	169	.5	4.8	116	339	.9	6.1	86	230	.7	5.3	
KCBS-FM																				
42	794	.3	2.3	18	450	.1	1.5	22	93	.2	1.9	27	167	.2	1.4	5	45		.3	
41	824	.3	2.2	20	442	.2	1.6	15	73	.1	1.2	37	146	.3	1.9	31	93	.3	1.9	
+KDAY-FM																				
46	949	.4	2.5	30	511	.2	2.4	5	55		.4	52	241	.4	2.7	47	167	.4	2.8	
34	690	.3	1.8	25	396	.2	2.0	15	65	.1	1.2	38	145	.3	2.0	35	121	.3	2.2	
KDLD-FM																				
15	239	.1	.8	7	152	.1	.6					13	61	.1	.7	7	35	.1	.4	
8	161	.1	.5	6	96	.1	.4	3	18		.2	9	45	.1	.5	6	30	.1	.4	
KDLE-FM																				
3	112		.2	2	63		.2	4	15		.3	5	31		.3	2	16		.1	
4	127		.2	4	96		.3	5	14		.4	6	38	.1	.4	7	27	.1	.4	
KEBN-FM																				
10	136	.1	.5	8	132	.1	.6	6	29		.5	25	73	.2	1.3	13	44	.1	.8	
**	**	**	**	**	**	**	**	**	**	**	**	**	**	**	**	**	**	**	**	**
KFI -AM																				
9	217	.1	.5	4	57		.3	15	26	.1	1.3	6	30		.3					
15	223	.1	.8	6	88		.5	15	32	.1	1.2	8	38	.1	.4	2	9		.1	
KFSH-FM																				
7	131	.1	.4	6	121		.5	8	42	.1	.7	14	52	.1	.7	12	44	.1	.7	
10	177	.1	.5	7	152	.1	.6	5	24	.1	.4	8	41	.1	.5	11	38	.1	.7	
KFWB-AM																				
3	145		.2	3	87		.2	6	30		.5	3	24		.2					
4	150		.2	3	74		.3	5	27		.4	2	15		.1	5	21	.1	.3	
KHHT-FM																				
44	928	.4	2.4	49	647	.4	4.0	45	142	.4	3.8	67	201	.5	3.4	29	112	.2	1.7	
42	888	.3	2.2	51	674	.4	4.0	38	125	.3	3.1	52	185	.4	2.7	42	122	.3	2.6	
KHJ -AM																				
5	115		.3	6	102		.5	9	18	.1	.8	29	67	.2	1.5	4	17		.2	
3	80		.2	3	61		.2	3	8		.3	8	20	.1	.4	3	12		.1	
KIIS-FM																				
129	2903	1.0	7.0	88	1650	.7	7.1	60	377	.5	5.1	155	655	1.2	7.9	108	543	.9	6.5	
130	2894	1.0	6.8	92	1654	.8	7.2	82	360	.7	6.4	158	636	1.3	8.2	116	438	1.0	7.1	
KVVS-FM																				
4	73		.2	4	49		.3					7	34	.1	.4	5	15		.3	
4	77		.2	5	49		.4	2	11		.2	6	26	.1	.4	9	20	.1	.5	

** Station(s) not reported this survey.

* Listener estimates adjusted for reported broadcast schedule.

+ Station(s) changed call letters - see Page 13.

4-Book: Avg. of current and previous 3 surveys.
2-Book: Avg. of most recent 2 surveys.

Target Listener Estimates

Target Listener Estimates - Men 12-24

		Men 12-24																				
		Monday-Friday 6AM-7PM				Weekend 6AM-MID				Saturday 6AM-10AM				Saturday 10AM-3PM				Saturday 3PM-7PM				
		AQH (00)	Cume (00)	AQH Rtg	AQH Shr	AQH (00)	Cume (00)	AQH Rtg	AQH Shr	AQH (00)	Cume (00)	AQH Rtg	AQH Shr	AQH (00)	Cume (00)	AQH Rtg	AQH Shr	AQH (00)	Cume (00)	AQH Rtg	AQH Shr	
KJLH-FM																						
	SP '05	8	177	.1	.4	23	244	.2	1.9	6	24	.5		23	48	.2	1.2	19	44	.2	1.1	
	4-Book	11	254	.1	.6	17	204	.1	1.3	7	29	.5		11	28	.1	.6	15	34	.1	.9	
KKBT-FM																						
	SP '05	139	2685	1.1	7.6	108	1615	.9	8.7	89	331	.7	7.5	148	634	1.2	7.6	134	511	1.1	8.0	
	4-Book	149	2871	1.2	7.8	110	1788	.9	8.6	97	388	.8	7.7	149	637	1.2	7.8	145	537	1.2	8.9	
KKLA-FM																						
	SP '05	1	24	.1		1	14	.1						2	14	.1						
	4-Book	1	44	.1		1	25	.1		1	7	.1		1	7	.1		2	8		.1	
KLAC-AM																						
	SP '05	2	59	.1			16											3	16		.2	
	4-Book	3	56	.2		1	29	.1			4							1	4		.1	
KLAX-FM																						
	SP '05	65	791	.5	3.6	59	565	.5	4.8	77	207	.6	6.5	87	165	.7	4.4	85	242	.7	5.1	
	4-Book	62	875	.5	3.3	44	581	.4	3.5	74	200	.6	5.9	67	188	.5	3.5	57	184	.5	3.5	
KLOS-FM																						
	SP '05	40	769	.3	2.2	21	310	.2	1.7	23	109	.2	1.9	40	126	.3	2.0	8	38	.1	.5	
	4-Book	44	900	.4	2.3	27	455	.2	2.1	28	104	.2	2.2	43	156	.4	2.2	39	126	.3	2.4	
KLSX-FM																						
	SP '05	33	409	.3	1.8	6	118	.5		4	15	.3		6	59	.3		5	29		.3	
	4-Book	51	473	.4	2.7	6	90	.4		9	17	.1	.8	4	22	.2		8	22	.1	.5	
KLTX-AM																						
	SP '05	1	34	.1		2	34	.2		8	16	.1	.7					1	18		.1	
	4-Book	7	65	.1	.4	5	54	.4		12	25	.1	.9	6	14	.1	.3	5	19		.3	
KLVE-FM																						
	SP '05	63	660	.5	3.4	37	514	.3	3.0	37	107	.3	3.1	37	110	.3	1.9	42	142	.3	2.5	
	4-Book	61	737	.5	3.2	42	565	.3	3.3	52	168	.4	4.1	61	189	.5	3.2	43	123	.3	2.6	
KLYY-FM																						
	SP '05	33	336	.3	1.8	15	242	.1	1.2	15	74	.1	1.3	17	53	.1	.9	36	79	.3	2.2	
	4-Book	31	406	.3	1.6	17	252	.1	1.3	14	61	.1	1.1	22	73	.2	1.2	23	75	.2	1.4	
KMXE-AM																						
	SP '05	11	47	.1	.6	9	31	.1	.7	11	15	.1	.9	6	15	.3		4	16		.2	
	4-Book	**	**	**	**	**	**	**	**	**	**	**	**	**	**	**	**	**	**	**	**	**
KMZT-FM																						
	SP '05	9	205	.1	.5	10	74	.1	.8	1	14	.1		22	26	.2	1.1	27	44	.2	1.6	
	4-Book	7	180	.1	.4	7	109	.1	.6	4	26	.3		12	34	.1	.6	11	25	.1	.7	
KNX -AM																						
	SP '05	3	73	.2		1	37	.1										1	12		.1	
	4-Book	5	124	.3		1	43	.1		1	3	.1		3	14	.1		1	6		.1	
KOST-FM																						
	SP '05	19	361	.2	1.0	19	272	.2	1.5	11	63	.1	.9	52	90	.4	2.7	43	78	.3	2.6	
	4-Book	22	410	.2	1.1	16	229	.1	1.2	13	52	.1	1.0	28	82	.2	1.4	28	69	.2	1.7	
KPWR-FM																						
	SP '05	285	4035	2.3	15.6	225	2895	1.8	18.1	187	650	1.5	15.8	313	1129	2.5	16.0	369	1181	3.0	22.0	
	4-Book	324	4479	2.6	17.0	227	3061	1.8	17.7	201	712	1.6	15.9	374	1245	3.0	19.5	314	1078	2.5	19.2	
KRCD-FM																						
	SP '05	11	195	.1	.6	7	100	.1	.6					21	51	.2	1.1	28	52	.2	1.7	
	4-Book	11	205	.1	.6	9	145	.1	.7	6	19	.1	.5	14	42	.1	.7	12	34	.1	.7	
KRCV-FM																						
	SP '05	2	80	.1		6	34	.5						20	34	.2	1.0	18	18	.1	1.1	
	4-Book	11	112	.1	.6	9	79	.1	.7	9	24	.1	.8	18	41	.2	1.0	12	22	.1	.7	

** Station(s) not reported this survey.

* Listener estimates adjusted for reported broadcast schedule.

+ Station(s) changed call letters - see Page 13.

4-Book: Avg. of current and previous 3 surveys.
2-Book: Avg. of most recent 2 surveys.

Target Listener Estimates

		Men 12-24																				
		Monday-Friday 6AM-7PM				Weekend 6AM-MID				Saturday 6AM-10AM				Saturday 10AM-3PM				Saturday 3PM-7PM				
		AQH (00)	Cume (00)	AQH Rtg	AQH Shr	AQH (00)	Cume (00)	AQH Rtg	AQH Shr	AQH (00)	Cume (00)	AQH Rtg	AQH Shr	AQH (00)	Cume (00)	AQH Rtg	AQH Shr	AQH (00)	Cume (00)	AQH Rtg	AQH Shr	
KRLA-AM																						
SP '05		3	58		.2	1	16		.1	2	16		.2	3	16		.2					
4-Book		5	71	.1	.3	1	12		.1	1	8		.1	1	4		.1	1	4			
KROQ-FM																						
SP '05		167	2675	1.3	9.1	121	1733	1.0	9.8	102	403	.8	8.6	221	720	1.8	11.3	135	552	1.1	8.1	
4-Book		206	2986	1.6	10.7	140	1916	1.1	11.0	104	371	.8	8.3	231	808	1.9	12.0	172	592	1.4	10.6	
KRTH-FM																						
SP '05		25	624	.2	1.4	10	382	.1	.8	11	61	.1	.9	31	179	.2	1.6	2	18		.1	
4-Book		40	892	.3	2.1	26	536	.2	2.0	21	74	.2	1.6	41	177	.3	2.2	31	129	.3	2.0	
KSCA-FM																						
SP '05		123	916	1.0	6.7	47	517	.4	3.8	176	307	1.4	14.8	59	141	.5	3.0	28	78	.2	1.7	
4-Book		98	923	.8	5.2	53	551	.4	4.1	140	253	1.1	11.2	68	193	.5	3.5	48	125	.4	3.0	
KSPN-AM																						
SP '05		7	108	.1	.4	1	48		.1									5	30		.3	
4-Book		6	112	.1	.4	1	28		.1	2	6		.2	1	1		.1	2	9		.1	
KSSE-FM																						
SP '05		62	725	.5	3.4	41	452	.3	3.3	38	116	.3	3.2	57	148	.5	2.9	83	253	.7	5.0	
4-Book		54	704	.4	2.8	34	429	.3	2.6	35	100	.3	2.8	45	138	.4	2.4	49	154	.4	3.0	
+KTLK-AM																						
SP '05			42																			
4-Book		2	33		.1		7												1		4	
KTNQ-AM																						
SP '05		7	61	.1	.4	6	47		.5					7	18	.1	.4	12	32	.1	.7	
4-Book		6	73		.3	2	22		.2					3	8		.2	5	11	.1	.3	
KTWV-FM																						
SP '05		19	211	.2	1.0	12	138	.1	1.0	11	24	.1	.9	16	57	.1	.8	14	43	.1	.8	
4-Book		13	240	.1	.7	8	137	.1	.7	5	22		.4	7	26		.4	13	31	.1	.8	
KWIZ-FM																						
SP '05		15	194	.1	.8	10	88	.1	.8	7	29	.1	.6	19	44	.2	1.0	11	29	.1	.7	
4-Book		10	137	.1	.5	5	84		.4	4	22		.3	8	27	.1	.4	7	22	.1	.5	
KWVE-FM																						
SP '05		2	99		.1	2	55		.2	13	40	.1	1.1	2	14		.1					
4-Book		2	74		.1	2	68		.2	8	29	.1	.6	1	8		.1	1	3		.1	
KXOL-FM																						
SP '05		40	538	.3	2.2	32	435	.3	2.6	30	99	.2	2.5	62	202	.5	3.2	36	118	.3	2.2	
4-Book		28	382	.2	1.4	21	293	.2	1.7	17	46	.1	1.4	34	97	.3	1.8	28	79	.2	1.7	
KYSR-FM																						
SP '05		30	623	.2	1.6	24	340	.2	1.9	15	81	.1	1.3	30	107	.2	1.5	47	175	.4	2.8	
4-Book		24	598	.2	1.2	20	361	.2	1.6	14	50	.1	1.1	27	131	.2	1.4	32	133	.3	2.0	
KZLA-FM																						
SP '05		19	240	.2	1.0	10	112	.1	.8	6	53		.5	12	62	.1	.6	19	64	.2	1.1	
4-Book		13	186	.1	.7	11	147	.1	.9	7	38		.6	7	49	.1	.4	17	55	.2	1.1	
XTRA-AM																						
SP '05		1	40		.1		14															
4-Book		4	52		.2		14								3				1		3	
KGGI-FM																						
SP '05		10	394	.1	.5	7	272	.1	.6	9	48	.1	.8	4	26		.2	24	86	.2	1.4	
4-Book		18	464	.2	1.0	13	291	.1	1.0	16	71	.2	1.3	20	101	.2	1.1	24	70	.2	1.5	
KOLA-FM																						
SP '05		5	47		.3																	
4-Book		**	**	**	**	**	**	**	**	**	**	**	**	**	**	**	**	**	**	**	**	**
TOTALS																						
SP '05		1830	11189	14.7		1240	8905	10.0		1186	3501	9.5		1959	5317	15.7		1674	4410	13.4		
4-Book		1908	11351	15.3		1277	9298	10.2		1260	3573	10.1		1922	5278	15.4		1630	4365	13.1		

** Station(s) not reported this survey.

* Listener estimates adjusted for reported broadcast schedule.

+ Station(s) changed call letters - see Page 13.

4-Book: Avg. of current and previous 3 surveys.
2-Book: Avg. of most recent 2 surveys.

Target Listener Estimates

Target Listener Estimates - Men 12-24

	Men 12-24																			
	Saturday 7PM-MID				Sunday 6AM-10AM				Sunday 10AM-3PM				Sunday 3PM-7PM				Sunday 7PM-MID			
	AQH (00)	Cume (00)	AQH Rtg	AQH Shr	AQH (00)	Cume (00)	AQH Rtg	AQH Shr	AQH (00)	Cume (00)	AQH Rtg	AQH Shr	AQH (00)	Cume (00)	AQH Rtg	AQH Shr	AQH (00)	Cume (00)	AQH Rtg	AQH Shr
KABC-AM SP '05 4-Book	1	5		.1	8	16	.1	1.1	3	16	.2		1	3		.1	1	5		.1
KAZN-AM SP '05 4-Book	**	**	**	**	**	**	**	**	**	**	**	**	**	**	**	**	**	**	**	**
KBIG-FM SP '05 4-Book	12	59	.1	1.1	6	15	.8		11	44	.1	.9	11	17	.1	.9	14	63	.1	1.8
KBUA-FM SP '05 4-Book	1	17		.1	13	27	.1	1.7	5	34	.4		7	29	.1	.6	5	17		.6
KBUE-FM SP '05 4-Book	65	213	.5	5.8	32	89	.3	4.5	66	184	.5	5.2	70	197	.6	6.0	24	68	.2	3.0
KCBS-FM SP '05 4-Book	15	93	.1	1.3	18	128	.1	2.5	30	134	.2	2.4	22	90	.2	1.9	5	47		.6
+KDAY-FM SP '05 4-Book	39	157	.3	3.5	7	15	.1	1.0	40	144	.3	3.2	36	100	.3	3.1	10	72	.1	1.3
KDLD-FM SP '05 4-Book	8	16	.1	.7					7	66	.1	.6	4	17		.3	13	54	.1	1.6
KDLE-FM SP '05 4-Book	2	16		.2		3			2	16	.2		2	16		.2	1	4		.1
KEBN-FM SP '05 4-Book	**	**	**	**	6	29		.8	3	29		.2	11	44	.1	.9	**	**	**	**
KFI -AM SP '05 4-Book	4	16		.3	3	14	.4		1	14	.1		9	14	.1	.8	9	26	.1	.9
KFSH-FM SP '05 4-Book	5	26		.4	5	29	.7		4	36	.3		2	13		.2	5	23	.1	.5
KFWB-AM SP '05 4-Book	5	18		.4	1	16	.1		6	33	.5		2	14		.2	1	3		.1
KHHT-FM SP '05 4-Book	50	160	.4	4.5	23	77	.2	3.2	13	49	.1	1.0	35	161	.3	3.0	113	185	.9	14.2
KHJ -AM SP '05 4-Book	4	18		.4	1	3		.1	2	13		.2	2	8		.2	1	8		.1
KIIS-FM SP '05 4-Book	102	482	.8	9.1	54	245	.4	7.6	85	392	.7	6.7	72	446	.6	6.2	60	360	.5	7.5
KVVS-FM SP '05 4-Book	6	26		.5	6	10	.1	.7	4	18	.3		10	18	.1	.9	3	10		.3

** Station(s) not reported this survey. * Listener estimates adjusted for reported broadcast schedule. + Station(s) changed call letters - see Page 13. 4-Book: Avg. of current and previous 3 surveys. 2-Book: Avg. of most recent 2 surveys.

Target Listener Estimates

Men 12-24																			
Saturday 7PM-MID				Sunday 6AM-10AM				Sunday 10AM-3PM				Sunday 3PM-7PM				Sunday 7PM-MID			
AQH (00)	Cume (00)	AQH Rtg	AQH Shr	AQH (00)	Cume (00)	AQH Rtg	AQH Shr	AQH (00)	Cume (00)	AQH Rtg	AQH Shr	AQH (00)	Cume (00)	AQH Rtg	AQH Shr	AQH (00)	Cume (00)	AQH Rtg	AQH Shr
KJLH-FM	SP '05	2	24	.2	28	74	.2	3.9	57	138	.5	4.5	48	113	.4	4.1	5	28	.6
4-Book		6	25	.5	19	56	.2	2.5	35	106	.3	2.7	29	68	.2	2.4	11	26	1.2
KKBT-FM	SP '05	107	416	.9	88	222	.7	12.4	119	474	1.0	9.4	113	431	.9	9.7	68	273	8.6
4-Book		107	419	.9	84	283	.7	10.7	116	441	1.0	9.0	110	395	.9	9.2	72	305	7.9
KKLA-FM	SP '05	2	11	.2	1	3	.1		2	14	.2						1	7	.1
4-Book		2	11	.2	1	3	.1		3	8	.2						1	7	.1
KLAC-AM	SP '05	1	4	.1	2	4	.2		1	4	.1		2	7	.1		3	7	.3
4-Book		1	4	.1	2	4	.2		1	4	.1		2	7	.1		3	7	.3
KLAX-FM	SP '05	39	148	.3	16	82	.1	2.2	76	158	.6	6.0	58	148	.5	5.0	33	100	4.2
4-Book		23	97	.2	35	120	.3	4.4	42	130	.3	3.3	32	97	.3	2.7	26	75	2.9
KLOS-FM	SP '05	28	91	.2	11	28	.1	1.5	20	84	.2	1.6	25	91	.2	2.1	12	61	1.5
4-Book		23	90	.2	11	50	.1	1.3	24	114	.2	1.9	31	98	.2	2.5	17	78	1.8
KLSX-FM	SP '05	1	7	.1	4	15	.6		6	48	.5		15	47	.1	1.3	9	14	1.1
4-Book		1	7	.1	6	17	.8		6	33	.5		8	31	.1	.7	5	15	.5
KLTX-AM	SP '05	4	21	.4	8	21	.1	.9	1	18	.1		4	16	.3		3	16	.4
4-Book		4	21	.4	8	21	.1	.9	6	26	.1	.5	1	4	.1		1	4	.1
KLVE-FM	SP '05	41	83	.3	61	98	.5	8.6	59	179	.5	4.7	15	49	.1	1.3	8	33	1.0
4-Book		33	93	.3	49	104	.4	6.3	55	168	.5	4.3	29	82	.2	2.4	19	67	2.1
KLYY-FM	SP '05	7	64	.1	4	16	.6		18	48	.1	1.4	18	18	.1	1.5	7	18	.9
4-Book		11	47	.1	11	41	.1	1.4	27	84	.2	2.1	18	51	.1	1.5	9	36	1.0
KMXE-AM	SP '05	13	31	.1	10	15	.1	1.4	2	15	.2		13	31	.1	1.1	16	31	2.0
4-Book		**	**	**	**	**	**	**	**	**	**	**	**	**	**	**	**	**	**
KMZT-FM	SP '05	4	13	.1	1	16	.1		14	42	.1	1.1	12	28	.1	1.0	4	16	.5
4-Book		4	13	.1	2	13	.2		9	36	.1	.7	8	30	.1	.7	4	16	.5
KNX -AM	SP '05	1	12	.1	1	16	.1		9	9	.1		2	9	.2				
4-Book		1	9	.1	2	10	.2		1	6	.1		2	12	.2		4		
KOST-FM	SP '05	20	81	.2	16	51	.1	2.2	1	12	.1						10	16	1.3
4-Book		16	48	.2	11	40	.1	1.4	11	49	.1	.8	13	36	.1	1.1	7	25	.8
KPWR-FM	SP '05	237	830	1.9	94	284	.8	13.2	229	842	1.8	18.1	220	640	1.8	18.9	145	489	18.2
4-Book		240	844	1.9	108	409	.9	13.9	207	787	1.7	16.1	208	689	1.7	17.4	146	521	16.0
KRCD-FM	SP '05	3	16	.3	3	16	.4		3	16	.2						10	31	1.0
4-Book		11	38	.1	6	18	.7		10	35	.1	.8	5	11	.5		10	31	1.0
KRCV-FM	SP '05	5	18	.4	3	7	.4		8	21	.1	.6	5	14	.5		3	11	.3
4-Book		9	38	.1	3	7	.4		8	21	.1	.6	5	14	.5		3	11	.3

** Station(s) not reported this survey.

* Listener estimates adjusted for reported broadcast schedule.

+ Station(s) changed call letters - see Page 13.

4-Book: Avg. of current and previous 3 surveys.
2-Book: Avg. of most recent 2 surveys.

Target Listener Estimates

Target Listener Estimates - Men 12-24

Men 12-24																							
Saturday 7PM-MID				Sunday 6AM-10AM				Sunday 10AM-3PM				Sunday 3PM-7PM				Sunday 7PM-MID							
AQH (00)	Cume (00)	AQH Rtg	AQH Shr	AQH (00)	Cume (00)	AQH Rtg	AQH Shr	AQH (00)	Cume (00)	AQH Rtg	AQH Shr	AQH (00)	Cume (00)	AQH Rtg	AQH Shr	AQH (00)	Cume (00)	AQH Rtg	AQH Shr				
KRLA-AM																							
SP '05				3																			
4-Book				1 16 .4								4											
KROQ-FM																							
SP '05				57 218 .5 8.0				133 538 1.1 10.5				100 403 .8 8.6				95 443 .8 11.9							
4-Book				60 230 .5 7.6				147 502 1.2 11.4				125 463 1.0 10.4				123 470 1.0 13.3							
KRTH-FM																							
SP '05				5 69 .4				3 31 .2				16 64 .1 1.4				8 67 .1 1.0							
4-Book				19 95 .2 1.6				31 136 .2 2.4				29 99 .3 2.3				20 102 .2 2.1							
KSCA-FM																							
SP '05				9 63 .1 .8				40 137 .3 3.2				7 64 .1 .6				8 48 .1 1.0							
4-Book				25 93 .2 2.1				43 124 .4 3.4				26 91 .2 2.2				23 78 .2 2.4							
KSPN-AM																							
SP '05												2 18 .2											
4-Book				1 8 .1								1 5 .1											
KSSE-FM																							
SP '05				27 64 .2 2.4				41 167 .3 3.2				45 99 .4 3.9				17 66 .1 2.1							
4-Book				22 61 .2 1.9				38 129 .3 2.9				37 97 .3 3.1				23 76 .2 2.6							
+KTLK-AM																							
SP '05																							
4-Book				4																			
KTNQ-AM																							
SP '05								13 33 .1 1.0				14 32 .1 1.2											
4-Book				4				5 12 .4				5 11 .1 .4											
KTWV-FM																							
SP '05				16 22 .1 1.4				2 17 .2				19 30 .2 1.6				17 44 .1 2.1							
4-Book				10 28 .1 .8				7 38 .1 .6				10 29 .1 .9				10 35 .1 1.1							
KWIZ-FM																							
SP '05				3 15 .3				24 44 .2 1.9				7 29 .1 .6				3 15 .4							
4-Book				2 11 .2				5 26 .6				3 11 .3				2 8 .2							
KWVE-FM																							
SP '05				1 12 .1								3 26 .3				1 12 .1							
4-Book				3 5 21 .6				2 14 .2				3 20 .3				1 6 .1							
KXOL-FM																							
SP '05				25 100 .2 2.2				12 32 .1 1.7				47 153 .4 3.7				35 132 .3 3.0							
4-Book				18 66 .1 1.5				12 43 .1 1.6				22 83 .2 1.7				18 62 .1 1.5							
KYSR-FM																							
SP '05				28 132 .2 2.5				8 40 .1 1.1				10 89 .1 .8				17 83 .1 1.5							
4-Book				24 100 .2 2.1				8 34 .1 1.0				16 94 .1 1.2				19 82 .1 1.5							
KZLA-FM																							
SP '05				18 33 .1 1.6				7 20 .1 1.0				3 26 .2				21 47 .2 1.8							
4-Book				18 34 .1 1.5				13 38 .1 1.6				8 45 .1 .6				14 42 .1 1.1							
XTRA-AM																							
SP '05				3 14 .3																			
4-Book				1 4 .1				4															
KGGI-FM																							
SP '05				12 71 .1 1.1				1 8 .1				2 31 .2				6 38 .5							
4-Book				15 66 .1 1.3				3 13 .4				6 41 .1 .4				10 54 .1 .8							
KOLA-FM																							
SP '05				** ** ** *				** ** ** *				** ** ** *				** ** ** *							
4-Book				** ** ** *				** ** ** *				** ** ** *				** ** ** *							
TOTALS																							
SP '05				1123 3614 9.0				712 2022 5.7				1263 3790 10.1				1164 3236 9.3				795 2493 6.4			
4-Book				1168 3700 9.4				781 2316 6.3				1283 3851 10.3				1203 3406 9.6				920 2794 7.4			

** Station(s) not reported this survey. * Listener estimates adjusted for reported broadcast schedule. + Station(s) changed call letters - see Page 13. 4-Book: Avg. of current and previous 3 surveys. 2-Book: Avg. of most recent 2 surveys.

Target Listener Trends

Men 18-34																			
Monday-Sunday 6AM-MID				Monday-Friday 6AM-10AM				Monday-Friday 10AM-3PM				Monday-Friday 3PM-7PM				Monday-Friday 7PM-MID			
AQH (00)	Cume (00)	AQH Rtg	AQH Shr	AQH (00)	Cume (00)	AQH Rtg	AQH Shr	AQH (00)	Cume (00)	AQH Rtg	AQH Shr	AQH (00)	Cume (00)	AQH Rtg	AQH Shr	AQH (00)	Cume (00)	AQH Rtg	AQH Shr
KABC-AM																			
SP '05	8	205	.3	14	69	.1	.3	13	123	.1	.3	13	118	.1	.4				
WI '05	21	388	.1	34	168	.2	.8	40	186	.2	1.0	21	179	.1	.6	19	176	.1	1.3
FA '04	16	338	.1	9	121	.1	.2	42	183	.2	1.1	38	165	.2	1.1	1	35		.1
SU '04	19	343	.1	21	138	.1	.5	33	241	.2	.9	28	140	.2	.9	11	128	.1	.7
4-Book	16	319	.1	20	124	.1	.5	32	183	.2	.8	25	151	.2	.8	8	85	.1	.5
SP '04	23	417	.1	29	191	.2	.7	32	240	.2	.8	38	266	.2	1.1	21	105	.1	1.3
KAZN-AM																			
SP '05	1	44		5	44		.1											22	
WI '05	**	**	**	**	**	**	**	**	**	**	**	**	**	**	**	**	**	**	**
FA '04	**	**	**	**	**	**	**	**	**	**	**	**	**	**	**	**	**	**	**
SU '04	**	**	**	**	**	**	**	**	**	**	**	**	**	**	**	**	**	**	**
4-Book	**	**	**	**	**	**	**	**	**	**	**	**	**	**	**	**	**	**	**
SP '04	**	**	**	**	**	**	**	**	**	**	**	**	**	**	**	**	**	**	**
KBIG-FM																			
SP '05	44	1034	.3	54	368	.3	1.3	75	432	.4	1.9	69	575	.4	2.0	24	337	.1	1.7
WI '05	39	1054	.2	23	376	.1	.5	52	384	.3	1.3	57	494	.3	1.6	41	397	.2	2.8
FA '04	47	1131	.3	53	439	.3	1.3	81	522	.5	2.0	47	464	.3	1.3	24	280	.1	1.5
SU '04	54	1362	.3	70	506	.4	1.7	84	487	.5	2.2	65	531	.4	2.0	19	275	.1	1.2
4-Book	46	1145	.3	50	422	.3	1.2	73	456	.4	1.9	60	516	.4	1.7	27	322	.1	1.8
SP '04	46	1115	.3	54	383	.3	1.3	87	514	.5	2.2	53	483	.3	1.5	22	319	.1	1.4
KBUA-FM																			
SP '05	41	349	.2	75	301	.4	1.8	69	259	.4	1.8	32	213	.2	.9	12	97	.1	.9
WI '05	38	445	.2	67	326	.4	1.6	63	290	.4	1.6	38	241	.2	1.1	12	124	.1	.8
FA '04	22	249	.1	41	153	.2	1.0	41	136	.2	1.0	22	102	.1	.6	4	42		.3
SU '04	29	307	.2	41	188	.2	1.0	42	194	.3	1.1	28	176	.2	.9	9	73	.1	.6
4-Book	33	338	.2	56	242	.3	1.4	54	220	.3	1.4	30	183	.2	.9	9	84	.1	.7
SP '04	20	333	.1	33	159	.2	.8	24	144	.1	.6	21	144	.1	.6	6	57		.4
KBUE-FM																			
SP '05	157	2037	.9	219	1086	1.3	5.2	325	1339	1.9	8.3	163	1083	1.0	4.6	52	522	.3	3.7
WI '05	170	2201	1.0	255	1215	1.5	5.9	337	1552	2.0	8.5	171	1086	1.0	4.9	45	440	.3	3.1
FA '04	166	1980	1.0	207	1044	1.2	4.9	284	1190	1.7	7.1	186	970	1.1	5.2	64	487	.4	4.1
SU '04	173	1865	1.0	176	811	1.0	4.3	257	1110	1.5	6.7	205	1080	1.2	6.2	98	600	.6	6.2
4-Book	167	2021	1.0	214	1039	1.3	5.1	301	1298	1.8	7.7	181	1055	1.1	5.2	65	512	.4	4.3
SP '04	153	1861	.9	220	912	1.3	5.1	199	980	1.2	5.1	183	975	1.1	5.3	70	665	.4	4.4
KCBS-FM																			
SP '05	85	1701	.5	98	828	.6	2.3	144	897	.9	3.7	96	982	.6	2.7	25	529	.1	1.8
WI '05	33	1334	.2	31	456	.2	.7	54	664	.3	1.4	45	639	.3	1.3	23	385	.1	1.6
FA '04	62	1233	.4	55	424	.3	1.3	102	601	.6	2.6	80	613	.5	2.2	37	446	.2	2.4
SU '04	46	1439	.3	40	421	.2	1.0	79	658	.5	2.1	67	812	.4	2.0	25	375	.1	1.6
4-Book	57	1427	.4	56	532	.3	1.3	95	705	.6	2.5	72	762	.5	2.1	28	434	.1	1.9
SP '04	57	1564	.3	71	591	.4	1.6	73	689	.4	1.9	82	838	.5	2.4	40	562	.2	2.5
+KDAY-FM																			
SP '05	47	1263	.3	50	423	.3	1.2	60	654	.4	1.5	67	647	.4	1.9	31	367	.2	2.2
WI '05	66	1427	.4	61	648	.4	1.4	100	831	.6	2.5	87	797	.5	2.5	50	486	.3	3.4
FA '04	70	1144	.4	59	401	.4	1.4	86	602	.5	2.2	118	775	.7	3.3	49	493	.3	3.1
SU '04	36	550	.2	42	203	.3	1.0	41	225	.2	1.1	47	368	.3	1.4	22	222	.1	1.4
4-Book	55	1096	.3	53	419	.4	1.3	72	578	.4	1.8	80	647	.5	2.3	38	392	.2	2.5
SP '04	22	502	.1	18	175	.1	.4	30	207	.2	.8	28	208	.2	.8	14	134	.1	.9
KDLD-FM																			
SP '05	25	528	.1	39	263	.2	.9	46	280	.3	1.2	31	246	.2	.9	9	218	.1	.6
WI '05	20	427	.1	14	159	.1	.3	30	232	.2	.8	37	274	.2	1.1	7	133		.5
FA '04	20	415	.1	14	156	.1	.3	29	145	.2	.7	20	194	.1	.6	24	152	.1	1.5
SU '04	22	446	.1	19	218	.1	.5	34	234	.2	.9	44	282	.3	1.3	11	190	.1	.7
4-Book	22	454	.1	22	199	.1	.5	35	223	.2	.9	33	249	.2	1.0	13	173	.1	.8
SP '04	20	411	.1	7	81		.2	43	224	.3	1.1	30	247	.2	.9	14	134	.1	.9

** Station(s) not reported this survey.

* Listener estimates adjusted for reported broadcast schedule.

+ Station(s) changed call letters - see Page 13.

4-Book: Avg. of current and previous 3 surveys.
2-Book: Avg. of most recent 2 surveys.

Target Listener Trends

Men 18-34

	Monday-Sunday 6AM-MID				Monday-Friday 6AM-10AM				Monday-Friday 10AM-3PM				Monday-Friday 3PM-7PM				Monday-Friday 7PM-MID			
	AQH (00)	Cume (00)	AQH Rtg	AQH Shr	AQH (00)	Cume (00)	AQH Rtg	AQH Shr	AQH (00)	Cume (00)	AQH Rtg	AQH Shr	AQH (00)	Cume (00)	AQH Rtg	AQH Shr	AQH (00)	Cume (00)	AQH Rtg	AQH Shr
KDLE-FM																				
SP '05	12	238	.1	.4	13	58	.1	.3	24	141	.1	.6	20	154	.1	.6	4	111		.3
WI '05	20	400	.1	.7	11	191	.1	.3	37	169	.2	.9	37	187	.2	1.1	14	129	.1	1.0
FA '04	16	417	.1	.6	17	235	.1	.4	29	191	.2	.7	18	227	.1	.5	8	174		.5
SU '04	8	397		.3	4	102		.1	6	194		.2	11	232	.1	.3	6	98		.4
4-Book	14	363	.1	.5	11	147	.1	.3	24	174	.1	.6	22	200	.1	.6	8	128		.6
SP '04	29	593	.2	1.0	43	286	.3	1.0	64	345	.4	1.6	35	290	.2	1.0	9	199	.1	.6
KEBN-FM																				
SP '05	26	345	.2	.9	48	220	.3	1.1	51	159	.3	1.3	25	146	.1	.7	7	97		.5
WI '05	**	**	**	**	**	**	**	**	**	**	**	**	**	**	**	**	**	**	**	**
FA '04	**	**	**	**	**	**	**	**	**	**	**	**	**	**	**	**	**	**	**	**
SU '04	**	**	**	**	**	**	**	**	**	**	**	**	**	**	**	**	**	**	**	**
4-Book	**	**	**	**	**	**	**	**	**	**	**	**	**	**	**	**	**	**	**	**
SP '04	**	**	**	**	**	**	**	**	**	**	**	**	**	**	**	**	**	**	**	**
KFI -AM																				
SP '05	23	436	.1	.8	40	279	.2	1.0	20	212	.1	.5	44	276	.3	1.2	8	126		.6
WI '05	40	758	.2	1.4	82	375	.5	1.9	31	315	.2	.8	71	400	.4	2.0	26	163	.2	1.8
FA '04	41	675	.2	1.4	68	332	.4	1.6	52	248	.3	1.3	87	441	.5	2.4	19	211	.1	1.2
SU '04	48	755	.3	1.7	68	425	.4	1.7	47	275	.3	1.2	100	468	.6	3.0	29	230	.2	1.8
4-Book	38	656	.2	1.3	65	353	.4	1.6	38	263	.2	1.0	76	396	.5	2.2	21	183	.1	1.4
SP '04	43	813	.3	1.5	58	464	.3	1.3	34	294	.2	.9	63	400	.4	1.8	45	364	.3	2.8
KFSH-FM																				
SP '05	9	332	.1	.3	13	166	.1	.3	6	100		.2	15	180	.1	.4	7	117		.5
WI '05	16	340	.1	.6	24	165	.1	.6	28	180	.2	.7	13	202	.1	.4	8	120		.5
FA '04	13	328	.1	.4	8	139		.2	20	149	.1	.5	20	173	.1	.6	5	112		.3
SU '04	25	391	.1	.9	42	249	.3	1.0	34	198	.2	.9	20	197	.1	.6	4	107		.3
4-Book	16	348	.1	.6	22	180	.1	.5	22	157	.1	.6	17	188	.1	.5	6	114		.4
SP '04	20	389	.1	.7	17	160	.1	.4	40	226	.2	1.0	20	187	.1	.6	8	134		.5
KFWB-AM																				
SP '05	22	593	.1	.8	35	304	.2	.8	24	176	.1	.6	33	287	.2	.9	24	204	.1	1.7
WI '05	12	565	.1	.4	31	292	.2	.7	11	105	.1	.3	19	285	.1	.5	3	107		.2
FA '04	12	565	.1	.4	20	293	.1	.5	4	180		.1	23	245	.1	.6	13	144	.1	.8
SU '04	19	763	.1	.7	20	198	.1	.5	13	212	.1	.3	28	348	.2	.9	25	290	.1	1.6
4-Book	16	622	.1	.6	27	272	.2	.6	13	168	.1	.3	26	291	.2	.7	16	186	.1	1.1
SP '04	9	475	.1	.3	16	210	.1	.4	3	83		.1	8	196		.2	11	162	.1	.7
KHHT-FM																				
SP '05	66	1518	.4	2.4	57	614	.3	1.4	71	623	.4	1.8	75	667	.4	2.1	65	701	.4	4.6
WI '05	64	1696	.4	2.2	67	577	.4	1.6	64	647	.4	1.6	72	690	.4	2.1	54	617	.3	3.7
FA '04	62	1473	.4	2.1	52	560	.3	1.2	66	552	.4	1.7	72	635	.4	2.0	83	556	.5	5.3
SU '04	55	1470	.3	2.0	42	455	.3	1.0	51	581	.3	1.3	67	676	.4	2.0	52	571	.3	3.3
4-Book	62	1539	.4	2.2	55	552	.3	1.3	63	601	.4	1.6	72	667	.4	2.1	64	611	.4	4.2
SP '04	69	1801	.4	2.4	58	599	.3	1.3	92	690	.5	2.4	62	727	.4	1.8	76	682	.5	4.8
KHJ -AM																				
SP '05	11	414	.1	.4	7	92		.2	22	244	.1	.6	18	137	.1	.5	4	76		.3
WI '05	25	453	.1	.9	40	222	.2	.9	43	289	.3	1.1	25	162	.1	.7	11	95	.1	.7
FA '04	14	384	.1	.5	15	78	.1	.4	26	193	.2	.7	22	190	.1	.6	2	17		.1
SU '04	7	190		.3	9	49	.1	.2	9	79	.1	.2	17	113	.1	.5	3	29		.2
4-Book	14	360	.1	.5	18	110	.1	.4	25	201	.2	.7	21	151	.1	.6	5	54		.3
SP '04	20	424	.1	.7	44	130	.3	1.0	31	234	.2	.8	15	96	.1	.4	8	49		.5
KIIS-FM																				
SP '05	87	2782	.5	3.1	116	1051	.7	2.8	119	1349	.7	3.1	102	1235	.6	2.9	61	837	.4	4.3
WI '05	127	3156	.8	4.4	183	1649	1.1	4.2	180	1447	1.1	4.5	158	1510	.9	4.5	74	988	.4	5.0
FA '04	105	2839	.6	3.6	131	1297	.8	3.1	134	1421	.8	3.4	135	1405	.8	3.8	80	833	.5	5.1
SU '04	125	3199	.7	4.5	148	1244	.9	3.6	176	1656	1.0	4.6	152	1546	.9	4.6	85	1031	.5	5.4
4-Book	111	2994	.7	3.9	145	1310	.9	3.4	152	1468	.9	3.9	137	1424	.8	4.0	75	922	.5	5.0
SP '04	78	2638	.5	2.7	101	1148	.6	2.3	116	1144	.7	3.0	103	1230	.6	3.0	35	804	.2	2.2

Target Listener Trends - Men 18-34

** Station(s) not reported this survey.

* Listener estimates adjusted for reported broadcast schedule.

+ Station(s) changed call letters - see Page 13.

4-Book: Avg. of current and previous 3 surveys.
2-Book: Avg. of most recent 2 surveys.

Target Listener Trends

Men 18-34																				
Monday-Sunday 6AM-MID				Monday-Friday 6AM-10AM				Monday-Friday 10AM-3PM				Monday-Friday 3PM-7PM				Monday-Friday 7PM-MID				
AQH (00)	Cume (00)	AQH Rtg	AQH Shr	AQH (00)	Cume (00)	AQH Rtg	AQH Shr	AQH (00)	Cume (00)	AQH Rtg	AQH Shr	AQH (00)	Cume (00)	AQH Rtg	AQH Shr	AQH (00)	Cume (00)	AQH Rtg	AQH Shr	
KVVS-FM																				
SP '05	4	97	.1	.1	1	31		1	39			7	27	.2		3	28		.2	
WI '05	2	71	.1	.1	3	41	.1	1	41			5	60	.1						
FA '04	2	52	.1	.1	3	35	.1	2	24		.1	2	23	.1		2	28		.1	
SU '04	4	53	.1	.1	1	10		1	26			3	10	.1		7	37		.4	
4-Book	3	68	.1	.1	2	29	.1	1	33			4	30	.1		3	23		.2	
SP '04	4	92	.1	.1	2	15		4	43		.1	9	79	.1	.3	3	30		.2	
KJLH-FM																				
SP '05	22	472	.1	.8	23	175	.1	.6	17	169	.1	.4	20	173	.1	.6	13	148	.1	.9
WI '05	16	592	.1	.6	14	180	.1	.3	18	239	.1	.5	17	226	.1	.5	8	85		.5
FA '04	21	530	.1	.7	23	195	.1	.5	23	165	.1	.6	19	206	.1	.5	19	191	.1	1.2
SU '04	21	409	.1	.8	27	235	.2	.7	23	213	.1	.6	18	143	.1	.5	21	215	.1	1.3
4-Book	20	501	.1	.7	22	196	.1	.5	20	197	.1	.5	19	187	.1	.5	15	160	.1	1.0
SP '04	22	452	.1	.8	23	178	.1	.5	14	148	.1	.4	21	231	.1	.6	21	173	.1	1.3
KKBT-FM																				
SP '05	105	2406	.6	3.8	125	1066	.7	3.0	114	1284	.7	2.9	122	1357	.7	3.5	84	882	.5	6.0
WI '05	101	2859	.6	3.5	152	1072	.9	3.5	111	1232	.7	2.8	114	1517	.7	3.3	65	828	.4	4.4
FA '04	111	2608	.7	3.8	152	1180	.9	3.6	127	1299	.8	3.2	155	1520	.9	4.3	68	882	.4	4.3
SU '04	123	2779	.7	4.4	192	1328	1.1	4.7	144	1349	.9	3.8	151	1474	.9	4.6	86	959	.5	5.4
4-Book	110	2663	.7	3.9	155	1162	.9	3.7	124	1291	.8	3.2	136	1467	.8	3.9	76	888	.5	5.0
SP '04	100	2747	.6	3.5	149	1062	.9	3.5	113	1243	.7	2.9	125	1232	.7	3.6	61	859	.4	3.9
KKLA-FM																				
SP '05	3	58	.1		2	45			5	58	.1		3	31	.1		4	28		.3
WI '05	5	137	.2		8	67	.2		7	67	.2		5	50	.1		4	41		.3
FA '04	2	77	.1		1	31			1	13			7	30	.2		1	31		.1
SU '04	11	172	.1	.4	17	64	.1	.4	11	67	.1	.3	21	81	.1	.6	12	30	.1	.8
4-Book	5	111	.2	.2	7	52	.2	.2	6	51	.2	.2	9	48	.3	.3	5	33		.4
SP '04	7	240	.2		15	120	.1	.3	10	123	.1	.3	4	61	.1		3	50		.2
KLAC-AM																				
SP '05	13	352	.1	.5	23	141	.1	.6	7	112	.2		24	164	.1	.7	10	141	.1	.7
WI '05	32	467	.2	1.1	31	239	.2	.7	77	250	.5	1.9	35	241	.2	1.0	20	185	.1	1.4
FA '04	7	337	.2		9	73	.1	.2	1	73			8	70	.2		11	126	.1	.7
SU '04	4	170	.1			36			2	32	.1		10	119	.1	.3	4	52		.3
4-Book	14	332	.1	.5	16	122	.1	.4	22	117	.1	.6	19	149	.1	.6	11	126	.1	.8
SP '04	13	462	.1	.5	9	58	.1	.2	10	66	.1	.3	14	162	.1	.4	21	261	.1	1.3
KLAX-FM																				
SP '05	160	2064	1.0	5.7	320	1200	1.9	7.7	228	1186	1.4	5.8	143	791	.9	4.0	28	393	.2	2.0
WI '05	125	2173	.7	4.4	260	1214	1.5	6.0	174	1101	1.0	4.4	98	888	.6	2.8	38	458	.2	2.6
FA '04	158	2231	.9	5.4	314	1231	1.9	7.5	233	1378	1.4	5.8	113	874	.7	3.2	44	452	.3	2.8
SU '04	191	2279	1.1	6.8	441	1503	2.6	10.8	266	1313	1.6	7.0	175	1060	1.0	5.3	35	409	.2	2.2
4-Book	159	2187	.9	5.6	334	1287	2.0	8.0	225	1245	1.4	5.8	132	903	.8	3.8	36	428	.2	2.4
SP '04	191	2307	1.1	6.7	387	1453	2.3	9.0	240	1337	1.4	6.2	193	1098	1.2	5.6	47	456	.3	3.0
KLOS-FM																				
SP '05	36	1340	.2	1.3	59	591	.4	1.4	57	472	.3	1.5	46	577	.3	1.3	17	282	.1	1.2
WI '05	49	1385	.3	1.7	88	623	.5	2.0	55	544	.3	1.4	63	697	.4	1.8	18	319	.1	1.2
FA '04	57	1279	.3	2.0	79	468	.5	1.9	86	526	.5	2.2	79	708	.5	2.2	18	353	.1	1.1
SU '04	61	1696	.4	2.2	62	560	.4	1.5	83	749	.5	2.2	78	989	.5	2.4	36	445	.2	2.3
4-Book	51	1425	.3	1.8	72	561	.5	1.7	70	573	.4	1.8	67	743	.4	1.9	22	350	.1	1.5
SP '04	71	1709	.4	2.5	98	719	.6	2.3	110	723	.7	2.8	100	915	.6	2.9	35	445	.2	2.2
KLTX-FM																				
SP '05	87	1363	.5	3.1	214	909	1.3	5.1	137	674	.8	3.5	123	679	.7	3.5	18	260	.1	1.3
WI '05	116	1784	.7	4.1	297	1316	1.8	6.9	129	816	.8	3.3	175	898	1.0	5.0	36	361	.2	2.4
FA '04	140	1484	.8	4.8	328	997	2.0	7.8	226	854	1.3	5.7	210	873	1.2	5.9	14	215	.1	.9
SU '04	128	1596	.8	4.6	354	1091	2.1	8.7	202	829	1.2	5.3	148	866	.9	4.5	18	233	.1	1.1
4-Book	118	1557	.7	4.2	298	1078	1.8	7.1	174	793	1.0	4.5	164	829	1.0	4.7	22	267	.1	1.4
SP '04	149	1836	.9	5.2	400	1260	2.4	9.3	187	903	1.1	4.8	234	1053	1.4	6.8	39	458	.2	2.5

** Station(s) not reported this survey.

* Listener estimates adjusted for reported broadcast schedule.

+ Station(s) changed call letters - see Page 13.

4-Book: Avg. of current and previous 3 surveys.
2-Book: Avg. of most recent 2 surveys.

Target Listener Trends

Target Listener Trends - Men 18-34

Men 18-34																				
Monday-Sunday 6AM-MID				Monday-Friday 6AM-10AM				Monday-Friday 10AM-3PM				Monday-Friday 3PM-7PM				Monday-Friday 7PM-MID				
AQH (00)	Cume (00)	AQH Rtg	AQH Shr	AQH (00)	Cume (00)	AQH Rtg	AQH Shr	AQH (00)	Cume (00)	AQH Rtg	AQH Shr	AQH (00)	Cume (00)	AQH Rtg	AQH Shr	AQH (00)	Cume (00)	AQH Rtg	AQH Shr	
KLTX-AM																				
SP '05	18	131	.1	.6	33	100	.2	.8	32	69	.2	.8	15	69	.1	.4	5	46	.4	
WI '05	8	252		.3	17	89	.1	.4	8	43		.2	10	91	.1	.3	3	43	.2	
FA '04	16	172	.1	.6	20	93	.1	.5	34	125	.2	.9	17	93	.1	.5	7	75	.4	
SU '04	33	134	.2	1.2	53	118	.3	1.3	48	91	.3	1.3	33	78	.2	1.0	16	45	1.0	
4-Book	19	172	.1	.7	31	100	.2	.8	31	82	.2	.8	19	83	.1	.6	8	52	.5	
SP '04	16	120	.1	.6	32	71	.2	.7	23	102	.1	.6	7	69		.2	4	87	.3	
KLVE-FM																				
SP '05	130	1881	.8	4.7	201	813	1.2	4.8	156	802	.9	4.0	147	864	.9	4.2	76	581	.5	
WI '05	113	2384	.7	4.0	120	932	.7	2.8	162	1142	1.0	4.1	139	965	.8	4.0	76	809	.5	
FA '04	129	2246	.8	4.4	133	967	.8	3.2	171	1148	1.0	4.3	155	970	.9	4.3	88	797	.5	
SU '04	102	1891	.6	3.7	126	716	.8	3.1	135	903	.8	3.5	101	689	.6	3.1	72	620	.4	
4-Book	119	2101	.7	4.2	145	857	.9	3.5	156	999	.9	4.0	136	872	.8	3.9	78	702	.5	
SP '04	96	1658	.6	3.4	115	616	.7	2.7	113	746	.7	2.9	90	775	.5	2.6	96	611	.6	
KLYY-FM																				
SP '05	73	1219	.4	2.6	96	480	.6	2.3	128	708	.8	3.3	126	586	.7	3.6	15	186	.1	
WI '05	98	1332	.6	3.4	100	562	.6	2.3	135	720	.8	3.4	137	633	.8	3.9	57	375	.3	
FA '04	75	1332	.4	2.6	66	513	.4	1.6	121	763	.7	3.0	118	753	.7	3.3	36	437	.2	
SU '04	50	797	.3	1.8	51	348	.3	1.2	98	435	.6	2.6	66	378	.4	2.0	23	205	.1	
4-Book	74	1170	.4	2.6	78	476	.5	1.9	121	657	.7	3.1	112	588	.7	3.2	33	301	.2	
SP '04	66	1031	.4	2.3	63	382	.4	1.5	117	536	.7	3.0	60	422	.4	1.7	33	270	.2	
KMXE-AM																				
SP '05	17	183	.1	.6	2	15			44	136	.3	1.1	26	153	.2	.7	10	16	.1	
WI '05	6	126		.2	1	29			12	79	.1	.3	18	64	.1	.5	2	30	.1	
FA '04	**	**	**	**	**	**	**	**	**	**	**	**	**	**	**	**	**	**	**	**
SU '04	7	115		.3	3	35		.1	11	65	.1	.3	18	82	.1	.5	5	32	.3	
4-Book	**	**	**	**	**	**	**	**	**	**	**	**	**	**	**	**	**	**	**	
SP '04	30	221	.2	1.1	30	69	.2	.7	45	145	.3	1.2	62	188	.4	1.8	19	98	.1	
KMZT-FM																				
SP '05	9	365	.1	.3	14	123	.1	.3	7	112		.2	17	186	.1	.5	4	81	.3	
WI '05	8	303		.3	13	98		.3	16	85	.1	.4	8	83		.2	3	55	.2	
FA '04	16	412	.1	.6	14	149	.1	.3	18	192	.1	.5	22	201	.1	.6	11	159	.1	
SU '04	13	470	.1	.5	18	150	.1	.4	15	149	.1	.4	10	197	.1	.3	15	199	.1	
4-Book	12	388	.1	.4	15	130	.1	.3	14	135	.1	.4	14	167	.1	.4	8	124	.1	
SP '04	8	393		.3	2	62			9	132	.1	.2	9	172	.1	.3	5	136	.3	
KNX -AM																				
SP '05	12	457	.1	.4	25	241	.1	.6	12	179	.1	.3	20	246	.1	.6	6	178	.4	
WI '05	24	617	.1	.8	52	410	.3	1.2	24	242	.1	.6	35	242	.2	1.0	15	141	.1	
FA '04	10	520	.1	.3	21	244	.1	.5	12	240	.1	.3	15	222	.1	.4	3	42	.2	
SU '04	6	376		.2	16	173	.1	.4	5	108		.1	12	186	.1	.4	1	74	.1	
4-Book	13	493	.1	.4	29	267	.2	.7	13	192	.1	.3	21	224	.1	.6	6	109	.4	
SP '04	18	652	.1	.6	54	388	.3	1.3	14	153	.1	.4	15	227	.1	.4	5	133	.3	
KOST-FM																				
SP '05	39	995	.2	1.4	47	334	.3	1.1	59	350	.4	1.5	56	400	.3	1.6	22	257	.1	
WI '05	58	1417	.3	2.0	44	514	.3	1.0	76	572	.5	1.9	81	585	.5	2.3	43	419	.3	
FA '04	41	1027	.2	1.4	55	383	.3	1.3	71	434	.4	1.8	50	480	.3	1.4	32	373	.2	
SU '04	31	974	.2	1.1	37	257	.2	.9	47	329	.3	1.2	34	335	.2	1.0	18	384	.1	
4-Book	42	1103	.2	1.5	46	372	.3	1.1	63	421	.4	1.6	55	450	.3	1.6	29	358	.2	
SP '04	67	1188	.4	2.3	86	483	.5	2.0	105	476	.6	2.7	75	557	.4	2.2	35	442	.2	
KPWR-FM																				
SP '05	236	4302	1.4	8.4	328	2284	2.0	7.9	280	2370	1.7	7.2	344	2399	2.0	9.7	125	1307	.7	
WI '05	230	4966	1.4	8.0	336	2431	2.0	7.8	271	2574	1.6	6.8	319	2950	1.9	9.1	119	1732	.7	
FA '04	267	4623	1.6	9.2	377	2220	2.2	9.0	317	2256	1.9	7.9	394	2877	2.3	11.0	164	1892	1.0	
SU '04	270	4499	1.6	9.7	356	2321	2.1	8.7	354	2531	2.1	9.3	308	2417	1.8	9.4	195	1801	1.2	
4-Book	251	4598	1.5	8.8	349	2314	2.1	8.4	306	2433	1.8	7.8	341	2661	2.0	9.8	151	1683	.9	
SP '04	287	4864	1.7	10.0	431	2893	2.6	10.0	382	2775	2.3	9.8	386	2884	2.3	11.2	152	1755	.9	

** Station(s) not reported this survey.

* Listener estimates adjusted for reported broadcast schedule.

+ Station(s) changed call letters - see Page 13.

4-Book: Avg. of current and previous 3 surveys.
2-Book: Avg. of most recent 2 surveys.

Target Listener Trends

Men 18-34																				
Monday-Sunday 6AM-MID				Monday-Friday 6AM-10AM				Monday-Friday 10AM-3PM				Monday-Friday 3PM-7PM				Monday-Friday 7PM-MID				
AQH (00)	Cume (00)	AQH Rtg	AQH Shr	AQH (00)	Cume (00)	AQH Rtg	AQH Shr	AQH (00)	Cume (00)	AQH Rtg	AQH Shr	AQH (00)	Cume (00)	AQH Rtg	AQH Shr	AQH (00)	Cume (00)	AQH Rtg	AQH Shr	
KRCD-FM																				
SP '05	33	761	.2	1.2	29	203	.2	.7	39	329	.2	1.0	47	386	.3	1.3	39	279	.2	2.8
WI '05	32	835	.2	1.1	30	331	.2	.7	47	334	.3	1.2	38	369	.2	1.1	35	305	.2	2.4
FA '04	42	760	.2	1.4	38	318	.2	.9	56	333	.3	1.4	29	321	.2	.8	50	271	.3	3.2
SU '04	58	598	.3	2.1	60	230	.4	1.5	93	341	.6	2.4	62	303	.4	1.9	44	264	.3	2.8
4-Book	41	739	.2	1.5	39	271	.3	1.0	59	334	.4	1.5	44	345	.3	1.3	42	280	.3	2.8
SP '04	55	836	.3	1.9	63	272	.4	1.5	86	463	.5	2.2	69	391	.4	2.0	26	234	.2	1.6
KRCV-FM																				
SP '05	32	524	.2	1.1	35	198	.2	.8	43	309	.3	1.1	53	335	.3	1.5	24	167	.1	1.7
WI '05	40	596	.2	1.4	72	298	.4	1.7	34	277	.2	.9	38	277	.2	1.1	32	203	.2	2.2
FA '04	36	539	.2	1.2	40	219	.2	1.0	58	234	.3	1.5	40	303	.2	1.1	11	158	.1	.7
SU '04	19	383	.1	.7	22	161	.1	.5	11	94	.1	.3	20	160	.1	.6	26	145	.2	1.6
4-Book	32	511	.2	1.1	42	219	.2	1.0	37	229	.2	1.0	38	269	.2	1.1	23	168	.2	1.6
SP '04	26	301	.2	.9	21	138	.1	.5	36	153	.2	.9	32	102	.2	.9	19	116	.1	1.2
KRLA-AM																				
SP '05	3	111	.1	.1	3	50	.1	.1	5	44	.1	.1	9	89	.1	.3	2	16	.1	.1
WI '05	3	96	.1	.1	12	63	.1	.3	3	27	.1	.1	2	49	.1	.1	1	36	.1	.1
FA '04	8	177	.3	.3	23	133	.1	.5	20	88	.1	.5	4	49	.1	.1	1	36	.1	.1
SU '04	6	140	.2	.2	4	46	.1	.1	17	74	.1	.4	7	50	.2	.2	1	54	.1	.1
4-Book	5	131	.2	.2	11	73	.1	.3	11	58	.1	.3	6	59	.2	.2	1	27	.1	.1
SP '04	21	222	.1	.7	34	159	.2	.8	49	152	.3	1.3	22	112	.1	.6	9	82	.1	.6
KROQ-FM																				
SP '05	214	3752	1.3	7.7	305	2064	1.8	7.3	244	1837	1.5	6.3	279	2008	1.7	7.9	145	1501	.9	10.3
WI '05	243	4109	1.4	8.5	370	2228	2.2	8.6	362	2150	2.2	9.1	284	2120	1.7	8.1	133	1334	.8	9.0
FA '04	234	4227	1.4	8.1	420	2269	2.5	10.0	275	2073	1.6	6.9	269	2199	1.6	7.5	148	1626	.9	9.4
SU '04	208	4437	1.2	7.5	333	2356	2.0	8.2	247	2215	1.5	6.5	268	2502	1.6	8.1	162	1745	1.0	10.2
4-Book	225	4131	1.3	8.0	357	2229	2.1	8.5	282	2069	1.7	7.2	275	2207	1.7	7.9	147	1552	.9	9.7
SP '04	304	4729	1.8	10.6	440	2761	2.6	10.2	410	2552	2.4	10.6	339	2679	2.0	9.9	240	2030	1.4	15.2
KRTH-FM																				
SP '05	49	1291	.3	1.8	41	453	.2	1.0	77	619	.5	2.0	66	601	.4	1.9	41	368	.2	2.9
WI '05	44	1196	.3	1.5	52	417	.3	1.2	61	538	.4	1.5	66	566	.4	1.9	14	218	.1	1.0
FA '04	47	1199	.3	1.6	52	449	.3	1.2	50	456	.3	1.3	60	608	.4	1.7	37	391	.2	2.4
SU '04	42	1355	.3	1.5	33	361	.2	.8	73	594	.4	1.9	43	574	.3	1.3	25	355	.1	1.6
4-Book	46	1260	.3	1.6	45	420	.3	1.1	65	552	.4	1.7	59	587	.4	1.7	29	333	.2	2.0
SP '04	47	1396	.3	1.6	56	585	.3	1.3	59	556	.4	1.5	54	502	.3	1.6	39	404	.2	2.5
KSCA-FM																				
SP '05	231	2369	1.4	8.3	568	1714	3.4	13.6	296	1337	1.8	7.6	221	1034	1.3	6.3	55	531	.3	3.9
WI '05	181	2284	1.1	6.3	436	1374	2.6	10.1	204	1188	1.2	5.1	173	1067	1.0	4.9	37	414	.2	2.5
FA '04	184	2206	1.1	6.3	463	1485	2.8	11.0	233	1311	1.4	5.8	125	873	.7	3.5	44	424	.3	2.8
SU '04	145	1705	.9	5.2	356	1076	2.1	8.7	199	1111	1.2	5.2	72	560	.4	2.2	32	401	.2	2.0
4-Book	185	2141	1.1	6.5	456	1412	2.7	10.9	233	1237	1.4	5.9	148	884	.9	4.2	42	443	.3	2.8
SP '04	75	1252	.4	2.6	160	700	1.0	3.7	96	669	.6	2.5	54	499	.3	1.6	24	275	.1	1.5
KSPN-AM																				
SP '05	16	434	.1	.6	19	159	.1	.5	25	133	.1	.6	17	196	.1	.5	12	127	.1	.9
WI '05	15	430	.1	.5	19	178	.1	.4	26	193	.2	.7	24	267	.1	.7	6	106	.1	.4
FA '04	26	668	.2	.9	30	298	.2	.7	42	281	.2	1.1	32	418	.2	.9	12	220	.1	.8
SU '04	18	477	.1	.6	12	161	.1	.3	41	181	.2	1.1	13	222	.1	.4	10	112	.1	.6
4-Book	19	502	.1	.7	20	199	.1	.5	34	197	.2	.9	22	276	.1	.6	10	141	.1	.7
SP '04	12	486	.1	.4	15	137	.1	.3	9	173	.1	.2	25	281	.1	.7	4	59	.1	.3
KSSE-FM																				
SP '05	125	1849	.7	4.5	228	1069	1.4	5.5	153	954	.9	3.9	147	856	.9	4.2	49	292	.3	3.5
WI '05	99	1518	.6	3.5	203	871	1.2	4.7	145	782	.9	3.7	96	634	.6	2.7	27	407	.2	1.8
FA '04	113	1844	.7	3.9	191	925	1.1	4.5	158	970	.9	4.0	106	883	.6	3.0	67	573	.4	4.3
SU '04	100	1575	.6	3.6	166	759	1.0	4.1	134	756	.8	3.5	120	760	.7	3.6	44	494	.3	2.8
4-Book	109	1697	.7	3.9	197	906	1.2	4.7	148	866	.9	3.8	117	783	.7	3.4	47	442	.3	3.1
SP '04	103	1652	.6	3.6	253	943	1.5	5.9	119	758	.7	3.1	86	658	.5	2.5	47	454	.3	3.0

** Station(s) not reported this survey.

* Listener estimates adjusted for reported broadcast schedule.

+ Station(s) changed call letters - see Page 13.

4-Book: Avg. of current and previous 3 surveys.
2-Book: Avg. of most recent 2 surveys.

Target Listener Trends

Men 18-34

	Monday-Sunday 6AM-MID				Monday-Friday 6AM-10AM				Monday-Friday 10AM-3PM				Monday-Friday 3PM-7PM				Monday-Friday 7PM-MID			
	AQH (00)	Cume (00)	AQH Rtg	AQH Shr	AQH (00)	Cume (00)	AQH Rtg	AQH Shr	AQH (00)	Cume (00)	AQH Rtg	AQH Shr	AQH (00)	Cume (00)	AQH Rtg	AQH Shr	AQH (00)	Cume (00)	AQH Rtg	AQH Shr
+KTLK-AM																				
SP '05	3	163	.1	.1	3	76	.1	.1	2	50	.1	.1	4	53	.1	.1	3	56	.2	.2
WI '05	10	179	.1	.3	7	114	.2	.2	20	94	.1	.5	20	124	.1	.6	6	43	.4	.4
FA '04	21	436	.1	.7	13	109	.1	.3	51	256	.3	1.3	22	225	.1	.6	6	89	.4	.4
SU '04	14	357	.1	.5	15	169	.1	.4	33	199	.2	.9	17	153	.1	.5	4	118	.3	.3
4-Book	12	284	.1	.4	10	117	.1	.3	27	150	.2	.7	16	139	.1	.5	5	77	.3	.3
SP '04	16	383	.1	.6	13	220	.1	.3	42	240	.3	1.1	20	252	.1	.6	9	74	.1	.6
KTNQ-AM																				
SP '05	32	520	.2	1.1	12	85	.1	.3	56	323	.3	1.4	75	312	.4	2.1	19	122	.1	1.4
WI '05	18	345	.1	.6	15	73	.1	.3	30	203	.2	.8	56	201	.3	1.6	2	51	.1	.1
FA '04	9	293	.1	.3	1	14			18	170	.1	.5	23	157	.1	.6	2	48	.1	.1
SU '04	12	210	.1	.4	14	35	.1	.3	7	53	.2	.2	30	106	.2	.9	7	33	.4	.4
4-Book	18	342	.1	.6	11	52	.1	.2	28	187	.2	.7	46	194	.3	1.3	8	64	.5	.5
SP '04	**	**	**	**	**	**	**	**	**	**	**	**	**	**	**	**	**	**	**	**
KTWV-FM																				
SP '05	31	620	.2	1.1	43	274	.3	1.0	51	292	.3	1.3	28	198	.2	.8	21	162	.1	1.5
WI '05	21	653	.1	.7	23	301	.1	.5	33	277	.2	.8	20	207	.1	.6	18	177	.1	1.2
FA '04	17	567	.1	.6	11	162	.1	.3	37	287	.2	.9	23	232	.1	.6	12	152	.1	.8
SU '04	23	514	.1	.8	27	262	.2	.7	44	240	.3	1.2	29	269	.2	.9	7	125	.4	.4
4-Book	23	589	.1	.8	26	250	.2	.6	41	274	.3	1.1	25	227	.2	.7	15	154	.1	1.0
SP '04	23	529	.1	.8	24	158	.1	.6	33	215	.2	.9	31	250	.2	.9	8	168	.5	.5
KWIZ-FM																				
SP '05	30	542	.2	1.1	27	215	.2	.6	33	310	.2	.8	43	280	.3	1.2	26	213	.2	1.8
WI '05	24	686	.1	.8	40	226	.2	.9	33	293	.2	.8	21	259	.1	.6	12	100	.1	.8
FA '04	29	487	.2	1.0	21	183	.1	.5	42	307	.2	1.1	47	278	.3	1.3	22	178	.1	1.4
SU '04	37	502	.2	1.3	52	213	.3	1.3	62	251	.4	1.6	42	265	.3	1.3	9	115	.1	.6
4-Book	30	554	.2	1.1	35	209	.2	.8	43	290	.3	1.1	38	271	.3	1.1	17	152	.1	1.2
SP '04	19	447	.1	.7	16	144	.1	.4	39	167	.2	1.0	12	121	.1	.3	13	101	.1	.8
KWVE-FM																				
SP '05	7	166	.1	.3	5	36	.1	.1	5	49	.1	.1	12	71	.1	.3	7	73	.5	.5
WI '05	15	149	.1	.5	19	96	.1	.4	32	103	.2	.8	22	47	.1	.6	1	29	.1	.1
FA '04	11	273	.1	.4	12	117	.1	.3	2	66	.1	.1	7	107	.2	.2	19	86	.1	1.2
SU '04	8	166	.1	.3	16	148	.1	.4	8	114	.2	.2	6	88	.2	.2	13	81	.1	.8
4-Book	10	189	.1	.4	13	99	.1	.3	12	83	.1	.3	12	78	.1	.3	10	67	.1	.7
SP '04	16	204	.1	.6	27	136	.2	.6	24	126	.1	.6	20	128	.1	.6	6	71	.4	.4
KXOL-FM																				
SP '05	70	1226	.4	2.5	57	403	.3	1.4	104	595	.6	2.7	108	618	.6	3.1	41	369	.2	2.9
WI '05	86	1275	.5	3.0	92	544	.5	2.1	146	683	.9	3.7	100	635	.6	2.9	35	288	.2	2.4
FA '04	47	995	.3	1.6	44	369	.3	1.0	78	542	.5	2.0	51	444	.3	1.4	23	296	.1	1.5
SU '04	29	596	.2	1.0	25	232	.1	.6	43	301	.3	1.1	34	218	.2	1.0	23	220	.1	1.5
4-Book	58	1023	.4	2.0	55	387	.3	1.3	93	530	.6	2.4	73	479	.4	2.1	31	293	.2	2.1
SP '04	38	941	.2	1.3	65	295	.4	1.5	37	407	.2	1.0	46	386	.3	1.3	17	267	.1	1.1
KYSR-FM																				
SP '05	37	1297	.2	1.3	56	475	.3	1.3	36	484	.2	.9	41	535	.2	1.2	28	359	.2	2.0
WI '05	45	1630	.3	1.6	40	673	.2	.9	63	605	.4	1.6	55	705	.3	1.6	24	509	.1	1.6
FA '04	32	1417	.2	1.1	65	591	.4	1.5	32	551	.2	.8	35	533	.2	1.0	11	291	.1	.7
SU '04	53	1718	.3	1.9	54	616	.3	1.3	80	744	.5	2.1	79	841	.5	2.4	22	392	.1	1.4
4-Book	42	1516	.3	1.5	54	589	.3	1.3	53	596	.3	1.4	53	654	.3	1.6	21	388	.1	1.4
SP '04	50	1596	.3	1.8	92	532	.5	2.1	65	580	.4	1.7	66	674	.4	1.9	17	376	.1	1.1
KZLA-FM																				
SP '05	20	519	.1	.7	19	177	.1	.5	31	236	.2	.8	30	222	.2	.8	14	235	.1	1.0
WI '05	9	469	.1	.3	8	151	.2	.2	9	210	.1	.2	19	269	.1	.5	7	116	.5	.5
FA '04	30	390	.2	1.0	36	199	.2	.9	53	240	.3	1.3	41	168	.2	1.1	16	101	.1	1.0
SU '04	37	577	.2	1.3	44	272	.3	1.1	51	325	.3	1.3	30	327	.2	.9	28	239	.2	1.8
4-Book	24	489	.2	.8	27	200	.2	.7	36	253	.2	.9	30	247	.2	.8	16	173	.1	1.1
SP '04	32	623	.2	1.1	36	337	.2	.8	42	290	.3	1.1	40	319	.2	1.2	13	262	.1	.8

Target Listener Trends - Men 18-34

** Station(s) not reported this survey.

* Listener estimates adjusted for reported broadcast schedule.

+ Station(s) changed call letters - see Page 13.

4-Book: Avg. of current and previous 3 surveys.
2-Book: Avg. of most recent 2 surveys.

Target Listener Trends

Men 18-34																				
Monday-Sunday 6AM-MID				Monday-Friday 6AM-10AM				Monday-Friday 10AM-3PM				Monday-Friday 3PM-7PM				Monday-Friday 7PM-MID				
AQH (00)	Cume (00)	AQH Rtg	AQH Shr	AQH (00)	Cume (00)	AQH Rtg	AQH Shr	AQH (00)	Cume (00)	AQH Rtg	AQH Shr	AQH (00)	Cume (00)	AQH Rtg	AQH Shr	AQH (00)	Cume (00)	AQH Rtg	AQH Shr	
XTRA-AM																				
SP '05	2	138		.1	1	29			5	41		.1	4	110		.1		13		
WI '05	1	87			2	18			1	44			1	12						
FA '04	19	342	.1	.7	25	160	.1	.6	47	212	.3	1.2	29	183	.2	.8	2	20	.1	
SU '04	7	274		.3	11	123	.1	.3	7	156		.2	13	85	.1	.4	4	13	.3	
4-Book	7	210		.3	10	83		.2	15	113		.4	12	98		.3	4	12	.1	
SP '04	12	322	.1	.4	11	112	.1	.3	31	162	.2	.8	23	230	.1	.7				
KGGI-FM																				
SP '05	14	421	.1	.5	17	118	.1	.4	11	159	.1	.3	19	239	.1	.5	16	160	.1	1.1
WI '05	22	637	.1	.8	18	302	.1	.4	17	236	.1	.4	38	238	.2	1.1	21	305	.1	1.4
FA '04	12	460	.1	.4	18	213	.1	.4	17	182	.1	.4	10	196	.1	.3	8	89		.5
SU '04	8	523		.3	8	97		.2	9	230	.1	.2	9	163	.1	.3	8	206		.5
4-Book	14	510		.5	15	183		.4	14	202		.3	19	209		.6	13	190		.9
SP '04	11	469	.1	.4	9	150	.1	.2	11	130	.1	.3	18	227	.1	.5	2	39		.1
KOLA-FM																				
SP '05	2	80		.1	3	36		.1	2	22		.1	3	58		.1		22		
WI '05	**	**	**	**	**	**	**	**	**	**	**	**	**	**	**	**	**	**	**	**
FA '04	**	**	**	**	**	**	**	**	**	**	**	**	**	**	**	**	**	**	**	**
SU '04	**	**	**	**	**	**	**	**	**	**	**	**	**	**	**	**	**	**	**	**
4-Book	**	**	**	**	**	**	**	**	**	**	**	**	**	**	**	**	**	**	**	**
SP '04	**	**	**	**	**	**	**	**	**	**	**	**	**	**	**	**	**	**	**	**
TOTALS																				
SP '05	2794	15786	16.6		4176	13666	24.8		3899	12001	23.2		3531	13285	21.0		1407	8879	8.4	
WI '05	2858	16306	17.0		4322	14181	25.7		3965	12405	23.6		3501	13625	20.8		1472	9219	8.8	
FA '04	2906	16095	17.3		4203	13464	25.0		3998	12601	23.8		3569	13596	21.2		1570	9830	9.3	
SU '04	2791	15779	16.6		4081	13053	24.3		3824	12562	22.8		3290	13125	19.6		1581	9744	9.4	
4-Book	2837	15992	16.9		4196	13591	25.0		3922	12392	23.4		3473	13408	20.7		1508	9418	9.0	
SP '04	2856	16040	17.0		4313	13829	25.7		3882	12415	23.1		3441	13555	20.5		1583	9666	9.4	

** Station(s) not reported this survey.

* Listener estimates adjusted for reported broadcast schedule.

+ Station(s) changed call letters - see Page 13.

4-Book: Avg. of current and previous 3 surveys.
2-Book: Avg. of most recent 2 surveys.

Target Listener Estimates

Target Listener Estimates - Men 18-34

	Men 18-34																			
	Monday-Friday 6AM-7PM				Weekend 6AM-MID				Saturday 6AM-10AM				Saturday 10AM-3PM				Saturday 3PM-7PM			
	AQH (00)	Cume (00)	AQH Rtg	AQH Shr	AQH (00)	Cume (00)	AQH Rtg	AQH Shr	AQH (00)	Cume (00)	AQH Rtg	AQH Shr	AQH (00)	Cume (00)	AQH Rtg	AQH Shr	AQH (00)	Cume (00)	AQH Rtg	AQH Shr
KABC-AM																				
SP '05	13	183	.1	.3	2	56		.1												
4-Book	26	280	.2	.7	4	73		.2	4	9		.2	6	21		.2	5	13		.2
KAZN-AM																				
SP '05	2	44		.1	1	44		.1					4	22		.1				
4-Book	**	**	**	**	**	**	**	**	**	**	**	**	**	**	**	**	**	**	**	**
KBIG-FM																				
SP '05	67	827	.4	1.7	18	448	.1	1.0					18	124	.1	.6	29	111	.2	1.3
4-Book	62	854	.4	1.6	31	541	.2	1.6	27	65	.2	1.1	48	162	.3	1.6	44	136	.3	1.9
KBUA-FM																				
SP '05	59	349	.4	1.5	27	266	.2	1.5	67	186	.4	3.0	69	162	.4	2.2	21	47	.1	.9
4-Book	47	317	.3	1.2	21	229	.2	1.1	48	115	.3	2.1	38	101	.2	1.2	18	53	.1	.8
KBUE-FM																				
SP '05	242	1840	1.4	6.3	76	1084	.5	4.2	101	245	.6	4.5	191	618	1.1	6.0	117	323	.7	5.2
4-Book	237	1821	1.4	6.2	110	1135	.7	5.8	134	337	.8	5.7	231	638	1.4	7.5	123	324	.7	5.4
KCBS-FM																				
SP '05	115	1482	.7	3.0	71	964	.4	3.9	77	242	.5	3.4	178	469	1.1	5.6	97	277	.6	4.3
4-Book	76	1192	.5	2.0	41	656	.3	2.2	33	116	.2	1.4	94	296	.6	3.0	57	166	.4	2.5
+KDAY-FM																				
SP '05	59	1051	.4	1.5	37	577	.2	2.0	24	131	.1	1.1	66	271	.4	2.1	32	107	.2	1.4
4-Book	69	944	.4	1.8	42	578	.3	2.2	33	144	.2	1.4	59	242	.4	1.9	38	141	.2	1.6
KDLD-FM																				
SP '05	39	443	.2	1.0	10	205	.1	.6					11	45	.1	.3	19	72	.1	.8
4-Book	30	365	.2	.8	13	223	.1	.7	9	32	.1	.4	16	84	.1	.5	20	69	.1	.8
KDLE-FM																				
SP '05	19	184	.1	.5	4	122		.2	1	16			6	46		.2	3	31		.1
4-Book	19	306	.1	.5	9	177	.1	.5	8	34		.3	25	92	.2	.8	10	48	.1	.4
KEBN-FM																				
SP '05	42	299	.2	1.1	10	151	.1	.6	8	31		.4	27	75	.2	.9	16	62	.1	.7
4-Book	**	**	**	**	**	**	**	**	**	**	**	**	**	**	**	**	**	**	**	**
KFI -AM																				
SP '05	33	413	.2	.9	16	197	.1	.9	16	54	.1	.7	34	66	.2	1.1	23	100	.1	1.0
4-Book	58	576	.4	1.5	15	231	.1	.8	27	61	.2	1.1	20	78	.1	.7	11	47	.1	.5
KFSH-FM																				
SP '05	11	259	.1	.3	8	189		.4	9	52	.1	.4	11	66	.1	.3	15	57	.1	.7
4-Book	21	281	.1	.6	14	210	.1	.7	14	52	.1	.6	25	80	.2	.8	14	57	.1	.6
KFWB-AM																				
SP '05	30	493	.2	.8	6	161		.3	8	35		.4	3	15		.1				
4-Book	21	523	.1	.6	8	202		.4	7	45		.3	8	48	.1	.3	7	32		.3
KHHT-FM																				
SP '05	68	1141	.4	1.8	64	841	.4	3.5	79	241	.5	3.5	112	302	.7	3.5	48	182	.3	2.1
4-Book	63	1139	.4	1.6	58	781	.4	3.1	52	172	.3	2.2	65	224	.4	2.1	43	141	.3	1.9
KHJ -AM																				
SP '05	16	354	.1	.4	6	124		.3	6	15		.3	39	109	.2	1.2	4	17		.2
4-Book	21	300	.1	.5	8	132	.1	.4	19	38	.1	.8	26	73	.2	.8	12	33	.1	.5
KIIS-FM																				
SP '05	113	2351	.7	2.9	58	1290	.3	3.2	52	277	.3	2.3	78	387	.5	2.5	34	184	.2	1.5
4-Book	145	2546	.9	3.8	74	1336	.4	3.9	67	288	.4	2.8	115	492	.7	3.7	84	304	.5	3.7
KVVS-FM																				
SP '05	3	65		.1	6	58		.3	9	12	.1	.4	15	28	.1	.5	18	42	.1	.8
4-Book	3	51		.1	3	49		.2	5	19		.2	5	12		.2	6	19		.2

** Station(s) not reported this survey. * Listener estimates adjusted for reported broadcast schedule. + Station(s) changed call letters - see Page 13. 4-Book: Avg. of current and previous 3 surveys. 2-Book: Avg. of most recent 2 surveys.

Target Listener Estimates

Men 18-34																				
Monday-Friday 6AM-7PM				Weekend 6AM-MID				Saturday 6AM-10AM				Saturday 10AM-3PM				Saturday 3PM-7PM				
AQH (00)	Cume (00)	AQH Rtg	AQH Shr	AQH (00)	Cume (00)	AQH Rtg	AQH Shr	AQH (00)	Cume (00)	AQH Rtg	AQH Shr	AQH (00)	Cume (00)	AQH Rtg	AQH Shr	AQH (00)	Cume (00)	AQH Rtg	AQH Shr	
KJLH-FM																				
SP '05	20	301	.1	.5	31	378	.2	1.7	13	39	.1	.6	42	123	.2	1.3	26	68	.2	1.2
4-Book	21	353	.1	.5	23	288	.1	1.2	14	56	.1	.6	27	81	.2	.9	24	62	.2	1.1
KKBT-FM																				
SP '05	120	2052	.7	3.1	92	1104	.5	5.1	73	216	.4	3.2	129	477	.8	4.1	99	371	.6	4.4
4-Book	137	2281	.8	3.6	84	1262	.5	4.5	91	259	.5	3.8	122	482	.7	3.9	88	331	.5	3.9
KLAC-AM																				
SP '05	17	260	.1	.4	9	109	.1	.5	15	37	.1	.7	10	72	.1	.3	22	53	.1	1.0
4-Book	19	243	.1	.5	7	113	.1	.4	5	18	.1	.2	6	32	.1	.2	14	37	.1	.6
KLAX-FM																				
SP '05	230	1774	1.4	5.9	126	1173	.7	7.0	334	679	2.0	14.8	200	458	1.2	6.3	123	308	.7	5.5
4-Book	230	1895	1.4	6.0	113	1202	.7	6.0	264	525	1.6	11.2	172	451	1.0	5.6	116	331	.7	5.1
KLDS-FM																				
SP '05	54	1100	.3	1.4	18	462	.1	1.0	18	101	.1	.8	42	164	.2	1.3	13	37	.1	.6
4-Book	70	1233	.4	1.8	37	604	.2	1.9	50	168	.3	2.1	74	246	.4	2.4	55	138	.3	2.4
KLSX-FM																				
SP '05	156	1291	.9	4.0	11	249	.1	.6	4	15	.2	.2	11	67	.1	.3	15	64	.1	.7
4-Book	209	1507	1.3	5.4	20	297	.1	1.1	25	75	.2	1.1	22	75	.2	.7	22	51	.1	1.0
KLTX-AM																				
SP '05	27	131	.2	.7	12	92	.1	.7	27	61	.2	1.2	7	15	.2	.2	16	46	.1	.7
4-Book	27	147	.2	.7	12	86	.1	.6	25	53	.2	1.1	14	34	.1	.5	8	26	.1	.4
KLVE-FM																				
SP '05	167	1446	1.0	4.3	101	1181	.6	5.6	99	280	.6	4.4	164	404	1.0	5.2	101	343	.6	4.5
4-Book	146	1634	.9	3.8	96	1141	.6	5.1	107	305	.6	4.5	151	399	.9	4.8	95	273	.6	4.1
KLYY-FM																				
SP '05	118	1093	.7	3.0	32	546	.2	1.8	47	126	.3	2.1	53	167	.3	1.7	42	152	.2	1.9
4-Book	105	1010	.6	2.7	48	556	.3	2.6	48	141	.3	2.0	83	214	.5	2.7	71	177	.4	3.1
KMXE-AM																				
SP '05	25	183	.1	.6	5	46	.3	.3					3	15	.1	.1	4	16	.2	.2
4-Book	**	**	**	**	**	**	**	**	**	**	**	**	**	**	**	**	**	**	**	**
KMZT-FM																				
SP '05	12	272	.1	.3	8	180	.4	.4	7	44	.3	.3	14	59	.1	.4	10	36	.1	.4
4-Book	14	275	.1	.4	9	211	.1	.5	5	33	.2	.2	9	45	.1	.3	10	37	.1	.5
KNX -AM																				
SP '05	18	418	.1	.5	6	197	.3	.3	16	108	.1	.7	4	43	.1	.1	10	46	.1	.4
4-Book	20	447	.1	.5	6	171	.3	.3	8	46	.1	.3	9	53	.1	.3	9	44	.1	.4
KOST-FM																				
SP '05	55	643	.3	1.4	24	397	.1	1.3	16	68	.1	.7	68	135	.4	2.1	54	119	.3	2.4
4-Book	56	763	.3	1.4	29	437	.2	1.5	27	87	.2	1.2	53	165	.3	1.7	45	118	.3	2.0
KPWR-FM																				
SP '05	315	3787	1.9	8.1	170	2374	1.0	9.4	157	624	.9	7.0	310	1079	1.8	9.8	325	985	1.9	14.5
4-Book	330	4049	2.0	8.5	176	2484	1.1	9.3	173	604	1.0	7.3	325	1082	1.9	10.5	271	894	1.6	12.0
KRCO-FM																				
SP '05	39	613	.2	1.0	18	332	.1	1.0	10	31	.1	.4	21	63	.1	.7	25	64	.1	1.1
4-Book	48	552	.3	1.3	28	375	.2	1.5	32	74	.2	1.3	36	93	.2	1.2	30	79	.2	1.4
KRCV-FM																				
SP '05	44	479	.3	1.1	15	228	.1	.8	25	61	.1	1.1	32	77	.2	1.0	13	46	.1	.6
4-Book	39	424	.3	1.0	24	240	.2	1.3	29	58	.2	1.2	31	82	.2	1.0	22	59	.1	1.0

** Station(s) not reported this survey.

* Listener estimates adjusted for reported broadcast schedule.

+ Station(s) changed call letters - see Page 13.

4-Book: Avg. of current and previous 3 surveys.
2-Book: Avg. of most recent 2 surveys.

Target Listener Estimates

Target Listener Estimates - Men 18-34

	Men 18-34																			
	Monday-Friday 6AM-7PM				Weekend 6AM-MID				Saturday 6AM-10AM				Saturday 10AM-3PM				Saturday 3PM-7PM			
	AQH (00)	Cume (00)	AQH Rtg	AQH Shr	AQH (00)	Cume (00)	AQH Rtg	AQH Shr	AQH (00)	Cume (00)	AQH Rtg	AQH Shr	AQH (00)	Cume (00)	AQH Rtg	AQH Shr	AQH (00)	Cume (00)	AQH Rtg	AQH Shr
KRLA-AM SP '05 4-Book	6 9	111 122	.1 .1	.2 .3	1 1	16 26	.1 .1	.1 .1	2 2	16 13	.1 .1	.1 .1	3 1	16 9	.1 .1	.1 .1	1 1	4 4		
KROQ-FM SP '05 4-Book	273 303	3183 3607	1.6 1.8	7.1 7.9	153 137	2172 2153	.9 .8	8.4 7.2	112 117	458 443	.7 .7	5.0 5.0	304 260	998 949	1.8 1.6	9.6 8.3	203 167	718 629	1.2 1.0	9.1 7.4
KRTH-FM SP '05 4-Book	63 57	960 975	.4 .4	1.6 1.5	29 36	531 543	.2 .2	1.6 1.9	36 39	111 100	.2 .2	1.6 1.6	73 65	242 209	.4 .4	2.3 2.1	14 50	54 150	.1 .3	.6 2.2
KSCA-FM SP '05 4-Book	357 275	2130 1898	2.1 1.6	9.2 7.1	125 122	1128 1175	.7 .7	6.9 6.4	381 361	691 670	2.3 2.2	16.9 15.3	234 189	513 478	1.4 1.1	7.4 6.1	115 118	292 289	.7 .7	5.1 5.2
KSPN-AM SP '05 4-Book	21 26	360 426	.1 .1	.5 .7	11 12	122 193	.1 .1	.6 .6	7 9	15 37	.3 .4	.3 .4	24 19	31 57	.1 .1	.8 .6	20 15	46 44	.1 .1	.9 .6
KSSE-FM SP '05 4-Book	174 153	1574 1442	1.0 .9	4.5 4.0	90 73	849 808	.5 .4	5.0 3.9	101 95	245 227	.6 .6	4.5 4.0	154 126	417 346	.9 .8	4.9 4.1	166 99	462 276	1.0 .6	7.4 4.4
+KTLK-AM SP '05 4-Book	3 18	127 235	.1 .1	.5 .5	2 6	65 109	.1 .3	.1 .3	6 6	26 26	.1 .1	.3 .3	2 9	23 34	.1 .1	.3 .3	10 10	31 31	.1 .1	.4 .4
KTNQ-AM SP '05 4-Book	48 28	459 299	.3 .2	1.2 .7	14 8	183 94	.1 .1	.8 .4	6 7	16 13	.3 .3	.3 .3	21 10	76 31	.1 .1	.7 .3	34 18	60 35	.2 .1	1.5 .8
KTWV-FM SP '05 4-Book	42 32	467 453	.2 .2	1.1 .8	19 14	265 238	.1 .1	1.0 .7	12 18	40 52	.1 .1	.5 .8	20 23	70 69	.1 .2	.6 .7	28 15	100 57	.2 .1	1.2 .7
KWIZ-FM SP '05 4-Book	34 39	433 448	.2 .2	.9 1.0	23 23	279 303	.1 .1	1.3 1.2	7 36	29 97	.3 .2	.3 1.5	19 28	44 70	.1 .2	.6 .9	37 25	94 82	.2 .2	1.7 1.1
KWVE-FM SP '05 4-Book	7 12	114 150	.1 .1	.2 .3	7 8	116 117	.4 .4	.4 .4	20 13	30 23	.1 .1	.9 .6	10 12	44 49	.1 .1	.3 .4	4 4	8 8		.2 .2
KXOL-FM SP '05 4-Book	91 75	961 813	.5 .5	2.4 1.9	51 46	661 563	.3 .3	2.8 2.4	57 49	187 134	.3 .3	2.5 2.1	71 87	198 218	.4 .5	2.2 2.8	39 55	145 145	.2 .3	1.7 2.4
KYSR-FM SP '05 4-Book	44 53	1059 1194	.3 .3	1.1 1.4	30 35	580 745	.2 .2	1.7 1.9	9 21	77 114	.1 .1	.4 .9	27 44	203 264	.2 .3	.9 1.5	37 41	196 163	.2 .3	1.7 1.8
KZLA-FM SP '05 4-Book	27 31	407 411	.2 .2	.7 .8	13 17	245 230	.1 .1	.7 .9	8 14	60 62	.4 .1	.4 .6	16 27	110 110	.1 .2	.5 .9	11 28	66 91	.1 .2	.5 1.3
XTRA-AM SP '05 4-Book	3 12	138 191	.1 .1	.3 .3	2 3	73 67	.1 .2	.1 .2	5 7	37 28	.2 .3	.2 .3	2 2	22 16	.1 .1	.1 .1	4 4	16 16		.2 .2
KGGI-FM SP '05 4-Book	15 16	352 388	.1 .1	.4 .4	10 11	198 210	.1 .1	.6 .6	15 12	45 49	.1 .1	.7 .6	3 14	12 60	.1 .1	.5 .5	13 19	47 53	.1 .1	.6 .9
KOLA-FM SP '05 4-Book	3 **	58 **	** **	** **	1 **	22 **	.1 **	.1 **	** **	** **	** **	** **	2 **	22 **	.1 **	.1 **	** **	** **	** **	** **
TOTALS SP '05 4-Book	3871 3868	15587 15713	23.0 23.0		1812 1900	12185 12635	10.8 11.3		2257 2367	5505 5692	13.4 14.1		3167 3105	7560 7649	18.8 18.5		2242 2280	5744 5817	13.3 13.6	

** Station(s) not reported this survey.

* Listener estimates adjusted for reported broadcast schedule.

+ Station(s) changed call letters - see Page 13.

4-Book: Avg. of current and previous 3 surveys.
2-Book: Avg. of most recent 2 surveys.

Target Listener Estimates

Men 18-34																			
Saturday 7PM-MID				Sunday 6AM-10AM				Sunday 10AM-3PM				Sunday 3PM-7PM				Sunday 7PM-MID			
AQH (00)	Cume (00)	AQH Rtg	AQH Shr	AQH (00)	Cume (00)	AQH Rtg	AQH Shr	AQH (00)	Cume (00)	AQH Rtg	AQH Shr	AQH (00)	Cume (00)	AQH Rtg	AQH Shr	AQH (00)	Cume (00)	AQH Rtg	AQH Shr
KABC-AM																			
SP '05	6	40	.4	8	16	.8	3	16	.2										
4-Book	6	24	.4	3	8	.3	5	23	.3	3	17	.2	2	11	.2				
KAZN-AM																			
SP '05	**	**	**	**	**	**	**	4	44	.2	1	22	.1	**	**	**	**	**	**
4-Book	**	**	**	**	**	**	**	**	**	**	**	**	**	**	**	**	**	**	**
KBIG-FM																			
SP '05	33	166	.2	8	53	.8	25	126	.1	19	69	.1	7	52	.7				
4-Book	41	140	.3	12	47	.1	28	142	.2	28	86	.2	18	76	.1				
KBUA-FM																			
SP '05	10	47	.1	11	29	.1	15	50	.1	10	14	.1	14	47	.1				
4-Book	13	45	.1	16	45	.1	19	56	.1	13	41	.1	10	31	.1				
KBUE-FM																			
SP '05	57	266	.3	19	63	.1	46	217	.3	41	155	.2	30	93	.2				
4-Book	76	236	.5	48	114	.3	122	330	.8	95	234	.6	41	114	.3				
KCBS-FM																			
SP '05	54	276	.3	40	215	.2	61	321	.4	53	205	.3	6	53	.6				
4-Book	33	157	.2	17	94	.1	41	178	.3	31	137	.2	16	69	.1				
+KDAY-FM																			
SP '05	35	172	.2	28	68	.2	56	150	.3	41	143	.2	6	44	.6				
4-Book	42	151	.3	35	100	.2	52	167	.3	50	146	.3	23	67	.1				
KDLD-FM																			
SP '05	12	32	.1	1	6	.1	6	54	.3	10	33	.1	16	83	.1				
4-Book	22	71	.1	1	6	.1	13	55	.1	9	43	.1	11	48	.1				
KDLE-FM																			
SP '05	4	38	.3				2	31	.1	7	22	.4	6	22	.6				
4-Book	5	37	.3		3		7	41	.3	10	43	.1	5	17	.5				
KEBN-FM																			
SP '05	5	33	.4	8	31	.8	6	46	.3	4	29	.3	5	16	.5				
4-Book	**	**	**	**	**	**	**	**	**	**	**	**	**	**	**	**	**	**	**
KFI -AM																			
SP '05	2	44	.1	5	36	.5	8	50	.4	20	70	.1	17	40	.1				
4-Book	13	64	.1	11	47	.1	7	43	.1	9	44	.1	19	54	.1				
KFSH-FM																			
SP '05	2	30	.1	9	59	.1	6	34	.3	11	56	.1	2	15	.2				
4-Book	4	36	.2	17	83	.1	18	104	.1	16	66	.1	4	24	.4				
KFWB-AM																			
SP '05	12	15	.1	1	16	.1	9	37	.1	13	88	.1	3	13	.2				
4-Book	8	31	.1	7	27	.1	8	36	.1	11	51	.1	3	13	.2				
KHHT-FM																			
SP '05	39	120	.2	10	62	.1	47	181	.3	62	211	.4	107	238	.6				
4-Book	53	178	.3	29	101	.2	39	155	.2	61	188	.4	117	220	.7				
KHJ -AM																			
SP '05	2	5	.2				3	14	.2	2	7	.1	2	12	.2				
4-Book	2	5	.2				3	14	.2	2	7	.1	2	12	.2				
KIIS-FM																			
SP '05	63	273	.4	43	209	.3	76	392	.5	82	363	.5	35	208	.2				
4-Book	83	323	.5	47	192	.3	84	387	.5	70	278	.4	39	168	.2				
KVVS-FM																			
SP '05	8	12	.6	1	3	.1	2	15	.1	1	5	.1	2	13	.2				
4-Book	4	9	.3	1	3	.1	2	9	.1	1	5	.1	2	13	.2				

** Station(s) not reported this survey. * Listener estimates adjusted for reported broadcast schedule. + Station(s) changed call letters - see Page 13. 4-Book: Avg. of current and previous 3 surveys. 2-Book: Avg. of most recent 2 surveys.



Target Listener Estimates

		Men 18-34																				
		Saturday 7PM-MID				Sunday 6AM-10AM				Sunday 10AM-3PM				Sunday 3PM-7PM				Sunday 7PM-MID				
		AQH (00)	Cume (00)	AQH Rtg	AQH Shr	AQH (00)	Cume (00)	AQH Rtg	AQH Shr	AQH (00)	Cume (00)	AQH Rtg	AQH Shr	AQH (00)	Cume (00)	AQH Rtg	AQH Shr	AQH (00)	Cume (00)	AQH Rtg	AQH Shr	
KJLH-FM	SP '05	7	41		.5	32	105	.2	3.1	62	186	.4	3.4	47	113	.3	3.0	21	64	.1	2.1	
	4-Book	13	54	.1	.8	21	70	.1	1.9	36	122	.2	1.9	35	88	.2	2.1	14	41	.1	1.2	
KKBT-FM	SP '05	113	388	.7	8.2	66	150	.4	6.5	76	298	.5	4.1	104	342	.6	6.7	74	240	.4	7.4	
	4-Book	76	295	.5	5.3	63	197	.4	5.3	90	360	.6	4.5	84	276	.5	5.1	60	224	.4	5.4	
KKLA-FM	SP '05					1	15		.1	9	42		.5					5	28		.5	
	4-Book	2	14		.2	4	15		.4	4	15		.2					2	14		.2	
KLAC-AM	SP '05	8	58		.6	4	15		.4	7	37		.4	9	58	.1	.6	1	15		.1	
	4-Book	6	27		.4	5	16		.5	8	34		.4	7	37		.4	7	18		.6	
KLAX-FM	SP '05	52	174	.3	3.8	52	170	.3	5.1	148	326	.9	8.0	83	199	.5	5.3	33	145	.2	3.3	
	4-Book	44	159	.3	3.1	104	249	.6	8.6	105	304	.7	5.4	75	200	.5	4.4	46	140	.3	4.1	
KLOS-FM	SP '05	10	46	.1	.7	3	15		.3	23	125	.1	1.2	14	43	.1	.9	18	76	.1	1.8	
	4-Book	20	85	.2	1.3	9	55	.1	.7	36	179	.2	1.8	27	89	.2	1.6	23	89	.2	2.0	
KLSX-FM	SP '05	4	21		.3	19	71	.1	1.9	18	107	.1	1.0	14	69	.1	.9	4	21		.4	
	4-Book	12	40	.1	.9	26	70	.2	2.1	27	90	.2	1.3	24	74	.2	1.4	8	26		.7	
KLTX-AM	SP '05	3	15		.2	18	46	.1	1.8	10	46	.1	.5	12	46	.1	.8	7	32		.7	
	4-Book	5	18		.4	19	49	.1	1.7	14	42	.1	.7	7	16	.1	.5	4	12		.3	
KLVE-FM	SP '05	74	145	.4	5.4	112	241	.7	11.0	140	398	.8	7.6	35	123	.2	2.2	75	172	.4	7.5	
	4-Book	74	222	.4	5.1	93	224	.6	8.0	114	328	.7	5.8	55	173	.3	3.3	74	205	.4	6.7	
KLYY-FM	SP '05	8	79		.6	21	65	.1	2.1	46	109	.3	2.5	32	76	.2	2.1	8	45		.8	
	4-Book	30	88	.2	2.0	26	85	.1	2.2	64	162	.4	3.2	43	109	.3	2.6	19	68	.1	1.7	
KMXE-AM	SP '05	11	16	.1	.8	**	**	**	**	**	**	**	**	11	31	.1	.7	13	16	.1	1.3	
	4-Book	**	**	**	**	**	**	**	**	**	**	**	**	**	**	**	**	**	**	**	**	**
KMZT-FM	SP '05	1	21		.1	4	38		.4	23	85	.1	1.2									
	4-Book	5	17		.3	12	46	.1	1.0	15	76	.1	.8	9	29	.1	.5	5	31		.4	
KNX -AM	SP '05	5	22		.4	1	16		.1	4	29		.2	6	54		.4	7	43		.7	
	4-Book	4	24		.3	6	27	.1	.5	5	30		.2	4	32		.3	4	29		.4	
KOST-FM	SP '05	16	75	.1	1.2	7	31		.7	14	45	.1	.8					16	31	.1	1.6	
	4-Book	26	94	.2	1.9	7	28		.6	29	111	.2	1.5	21	57	.1	1.3	21	71	.1	1.8	
KPWR-FM	SP '05	127	529	.8	9.2	60	235	.4	5.9	144	565	.9	7.8	156	487	.9	10.0	83	279	.5	8.3	
	4-Book	157	594	1.0	10.7	74	278	.5	6.3	154	609	.9	7.8	156	524	.9	9.3	93	333	.6	8.1	
KRCB-FM	SP '05	36	113	.2	2.6	7	47		.7	12	46	.1	.6	6	47		.4	26	76	.2	2.6	
	4-Book	34	114	.2	2.3	20	51	.1	1.6	21	79	.1	1.0	22	56	.1	1.3	29	79	.2	2.6	
KRCV-FM	SP '05	16	60	.1	1.2	9	46	.1	.9	16	61	.1	.9	6	45		.4	4	30		.4	
	4-Book	24	71	.2	1.7	19	43	.1	1.6	25	74	.2	1.2	30	72	.2	1.8	17	47	.1	1.5	

Target Listener Estimates - Men 18-34

** Station(s) not reported this survey.

* Listener estimates adjusted for reported broadcast schedule.

+ Station(s) changed call letters - see Page 13.

4-Book: Avg. of current and previous 3 surveys.
2-Book: Avg. of most recent 2 surveys.

Target Listener Estimates

Men 18-34																			
Saturday 7PM-MID				Sunday 6AM-10AM				Sunday 10AM-3PM				Sunday 3PM-7PM				Sunday 7PM-MID			
AQH (00)	Cume (00)	AQH Rtg	AQH Shr	AQH (00)	Cume (00)	AQH Rtg	AQH Shr	AQH (00)	Cume (00)	AQH Rtg	AQH Shr	AQH (00)	Cume (00)	AQH Rtg	AQH Shr	AQH (00)	Cume (00)	AQH Rtg	AQH Shr
KRLA-AM																			
SP '05				3				16											
4-Book				1				4				4				1 4 .1			
KROQ-FM																			
SP '05				137				599				.8 9.9				59 252 .4 5.8			
4-Book				120				500				.7 8.3				56 234 .4 4.8			
KPTH-FM																			
SP '05				24				78				.1 1.7				11 46 .1 1.1			
4-Book				27				85				.2 1.8				17 53 .1 1.4			
KSCA-FM																			
SP '05				48				140				.3 3.5				105 217 .6 10.3			
4-Book				37				126				.2 2.6				113 254 .7 9.6			
KSPN-AM																			
SP '05				15				15				.1 1.1				8 56 .4			
4-Book				9				40				.1 .6				7 27 .5			
KSSE-FM																			
SP '05				32				92				.2 2.3				51 115 .3 5.0			
4-Book				41				134				.3 2.8				42 121 .3 3.5			
+KTLK-AM																			
SP '05				9				45				.1 .7				4 44 .3			
4-Book				4				23				.3				2 13 .1			
KTNQ-AM																			
SP '05				17				30				.1 1.2				5 15 .3			
4-Book				9				24				.1 .7				2 4 .1			
KTWV-FM																			
SP '05				30				36				.2 2.2				3 22 .3			
4-Book				12				34				.1 .9				6 19 .5			
KWIZ-FM																			
SP '05				14				47				.1 1.0				26 61 .2 2.6			
4-Book				15				52				.1 1.0				24 82 .2 2.0			
KWVE-FM																			
SP '05				1				13				.1				16 59 .1 1.6			
4-Book				7				27				.5				11 35 .1 .9			
KXOL-FM																			
SP '05				78				231				.5 5.6				14 32 .1 1.4			
4-Book				39				125				.2 2.7				18 65 .1 1.5			
KYSR-FM																			
SP '05				46				160				.3 3.3				6 42 .6			
4-Book				47				195				.3 3.2				11 72 .1 1.0			
KZLA-FM																			
SP '05				20				48				.1 1.4				2 34 .2			
4-Book				19				50				.1 1.2				12 51 .1 1.0			
XTRA-AM																			
SP '05				3				14				.2				3 22 .3			
4-Book				2				14				.2				5 30 .4			
KGGI-FM																			
SP '05				18				97				.1 1.3				9 12 .1 .9			
4-Book				11				54				.1 .8				5 10 .4			
KOLA-FM																			
SP '05				2				22				.1				** ** ** **			
4-Book				**				**				**				** ** ** **			
TOTALS																			
SP '05				1382				4286				8.2				1018 3014 6.1			
4-Book				1460				4443				8.7				1194 3369 7.1			

** Station(s) not reported this survey.

* Listener estimates adjusted for reported broadcast schedule.

+ Station(s) changed call letters - see Page 13.

4-Book: Avg. of current and previous 3 surveys.
2-Book: Avg. of most recent 2 surveys.

Target Listener Trends

Target Listener Trends - Men 18-49

	Men 18-49																				
	Monday-Sunday 6AM-MID				Monday-Friday 6AM-10AM				Monday-Friday 10AM-3PM				Monday-Friday 3PM-7PM				Monday-Friday 7PM-MID				
	AQH (00)	Cume (00)	AQH Rtg	AQH Shr	AQH (00)	Cume (00)	AQH Rtg	AQH Shr	AQH (00)	Cume (00)	AQH Rtg	AQH Shr	AQH (00)	Cume (00)	AQH Rtg	AQH Shr	AQH (00)	Cume (00)	AQH Rtg	AQH Shr	
KABC-AM																					
SP '05	40	784	.1	.7	52	320	.2	.6	65	394	.2	.9	60	430	.2	.9	25	206	.1	1.0	
WI '05	70	1149	.2	1.3	100	511	.3	1.2	138	608	.4	1.8	94	619	.3	1.4	37	470	.1	1.5	
FA '04	105	1434	.3	1.9	75	605	.2	.9	249	830	.8	3.2	184	966	.6	2.6	43	309	.1	1.7	
SU '04	74	1316	.2	1.4	84	568	.3	1.0	137	722	.4	1.9	121	635	.4	1.8	24	272	.1	.8	
4-Book	72	1171	.2	1.3	78	501	.3	.9	147	639	.5	2.0	115	663	.4	1.7	32	314	.1	1.3	
SP '04	111	1642	.3	2.0	105	724	.3	1.2	169	854	.5	2.2	182	1004	.6	2.7	85	451	.3	3.1	
KAZN-AM																					
SP '05	19	187	.1	.4	30	117	.1	.4	27	92	.1	.4	24	69	.1	.3	5	69	.1	.2	
WI '05	**	**	**	**	**	**	**	**	**	**	**	**	**	**	**	**	**	**	**	**	
FA '04	**	**	**	**	**	**	**	**	**	**	**	**	**	**	**	**	**	**	**	**	
SU '04	**	**	**	**	**	**	**	**	**	**	**	**	**	**	**	**	**	**	**	**	
4-Book	**	**	**	**	**	**	**	**	**	**	**	**	**	**	**	**	**	**	**	**	
SP '04	**	**	**	**	**	**	**	**	**	**	**	**	**	**	**	**	**	**	**	**	
KBIG-FM																					
SP '05	91	2475	.3	1.7	89	759	.3	1.1	122	921	.4	1.6	133	1252	.4	1.9	58	728	.2	2.3	
WI '05	98	2281	.3	1.8	84	766	.3	1.0	130	917	.4	1.7	140	1170	.4	2.1	71	698	.2	2.9	
FA '04	104	2485	.3	1.9	124	1003	.4	1.4	181	1053	.6	2.3	114	1071	.4	1.6	43	538	.1	1.7	
SU '04	103	2611	.3	1.9	127	912	.4	1.6	146	952	.5	2.0	128	1192	.4	1.9	42	607	.1	1.5	
4-Book	99	2463	.3	1.8	106	860	.4	1.3	145	961	.5	1.9	129	1171	.4	1.9	54	643	.2	2.1	
SP '04	113	2556	.4	2.0	149	981	.5	1.7	194	1267	.6	2.5	136	1033	.4	2.1	50	728	.2	1.9	
KBUA-FM																					
SP '05	49	536	.2	.9	92	441	.3	1.1	79	334	.2	1.0	43	308	.1	.6	16	140	.1	.6	
WI '05	52	584	.2	1.0	103	413	.3	1.2	90	375	.3	1.2	42	279	.1	.6	13	141	.1	.5	
FA '04	55	486	.2	1.0	97	304	.3	1.1	95	279	.3	1.2	61	275	.2	.9	13	126	.1	.5	
SU '04	41	409	.1	.8	60	247	.2	.7	71	252	.2	1.0	39	249	.1	.6	12	87	.1	.4	
4-Book	49	504	.2	.9	88	351	.3	1.0	84	310	.3	1.1	46	278	.1	.7	14	124	.1	.5	
SP '04	33	482	.1	.6	50	258	.2	.6	44	227	.1	.6	38	277	.1	.6	7	73	.1	.3	
KBUE-FM																					
SP '05	202	2716	.6	3.7	302	1395	.9	3.6	401	1667	1.3	5.3	189	1345	.6	2.7	77	708	.2	3.1	
WI '05	234	3001	.7	4.3	336	1696	1.0	4.0	488	2051	1.5	6.3	212	1383	.7	3.1	58	593	.2	2.4	
FA '04	210	2839	.7	3.8	274	1444	.9	3.2	334	1589	1.0	4.3	240	1380	.7	3.4	89	736	.3	3.4	
SU '04	235	2760	.7	4.3	263	1243	.8	3.2	335	1611	1.1	4.5	284	1581	.9	4.3	110	784	.3	3.9	
4-Book	220	2829	.7	4.0	294	1445	.9	3.5	390	1730	1.2	5.1	231	1422	.7	3.4	84	705	.3	3.2	
SP '04	227	2950	.7	4.1	319	1552	1.0	3.7	312	1625	1.0	4.1	267	1547	.8	4.0	103	937	.3	3.8	
KCBS-FM																					
SP '05	260	4503	.8	4.8	318	2296	1.0	3.8	441	2428	1.4	5.8	341	2686	1.1	4.9	80	1298	.2	3.2	
WI '05	112	3531	.3	2.1	131	1432	.4	1.5	163	1731	.5	2.1	164	1968	.5	2.4	52	921	.2	2.1	
FA '04	143	2965	.4	2.6	163	1262	.5	1.9	253	1485	.8	3.3	199	1737	.6	2.8	50	843	.2	1.9	
SU '04	124	3487	.4	2.3	113	1114	.4	1.4	199	1426	.6	2.7	171	1969	.5	2.6	59	903	.2	2.1	
4-Book	160	3622	.5	3.0	181	1526	.6	2.2	264	1768	.8	3.5	219	2090	.7	3.2	60	991	.2	2.3	
SP '04	141	3741	.4	2.6	169	1356	.5	1.9	197	1775	.6	2.6	212	2011	.7	3.2	63	1041	.2	2.3	
+KDAY-FM																					
SP '05	66	1648	.2	1.2	61	589	.2	.7	103	878	.3	1.4	91	835	.3	1.3	34	413	.1	1.4	
WI '05	101	1974	.3	1.9	97	893	.3	1.1	170	1164	.5	2.2	140	1167	.4	2.1	56	601	.2	2.3	
FA '04	100	1533	.3	1.8	99	617	.3	1.2	126	819	.4	1.6	157	997	.5	2.2	71	589	.2	2.7	
SU '04	76	1166	.2	1.4	91	494	.3	1.1	83	529	.3	1.1	105	649	.3	1.6	51	480	.2	1.8	
4-Book	86	1580	.3	1.6	87	648	.3	1.0	121	848	.4	1.6	123	912	.4	1.8	53	521	.2	2.1	
SP '04	60	1002	.2	1.1	33	316	.1	.4	98	520	.3	1.3	90	520	.3	1.4	32	243	.1	1.2	
KDLD-FM																					
SP '05	52	996	.2	1.0	59	477	.2	.7	98	617	.3	1.3	62	454	.2	.9	25	365	.1	1.0	
WI '05	36	764	.1	.7	34	389	.1	.4	61	403	.2	.8	53	437	.2	.8	14	250	.1	.6	
FA '04	36	691	.1	.6	23	267	.1	.3	59	326	.2	.8	44	398	.1	.6	32	265	.1	1.2	
SU '04	27	588	.1	.5	25	276	.1	.3	47	292	.1	.6	45	325	.1	.7	12	205	.1	.4	
4-Book	38	760	.1	.7	35	352	.1	.4	66	410	.2	.9	51	404	.2	.8	21	271	.1	.8	
SP '04	30	632	.1	.5	9	131	.1	.1	66	408	.2	.9	48	392	.2	.7	19	170	.1	.7	

** Station(s) not reported this survey.

* Listener estimates adjusted for reported broadcast schedule.

+ Station(s) changed call letters - see Page 13.

4-Book: Avg. of current and previous 3 surveys.
2-Book: Avg. of most recent 2 surveys.

Target Listener Trends

Men 18-49																			
Monday-Sunday 6AM-MID				Monday-Friday 6AM-10AM				Monday-Friday 10AM-3PM				Monday-Friday 3PM-7PM				Monday-Friday 7PM-MID			
AQH (00)	Cume (00)	AQH Rtg	AQH Shr	AQH (00)	Cume (00)	AQH Rtg	AQH Shr	AQH (00)	Cume (00)	AQH Rtg	AQH Shr	AQH (00)	Cume (00)	AQH Rtg	AQH Shr	AQH (00)	Cume (00)	AQH Rtg	AQH Shr
KDLE-FM																			
SP '05	37	684	.1	.7	44	267	.1	.5	83	433	.3	1.1	47	405	.1	.7	11	219	.4
WI '05	27	608	.1	.5	17	268	.1	.2	52	281	.2	.7	46	346	.1	.7	17	174	.1
FA '04	31	709	.1	.6	36	367	.1	.4	53	332	.2	.7	36	408	.1	.5	8	174	.3
SU '04	14	572	.1	.3	6	129	.1	.1	17	283	.1	.2	16	322	.1	.2	13	174	.5
4-Book	27	643	.1	.5	26	258	.1	.3	51	332	.2	.7	36	370	.1	.5	12	185	.5
SP '04	38	739	.1	.7	46	341	.1	.5	73	439	.2	1.0	57	371	.2	.9	11	230	.4
KEBN-FM																			
SP '05	35	484	.1	.6	59	290	.2	.7	68	230	.2	.9	34	200	.1	.5	8	113	.3
WI '05	**	**	**	**	**	**	**	**	**	**	**	**	**	**	**	**	**	**	**
FA '04	**	**	**	**	**	**	**	**	**	**	**	**	**	**	**	**	**	**	**
SU '04	**	**	**	**	**	**	**	**	**	**	**	**	**	**	**	**	**	**	**
4-Book	**	**	**	**	**	**	**	**	**	**	**	**	**	**	**	**	**	**	**
SP '04	**	**	**	**	**	**	**	**	**	**	**	**	**	**	**	**	**	**	**
KFI -AM																			
SP '05	118	1844	.4	2.2	232	1218	.7	2.8	145	995	.5	1.9	202	1145	.6	2.9	47	466	.1
WI '05	181	2647	.6	3.3	289	1428	.9	3.4	228	1224	.7	2.9	327	1483	1.0	4.9	99	686	.3
FA '04	146	2311	.5	2.6	260	1267	.8	3.0	178	1017	.6	2.3	262	1226	.8	3.7	80	727	.2
SU '04	175	2467	.5	3.2	328	1471	1.0	4.1	203	1063	.6	2.7	326	1529	1.0	4.9	69	626	.2
4-Book	155	2317	.5	2.8	277	1346	.9	3.3	189	1075	.6	2.5	279	1346	.9	4.1	74	626	.2
SP '04	184	2787	.6	3.3	370	1712	1.2	4.2	241	1293	.8	3.1	210	1361	.7	3.2	97	859	.3
KFSH-FM																			
SP '05	31	599	.1	.6	51	345	.2	.6	32	265	.1	.4	49	410	.2	.7	11	217	.4
WI '05	25	648	.1	.5	33	302	.1	.4	36	350	.1	.5	30	396	.1	.4	12	223	.5
FA '04	39	735	.1	.7	50	345	.2	.6	62	371	.2	.8	52	394	.2	.7	9	162	.3
SU '04	40	700	.1	.7	52	353	.2	.6	55	313	.2	.7	39	325	.1	.6	11	180	.4
4-Book	34	671	.1	.6	47	336	.2	.6	46	325	.2	.6	43	381	.2	.6	11	196	.4
SP '04	58	804	.2	1.0	84	432	.3	1.0	93	516	.3	1.2	56	461	.2	.8	21	312	.1
KFWB-AM																			
SP '05	65	2203	.2	1.2	131	1210	.4	1.6	57	742	.2	.8	99	1228	.3	1.4	42	575	.1
WI '05	55	1807	.2	1.0	144	1132	.4	1.7	70	544	.2	.9	61	845	.2	.9	10	402	.4
FA '04	58	1987	.2	1.0	117	1125	.4	1.4	59	739	.2	.8	83	998	.3	1.2	27	505	.1
SU '04	59	2170	.2	1.1	96	967	.3	1.2	44	780	.1	.6	71	888	.2	1.1	68	620	.2
4-Book	59	2042	.2	1.1	122	1109	.4	1.5	58	701	.2	.8	79	990	.3	1.2	37	526	.1
SP '04	43	1760	.1	.8	83	767	.3	1.0	33	467	.1	.4	57	781	.2	.9	33	508	.1
KHHT-FM																			
SP '05	134	2509	.4	2.5	128	1049	.4	1.5	172	1119	.5	2.3	160	1185	.5	2.3	96	936	.3
WI '05	111	2697	.3	2.0	121	977	.4	1.4	125	1164	.4	1.6	147	1166	.5	2.2	76	879	.2
FA '04	116	2477	.4	2.1	129	928	.4	1.5	137	904	.4	1.8	127	1072	.4	1.8	123	850	.4
SU '04	119	2516	.4	2.2	103	829	.3	1.3	137	1044	.4	1.9	150	1294	.5	2.3	102	947	.3
4-Book	120	2550	.4	2.2	120	946	.4	1.4	143	1058	.4	1.9	146	1179	.5	2.2	99	903	.3
SP '04	104	2457	.3	1.9	89	882	.3	1.0	147	1061	.5	1.9	113	1094	.4	1.7	99	992	.3
KHJ -AM																			
SP '05	25	745	.1	.5	32	231	.1	.4	36	370	.1	.5	40	252	.1	.6	10	138	.4
WI '05	40	725	.1	.7	69	346	.2	.8	56	380	.2	.7	50	291	.2	.7	19	176	.1
FA '04	41	832	.1	.7	86	331	.3	1.0	66	422	.2	.9	32	318	.1	.5	11	126	.4
SU '04	35	718	.1	.6	47	257	.1	.6	56	409	.2	.8	44	323	.1	.7	17	128	.1
4-Book	35	755	.1	.6	59	291	.2	.7	54	395	.2	.7	42	296	.1	.6	14	142	.1
SP '04	53	923	.2	1.0	113	371	.4	1.3	71	437	.2	.9	56	323	.2	.8	13	127	.5
KIIS-FM																			
SP '05	148	4399	.5	2.7	218	1829	.7	2.6	182	1961	.6	2.4	167	1936	.5	2.4	92	1185	.3
WI '05	179	4390	.6	3.3	271	2135	.8	3.2	260	1958	.8	3.4	217	2022	.7	3.2	88	1186	.3
FA '04	160	4520	.5	2.9	217	2022	.7	2.5	205	2021	.6	2.6	204	2120	.6	2.9	98	1201	.3
SU '04	186	4463	.6	3.4	239	1844	.8	3.0	271	2260	.9	3.7	235	2212	.7	3.6	107	1373	.3
4-Book	168	4443	.6	3.1	236	1958	.8	2.8	230	2050	.7	3.0	206	2073	.6	3.0	96	1236	.3
SP '04	104	3641	.3	1.9	131	1517	.4	1.5	143	1507	.4	1.9	133	1680	.4	2.0	54	1160	.2

** Station(s) not reported this survey.

* Listener estimates adjusted for reported broadcast schedule.

+ Station(s) changed call letters - see Page 13.

4-Book: Avg. of current and previous 3 surveys.
2-Book: Avg. of most recent 2 surveys.

Target Listener Trends

Men 18-49

	Monday-Sunday 6AM-MID				Monday-Friday 6AM-10AM				Monday-Friday 10AM-3PM				Monday-Friday 3PM-7PM				Monday-Friday 7PM-MID			
	AQH (00)	Cume (00)	AQH Rtg	AQH Shr	AQH (00)	Cume (00)	AQH Rtg	AQH Shr	AQH (00)	Cume (00)	AQH Rtg	AQH Shr	AQH (00)	Cume (00)	AQH Rtg	AQH Shr	AQH (00)	Cume (00)	AQH Rtg	AQH Shr
KVVS-FM																				
SP '05	4	133		.1	2	50			3	75			7	27		.1	3	28		.1
WI '05	6	93		.1	5	63		.1	1	50			7	81		.1	12	13		.5
FA '04	6	91		.1	6	42		.1	9	39		.1	6	61		.1	4	37		.2
SU '04	4	68		.1	1	10			2	40			3	10			7	37		.2
4-Book	5	96		.1	4	41		.1	2	51			6	45		.1	7	29		.3
SP '04	4	102		.1	2	15			4	52		.1	10	89		.2	3	30		.1
KJLH-FM																				
SP '05	44	903	.1	.8	41	314	.1	.5	38	259	.1	.5	52	351	.2	.8	36	321	.1	1.5
WI '05	60	1229	.2	1.1	93	496	.3	1.1	84	480	.3	1.1	60	517	.2	.9	22	245	.1	.9
FA '04	62	1167	.2	1.1	93	465	.3	1.1	63	370	.2	.8	56	477	.2	.8	31	371	.1	1.2
SU '04	74	1030	.2	1.4	75	532	.2	.9	70	529	.2	.9	95	531	.3	1.4	72	486	.2	2.5
4-Book	60	1082	.2	1.1	76	452	.2	.9	64	410	.2	.8	66	469	.2	1.0	40	356	.1	1.5
SP '04	67	976	.2	1.2	91	510	.3	1.0	78	351	.2	1.0	77	636	.2	1.2	35	383	.1	1.3
KKBT-FM																				
SP '05	149	3240	.5	2.7	229	1561	.7	2.7	144	1620	.4	1.9	181	1757	.6	2.6	109	1055	.3	4.4
WI '05	134	3664	.4	2.5	227	1543	.7	2.7	153	1601	.5	2.0	152	1850	.5	2.3	75	967	.2	3.1
FA '04	159	3560	.5	2.8	259	1641	.8	3.0	169	1631	.5	2.2	214	1994	.7	3.0	85	1071	.3	3.3
SU '04	169	3705	.5	3.1	280	1839	.9	3.5	194	1839	.6	2.6	217	2080	.7	3.3	110	1228	.3	3.9
4-Book	153	3542	.5	2.8	249	1646	.8	3.0	165	1673	.5	2.2	191	1920	.6	2.8	95	1080	.3	3.7
SP '04	137	3523	.4	2.5	248	1468	.8	2.8	155	1675	.5	2.0	157	1598	.5	2.4	76	1040	.2	2.8
KKLA-FM																				
SP '05	12	318		.2	14	202		.2	17	182		.2	20	118		.3	5	77		.2
WI '05	26	591	.1	.5	31	330	.1	.4	36	304	.1	.5	44	352	.1	.7	13	158		.5
FA '04	13	339		.2	28	169		.3	15	95		.2	26	156		.4	5	77		.2
SU '04	17	347	.1	.3	23	144	.1	.3	18	121	.1	.2	36	210	.1	.5	13	69		.5
4-Book	17	399	.1	.3	24	211	.1	.3	22	176	.1	.3	32	209	.1	.5	9	95		.4
SP '04	21	615	.1	.4	39	273	.1	.4	30	291	.1	.4	33	311	.1	.5	7	100		.3
KLAC-AM																				
SP '05	54	1252	.2	1.0	65	517	.2	.8	92	606	.3	1.2	70	570	.2	1.0	51	350	.2	2.1
WI '05	64	1180	.2	1.2	80	600	.2	.9	135	559	.4	1.7	75	571	.2	1.1	44	404	.1	1.8
FA '04	15	546		.3	17	103	.1	.2	17	133	.1	.2	15	162		.2	20	229	.1	.8
SU '04	6	303		.1	5	91		.1	6	93		.1	12	159		.2	4	52		.1
4-Book	35	820	.1	.7	42	328	.1	.5	63	348	.2	.8	43	366	.1	.6	30	259	.1	1.2
SP '04	37	1175	.1	.7	26	125	.1	.3	24	145	.1	.3	44	581	.1	.7	56	720	.2	2.1
KLAX-FM																				
SP '05	278	3362	.9	5.1	554	1986	1.7	6.6	382	1932	1.2	5.0	245	1408	.8	3.5	72	713	.2	2.9
WI '05	206	3307	.6	3.8	474	1990	1.5	5.6	275	1660	.9	3.6	174	1367	.5	2.6	50	645	.2	2.0
FA '04	253	3702	.8	4.5	552	2193	1.7	6.4	356	2170	1.1	4.6	191	1398	.6	2.7	59	644	.2	2.3
SU '04	364	4039	1.1	6.7	827	2640	2.6	10.2	521	2336	1.6	7.0	302	1837	.9	4.6	71	843	.2	2.5
4-Book	275	3603	.9	5.0	602	2202	1.9	7.2	384	2025	1.2	5.1	228	1503	.7	3.4	63	711	.2	2.4
SP '04	385	4350	1.2	7.0	854	2836	2.7	9.8	501	2817	1.6	6.5	350	2174	1.1	5.3	86	849	.3	3.2
KLOS-FM																				
SP '05	155	3729	.5	2.9	325	1709	1.0	3.9	196	1551	.6	2.6	192	1990	.6	2.8	47	781	.1	1.9
WI '05	154	3924	.5	2.8	302	1776	.9	3.6	183	1531	.6	2.4	214	2235	.7	3.2	43	864	.1	1.8
FA '04	202	3567	.6	3.6	355	1600	1.1	4.1	302	1452	.9	3.9	271	2065	.8	3.8	60	853	.2	2.3
SU '04	183	4028	.6	3.4	282	1715	.9	3.5	261	1646	.8	3.5	208	2301	.7	3.2	73	972	.2	2.6
4-Book	174	3812	.6	3.2	316	1700	1.0	3.8	236	1545	.7	3.1	221	2148	.7	3.3	56	868	.2	2.2
SP '04	189	3854	.6	3.4	314	1725	1.0	3.6	294	1821	.9	3.8	248	2083	.8	3.7	60	954	.2	2.2
KLSX-FM																				
SP '05	239	3312	.7	4.4	581	2079	1.8	6.9	391	1693	1.2	5.2	331	1683	1.0	4.8	41	583	.1	1.7
WI '05	248	3568	.8	4.6	636	2317	2.0	7.5	327	1686	1.0	4.2	322	1766	1.0	4.8	74	710	.2	3.0
FA '04	338	3542	1.1	6.1	777	2366	2.4	9.1	531	1870	1.7	6.8	496	2106	1.5	7.0	61	654	.2	2.3
SU '04	282	3595	.9	5.2	781	2507	2.5	9.6	409	1695	1.3	5.5	325	1727	1.0	4.9	70	680	.2	2.5
4-Book	277	3504	.9	5.1	694	2317	2.2	8.3	415	1736	1.3	5.4	369	1821	1.1	5.4	62	657	.2	2.4
SP '04	282	3770	.9	5.1	768	2557	2.4	8.8	371	1839	1.2	4.8	375	1813	1.2	5.7	84	793	.3	3.1

Target Listener Trends - Men 18-49

** Station(s) not reported this survey.

* Listener estimates adjusted for reported broadcast schedule.

+ Station(s) changed call letters - see Page 13.

4-Book: Avg. of current and previous 3 surveys.
2-Book: Avg. of most recent 2 surveys.

Target Listener Trends

Men 18-49																				
Monday-Sunday 6AM-MID				Monday-Friday 6AM-10AM				Monday-Friday 10AM-3PM				Monday-Friday 3PM-7PM				Monday-Friday 7PM-MID				
AQH (00)	Cume (00)	AQH Rtg	AQH Shr	AQH (00)	Cume (00)	AQH Rtg	AQH Shr	AQH (00)	Cume (00)	AQH Rtg	AQH Shr	AQH (00)	Cume (00)	AQH Rtg	AQH Shr	AQH (00)	Cume (00)	AQH Rtg	AQH Shr	
KLTX-AM																				
SP '05	24	220	.1	.4	43	190	.1	.5	41	116	.1	.5	23	124	.1	.3	6	86	.2	
WI '05	28	454	.1	.5	43	211	.1	.5	40	180	.1	.5	32	184	.1	.5	13	91	.5	
FA '04	38	358	.1	.7	47	179	.1	.5	62	215	.2	.8	50	210	.2	.7	19	152	.1	
SU '04	53	287	.2	1.0	81	211	.3	1.0	85	179	.3	1.1	63	150	.2	1.0	18	74	.1	
4-Book	36	330	.1	.7	54	198	.2	.6	57	173	.2	.7	42	167	.2	.6	14	101	.1	
SP '04	43	340	.1	.8	75	257	.2	.9	58	243	.2	.8	47	228	.1	.7	13	160	.5	
KLVE-FM																				
SP '05	191	3154	.6	3.5	287	1497	.9	3.4	228	1296	.7	3.0	211	1426	.7	3.0	111	992	.3	
WI '05	197	3716	.6	3.6	228	1598	.7	2.7	274	1745	.9	3.5	234	1479	.7	3.5	110	1141	.3	
FA '04	223	3717	.7	4.0	291	1671	.9	3.4	303	1935	.9	3.9	255	1718	.8	3.6	136	1227	.4	
SU '04	198	3342	.6	3.7	254	1533	.8	3.1	273	1683	.9	3.7	194	1393	.6	2.9	135	1094	.4	
4-Book	202	3482	.6	3.7	265	1575	.8	3.2	270	1665	.9	3.5	224	1504	.7	3.3	123	1114	.4	
SP '04	154	2800	.5	2.8	174	1008	.5	2.0	191	1296	.6	2.5	170	1381	.5	2.6	126	991	.4	
KLYY-FM																				
SP '05	119	2045	.4	2.2	142	787	.4	1.7	189	1107	.6	2.5	215	992	.7	3.1	25	311	.1	
WI '05	125	1954	.4	2.3	123	739	.4	1.4	194	1100	.6	2.5	147	838	.5	2.2	66	487	.2	
FA '04	100	1834	.3	1.8	100	712	.3	1.2	157	1062	.5	2.0	145	993	.5	2.0	40	499	.1	
SU '04	80	1554	.3	1.5	77	594	.2	1.0	133	884	.4	1.8	118	769	.4	1.8	37	323	.1	
4-Book	106	1847	.4	2.0	111	708	.3	1.3	168	1038	.5	2.2	156	898	.5	2.3	42	405	.1	
SP '04	109	1721	.3	2.0	108	629	.3	1.2	202	990	.6	2.6	104	743	.3	1.6	57	383	.2	
KMXE-AM																				
SP '05	51	454	.2	.9	33	158	.1	.4	106	327	.3	1.4	88	336	.3	1.3	33	93	.1	
WI '05	43	420	.1	.8	60	197	.2	.7	73	298	.2	.9	66	190	.2	1.0	17	140	.1	
FA '04	**	**	**	**	**	**	**	**	**	**	**	**	**	**	**	**	**	**	**	**
SU '04	27	365	.1	.5	30	167	.1	.4	51	218	.2	.7	34	178	.1	.5	14	108	.5	
4-Book	**	**	**	**	**	**	**	**	**	**	**	**	**	**	**	**	**	**	**	
SP '04	50	415	.2	.9	47	191	.1	.5	92	306	.3	1.2	87	312	.3	1.3	35	151	.1	
KMZT-FM																				
SP '05	28	954	.1	.5	35	334	.1	.4	24	347	.1	.3	37	419	.1	.5	14	252	.6	
WI '05	27	865	.1	.5	36	268	.1	.4	55	310	.2	.7	29	327	.1	.4	9	259	.4	
FA '04	38	1159	.1	.7	33	414	.1	.4	37	354	.1	.5	51	433	.2	.7	31	378	.1	
SU '04	31	960	.1	.6	39	346	.1	.5	31	381	.1	.4	28	441	.1	.4	38	414	.1	
4-Book	31	985	.1	.6	36	341	.1	.4	37	348	.1	.5	36	405	.1	.5	23	326	.1	
SP '04	32	919	.1	.6	23	230	.1	.3	46	307	.1	.6	41	334	.1	.6	17	244	.1	
KNX -AM																				
SP '05	54	1951	.2	1.0	133	1157	.4	1.6	55	683	.2	.7	79	1100	.2	1.1	14	384	.6	
WI '05	81	2211	.3	1.5	187	1372	.6	2.2	75	742	.2	1.0	109	1097	.3	1.6	55	605	.2	
FA '04	47	1905	.1	.8	104	1032	.3	1.2	51	702	.2	.7	76	1021	.2	1.1	12	309	.5	
SU '04	59	2053	.2	1.1	124	1078	.4	1.5	44	698	.1	.6	94	1079	.3	1.4	24	364	.1	
4-Book	60	2030	.2	1.1	137	1160	.4	1.6	56	706	.2	.8	90	1074	.3	1.3	26	416	.1	
SP '04	81	2446	.3	1.5	193	1387	.6	2.2	88	855	.3	1.1	106	1180	.3	1.6	16	479	.1	
KOST-FM																				
SP '05	111	2525	.3	2.0	139	977	.4	1.7	152	937	.5	2.0	167	1251	.5	2.4	52	676	.2	
WI '05	144	2792	.4	2.7	131	1016	.4	1.5	215	1318	.7	2.8	205	1344	.6	3.0	88	864	.3	
FA '04	117	2505	.4	2.1	134	1027	.4	1.6	182	1082	.6	2.3	155	1286	.5	2.2	59	891	.2	
SU '04	96	2253	.3	1.8	118	878	.4	1.5	119	877	.4	1.6	109	977	.3	1.7	61	806	.2	
4-Book	117	2519	.4	2.2	131	975	.4	1.6	167	1054	.6	2.2	159	1215	.5	2.3	65	809	.2	
SP '04	142	2540	.4	2.6	171	1120	.5	2.0	218	1140	.7	2.8	166	1297	.5	2.5	75	923	.2	
KPWR-FM																				
SP '05	284	5347	.9	5.2	421	2828	1.3	5.0	325	2788	1.0	4.3	415	2991	1.3	6.0	145	1501	.5	
WI '05	294	6179	.9	5.4	425	2922	1.3	5.0	367	3130	1.1	4.7	389	3532	1.2	5.8	138	1968	.4	
FA '04	318	5710	1.0	5.7	448	2764	1.4	5.2	381	2785	1.2	4.9	466	3426	1.5	6.6	193	2182	.6	
SU '04	315	5593	1.0	5.8	417	2813	1.3	5.1	403	2968	1.3	5.4	363	2968	1.1	5.5	220	2155	.7	
4-Book	303	5707	1.0	5.5	428	2832	1.3	5.1	369	2918	1.2	4.8	408	3229	1.3	6.0	174	1952	.6	
SP '04	337	5900	1.1	6.1	534	3353	1.7	6.1	431	3234	1.4	5.6	454	3421	1.4	6.8	176	2053	.6	

** Station(s) not reported this survey.

* Listener estimates adjusted for reported broadcast schedule.

+ Station(s) changed call letters - see Page 13.

4-Book: Avg. of current and previous 3 surveys.
2-Book: Avg. of most recent 2 surveys.

Target Listener Trends

Target Listener Trends - Men 18-49

Men 18-49																				
Monday-Sunday 6AM-MID				Monday-Friday 6AM-10AM				Monday-Friday 10AM-3PM				Monday-Friday 3PM-7PM				Monday-Friday 7PM-MID				
AQH (00)	Cume (00)	AQH Rtg	AQH Shr	AQH (00)	Cume (00)	AQH Rtg	AQH Shr	AQH (00)	Cume (00)	AQH Rtg	AQH Shr	AQH (00)	Cume (00)	AQH Rtg	AQH Shr	AQH (00)	Cume (00)	AQH Rtg	AQH Shr	
KRCD-FM																				
SP '05	78	1333	.2	1.4	93	451	.3	1.1	101	587	.3	1.3	114	684	.4	1.6	51	426	.2	2.1
WI '05	75	1483	.2	1.4	63	556	.2	.7	88	597	.3	1.1	103	793	.3	1.5	70	549	.2	2.9
FA '04	103	1468	.3	1.8	98	637	.3	1.1	158	736	.5	2.0	100	737	.3	1.4	90	509	.3	3.5
SU '04	109	1337	.3	2.0	115	520	.4	1.4	178	819	.6	2.4	125	758	.4	1.9	78	477	.2	2.7
4-Book	91	1405	.3	1.7	92	541	.3	1.1	131	685	.4	1.7	111	743	.4	1.6	72	490	.2	2.8
SP '04	107	1410	.3	1.9	109	523	.3	1.2	180	831	.6	2.4	120	689	.4	1.8	57	436	.2	2.1
KRCV-FM																				
SP '05	58	1043	.2	1.1	80	380	.2	1.0	80	547	.2	1.1	79	518	.2	1.1	45	331	.1	1.8
WI '05	79	1011	.2	1.5	139	519	.4	1.6	102	494	.3	1.3	70	476	.2	1.0	40	320	.1	1.6
FA '04	69	1083	.2	1.2	77	425	.2	.9	115	532	.4	1.5	94	558	.3	1.3	20	286	.1	.8
SU '04	44	855	.1	.8	56	396	.2	.7	35	298	.1	.5	45	321	.1	.7	51	333	.2	1.8
4-Book	63	998	.2	1.2	88	430	.3	1.1	83	468	.3	1.1	72	468	.2	1.0	39	318	.1	1.5
SP '04	47	575	.1	.9	33	238	.1	.4	71	321	.2	.9	56	290	.2	.8	38	236	.1	1.4
KRLA-AM																				
SP '05	18	388	.1	.3	23	197	.1	.3	49	211	.2	.6	18	175	.1	.3	6	98		.2
WI '05	23	479	.1	.4	54	357	.2	.6	33	241	.1	.4	28	221	.1	.4	11	111		.4
FA '04	31	558	.1	.6	77	379	.2	.9	59	322	.2	.8	30	266	.1	.4	10	115		.4
SU '04	48	706	.2	.9	86	456	.3	1.1	111	430	.3	1.5	54	313	.2	.8	10	109		.4
4-Book	30	533	.1	.6	60	347	.2	.7	63	301	.2	.8	33	244	.1	.5	9	108		.4
SP '04	52	694	.2	.9	95	448	.3	1.1	100	493	.3	1.3	65	390	.2	1.0	26	204	.1	1.0
KROQ-FM																				
SP '05	304	5766	.9	5.6	438	2906	1.4	5.2	378	2744	1.2	5.0	378	3032	1.2	5.5	180	2035	.6	7.3
WI '05	340	5991	1.1	6.3	547	3285	1.7	6.4	477	3007	1.5	6.2	425	3224	1.3	6.3	172	1818	.5	7.0
FA '04	331	6056	1.0	5.9	582	3330	1.8	6.8	415	2961	1.3	5.3	380	3083	1.2	5.3	194	2161	.6	7.4
SU '04	306	6421	1.0	5.6	506	3477	1.6	6.2	376	3061	1.2	5.1	372	3589	1.2	5.6	204	2398	.6	7.2
4-Book	320	6059	1.0	5.9	518	3250	1.6	6.2	412	2943	1.3	5.4	389	3232	1.2	5.7	188	2103	.6	7.2
SP '04	369	6280	1.2	6.7	547	3404	1.7	6.3	495	3189	1.6	6.5	410	3410	1.3	6.2	286	2630	.9	10.6
KRTH-FM																				
SP '05	94	2555	.3	1.7	79	840	.2	.9	126	1097	.4	1.7	143	1184	.4	2.1	73	662	.2	2.9
WI '05	109	2696	.3	2.0	122	960	.4	1.4	143	1138	.4	1.8	174	1371	.5	2.6	44	550	.1	1.8
FA '04	114	2760	.4	2.0	160	1170	.5	1.9	141	1020	.4	1.8	132	1366	.4	1.9	67	708	.2	2.6
SU '04	114	3106	.4	2.1	125	1040	.4	1.5	187	1337	.6	2.5	146	1508	.5	2.2	66	835	.2	2.3
4-Book	108	2779	.4	2.0	122	1003	.4	1.4	149	1148	.5	2.0	149	1357	.5	2.2	63	689	.2	2.4
SP '04	112	2994	.4	2.0	159	1224	.5	1.8	146	1411	.5	1.9	116	1285	.4	1.7	54	686	.2	2.0
KSCA-FM																				
SP '05	339	3700	1.1	6.3	808	2748	2.5	9.6	450	2054	1.4	5.9	360	1755	1.1	5.2	73	716	.2	2.9
WI '05	284	3546	.9	5.2	718	2272	2.2	8.4	339	1947	1.1	4.4	238	1523	.7	3.5	62	659	.2	2.5
FA '04	294	3382	.9	5.3	708	2314	2.2	8.2	390	2035	1.2	5.0	233	1385	.7	3.3	76	625	.2	2.9
SU '04	222	2618	.7	4.1	507	1673	1.6	6.3	313	1679	1.0	4.2	141	1062	.4	2.1	54	530	.2	1.9
4-Book	285	3312	.9	5.2	685	2252	2.1	8.1	373	1929	1.2	4.9	243	1431	.7	3.5	66	633	.2	2.6
SP '04	149	2276	.5	2.7	335	1320	1.1	3.8	177	1148	.6	2.3	108	819	.3	1.6	42	449	.1	1.6
KSPN-AM																				
SP '05	38	1222	.1	.7	43	401	.1	.5	54	450	.2	.7	46	569	.1	.7	34	458	.1	1.4
WI '05	45	1154	.1	.8	62	545	.2	.7	84	589	.3	1.1	69	768	.2	1.0	13	224		.5
FA '04	44	1434	.1	.8	43	462	.1	.5	53	433	.2	.7	88	932	.3	1.2	26	506	.1	1.0
SU '04	47	1306	.1	.9	35	457	.1	.4	66	501	.2	.9	63	614	.2	1.0	43	433	.1	1.5
4-Book	44	1279	.1	.8	46	466	.1	.5	64	493	.2	.9	67	721	.2	1.0	29	405	.1	1.1
SP '04	40	1141	.1	.7	33	348	.1	.4	63	489	.2	.8	84	637	.3	1.3	11	216		.4
KSSS-FM																				
SP '05	189	2707	.6	3.5	358	1627	1.1	4.3	229	1364	.7	3.0	234	1314	.7	3.4	68	534	.2	2.7
WI '05	130	2223	.4	2.4	269	1244	.8	3.2	188	1102	.6	2.4	120	909	.4	1.8	35	543	.1	1.4
FA '04	150	2491	.5	2.7	271	1300	.8	3.2	201	1292	.6	2.6	160	1273	.5	2.3	73	732	.2	2.8
SU '04	140	2473	.4	2.6	231	1180	.7	2.9	192	1197	.6	2.6	168	1162	.5	2.5	59	706	.2	2.1
4-Book	152	2474	.5	2.8	282	1338	.9	3.4	203	1239	.6	2.7	171	1165	.5	2.5	59	629	.2	2.3
SP '04	151	2371	.5	2.7	335	1299	1.1	3.8	172	1043	.5	2.2	147	963	.5	2.2	69	619	.2	2.6

** Station(s) not reported this survey.

* Listener estimates adjusted for reported broadcast schedule.

+ Station(s) changed call letters - see Page 13.

4-Book: Avg. of current and previous 3 surveys.
2-Book: Avg. of most recent 2 surveys.

Target Listener Trends

Men 18-49																				
Monday-Sunday 6AM-MID				Monday-Friday 6AM-10AM				Monday-Friday 10AM-3PM				Monday-Friday 3PM-7PM				Monday-Friday 7PM-MID				
AQH (00)	Cume (00)	AQH Rtg	AQH Shr	AQH (00)	Cume (00)	AQH Rtg	AQH Shr	AQH (00)	Cume (00)	AQH Rtg	AQH Shr	AQH (00)	Cume (00)	AQH Rtg	AQH Shr	AQH (00)	Cume (00)	AQH Rtg	AQH Shr	
+KTLK-AM																				
SP '05	30	537	.1	.6	44	330	.1	.5	42	332	.1	.6	57	311	.2	.8	15	128	.6	
WI '05	27	510	.1	.5	21	336	.1	.2	55	295	.2	.7	57	376	.2	.8	16	143	.7	
FA '04	37	909	.1	.7	29	276	.1	.3	87	480	.3	1.1	50	449	.2	.7	9	153	.3	
SU '04	36	863	.1	.7	35	383	.1	.4	77	480	.2	1.0	53	464	.2	.8	7	205	.2	
4-Book	33	705	.1	.6	32	331	.1	.4	65	397	.2	.9	54	400	.2	.8	12	157	.5	
SP '04	29	709	.1	.5	33	376	.1	.4	77	456	.2	1.0	27	347	.1	.4	14	142	.5	
KTNQ-AM																				
SP '05	52	897	.2	1.0	51	202	.2	.6	83	488	.3	1.1	110	470	.3	1.6	24	156	.1	
WI '05	43	758	.1	.8	36	234	.1	.4	70	518	.2	.9	112	344	.3	1.7	6	111	.2	
FA '04	28	666	.1	.5	19	114	.1	.2	44	297	.1	.6	76	400	.2	1.1	3	98	.1	
SU '04	35	686	.1	.6	31	244	.1	.4	42	287	.1	.6	75	263	.2	1.1	19	139	.1	
4-Book	40	752	.1	.7	34	199	.1	.4	60	398	.2	.8	93	369	.3	1.4	13	126	.1	
SP '04	**	**	**	**	**	**	**	**	**	**	**	**	**	**	**	**	**	**	**	**
KTWV-FM																				
SP '05	139	2067	.4	2.6	206	1000	.6	2.5	248	987	.8	3.3	151	893	.5	2.2	55	543	.2	
WI '05	131	2184	.4	2.4	158	1118	.5	1.9	228	1076	.7	2.9	142	1025	.4	2.1	57	699	.2	
FA '04	96	1792	.3	1.7	111	700	.3	1.3	133	771	.4	1.7	121	890	.4	1.7	58	623	.2	
SU '04	91	1910	.3	1.7	105	714	.3	1.3	154	823	.5	2.1	98	889	.3	1.5	55	550	.2	
4-Book	114	1988	.4	2.1	145	883	.4	1.8	191	914	.6	2.5	128	924	.4	1.9	56	604	.2	
SP '04	137	2112	.4	2.5	190	945	.6	2.2	236	1079	.7	3.1	165	1204	.5	2.5	50	534	.2	
KWIZ-FM																				
SP '05	33	715	.1	.6	30	266	.1	.4	39	399	.1	.5	51	384	.2	.7	27	230	.1	
WI '05	33	945	.1	.6	46	294	.1	.5	51	425	.2	.7	33	359	.1	.5	19	182	.1	
FA '04	43	764	.1	.8	35	302	.1	.4	57	482	.2	.7	64	398	.2	.9	33	241	.1	
SU '04	46	682	.1	.8	57	270	.2	.7	78	316	.2	1.1	61	400	.2	.9	13	164	.5	
4-Book	39	777	.1	.7	42	283	.1	.5	56	406	.2	.8	52	385	.2	.8	23	204	.1	
SP '04	25	631	.1	.5	24	211	.1	.3	50	281	.2	.7	18	168	.1	.3	14	115	.5	
KWEV-FM																				
SP '05	11	344	.1	.2	9	116	.1	.1	9	111	.1	.1	26	154	.1	.4	8	109	.3	
WI '05	33	526	.1	.6	53	321	.2	.6	61	244	.2	.8	46	232	.1	.7	2	76	.1	
FA '04	36	529	.1	.6	59	286	.2	.7	35	216	.1	.5	45	216	.1	.6	25	135	.1	
SU '04	18	526	.1	.3	28	257	.1	.3	18	235	.1	.2	17	283	.1	.3	21	185	.1	
4-Book	25	481	.1	.4	37	245	.1	.4	31	202	.1	.4	34	221	.1	.5	14	126	.1	
SP '04	36	599	.1	.7	64	357	.2	.7	55	285	.2	.7	41	348	.1	.6	14	155	.5	
KXOL-FM																				
SP '05	107	2017	.3	2.0	102	710	.3	1.2	168	990	.5	2.2	153	979	.5	2.2	51	552	.2	
WI '05	129	1946	.4	2.4	152	891	.5	1.8	218	1067	.7	2.8	133	902	.4	2.0	53	528	.2	
FA '04	74	1674	.3	1.3	67	579	.2	.8	123	881	.4	1.6	94	812	.3	1.3	27	377	.1	
SU '04	68	1238	.2	1.3	44	486	.1	.5	109	645	.3	1.5	95	604	.3	1.4	49	387	.2	
4-Book	95	1719	.3	1.8	91	667	.3	1.1	155	896	.5	2.0	119	824	.4	1.7	45	461	.2	
SP '04	80	1563	.3	1.4	134	626	.4	1.5	95	782	.3	1.2	85	668	.3	1.3	28	442	.1	
KYSR-FM																				
SP '05	97	2723	.3	1.8	127	1167	.4	1.5	145	1127	.5	1.9	137	1272	.4	2.0	38	609	.1	
WI '05	92	3018	.3	1.7	92	1199	.3	1.1	135	1144	.4	1.7	123	1512	.4	1.8	46	776	.1	
FA '04	81	2773	.3	1.5	138	1243	.4	1.6	87	998	.3	1.1	125	1342	.4	1.8	28	714	.1	
SU '04	90	3278	.3	1.7	90	1194	.3	1.1	119	1359	.4	1.6	130	1540	.4	2.0	38	805	.1	
4-Book	90	2948	.3	1.7	112	1201	.4	1.3	122	1157	.4	1.6	129	1417	.4	1.9	38	726	.1	
SP '04	99	2950	.3	1.8	196	1119	.6	2.2	119	1216	.4	1.6	104	1242	.3	1.6	36	725	.1	
KZLA-FM																				
SP '05	76	1629	.2	1.4	87	684	.3	1.0	116	787	.4	1.5	101	719	.3	1.5	27	525	.1	
WI '05	62	1311	.2	1.1	96	666	.3	1.1	98	670	.3	1.3	80	839	.2	1.2	20	385	.1	
FA '04	67	1157	.2	1.2	100	648	.3	1.2	118	612	.4	1.5	85	637	.3	1.2	23	204	.1	
SU '04	85	1268	.3	1.6	105	575	.3	1.3	124	615	.4	1.7	111	808	.3	1.7	40	416	.1	
4-Book	73	1341	.2	1.3	97	643	.3	1.2	114	671	.4	1.5	94	751	.3	1.4	28	383	.1	
SP '04	80	1346	.3	1.4	118	618	.4	1.4	108	661	.3	1.4	87	673	.3	1.3	22	475	.1	

** Station(s) not reported this survey.

* Listener estimates adjusted for reported broadcast schedule.

+ Station(s) changed call letters - see Page 13.

4-Book: Avg. of current and previous 3 surveys.
2-Book: Avg. of most recent 2 surveys.

Target Listener Trends

Target Listener Trends - Men 18-49

		Men 18-49																				
		Monday-Sunday 6AM-MID				Monday-Friday 6AM-10AM				Monday-Friday 10AM-3PM				Monday-Friday 3PM-7PM				Monday-Friday 7PM-MID				
		AQH (00)	Cume (00)	AQH Rtg	AQH Shr	AQH (00)	Cume (00)	AQH Rtg	AQH Shr	AQH (00)	Cume (00)	AQH Rtg	AQH Shr	AQH (00)	Cume (00)	AQH Rtg	AQH Shr	AQH (00)	Cume (00)	AQH Rtg	AQH Shr	
XTRA-AM																						
SP '05		16	253		.3	19	114	.1	.2	15	83		.2	27	213	.1	.4	16	39		.6	
WI '05		12	480		.2	15	232		.2	25	284	.1	.3	21	170	.1	.3	16	16		.4	
FA '04		38	971	.1	.7	45	395	.1	.5	82	480	.3	1.1	65	590	.2	.9	4	92		.2	
SU '04		29	899	.1	.5	32	401	.1	.4	41	405	.1	.6	59	415	.2	.9	12	172		.4	
4-Book		24	651	.1	.4	28	286	.1	.3	41	313	.1	.6	43	347	.2	.6	8	80		.3	
SP '04		28	937	.1	.5	43	321	.1	.5	60	422	.2	.8	42	502	.1	.6	1	48		.4	
KGGI-FM																						
SP '05		17	555	.1	.3	22	171	.1	.3	12	195		.2	21	291	.1	.3	17	186	.1	.7	
WI '05		26	730	.1	.5	26	346	.1	.3	24	281	.1	.3	43	283	.1	.6	22	321	.1	.9	
FA '04		14	651		.3	22	302	.1	.3	20	236	.1	.3	11	224		.2	9	103		.3	
SU '04		12	679		.2	11	157		.1	14	308		.2	15	236		.2	9	229		.3	
4-Book		17	654	.1	.3	20	244	.1	.3	18	255	.1	.3	23	259	.1	.3	14	210	.1	.6	
SP '04		14	640		.3	10	166		.1	13	179		.2	25	331	.1	.4	4	86		.1	
KOLA-FM																						
SP '05		5	230		.1	8	105		.1	8	54		.1	6	116		.1		34		.7	
WI '05		**	**	**	**	**	**	**	**	**	**	**	**	**	**	**	**	**	**	**	**	**
FA '04		**	**	**	**	**	**	**	**	**	**	**	**	**	**	**	**	**	**	**	**	**
SU '04		**	**	**	**	**	**	**	**	**	**	**	**	**	**	**	**	**	**	**	**	**
4-Book		**	**	**	**	**	**	**	**	**	**	**	**	**	**	**	**	**	**	**	**	**
SP '04		**	**	**	**	**	**	**	**	**	**	**	**	**	**	**	**	**	**	**	**	**
TOTALS																						
SP '05		5424	30487	16.9		8404	26648	26.2		7590	23228	23.7		6919	25659	21.6		2479	16305	7.7		
WI '05		5427	31035	16.9		8502	27116	26.5		7742	23310	24.2		6739	26076	21.0		2445	16680	7.6		
FA '04		5579	30772	17.4		8583	26535	26.8		7761	23454	24.2		7109	25946	22.2		2605	17171	8.1		
SU '04		5418	30249	17.0		8098	25703	25.4		7405	23398	23.2		6599	25595	20.7		2841	17392	8.9		
4-Book		5462	30636	17.1		8397	26501	26.2		7625	23348	23.8		6842	25819	21.4		2593	16887	8.1		
SP '04		5525	30509	17.3		8727	26574	27.4		7653	23401	24.0		6632	25804	20.8		2702	17305	8.5		

** Station(s) not reported this survey.

* Listener estimates adjusted for reported broadcast schedule.

+ Station(s) changed call letters - see Page 13.

4-Book: Avg. of current and previous 3 surveys.
2-Book: Avg. of most recent 2 surveys.

Target Listener Estimates

	Men 18-49																			
	Monday-Friday 6AM-7PM				Weekend 6AM-MID				Saturday 6AM-10AM				Saturday 10AM-3PM				Saturday 3PM-7PM			
	AQH (00)	Cume (00)	AQH Rtg	AQH Shr	AQH (00)	Cume (00)	AQH Rtg	AQH Shr	AQH (00)	Cume (00)	AQH Rtg	AQH Shr	AQH (00)	Cume (00)	AQH Rtg	AQH Shr	AQH (00)	Cume (00)	AQH Rtg	AQH Shr
KABC-AM																				
SP '05	60	625	.2	.8	15	275	.4		24	52	.1	.5	25	57	.1	.4	27	126	.1	.6
4-Book	116	1009	.4	1.5	20	350	.1	.5	24	74	.1	.5	31	111	.1	.5	35	136	.1	.8
KAZN-AM																				
SP '05	27	170	.1	.4	15	120	.4		21	40	.1	.5	25	79	.1	.4	22	22	.1	.5
4-Book	**	**	**	**	**	**	**	**	**	**	**	**	**	**	**	**	**	**	**	**
KBIG-FM																				
SP '05	115	1879	.4	1.5	69	1275	.2	2.0	16	63		.4	93	428	.3	1.5	100	316	.3	2.4
4-Book	128	1844	.4	1.7	79	1252	.2	2.2	57	179	.2	1.3	124	435	.4	2.1	118	372	.4	2.8
KBUA-FM																				
SP '05	72	521	.2	.9	32	362	.1	.9	76	251	.2	1.7	76	207	.2	1.3	30	95	.1	.7
4-Book	74	472	.2	1.0	31	323	.1	.9	72	164	.2	1.6	50	140	.1	.9	24	74	.1	.6
KBUE-FM																				
SP '05	305	2391	1.0	4.0	103	1423	.3	3.0	185	451	.6	4.2	242	778	.8	4.0	143	403	.4	3.4
4-Book	311	2511	1.0	4.1	152	1598	.5	4.3	208	533	.7	4.6	313	842	1.0	5.3	166	438	.5	3.9
KCBS-FM																				
SP '05	372	3966	1.2	4.9	183	2456	.6	5.3	188	561	.6	4.2	421	1271	1.3	7.0	215	683	.7	5.1
4-Book	225	3050	.7	3.0	112	1780	.4	3.2	105	355	.3	2.3	238	840	.7	4.0	139	427	.5	3.3
+KDAY-FM																				
SP '05	86	1377	.3	1.1	50	779	.2	1.4	37	157	.1	.8	101	326	.3	1.7	63	205	.2	1.5
4-Book	111	1369	.4	1.4	62	821	.2	1.8	58	208	.2	1.3	88	330	.3	1.5	67	229	.2	1.6
KDLD-FM																				
SP '05	75	866	.2	1.0	28	394	.1	.8	18	48	.1	.4	41	132	.1	.7	42	116	.1	1.0
4-Book	52	632	.2	.7	25	395	.1	.7	22	84	.1	.5	35	142	.1	.6	34	105	.1	.8
KDLE-FM																				
SP '05	60	575	.2	.8	14	259		.4	23	67	.1	.5	23	129	.1	.4	10	63		.2
4-Book	39	554	.1	.5	17	293		.5	16	59		.4	35	139	.1	.6	17	79		.4
KEBN-FM																				
SP '05	55	422	.2	.7	19	223	.1	.5	33	85	.1	.7	42	128	.1	.7	22	80	.1	.5
4-Book	**	**	**	**	**	**	**	**	**	**	**	**	**	**	**	**	**	**	**	**
KFI -AM																				
SP '05	189	1746	.6	2.5	39	677	.1	1.1	64	259	.2	1.4	83	234	.3	1.4	27	128	.1	.6
4-Book	244	2080	.8	3.2	51	842	.2	1.4	110	312	.4	2.4	72	265	.2	1.2	31	130	.1	.7
KFSH-FM																				
SP '05	43	506	.1	.6	23	371	.1	.7	33	132	.1	.7	34	149	.1	.6	56	155	.2	1.3
4-Book	45	547	.2	.6	29	414	.1	.8	30	115	.1	.6	54	193	.2	.9	39	129	.1	.9
KFWB-AM																				
SP '05	93	1839	.3	1.2	30	868	.1	.9	60	309	.2	1.4	16	167		.3	14	77		.3
4-Book	84	1731	.3	1.1	30	752	.1	.9	44	213	.1	1.0	41	208	.1	.7	27	140	.1	.6
KHHT-FM																				
SP '05	155	1997	.5	2.0	123	1338	.4	3.5	121	392	.4	2.7	233	536	.7	3.9	106	331	.3	2.5
4-Book	137	1958	.4	1.8	105	1306	.3	2.9	90	308	.3	2.0	143	448	.5	2.4	95	297	.3	2.3
KHJ -AM																				
SP '05	36	624	.1	.5	15	271		.4	18	31	.1	.4	46	164	.1	.8	8	33		.2
4-Book	51	626	.2	.7	21	287	.1	.6	41	84	.1	.9	46	154	.1	.8	22	66	.1	.5
KIIS-FM																				
SP '05	188	3557	.6	2.5	113	2196	.4	3.2	144	553	.4	3.3	196	838	.6	3.3	82	382	.3	1.9
4-Book	224	3673	.7	3.0	117	2060	.4	3.3	127	467	.4	2.8	197	817	.6	3.4	131	474	.4	3.1
KVVS-FM																				
SP '05	4	102		.1	7	95		.2	9	12		.2	15	28		.2	18	42	.1	.4
4-Book	4	79		.1	5	69		.2	7	27		.2	6	17		.1	9	28		.2

** Station(s) not reported this survey.

* Listener estimates adjusted for reported broadcast schedule.

+ Station(s) changed call letters - see Page 13.

4-Book: Avg. of current and previous 3 surveys.
2-Book: Avg. of most recent 2 surveys.

Target Listener Estimates

Target Listener Estimates - Men 18-49

		Men 18-49																				
		Monday-Friday 6AM-7PM				Weekend 6AM-MID				Saturday 6AM-10AM				Saturday 10AM-3PM				Saturday 3PM-7PM				
		AQH (00)	Cume (00)	AQH Rtg	AQH Shr	AQH (00)	Cume (00)	AQH Rtg	AQH Shr	AQH (00)	Cume (00)	AQH Rtg	AQH Shr	AQH (00)	Cume (00)	AQH Rtg	AQH Shr	AQH (00)	Cume (00)	AQH Rtg	AQH Shr	
KJLH-FM																						
SP '05		43	600	.1	.6	52	676	.2	1.5	15	57	.3		85	272	.3	1.4	45	125	.1	1.1	
4-Book		68	771	.2	.9	60	658	.2	1.7	45	149	.2	1.0	68	203	.2	1.2	52	141	.2	1.2	
KKBT-FM																						
SP '05		182	2771	.6	2.4	119	1438	.4	3.4	96	300	.3	2.2	194	695	.6	3.2	137	488	.4	3.3	
4-Book		199	3044	.6	2.6	111	1621	.4	3.1	117	361	.4	2.6	158	626	.5	2.7	123	454	.4	2.9	
KKLA-FM																						
SP '05		17	272	.1	.2	7	105	.2		2	15			18	45	.1	.3	8	30		.2	
4-Book		25	339	.1	.3	8	137	.2		9	44		.2	11	50	.1	.2	6	25		.2	
KLAC-AM																						
SP '05		77	1071	.2	1.0	15	249	.4		17	56	.1	.4	12	87	.2		31	97	.1	.7	
4-Book		50	639	.1	.7	11	219	.3		12	39	.1	.3	9	48	.2		18	60	.1	.4	
KLAX-FM																						
SP '05		393	2866	1.2	5.1	214	1903	.7	6.2	500	993	1.6	11.3	372	872	1.2	6.2	205	466	.6	4.9	
4-Book		403	3129	1.3	5.3	193	2018	.6	5.4	457	901	1.5	10.0	311	807	1.0	5.3	189	523	.6	4.5	
KLOS-FM																						
SP '05		235	3214	.7	3.1	86	1504	.3	2.5	105	396	.3	2.4	157	681	.5	2.6	96	286	.3	2.3	
4-Book		256	3297	.8	3.4	106	1689	.3	3.0	148	473	.5	3.2	194	715	.6	3.3	152	473	.5	3.6	
KLSX-FM																						
SP '05		431	3190	1.3	5.6	28	462	.1	.8	35	62	.1	.8	49	145	.2	.8	30	110	.1	.7	
4-Book		487	3304	1.5	6.4	48	684	.2	1.3	64	173	.2	1.4	60	191	.2	1.0	42	115	.1	1.0	
KLTX-AM																						
SP '05		36	220	.1	.5	15	149	.4		39	77	.1	.9	9	31		.1	18	70	.1	.4	
4-Book		52	285	.2	.7	23	184	.1	.6	42	95	.1	.9	39	92	.1	.7	22	63	.1	.5	
KLVE-FM																						
SP '05		241	2484	.8	3.2	157	1851	.5	4.5	152	405	.5	3.4	238	612	.7	4.0	161	487	.5	3.8	
4-Book		254	2769	.8	3.3	164	1872	.5	4.6	186	526	.6	4.1	263	675	.8	4.5	173	477	.6	4.1	
KLYY-FM																						
SP '05		183	1789	.6	2.4	71	928	.2	2.0	81	203	.3	1.8	102	261	.3	1.7	127	287	.4	3.0	
4-Book		147	1589	.5	1.9	76	892	.2	2.1	83	226	.3	1.8	122	321	.4	2.1	110	268	.4	2.6	
KMXE-AM																						
SP '05		78	438	.2	1.0	14	158	.4						11	46	.2		7	36	.2		
4-Book		**	**	**	**	**	**	**	**	**	**	**	**	**	**	**	**	**	**	**	**	
KMZT-FM																						
SP '05		31	715	.1	.4	33	482	.1	.9	27	76	.1	.6	53	186	.2	.9	33	124	.1	.8	
4-Book		36	689	.1	.5	27	495	.1	.8	21	91	.1	.5	44	163	.2	.7	28	111	.1	.7	
KNX -AM																						
SP '05		86	1800	.3	1.1	23	753	.1	.7	50	303	.2	1.1	30	243	.1	.5	33	138	.1	.8	
4-Book		91	1835	.3	1.2	28	669	.1	.8	45	218	.2	1.0	47	228	.1	.8	39	171	.1	.9	
KOST-FM																						
SP '05		152	1837	.5	2.0	75	1171	.2	2.2	54	194	.2	1.2	164	421	.5	2.7	99	268	.3	2.4	
4-Book		153	1888	.5	2.0	87	1190	.3	2.5	85	249	.3	1.9	156	483	.5	2.7	112	335	.4	2.7	
KPWR-FM																						
SP '05		382	4690	1.2	5.0	204	2865	.6	5.9	193	745	.6	4.4	375	1308	1.2	6.2	378	1118	1.2	9.0	
4-Book		399	4955	1.2	5.3	218	3022	.7	6.1	218	735	.7	4.8	387	1274	1.2	6.6	328	1064	1.0	7.8	
KRCB-FM																						
SP '05		102	1036	.3	1.3	52	754	.2	1.5	76	157	.2	1.7	94	206	.3	1.6	64	182	.2	1.5	
4-Book		113	1109	.4	1.5	65	764	.2	1.8	89	213	.3	1.9	96	225	.3	1.7	77	207	.2	1.8	
KRCV-FM																						
SP '05		80	853	.2	1.0	30	452	.1	.9	69	168	.2	1.6	55	136	.2	.9	24	117	.1	.6	
4-Book		81	800	.2	1.0	46	481	.2	1.3	60	154	.2	1.3	67	197	.2	1.1	42	128	.1	1.0	

** Station(s) not reported this survey.

* Listener estimates adjusted for reported broadcast schedule.

+ Station(s) changed call letters - see Page 13.

4-Book: Avg. of current and previous 3 surveys.
2-Book: Avg. of most recent 2 surveys.

Target Listener Estimates

Men 18-49																				
Monday-Friday 6AM-7PM				Weekend 6AM-MID				Saturday 6AM-10AM				Saturday 10AM-3PM				Saturday 3PM-7PM				
AQH (00)	Cume (00)	AQH Rtg	AQH Shr	AQH (00)	Cume (00)	AQH Rtg	AQH Shr	AQH (00)	Cume (00)	AQH Rtg	AQH Shr	AQH (00)	Cume (00)	AQH Rtg	AQH Shr	AQH (00)	Cume (00)	AQH Rtg	AQH Shr	
KRLA-AM																				
SP '05	31	337	.1	.4	2	31	.1	7	31	.2		3	16							
4-Book	53	481	.2	.7	5	103	.2	8	41	.2		13	43	.2		4	22		.1	
KROQ-FM																				
SP '05	397	4868	1.2	5.2	222	3130	.7	6.4	159	631	.5	3.6	394	1349	1.2	6.6	278	926	.9	6.6
4-Book	437	5313	1.4	5.7	201	2997	.6	5.7	181	670	.6	4.0	366	1320	1.2	6.2	243	871	.8	5.8
KRTH-FM																				
SP '05	117	1870	.4	1.5	67	1091	.2	1.9	80	274	.2	1.8	135	490	.4	2.2	97	243	.3	2.3
4-Book	141	2188	.5	1.8	80	1219	.3	2.2	92	264	.3	2.0	147	485	.4	2.5	114	363	.4	2.7
KSCA-FM																				
SP '05	533	3461	1.7	7.0	175	1868	.5	5.0	567	1141	1.8	12.8	298	768	.9	5.0	137	416	.4	3.3
4-Book	430	3016	1.4	5.6	176	1758	.6	4.9	523	997	1.7	11.5	272	715	.8	4.6	157	409	.5	3.8
KSPN-AM																				
SP '05	48	992	.1	.6	23	410	.1	.7	15	62	.3		37	97	.1	.6	33	94	.1	.8
4-Book	59	1075	.2	.8	26	452	.1	.8	14	74	.3		49	166	.2	.8	27	103	.1	.7
KSSE-FM																				
SP '05	270	2332	.8	3.5	128	1320	.4	3.7	145	356	.5	3.3	219	606	.7	3.6	212	580	.7	5.0
4-Book	217	2116	.7	2.9	101	1223	.3	2.9	135	345	.4	3.0	176	498	.6	3.0	134	385	.4	3.2
+KTLK-AM																				
SP '05	47	485	.1	.6	8	159	.2					10	53	.2		6	32		.1	
4-Book	52	615	.2	.7	11	233	.1	.3	11	40	.1	.3	23	88	.1	.4	21	75	.1	.5
KTNQ-AM																				
SP '05	81	791	.3	1.1	19	289	.1	.5	23	62	.1	.5	31	105	.1	.5	41	75	.1	1.0
4-Book	62	649	.2	.8	17	232	.1	.5	23	63	.1	.5	25	69	.1	.4	32	65	.1	.8
KTWV-FM																				
SP '05	205	1623	.6	2.7	78	964	.2	2.2	151	302	.5	3.4	98	304	.3	1.6	114	324	.4	2.7
4-Book	158	1591	.5	2.1	77	943	.2	2.2	109	305	.4	2.4	135	366	.4	2.3	88	276	.3	2.1
KWIZ-FM																				
SP '05	40	555	.1	.5	25	364	.1	.7	8	46	.2		19	44	.1	.3	42	111	.1	1.0
4-Book	51	618	.2	.7	29	418	.1	.8	39	115	.1	.9	37	101	.1	.6	33	97	.1	.8
KWVE-FM																				
SP '05	14	276	.1	.2	9	179	.3		20	30	.1	.5	10	44	.2		7	36	.2	
4-Book	34	399	.1	.5	16	253	.1	.5	22	53	.1	.5	29	83	.1	.5	15	38	.1	.4
KXOL-FM																				
SP '05	143	1578	.4	1.9	80	1087	.2	2.3	70	252	.2	1.6	123	365	.4	2.0	82	270	.3	1.9
4-Book	124	1386	.4	1.6	76	921	.2	2.2	70	207	.2	1.6	153	358	.5	2.6	95	257	.3	2.3
KYSR-FM																				
SP '05	137	2201	.4	1.8	67	1247	.2	1.9	43	160	.1	1.0	77	419	.2	1.3	70	354	.2	1.7
4-Book	121	2353	.4	1.6	71	1387	.2	2.0	48	216	.2	1.1	111	503	.4	1.9	88	351	.3	2.1
KZLA-FM																				
SP '05	103	1327	.3	1.3	60	873	.2	1.7	62	293	.2	1.4	121	415	.4	2.0	97	334	.3	2.3
4-Book	103	1145	.3	1.3	49	708	.2	1.4	49	207	.2	1.1	90	329	.3	1.5	70	236	.2	1.6
XTRA-AM																				
SP '05	20	253	.1	.3	9	100	.3		9	55	.2		18	40	.1	.3	18	18	.1	.4
4-Book	38	579	.1	.5	10	199	.3		13	66	.1	.3	21	86	.1	.4	16	51	.1	.4
KGGI-FM																				
SP '05	18	453	.1	.2	16	284	.5		15	45	.3		5	32	.1	.1	33	83	.1	.8
4-Book	20	497	.1	.3	14	272	.4		13	53	.3		19	87	.1	.3	27	76	.1	.7
KOLA-FM																				
SP '05	7	159	.1	.1	4	95	.1						3	34	.1	.1	2	12	.1	.1
4-Book	**	**	**	**	**	**	**	**	**	**	**	**	**	**	**	**	**	**	**	**
TOTALS																				
SP '05	7634	30079	23.8		3479	23682	10.9		4426	11049	13.8		6012	14489	18.8		4211	10778	13.1	
4-Book	7621	30165	23.8		3555	23966	11.2		4567	11299	14.3		5896	14583	18.4		4219	10972	13.2	

** Station(s) not reported this survey.

* Listener estimates adjusted for reported broadcast schedule.

+ Station(s) changed call letters - see Page 13.

4-Book: Avg. of current and previous 3 surveys.
2-Book: Avg. of most recent 2 surveys.

Target Listener Estimates

Target Listener Estimates - Men 18-49

Men 18-49																			
Saturday 7PM-MID				Sunday 6AM-10AM				Sunday 10AM-3PM				Sunday 3PM-7PM				Sunday 7PM-MID			
AQH (00)	Cume (00)	AQH Rtg	AQH Shr	AQH (00)	Cume (00)	AQH Rtg	AQH Shr	AQH (00)	Cume (00)	AQH Rtg	AQH Shr	AQH (00)	Cume (00)	AQH Rtg	AQH Shr	AQH (00)	Cume (00)	AQH Rtg	AQH Shr
KABC-AM																			
SP '05	11	87	.5	11	42	.5	15	54	.4	7	26	.2	3	14	.2				
4-Book	10	54	.4	11	47	.5	25	101	.1	.7	21	81	.1	.7	7	34	.4		
KAZN-AM																			
SP '05				14	22	.6	20	66	.1	.5	24	44	.1	.8					
4-Book	**	**	**	**	**	**	**	**	**	**	**	**	**	**	**	**	**	**	**
KBIG-FM																			
SP '05	133	466	.4	13	82	.6	86	323	.3	2.2	73	225	.2	2.4	25	183	.1	1.4	
4-Book	124	365	.4	29	108	.1	1.2	78	346	.3	2.0	61	194	.2	2.0	30	145	.1	1.6
KBUA-FM																			
SP '05	10	47	.4	15	44	.7	24	65	.1	.6	18	29	.1	.6	14	47	.8		
4-Book	18	57	.1	24	67	.1	1.0	24	74	.1	.6	25	72	.1	.8	16	51	.1	.8
KBUE-FM																			
SP '05	66	316	.2	45	149	.1	2.1	62	267	.2	1.6	49	186	.2	1.6	34	111	.1	2.0
4-Book	84	277	.3	81	206	.3	3.3	165	449	.6	4.3	141	346	.4	4.4	55	166	.2	2.8
KCBS-FM																			
SP '05	110	574	.3	114	477	.4	5.2	194	848	.6	5.1	147	546	.5	4.7	59	221	.2	3.4
4-Book	75	340	.2	49	239	.2	2.2	122	490	.4	3.2	107	386	.4	3.4	48	193	.2	2.5
+KDAY-FM																			
SP '05	41	188	.1	32	90	.1	1.5	73	207	.2	1.9	44	173	.1	1.4	7	59	.4	
4-Book	58	203	.2	48	140	.2	2.0	78	242	.2	2.0	69	201	.2	2.2	32	113	.1	1.6
KDLD-FM																			
SP '05	14	51	.6					41	134	.1	1.1	49	119	.2	1.6	20	110	.1	1.2
4-Book	23	81	.1	4	27	.2		32	127	.1	.8	30	104	.1	1.0	18	83	.1	1.0
KDLE-FM																			
SP '05	12	70	.5	1	20			20	115	.1	.5	19	76	.1	.6	8	42	.5	
4-Book	7	48	.3	4	28	.1		28	102	.1	.7	17	68	.1	.6	6	22	.3	
KEBN-FM																			
SP '05	5	33	.2	8	31	.4	24	81	.1	.6	17	65	.1	.5	5	16	.3		
4-Book	**	**	**	**	**	**	**	**	**	**	**	**	**	**	**	**	**	**	**
KFI -AM																			
SP '05	15	124	.6	20	98	.1	.9	22	101	.1	.6	28	98	.1	.9	48	159	.1	2.8
4-Book	35	184	.1	40	154	.1	1.7	34	149	.1	.9	24	100	.1	.8	60	196	.2	3.2
KFSH-FM																			
SP '05	8	93	.3	17	120	.1	.8	23	147	.1	.6	19	109	.1	.6	3	30	.2	
4-Book	10	73	.4	31	168	.1	1.3	34	204	.1	.9	31	123	.1	1.0	7	39	.4	
KFVB-AM																			
SP '05	20	62	.1	34	148	.1	1.5	55	244	.2	1.4	40	228	.1	1.3	8	71	.5	
4-Book	23	96	.1	30	123	.1	1.2	45	220	.2	1.1	27	138	.1	.8	10	79	.5	
KHHT-FM																			
SP '05	68	231	.2	70	176	.2	3.2	78	289	.2	2.0	110	364	.3	3.6	184	383	.6	10.6
4-Book	93	287	.3	58	177	.2	2.5	70	251	.2	1.8	103	327	.3	3.3	172	348	.6	9.1
KHJ -AM																			
SP '05	2	16	.1	17	31	.1	.8	17	45	.1	.4	8	15	.3					
4-Book	9	29	.4	14	35	.1	.6	16	57	.1	.4	8	25	.3		8	33	.4	
KIIS-FM																			
SP '05	87	326	.3	77	325	.2	3.5	148	706	.5	3.9	122	502	.4	3.9	42	272	.1	2.4
4-Book	102	406	.3	74	300	.2	3.2	141	623	.5	3.7	108	409	.4	3.4	50	238	.1	2.6
KVVS-FM																			
SP '05	8	12	.3					5	52	.1									
4-Book	9	19	.4	1	3			4	25	.1		3	10	.1		2	13	.1	

** Station(s) not reported this survey.

* Listener estimates adjusted for reported broadcast schedule.

+ Station(s) changed call letters - see Page 13.

4-Book: Avg. of current and previous 3 surveys.
2-Book: Avg. of most recent 2 surveys.

Target Listener Estimates

Men 18-49																				
Saturday 7PM-MID				Sunday 6AM-10AM				Sunday 10AM-3PM				Sunday 3PM-7PM				Sunday 7PM-MID				
AQH (00)	Cume (00)	AQH Rtg	AQH Shr	AQH (00)	Cume (00)	AQH Rtg	AQH Shr	AQH (00)	Cume (00)	AQH Rtg	AQH Shr	AQH (00)	Cume (00)	AQH Rtg	AQH Shr	AQH (00)	Cume (00)	AQH Rtg	AQH Shr	
KJLH-FM																				
SP '05	23	92	.1	1.0	62	184	.2	2.8	90	335	.3	2.3	53	138	.2	1.7	34	108	.1	2.0
4-Book	35	123	.1	1.4	74	180	.3	3.1	92	300	.3	2.4	75	175	.2	2.4	35	101	.1	1.9
KKBT-FM																				
SP '05	128	458	.4	5.5	91	220	.3	4.1	91	352	.3	2.4	128	449	.4	4.1	80	277	.2	4.6
4-Book	97	385	.3	3.9	81	250	.3	3.4	110	430	.4	2.9	116	373	.4	3.6	81	305	.2	4.2
KKLA-FM																				
SP '05	1	15			2	27		.1	9	42		.2				.1	11	49		.6
4-Book	4	30		.2	7	36		.3	13	42		.3	4	11		.1	7	31		.4
KLAC-AM																				
SP '05	8	58		.3	6	30		.3	17	85		.4	28	122		.1	8	43		.5
4-Book	7	38		.3	8	29		.4	17	67		.4	11	53		.4	9	30		.5
KLAX-FM																				
SP '05	97	321	.3	4.2	113	329	.4	5.2	248	558	.8	6.5	137	310	.4	4.4	59	256	.2	3.4
4-Book	79	256	.2	3.2	166	396	.5	6.9	174	512	.5	4.5	126	319	.4	3.9	72	234	.2	3.8
KLOS-FM																				
SP '05	34	126	.1	1.5	39	173	.1	1.8	114	416	.4	3.0	97	340	.3	3.1	47	166	.1	2.7
4-Book	49	219	.2	2.0	56	212	.2	2.4	113	474	.4	3.0	103	363	.3	3.2	45	189	.1	2.4
KLSX-FM																				
SP '05	6	37		.3	47	186	.1	2.1	31	163	.1	.8	23	104	.1	.7	4	21		.2
4-Book	26	86	.1	1.1	65	187	.2	2.7	53	191	.2	1.4	49	150	.2	1.5	25	85	.1	1.2
KLTX-AM																				
SP '05	3	15		.1	27	64	.1	1.2	10	46		.3	12	46		.4	7	32		.4
4-Book	10	37		.4	32	80	.1	1.4	19	64		.5	14	27	.1	.4	7	28		.4
KLVE-FM																				
SP '05	122	337	.4	5.2	125	321	.4	5.7	255	694	.8	6.6	86	239	.3	2.8	96	285	.3	5.5
4-Book	129	401	.4	5.2	135	356	.4	5.7	197	541	.6	5.1	112	301	.4	3.6	106	318	.3	5.5
KLYY-FM																				
SP '05	37	176	.1	1.6	69	177	.2	3.1	96	243	.3	2.5	55	140	.2	1.8	10	69		.6
4-Book	52	163	.2	2.1	52	162	.2	2.2	100	264	.3	2.6	69	186	.2	2.2	25	92	.1	1.3
KMXE-AM																				
SP '05	23	46	.1	1.0	3	14		.1	11	53		.3	26	51	.1	.8	26	48	.1	1.5
4-Book	**	**	**	**	**	**	**	**	**	**	**	**	**	**	**	**	**	**	**	**
KMZT-FM																				
SP '05	18	71	.1	.8	16	70		.7	57	183	.2	1.5	30	71	.1	1.0	21	91	.1	1.2
4-Book	17	61	.1	.7	18	82		.8	38	162	.1	1.0	27	96	.1	.9	17	79	.1	.9
KNX -AM																				
SP '05	7	37		.3	28	137	.1	1.3	12	113		.3	15	141		.5	13	75		.8
4-Book	11	54		.4	24	116	.1	1.0	29	132	.1	.8	21	115	.1	.7	14	78		.8
KOST-FM																				
SP '05	51	277	.2	2.2	35	149	.1	1.6	64	213	.2	1.7	55	188	.2	1.8	69	214	.2	4.0
4-Book	70	281	.2	2.9	40	161	.1	1.7	100	338	.3	2.6	74	235	.2	2.4	54	217	.2	2.9
KPWR-FM																				
SP '05	168	693	.5	7.2	77	269	.2	3.5	170	690	.5	4.4	168	519	.5	5.4	104	347	.3	6.0
4-Book	194	733	.6	7.8	98	353	.3	4.1	192	742	.6	5.0	191	636	.6	6.0	128	445	.4	6.6
KRCD-FM																				
SP '05	41	128	.1	1.8	25	94	.1	1.1	24	75	.1	.6	60	210	.2	1.9	39	137	.1	2.3
4-Book	61	195	.2	2.5	39	114	.1	1.6	54	155	.2	1.4	56	161	.2	1.8	48	148	.2	2.5
KRCV-FM																				
SP '05	21	76	.1	.9	12	60		.5	38	121	.1	1.0	12	95		.4	6	48		.3
4-Book	35	108	.1	1.4	26	73	.1	1.1	47	139	.2	1.2	50	129	.2	1.6	39	105	.1	2.0

** Station(s) not reported this survey.

* Listener estimates adjusted for reported broadcast schedule.

+ Station(s) changed call letters - see Page 13.

4-Book: Avg. of current and previous 3 surveys.
2-Book: Avg. of most recent 2 surveys.

Target Listener Estimates

Target Listener Estimates - Men 18-49

		Men 18-49																				
		Saturday 7PM-MID				Sunday 6AM-10AM				Sunday 10AM-3PM				Sunday 3PM-7PM				Sunday 7PM-MID				
		AQH (00)	Cume (00)	AQH Rtg	AQH Shr	AQH (00)	Cume (00)	AQH Rtg	AQH Shr	AQH (00)	Cume (00)	AQH Rtg	AQH Shr	AQH (00)	Cume (00)	AQH Rtg	AQH Shr	AQH (00)	Cume (00)	AQH Rtg	AQH Shr	
KRLA-AM																						
SP '05						3	16		.1													
4-Book		5	17		.2	4	8		.1	2	12		.1		4			3	18		.2	
KROQ-FM																						
SP '05		166	698	.5	7.1	98	394	.3	4.5	295	1113	.9	7.7	193	791	.6	6.2	160	620	.5	9.2	
4-Book		151	643	.5	6.2	100	388	.3	4.3	223	846	.7	5.8	186	688	.6	5.9	139	546	.4	7.3	
KRTH-FM																						
SP '05		50	194	.2	2.1	34	127	.1	1.5	62	262	.2	1.6	60	150	.2	1.9	16	54		.9	
4-Book		50	200	.2	2.0	44	152	.1	1.8	102	356	.3	2.6	65	226	.2	2.1	23	123	.1	1.2	
KSCA-FM																						
SP '05		57	213	.2	2.5	155	374	.5	7.1	136	349	.4	3.5	82	228	.3	2.6	15	77		.9	
4-Book		56	189	.2	2.3	164	390	.5	7.0	143	385	.5	3.7	92	218	.3	2.9	42	149	.1	2.2	
KSPN-AM																						
SP '05		19	71	.1	.8	8	51		.4	23	164	.1	.6	26	51	.1	.8	22	62	.1	1.3	
4-Book		20	83	.1	.8	13	60		.6	31	132	.1	.8	33	108	.1	1.0	17	76	.1	.9	
KSSE-FM																						
SP '05		42	133	.1	1.8	90	209	.3	4.1	134	404	.4	3.5	144	325	.4	4.7	54	185	.2	3.1	
4-Book		55	181	.2	2.3	62	180	.2	2.7	111	344	.4	2.9	94	240	.3	3.0	45	157	.1	2.4	
+KTLK-AM																						
SP '05		12	77		.5	4	18		.2					11	72		.4	17	66		1.0	
4-Book		4	31		.2	5	34		.2	10	32		.3	11	50		.3	6	26		.4	
KTNQ-AM																						
SP '05		21	61	.1	.9					5	15		.1	28	75	.1	.9	5	31		.3	
4-Book		13	45	.1	.5	6	15		.2	13	38		.3	23	54	.1	.7	5	23		.3	
KTWV-FM																						
SP '05		65	192	.2	2.8	46	132	.1	2.1	53	258	.2	1.4	76	256	.2	2.5	35	104	.1	2.0	
4-Book		57	201	.2	2.3	48	156	.2	2.1	83	281	.3	2.2	61	201	.2	2.0	34	129	.1	1.8	
KWIZ-FM																						
SP '05		14	47		.6	26	61	.1	1.2	35	92	.1	.9	33	128	.1	1.1	23	79	.1	1.3	
4-Book		20	79	.1	.8	31	106	.1	1.3	30	115	.1	.8	28	106	.1	.9	16	53	.1	.8	
KWVE-FM																						
SP '05		4	28		.2	19	71	.1	.9	7	37		.2	3	36		.1	2	20		.1	
4-Book		12	44	.1	.5	16	59	.1	.7	18	88	.1	.5	6	34		.2	8	34		.4	
KXOL-FM																						
SP '05		104	326	.3	4.5	40	134	.1	1.8	76	272	.2	2.0	95	299	.3	3.1	43	182	.1	2.5	
4-Book		57	195	.2	2.4	43	140	.1	1.8	82	233	.3	2.1	64	184	.2	2.1	37	150	.1	2.0	
KYSR-FM																						
SP '05		102	311	.3	4.4	44	146	.1	2.0	93	522	.3	2.4	68	222	.2	2.2	34	168	.1	2.0	
4-Book		74	295	.2	3.1	37	169	.1	1.6	94	461	.3	2.4	75	284	.2	2.4	34	160	.1	1.8	
KZLA-FM																						
SP '05		21	63	.1	.9	13	104		.6	80	308	.2	2.1	77	266	.2	2.5	14	122		.8	
4-Book		27	87	.1	1.1	27	133	.1	1.1	69	247	.2	1.8	46	172	.2	1.5	14	98		.7	
XTRA-AM																						
SP '05		20	40	.1	.9	4	40		.2	4	18		.1									
4-Book		10	39		.4	6	38		.3	9	39		.2	4	22		.1	1	6		.1	
KGCI-FM																						
SP '05		28	135	.1	1.2	9	12		.4	18	72	.1	.5	14	80		.5	8	28		.5	
4-Book		14	68		.6	5	10		.2	10	50	.1	.3	11	54		.4	15	36		.8	
KOLA-FM																						
SP '05		5	34		.2	5	19		.2	9	61		.2	2	12		.1	1	12		.1	
4-Book		**	**	**	**	**	**	**	**	**	**	**	**	**	**	**	**	**	**	**	**	**
TOTALS																						
SP '05		2326	7625	7.3		2194	6602	6.8		3836	10508	12.0		3095	8234	9.7		1733	5533	5.4		
4-Book		2468	7755	7.7		2376	6944	7.4		3853	10764	12.1		3169	8395	9.9		1911	5857	6.0		

** Station(s) not reported this survey.

* Listener estimates adjusted for reported broadcast schedule.

+ Station(s) changed call letters - see Page 13.

4-Book: Avg. of current and previous 3 surveys.
2-Book: Avg. of most recent 2 surveys.

Target Listener Trends

Men 25-49																				
Monday-Sunday 6AM-MID				Monday-Friday 6AM-10AM				Monday-Friday 10AM-3PM				Monday-Friday 3PM-7PM				Monday-Friday 7PM-MID				
AQH (00)	Cume (00)	AQH Rtg	AQH Shr	AQH (00)	Cume (00)	AQH Rtg	AQH Shr	AQH (00)	Cume (00)	AQH Rtg	AQH Shr	AQH (00)	Cume (00)	AQH Rtg	AQH Shr	AQH (00)	Cume (00)	AQH Rtg	AQH Shr	
KABC-AM																				
SP '05	37	732	.1	.8	47	306	.2	.7	55	350	.2	.9	59	421	.2	1.0	25	206	.1	1.4
WI '05	68	1072	.3	1.6	99	498	.4	1.4	134	580	.5	2.1	88	582	.3	1.6	37	470	.1	2.1
FA '04	100	1354	.4	2.2	72	592	.3	1.0	239	777	.9	3.7	171	928	.7	2.9	43	295	.2	2.3
SU '04	69	1212	.3	1.6	77	514	.3	1.1	125	653	.5	2.0	118	607	.5	2.2	23	241	.1	1.1
4-Book	69	1093	.3	1.6	74	478	.3	1.1	138	590	.5	2.2	109	635	.4	1.9	32	303	.1	1.7
SP '04	110	1579	.4	2.4	104	700	.4	1.4	167	815	.7	2.6	178	950	.7	3.3	85	442	.3	4.1
KAZN-AM																				
SP '05	19	187	.1	.4	30	117	.1	.4	27	92	.1	.4	24	69	.1	.4	5	69		.3
WI '05	**	**	**	**	**	**	**	**	**	**	**	**	**	**	**	**	**	**	**	**
FA '04	**	**	**	**	**	**	**	**	**	**	**	**	**	**	**	**	**	**	**	**
SU '04	**	**	**	**	**	**	**	**	**	**	**	**	**	**	**	**	**	**	**	**
4-Book	**	**	**	**	**	**	**	**	**	**	**	**	**	**	**	**	**	**	**	**
SP '04	**	**	**	**	**	**	**	**	**	**	**	**	**	**	**	**	**	**	**	**
KBIG-FM																				
SP '05	84	2185	.3	1.9	85	681	.3	1.2	111	785	.4	1.7	121	1127	.5	2.1	53	648	.2	2.9
WI '05	92	2109	.4	2.1	80	682	.3	1.1	114	860	.4	1.8	134	1099	.5	2.5	69	659	.3	3.9
FA '04	96	2146	.4	2.1	114	908	.4	1.6	169	907	.7	2.6	110	974	.4	1.9	33	416	.1	1.8
SU '04	97	2281	.4	2.2	119	804	.5	1.7	138	832	.5	2.3	125	1103	.5	2.3	39	561	.2	1.8
4-Book	92	2180	.4	2.1	100	769	.4	1.4	133	846	.5	2.1	123	1076	.5	2.2	49	571	.2	2.6
SP '04	100	2282	.4	2.2	130	873	.5	1.7	172	1124	.7	2.7	120	921	.5	2.2	45	642	.2	2.2
KBUA-FM																				
SP '05	32	384	.1	.7	56	306	.2	.8	44	215	.2	.7	29	173	.1	.5	12	89		.6
WI '05	32	406	.1	.7	64	267	.3	.9	52	261	.2	.8	19	181	.1	.3	11	125		.6
FA '04	45	383	.2	1.0	72	244	.3	1.0	82	219	.3	1.3	56	232	.2	.9	12	112		.6
SU '04	33	293	.1	.7	46	170	.2	.7	65	201	.3	1.1	27	185	.1	.5	8	61		.4
4-Book	36	367	.1	.8	60	247	.3	.9	61	224	.3	1.0	33	193	.1	.6	11	97		.6
SP '04	22	288	.1	.5	43	161	.2	.6	29	115	.1	.5	22	180	.1	.4	3	32		.1
KBUE-FM																				
SP '05	145	1898	.6	3.3	228	950	.9	3.2	303	1193	1.2	4.8	130	901	.5	2.3	40	403	.2	2.2
WI '05	152	2004	.6	3.5	205	1066	.8	2.9	330	1302	1.3	5.2	127	854	.5	2.3	31	291	.1	1.7
FA '04	137	2033	.5	3.0	178	1066	.7	2.5	228	1115	.9	3.5	157	914	.6	2.7	49	484	.2	2.6
SU '04	159	1990	.6	3.6	193	834	.8	2.8	237	1107	.9	3.9	193	1141	.8	3.5	56	438	.2	2.6
4-Book	148	1981	.6	3.4	201	979	.8	2.9	275	1179	1.1	4.4	152	953	.6	2.7	44	404	.2	2.3
SP '04	180	2241	.7	3.9	250	1149	1.0	3.4	261	1209	1.0	4.1	214	1206	.8	4.0	72	695	.3	3.5
KCBS-FM																				
SP '05	239	3999	.9	5.4	299	2050	1.2	4.2	390	2080	1.5	6.1	323	2465	1.3	5.7	70	1067	.3	3.8
WI '05	96	3032	.4	2.2	112	1268	.4	1.6	131	1431	.5	2.1	144	1732	.6	2.6	46	782	.2	2.6
FA '04	122	2538	.5	2.7	141	1107	.6	2.0	222	1225	.9	3.4	178	1548	.7	3.0	36	665	.1	1.9
SU '04	100	2833	.4	2.2	99	912	.4	1.4	156	1046	.6	2.6	128	1558	.5	2.3	46	705	.2	2.1
4-Book	139	3101	.6	3.1	163	1334	.7	2.3	225	1446	.9	3.6	193	1826	.8	3.4	50	805	.2	2.6
SP '04	125	3049	.5	2.7	159	1139	.6	2.1	182	1462	.7	2.8	184	1745	.7	3.4	47	723	.2	2.3
+KDAY-FM																				
SP '05	42	1083	.2	.9	40	391	.2	.6	68	526	.3	1.1	53	479	.2	.9	19	259	.1	1.0
WI '05	74	1343	.3	1.7	72	590	.3	1.0	132	784	.5	2.1	99	742	.4	1.8	36	384	.1	2.0
FA '04	82	1073	.3	1.8	87	448	.3	1.2	98	581	.4	1.5	134	752	.5	2.3	58	442	.2	3.1
SU '04	67	986	.3	1.5	85	443	.3	1.2	75	452	.3	1.2	94	517	.4	1.7	44	389	.2	2.0
4-Book	66	1121	.3	1.5	71	468	.3	1.0	93	586	.4	1.5	95	623	.4	1.7	39	369	.2	2.0
SP '04	52	810	.2	1.1	27	276	.1	.4	92	418	.4	1.4	80	418	.3	1.5	20	142	.1	1.0
KDLD-FM																				
SP '05	43	806	.2	1.0	49	382	.2	.7	77	525	.3	1.2	54	351	.2	.9	22	289	.1	1.2
WI '05	30	644	.1	.7	31	375	.1	.4	57	347	.2	.9	42	348	.2	.8	10	198		.6
FA '04	35	611	.1	.8	22	239	.1	.3	57	288	.2	.9	42	385	.2	.7	31	237	.1	1.6
SU '04	23	483	.1	.5	21	217	.1	.3	34	227	.1	.6	41	254	.2	.7	11	148		.5
4-Book	33	636	.1	.8	31	303	.1	.4	56	347	.2	.9	45	335	.2	.8	19	218	.1	1.0
SP '04	27	519	.1	.6	6	97		.1	62	375	.2	1.0	45	354	.2	.8	18	145	.1	.9

** Station(s) not reported this survey.

* Listener estimates adjusted for reported broadcast schedule.

+ Station(s) changed call letters - see Page 13.

4-Book: Avg. of current and previous 3 surveys.
2-Book: Avg. of most recent 2 surveys.

Target Listener Trends

Men 25-49

	Monday-Sunday 6AM-MID				Monday-Friday 6AM-10AM				Monday-Friday 10AM-3PM				Monday-Friday 3PM-7PM				Monday-Friday 7PM-MID			
	AQH (00)	Cume (00)	AQH Rtg	AQH Shr	AQH (00)	Cume (00)	AQH Rtg	AQH Shr	AQH (00)	Cume (00)	AQH Rtg	AQH Shr	AQH (00)	Cume (00)	AQH Rtg	AQH Shr	AQH (00)	Cume (00)	AQH Rtg	AQH Shr
KDLE-FM																				
SP '05	37	638	.1	.8	44	267	.2	.6	82	402	.3	1.3	45	389	.2	.8	11	203		.6
WI '05	26	495	.1	.6	13	211	.1	.2	51	226	.2	.8	45	332	.2	.8	16	160	.1	.9
FA '04	28	615	.1	.6	32	333	.1	.4	51	286	.2	.8	32	342	.1	.5	6	140		.3
SU '04	11	460		.2	5	117		.1	16	241	.1	.3	14	299	.1	.3	9	132		.4
4-Book	26	552	.1	.6	24	232	.1	.3	50	289	.2	.8	34	341	.2	.6	11	159		.6
SP '04	28	494	.1	.6	38	259	.2	.5	51	301	.2	.8	45	234	.2	.8	6	128		.3
KEBN-FM																				
SP '05	30	351	.1	.7	54	201	.2	.8	55	186	.2	.9	33	184	.1	.6	7	98		.4
WI '05	**	**	**	**	**	**	**	**	**	**	**	**	**	**	**	**	**	**	**	**
FA '04	**	**	**	**	**	**	**	**	**	**	**	**	**	**	**	**	**	**	**	**
SU '04	**	**	**	**	**	**	**	**	**	**	**	**	**	**	**	**	**	**	**	**
4-Book	**	**	**	**	**	**	**	**	**	**	**	**	**	**	**	**	**	**	**	**
SP '04	**	**	**	**	**	**	**	**	**	**	**	**	**	**	**	**	**	**	**	**
KFI -AM																				
SP '05	114	1711	.4	2.6	226	1168	.9	3.2	139	955	.5	2.2	196	1097	.8	3.4	46	452	.2	2.5
WI '05	171	2421	.7	3.9	273	1337	1.1	3.9	216	1129	.8	3.4	311	1356	1.2	5.7	93	609	.4	5.2
FA '04	135	2159	.5	3.0	236	1158	.9	3.3	159	948	.6	2.5	256	1191	1.0	4.3	76	668	.3	4.0
SU '04	169	2361	.7	3.8	323	1405	1.3	4.7	201	1049	.8	3.3	317	1482	1.3	5.8	63	584	.2	2.9
4-Book	147	2163	.6	3.3	265	1267	1.1	3.8	179	1020	.7	2.9	270	1282	1.1	4.8	70	578	.3	3.7
SP '04	173	2575	.7	3.8	365	1648	1.4	4.9	232	1235	.9	3.6	194	1287	.8	3.6	82	782	.3	3.9
KFSH-FM																				
SP '05	26	497	.1	.6	43	301	.2	.6	29	236	.1	.5	42	366	.2	.7	8	188		.4
WI '05	20	502	.1	.5	31	226	.1	.4	28	242	.1	.4	26	308	.1	.5	9	170		.5
FA '04	37	685	.1	.8	50	345	.2	.7	62	359	.2	1.0	48	380	.2	.8	8	136		.4
SU '04	35	648	.1	.8	45	314	.2	.7	43	272	.2	.7	35	297	.1	.6	10	167		.5
4-Book	30	583	.1	.7	42	297	.2	.6	41	277	.2	.7	38	338	.2	.7	9	165		.5
SP '04	53	671	.2	1.2	81	377	.3	1.1	87	436	.3	1.4	48	361	.2	.9	17	253	.1	.8
KFWB-AM																				
SP '05	64	2119	.3	1.4	130	1196	.5	1.8	57	731	.2	.9	97	1200	.4	1.7	41	559	.2	2.2
WI '05	53	1726	.2	1.2	140	1092	.5	2.0	70	531	.3	1.1	59	808	.2	1.1	10	390		.6
FA '04	53	1870	.2	1.2	112	1045	.4	1.6	58	672	.2	.9	71	955	.3	1.2	19	466	.1	1.0
SU '04	54	1954	.2	1.2	94	936	.4	1.4	42	723	.2	.7	67	785	.3	1.2	55	546	.2	2.5
4-Book	56	1917	.2	1.3	119	1067	.5	1.7	57	664	.2	.9	74	937	.3	1.3	31	490	.1	1.6
SP '04	41	1627	.2	.9	76	712	.3	1.0	32	428	.1	.5	54	709	.2	1.0	31	470	.1	1.5
KHHT-FM																				
SP '05	105	1856	.4	2.4	104	796	.4	1.5	144	905	.6	2.3	127	904	.5	2.2	61	574	.2	3.3
WI '05	77	1874	.3	1.8	100	751	.4	1.4	90	772	.4	1.4	106	783	.4	1.9	44	519	.2	2.5
FA '04	92	1789	.4	2.0	99	644	.4	1.4	117	666	.5	1.8	112	839	.4	1.9	89	642	.3	4.7
SU '04	99	1911	.4	2.2	90	705	.4	1.3	124	785	.5	2.0	128	1058	.5	2.3	80	689	.3	3.7
4-Book	93	1858	.4	2.1	98	724	.4	1.4	119	782	.5	1.9	118	896	.5	2.1	69	606	.3	3.6
SP '04	81	1644	.3	1.8	72	660	.3	1.0	123	745	.5	1.9	85	776	.3	1.6	69	660	.3	3.3
KHJ -AM																				
SP '05	22	650	.1	.5	29	200	.1	.4	32	323	.1	.5	38	236	.1	.7	10	138		.5
WI '05	38	607	.1	.9	63	287	.2	.9	54	322	.2	.9	48	246	.2	.9	19	162	.1	1.1
FA '04	39	760	.2	.9	86	317	.3	1.2	61	364	.2	.9	29	290	.1	.5	11	126		.6
SU '04	34	694	.1	.8	47	257	.2	.7	56	409	.2	.9	43	309	.2	.8	17	128	.1	.8
4-Book	33	678	.1	.8	56	265	.2	.8	51	355	.2	.8	40	270	.2	.7	14	139	.1	.8
SP '04	50	788	.2	1.1	110	326	.4	1.5	62	347	.2	1.0	54	294	.2	1.0	12	112		.6
KIIS-FM																				
SP '05	104	2981	.4	2.3	180	1344	.7	2.5	121	1222	.5	1.9	106	1296	.4	1.9	57	802	.2	3.1
WI '05	117	2673	.5	2.7	200	1378	.8	2.8	179	1123	.7	2.8	142	1239	.6	2.6	34	639	.1	1.9
FA '04	105	2858	.4	2.3	152	1293	.6	2.1	137	1239	.5	2.1	130	1286	.5	2.2	52	735	.2	2.8
SU '04	119	2875	.5	2.7	161	1205	.6	2.3	187	1463	.7	3.1	163	1483	.6	3.0	54	820	.2	2.5
4-Book	111	2847	.5	2.5	173	1305	.7	2.4	156	1262	.6	2.5	135	1326	.5	2.4	49	749	.2	2.6
SP '04	59	2359	.2	1.3	63	879	.2	.8	85	905	.3	1.3	66	1046	.3	1.2	33	729	.1	1.6

** Station(s) not reported this survey.

* Listener estimates adjusted for reported broadcast schedule.

+ Station(s) changed call letters - see Page 13.

4-Book: Avg. of current and previous 3 surveys.
2-Book: Avg. of most recent 2 surveys.

Target Listener Trends

Men 25-49																				
Monday-Sunday 6AM-MID				Monday-Friday 6AM-10AM				Monday-Friday 10AM-3PM				Monday-Friday 3PM-7PM				Monday-Friday 7PM-MID				
AQH (00)	Cume (00)	AQH Rtg	AQH Shr	AQH (00)	Cume (00)	AQH Rtg	AQH Shr	AQH (00)	Cume (00)	AQH Rtg	AQH Shr	AQH (00)	Cume (00)	AQH Rtg	AQH Shr	AQH (00)	Cume (00)	AQH Rtg	AQH Shr	
KVVS-FM																				
SP '05	4	101	.1	1	34			2	59			7	27	.1		1	12		.1	
WI '05	5	59	.1	5	40		.1	1	28			7	59	.1		12	13		.7	
FA '04	4	47	.1	3	6			7	15		.1	5	47	.1		2	17		.1	
SU '04	1	46						1	30							2	15		.1	
4-Book	4	63	.1	2	20			3	33			5	33	.1		4	14		.3	
SP '04		35							9			1	35							
KJLH-FM																				
SP '05	36	741	.1	.8	38	274	.1	.5	28	203	.1	.4	46	303	.2	.8	34	276	.1	1.8
WI '05	56	1043	.2	1.3	92	450	.4	1.3	78	406	.3	1.2	55	449	.2	1.0	20	214	.1	1.1
FA '04	58	1030	.2	1.3	89	397	.3	1.2	59	343	.2	.9	54	445	.2	.9	27	344	.1	1.4
SU '04	68	848	.3	1.5	62	450	.2	.9	64	445	.3	1.0	93	493	.4	1.7	61	402	.2	2.8
4-Book	55	916	.2	1.2	70	393	.3	1.0	57	349	.2	.9	62	423	.3	1.1	36	309	.1	1.8
SP '04	62	863	.2	1.4	87	489	.3	1.2	78	341	.3	1.2	71	574	.3	1.3	29	322	.1	1.4
KKBT-FM																				
SP '05	87	1690	.3	2.0	160	948	.6	2.3	85	842	.3	1.3	100	842	.4	1.8	53	435	.2	2.9
WI '05	79	2057	.3	1.8	160	1003	.6	2.3	88	798	.3	1.4	87	979	.3	1.6	33	420	.1	1.9
FA '04	90	2062	.4	2.0	172	916	.7	2.4	79	807	.3	1.2	121	1206	.5	2.1	37	542	.1	2.0
SU '04	98	2119	.4	2.2	189	1071	.7	2.8	120	1025	.5	2.0	127	1199	.5	2.3	45	591	.2	2.1
4-Book	89	1982	.4	2.0	170	985	.7	2.5	93	888	.4	1.5	109	1057	.4	2.0	42	497	.2	2.2
SP '04	87	1985	.3	1.9	186	917	.7	2.5	101	1012	.4	1.6	83	834	.3	1.5	35	471	.1	1.7
KKLA-FM																				
SP '05	11	304	.2		13	188	.1	.2	16	168	.1	.3	20	118	.1	.4	5	77		.3
WI '05	26	561	.1	.6	31	330	.1	.4	36	304	.1	.6	43	322	.2	.8	13	158	.1	.7
FA '04	12	313	.3		28	155	.1	.4	15	82	.1	.2	20	143	.1	.3	4	64		.2
SU '04	16	275	.1	.4	22	130	.1	.3	17	108	.1	.3	35	195	.1	.6	13	69	.1	.6
4-Book	16	363	.1	.4	24	201	.1	.3	21	166	.1	.4	30	195	.1	.5	9	92	.1	.5
SP '04	18	570	.1	.4	32	253	.1	.4	27	262	.1	.4	30	266	.1	.6	5	75		.2
KLAC-AM																				
SP '05	53	1174	.2	1.2	61	486	.2	.9	92	598	.4	1.4	69	539	.3	1.2	51	328	.2	2.8
WI '05	61	1129	.2	1.4	77	561	.3	1.1	127	508	.5	2.0	71	533	.3	1.3	43	379	.2	2.4
FA '04	14	504	.1	.3	17	103	.1	.2	17	133	.1	.3	14	149	.1	.2	20	229	.1	1.1
SU '04	4	246			5	75			5	77			7	115			1	41		
4-Book	33	763	.1	.8	40	306	.2	.6	60	329	.3	1.0	40	334	.2	.7	29	244	.1	1.6
SP '04	32	1039	.1	.7	20	102	.1	.3	19	138	.1	.3	41	550	.2	.8	53	652	.2	2.5
KLAX-FM																				
SP '05	233	2626	.9	5.2	504	1621	2.0	7.1	313	1604	1.2	4.9	196	1094	.8	3.4	56	524	.2	3.0
WI '05	166	2464	.7	3.8	413	1591	1.6	5.8	230	1270	.9	3.6	139	993	.5	2.6	20	329	.1	1.1
FA '04	217	2932	.9	4.8	503	1811	2.0	7.0	300	1763	1.2	4.6	151	1094	.6	2.6	47	518	.2	2.5
SU '04	325	3409	1.3	7.3	736	2245	2.9	10.7	468	1992	1.8	7.7	269	1524	1.1	4.9	63	756	.2	2.9
4-Book	235	2858	1.0	5.3	539	1817	2.1	7.7	328	1657	1.3	5.2	189	1176	.8	3.4	47	532	.2	2.4
SP '04	349	3578	1.4	7.6	776	2425	3.1	10.4	463	2463	1.8	7.2	314	1777	1.2	5.8	70	680	.3	3.4
KLOS-FM																				
SP '05	139	3240	.5	3.1	299	1437	1.2	4.2	163	1387	.6	2.6	177	1797	.7	3.1	40	667	.2	2.2
WI '05	134	3378	.5	3.1	281	1554	1.1	4.0	159	1225	.6	2.5	184	1881	.7	3.4	29	654	.1	1.6
FA '04	176	3074	.7	3.9	318	1373	1.2	4.4	266	1236	1.0	4.1	244	1812	1.0	4.1	49	654	.2	2.6
SU '04	155	3285	.6	3.5	260	1502	1.0	3.8	220	1274	.9	3.6	163	1823	.6	3.0	59	801	.2	2.7
4-Book	151	3244	.6	3.4	290	1467	1.1	4.1	202	1281	.8	3.2	192	1828	.8	3.4	44	694	.2	2.3
SP '04	155	2957	.6	3.4	267	1377	1.1	3.6	242	1390	1.0	3.8	206	1648	.8	3.8	39	692	.2	1.9
KLXS-FM																				
SP '05	222	2982	.9	5.0	531	1859	2.1	7.5	374	1522	1.5	5.9	309	1514	1.2	5.4	37	530	.1	2.0
WI '05	218	3124	.9	5.0	581	2037	2.3	8.2	283	1495	1.1	4.5	261	1506	1.0	4.8	65	598	.3	3.7
FA '04	311	3209	1.2	6.8	699	2146	2.7	9.7	500	1709	2.0	7.7	465	1956	1.8	7.9	53	590	.2	2.8
SU '04	251	3207	1.0	5.6	696	2221	2.7	10.1	362	1528	1.4	5.9	279	1548	1.1	5.1	66	635	.3	3.0
4-Book	251	3131	1.0	5.6	627	2066	2.5	8.9	380	1584	1.5	6.0	329	1631	1.3	5.8	55	588	.2	2.9
SP '04	241	3242	1.0	5.3	660	2180	2.6	8.9	318	1567	1.3	5.0	302	1501	1.2	5.6	78	683	.3	3.7

** Station(s) not reported this survey.

* Listener estimates adjusted for reported broadcast schedule.

+ Station(s) changed call letters - see Page 13.

4-Book: Avg. of current and previous 3 surveys.
2-Book: Avg. of most recent 2 surveys.

Target Listener Trends

Target Listener Trends - Men 25-49

Men 25-49																				
Monday-Sunday 6AM-MID				Monday-Friday 6AM-10AM				Monday-Friday 10AM-3PM				Monday-Friday 3PM-7PM				Monday-Friday 7PM-MID				
AQH (00)	Cume (00)	AQH Rtg	AQH Shr	AQH (00)	Cume (00)	AQH Rtg	AQH Shr	AQH (00)	Cume (00)	AQH Rtg	AQH Shr	AQH (00)	Cume (00)	AQH Rtg	AQH Shr	AQH (00)	Cume (00)	AQH Rtg	AQH Shr	
KLTX-AM																				
SP '05	22	204	.1	.5	41	174	.2	.6	41	116	.2	.6	23	124	.1	.4	3	70	.2	.2
WI '05	22	311	.1	.5	33	183	.1	.5	34	152	.1	.5	24	111	.1	.4	11	62	.6	.6
FA '04	34	331	.1	.7	40	165	.2	.6	58	202	.2	.9	47	197	.2	.8	14	125	.1	.7
SU '04	43	234	.2	1.0	60	157	.2	.9	71	152	.3	1.2	55	137	.2	1.0	11	61	.5	.5
4-Book	30	270	.1	.7	44	170	.2	.7	51	156	.2	.8	37	142	.2	.7	10	80	.5	.5
SP '04	40	309	.2	.9	71	241	.3	1.0	56	212	.2	.9	43	196	.2	.8	12	129	.6	.6
KLVE-FM																				
SP '05	146	2473	.6	3.3	212	1176	.8	3.0	171	957	.7	2.7	160	1079	.6	2.8	85	799	.3	4.6
WI '05	152	2801	.6	3.5	174	1211	.7	2.5	214	1320	.8	3.4	173	1099	.7	3.2	88	853	.3	5.0
FA '04	166	2883	.7	3.6	238	1369	.9	3.3	217	1517	.9	3.3	191	1348	.8	3.2	99	877	.4	5.3
SU '04	177	2940	.7	4.0	219	1379	.9	3.2	242	1452	1.0	4.0	181	1236	.7	3.3	127	966	.5	5.8
4-Book	160	2774	.7	3.6	211	1284	.8	3.0	211	1312	.9	3.4	176	1191	.7	3.1	100	874	.4	5.2
SP '04	127	2312	.5	2.8	151	780	.6	2.0	167	1059	.7	2.6	139	1130	.5	2.6	100	756	.4	4.8
KLYY-FM																				
SP '05	102	1697	.4	2.3	109	627	.4	1.5	156	948	.6	2.4	195	881	.8	3.4	22	279	.1	1.2
WI '05	95	1436	.4	2.2	87	507	.3	1.2	157	855	.6	2.5	114	610	.4	2.1	47	270	.2	2.7
FA '04	78	1349	.3	1.7	77	516	.3	1.1	121	797	.5	1.9	121	777	.5	2.1	26	332	.1	1.4
SU '04	69	1333	.3	1.6	62	515	.2	.9	114	779	.5	1.9	105	679	.4	1.9	35	282	.1	1.6
4-Book	86	1454	.4	2.0	84	541	.3	1.2	137	845	.6	2.2	134	737	.5	2.4	33	291	.1	1.7
SP '04	84	1359	.3	1.8	70	421	.3	.9	161	827	.6	2.5	87	605	.3	1.6	47	266	.2	2.3
KMXE-AM																				
SP '05	45	422	.2	1.0	33	158	.1	.5	99	311	.4	1.6	78	304	.3	1.4	23	77	.1	1.2
WI '05	42	391	.2	1.0	59	183	.2	.8	73	298	.3	1.2	66	190	.3	1.2	16	125	.1	.9
FA '04	**	**	**	**	**	**	**	**	**	**	**	**	**	**	**	**	**	**	**	**
SU '04	25	351	.1	.6	30	167	.1	.4	46	204	.2	.8	27	164	.1	.5	12	94	**	**
4-Book	**	**	**	**	**	**	**	**	**	**	**	**	**	**	**	**	**	**	**	**
SP '04	44	372	.2	1.0	47	191	.2	.6	80	263	.3	1.2	67	269	.3	1.2	32	137	.1	1.5
KM2T-FM																				
SP '05	25	891	.1	.6	31	317	.1	.4	19	317	.1	.3	26	356	.1	.5	14	252	.1	.8
WI '05	26	757	.1	.6	35	241	.1	.5	54	283	.2	.9	29	300	.1	.5	8	245	.5	.5
FA '04	34	1072	.1	.7	31	378	.1	.4	27	306	.1	.4	48	409	.2	.8	29	341	.1	1.5
SU '04	28	830	.1	.6	37	296	.1	.5	25	313	.1	.4	25	379	.1	.5	37	361	.1	1.7
4-Book	28	888	.1	.6	34	308	.1	.5	31	305	.1	.5	32	361	.1	.6	22	300	.1	1.1
SP '04	30	803	.1	.7	21	205	.1	.3	44	274	.2	.7	39	276	.2	.7	15	198	.1	.7
KNX -AM																				
SP '05	53	1912	.2	1.2	131	1134	.5	1.9	52	661	.2	.8	77	1078	.3	1.4	14	376	.1	.8
WI '05	76	2082	.3	1.7	181	1306	.7	2.6	63	688	.2	1.0	100	1055	.4	1.8	55	605	.2	3.1
FA '04	45	1782	.2	1.0	99	953	.4	1.4	49	645	.2	.8	75	981	.3	1.3	11	297	.6	.6
SU '04	58	1966	.2	1.3	117	1068	.5	1.7	43	661	.2	.7	92	1038	.4	1.7	24	342	.1	1.1
4-Book	58	1936	.2	1.3	132	1115	.5	1.9	52	664	.2	.8	86	1038	.4	1.6	26	405	.1	1.4
SP '04	75	2358	.3	1.6	185	1320	.7	2.5	81	839	.3	1.3	99	1137	.4	1.8	16	479	.1	.8
KOST-FM																				
SP '05	99	2258	.4	2.2	130	900	.5	1.8	139	843	.5	2.2	152	1156	.6	2.7	43	587	.2	2.3
WI '05	122	2298	.5	2.8	109	786	.4	1.5	184	1062	.7	2.9	171	1144	.7	3.1	72	744	.3	4.1
FA '04	113	2251	.4	2.5	128	936	.5	1.8	174	943	.7	2.7	152	1220	.6	2.6	57	826	.2	3.0
SU '04	80	1980	.3	1.8	99	770	.4	1.4	85	734	.3	1.4	94	902	.4	1.7	58	709	.2	2.7
4-Book	104	2197	.4	2.3	117	848	.5	1.6	146	896	.6	2.3	142	1106	.6	2.5	58	717	.2	3.0
SP '04	129	2276	.5	2.8	158	1008	.6	2.1	203	1058	.8	3.2	151	1149	.6	2.8	65	817	.3	3.1
KPWR-FM																				
SP '05	146	2964	.6	3.3	235	1537	.9	3.3	173	1367	.7	2.7	227	1748	.9	4.0	61	661	.2	3.3
WI '05	165	3468	.6	3.8	254	1603	1.0	3.6	217	1581	.9	3.4	202	1975	.8	3.7	63	958	.2	3.6
FA '04	157	3045	.6	3.4	226	1453	.9	3.2	219	1517	.9	3.4	236	1770	.9	4.0	69	986	.3	3.7
SU '04	155	2969	.6	3.5	223	1452	.9	3.2	194	1362	.8	3.2	196	1624	.8	3.6	95	1045	.4	4.4
4-Book	156	3112	.6	3.5	235	1511	.9	3.3	201	1457	.8	3.2	215	1779	.9	3.8	72	913	.3	3.8
SP '04	192	3325	.8	4.2	335	1827	1.3	4.5	250	1861	1.0	3.9	260	1960	1.0	4.8	87	1041	.3	4.2

** Station(s) not reported this survey.

* Listener estimates adjusted for reported broadcast schedule.

+ Station(s) changed call letters - see Page 13.

4-Book: Avg. of current and previous 3 surveys.
2-Book: Avg. of most recent 2 surveys.

Target Listener Trends

Men 25-49																				
Monday-Sunday 6AM-MID				Monday-Friday 6AM-10AM				Monday-Friday 10AM-3PM				Monday-Friday 3PM-7PM				Monday-Friday 7PM-MID				
AQH (00)	Cume (00)	AQH Rtg	AQH Shr	AQH (00)	Cume (00)	AQH Rtg	AQH Shr	AQH (00)	Cume (00)	AQH Rtg	AQH Shr	AQH (00)	Cume (00)	AQH Rtg	AQH Shr	AQH (00)	Cume (00)	AQH Rtg	AQH Shr	
KRCD-FM																				
SP '05	69	1092	.3	1.6	81	402	.3	1.1	95	525	.4	1.5	102	556	.4	1.8	38	317	.1	2.1
WI '05	63	1213	.2	1.4	53	461	.2	.8	74	488	.3	1.2	97	709	.4	1.8	49	394	.2	2.8
FA '04	90	1227	.4	2.0	93	565	.4	1.3	146	616	.6	2.3	90	611	.4	1.5	65	425	.3	3.4
SU '04	102	1167	.4	2.3	108	442	.4	1.6	163	751	.6	2.7	124	720	.5	2.3	73	425	.3	3.3
4-Book	81	1175	.3	1.8	84	468	.3	1.2	120	595	.5	1.9	103	649	.4	1.9	56	390	.2	2.9
SP '04	93	1139	.4	2.0	95	427	.4	1.3	156	683	.6	2.4	102	517	.4	1.9	53	350	.2	2.5
KRCV-FM																				
SP '05	57	981	.2	1.3	80	380	.3	1.1	77	531	.3	1.2	77	471	.3	1.4	43	316	.2	2.3
WI '05	62	848	.2	1.4	98	401	.4	1.4	82	377	.3	1.3	57	385	.2	1.0	32	246	.1	1.8
FA '04	64	967	.3	1.4	72	369	.3	1.0	110	475	.4	1.7	88	515	.3	1.5	17	258	.1	.9
SU '04	41	773	.2	.9	55	369	.2	.8	29	271	.1	.5	39	280	.2	.7	50	306	.2	2.3
4-Book	56	892	.2	1.3	76	380	.3	1.1	75	414	.3	1.2	65	413	.3	1.2	36	282	.2	1.8
SP '04	46	546	.2	1.0	33	238	.1	.4	71	321	.3	1.1	53	276	.2	1.0	37	221	.1	1.8
KRLA-AM																				
SP '05	16	343	.1	.4	21	169	.1	.3	49	211	.2	.8	11	131	.1	.2	5	82	.1	.3
WI '05	23	454	.1	.5	54	344	.2	.8	33	229	.1	.5	27	208	.1	.5	11	111	.1	.6
FA '04	28	457	.1	.6	62	303	.2	.9	53	268	.2	.8	28	253	.1	.5	10	115	.1	.5
SU '04	44	656	.2	1.0	85	439	.3	1.2	99	396	.4	1.6	47	263	.2	.9	9	76	.1	.4
4-Book	28	478	.1	.6	56	314	.2	.8	59	276	.2	.9	28	214	.1	.5	9	96	.1	.5
SP '04	49	649	.2	1.1	93	435	.4	1.3	95	461	.4	1.5	61	372	.2	1.1	23	182	.1	1.1
KROQ-FM																				
SP '05	203	4079	.8	4.6	311	2032	1.2	4.4	288	1888	1.1	4.5	249	2118	1.0	4.4	79	1186	.3	4.3
WI '05	228	4112	.9	5.2	406	2324	1.6	5.7	312	1933	1.2	4.9	301	2315	1.2	5.5	86	1006	.3	4.9
FA '04	239	4295	.9	5.2	442	2449	1.7	6.2	319	2083	1.3	4.9	289	2203	1.1	4.9	117	1414	.5	6.2
SU '04	203	4392	.8	4.6	361	2475	1.4	5.3	254	2012	1.0	4.2	234	2322	.9	4.3	114	1487	.5	5.2
4-Book	218	4220	.9	4.9	380	2320	1.5	5.4	293	1979	1.2	4.6	268	2240	1.1	4.8	99	1273	.4	5.2
SP '04	251	4250	1.0	5.5	402	2297	1.6	5.4	354	2022	1.4	5.5	277	2299	1.1	5.1	170	1568	.7	8.2
KRTH-FM																				
SP '05	81	2095	.3	1.8	69	693	.3	1.0	97	817	.4	1.5	122	946	.5	2.1	66	571	.3	3.6
WI '05	96	2136	.4	2.2	112	792	.4	1.6	128	895	.5	2.0	149	1109	.6	2.7	32	378	.1	1.8
FA '04	85	2103	.3	1.9	125	936	.5	1.7	108	761	.4	1.7	94	1001	.4	1.6	39	448	.2	2.1
SU '04	91	2476	.4	2.0	109	856	.4	1.6	148	967	.6	2.4	123	1206	.5	2.2	54	621	.2	2.5
4-Book	88	2203	.4	2.0	104	819	.4	1.5	120	860	.5	1.9	122	1066	.5	2.2	48	505	.2	2.5
SP '04	90	2482	.4	2.0	136	996	.5	1.8	104	1105	.4	1.6	96	1119	.4	1.8	45	524	.2	2.2
KSCA-FM																				
SP '05	270	2980	1.1	6.1	612	2199	2.4	8.6	380	1681	1.5	6.0	301	1443	1.2	5.3	57	547	.2	3.1
WI '05	220	2604	.9	5.0	565	1715	2.2	8.0	281	1534	1.1	4.5	184	1110	.7	3.4	38	470	.1	2.1
FA '04	234	2450	.9	5.1	557	1736	2.2	7.8	320	1572	1.3	4.9	203	1094	.8	3.4	60	432	.2	3.2
SU '04	189	2073	.7	4.3	441	1408	1.7	6.4	258	1306	1.0	4.2	116	903	.5	2.1	49	411	.2	2.2
4-Book	228	2527	.9	5.1	544	1765	2.1	7.7	310	1523	1.2	4.9	201	1138	.8	3.6	51	465	.2	2.7
SP '04	127	1788	.5	2.8	298	1090	1.2	4.0	148	898	.6	2.3	90	621	.4	1.7	30	322	.1	1.4
KSPN-AM																				
SP '05	35	1148	.1	.8	35	343	.1	.5	49	407	.2	.8	41	553	.2	.7	34	458	.1	1.8
WI '05	44	1094	.2	1.0	61	534	.2	.9	83	557	.3	1.3	65	737	.3	1.2	13	208	.1	.7
FA '04	43	1360	.2	.9	42	429	.2	.6	50	400	.2	.8	85	886	.3	1.4	25	494	.1	1.3
SU '04	41	1203	.2	.9	29	403	.1	.4	49	464	.2	.8	59	564	.2	1.1	36	395	.1	1.7
4-Book	41	1201	.2	.9	42	427	.2	.6	58	457	.2	.9	63	685	.3	1.1	27	389	.1	1.4
SP '04	35	1031	.1	.8	23	298	.1	.3	60	450	.2	.9	74	572	.3	1.4	7	157	.1	.3
KSSE-FM																				
SP '05	150	2076	.6	3.4	289	1281	1.1	4.1	178	1027	.7	2.8	186	1061	.7	3.3	61	418	.2	3.3
WI '05	104	1651	.4	2.4	222	943	.9	3.1	156	830	.6	2.5	95	641	.4	1.7	19	319	.1	1.1
FA '04	108	1739	.4	2.4	215	940	.8	3.0	152	895	.6	2.3	108	923	.4	1.8	42	448	.2	2.2
SU '04	114	1983	.5	2.6	196	952	.8	2.9	159	952	.6	2.6	131	983	.5	2.4	47	558	.2	2.2
4-Book	119	1862	.5	2.7	231	1029	.9	3.3	161	926	.6	2.6	130	902	.5	2.3	42	436	.2	2.2
SP '04	115	1797	.5	2.5	268	988	1.1	3.6	113	808	.4	1.8	111	742	.4	2.1	57	437	.2	2.7

** Station(s) not reported this survey.

* Listener estimates adjusted for reported broadcast schedule.

+ Station(s) changed call letters - see Page 13.

4-Book: Avg. of current and previous 3 surveys.
2-Book: Avg. of most recent 2 surveys.

Target Listener Trends

Target Listener Trends - Men 25-49

Men 25-49																				
Monday-Sunday 6AM-MID				Monday-Friday 6AM-10AM				Monday-Friday 10AM-3PM				Monday-Friday 3PM-7PM				Monday-Friday 7PM-MID				
AQH (00)	Cume (00)	AQH Rtg	AQH Shr	AQH (00)	Cume (00)	AQH Rtg	AQH Shr	AQH (00)	Cume (00)	AQH Rtg	AQH Shr	AQH (00)	Cume (00)	AQH Rtg	AQH Shr	AQH (00)	Cume (00)	AQH Rtg	AQH Shr	
+KTLK-AM																				
SP '05	29	491	.1	.7	44	330	.2	.6	42	318	.2	.7	57	295	.2	1.0	13	96	.1	.7
WI '05	27	497	.1	.6	21	322	.1	.3	55	295	.2	.9	57	376	.2	1.0	16	143	.1	.9
FA '04	35	870	.1	.8	27	262	.1	.4	84	466	.3	1.3	50	449	.2	.8	8	128		.4
SU '04	32	835	.1	.7	34	369	.1	.5	63	466	.2	1.0	52	450	.2	1.0	7	205		.3
4-Book	31	673	.1	.7	32	321	.1	.5	61	386	.2	1.0	54	393	.2	1.0	11	143	.1	.6
SP '04	27	629	.1	.6	31	342	.1	.4	76	422	.3	1.2	24	292	.1	.4	13	126	.1	.6
KTNO-AM																				
SP '05	48	836	.2	1.1	51	202	.2	.7	78	457	.3	1.2	91	425	.4	1.6	24	156	.1	1.3
WI '05	41	703	.2	.9	35	206	.1	.5	66	491	.3	1.0	104	317	.4	1.9	6	111		.3
FA '04	26	579	.1	.6	18	100	.1	.3	40	253	.2	.6	70	340	.3	1.2	3	98		.2
SU '04	31	646	.1	.7	31	244	.1	.5	42	287	.2	.7	56	223	.2	1.0	19	139	.1	.9
4-Book	37	691	.2	.8	34	188	.1	.5	57	372	.3	.9	80	326	.3	1.4	13	126	.1	.7
SP '04	**	**	**	**	**	**	**	**	**	**	**	**	**	**	**	**	**	**	**	**
KTWV-FM																				
SP '05	124	1889	.5	2.8	187	892	.7	2.6	236	889	.9	3.7	128	802	.5	2.2	39	495	.2	2.1
WI '05	125	1981	.5	2.9	154	1013	.6	2.2	214	945	.8	3.4	139	954	.5	2.6	51	640	.2	2.9
FA '04	93	1679	.4	2.0	111	683	.4	1.5	125	704	.5	1.9	121	890	.5	2.1	56	589	.2	3.0
SU '04	88	1823	.3	2.0	104	678	.4	1.5	145	761	.6	2.4	94	850	.4	1.7	52	525	.2	2.4
4-Book	108	1843	.4	2.4	139	817	.5	2.0	180	825	.7	2.9	121	874	.5	2.2	50	562	.2	2.6
SP '04	136	2013	.5	3.0	189	910	.7	2.5	236	1065	.9	3.7	164	1175	.6	3.0	50	534	.2	2.4
KWIZ-FM																				
SP '05	20	491	.1	.4	16	161	.1	.2	27	265	.1	.4	31	250	.1	.5	15	127	.1	.8
WI '05	28	785	.1	.6	38	236	.1	.5	41	368	.2	.6	27	285	.1	.5	16	139	.1	.9
FA '04	37	630	.1	.8	27	255	.1	.4	45	392	.2	.7	56	338	.2	.9	31	196	.1	1.6
SU '04	43	586	.2	1.0	53	235	.2	.8	73	282	.3	1.2	58	366	.2	1.1	12	116		.6
4-Book	32	623	.1	.7	34	222	.1	.5	47	327	.2	.7	43	310	.2	.8	19	145	.1	1.0
SP '04	22	528	.1	.5	18	154	.1	.2	47	252	.2	.7	17	155	.1	.3	13	100	.1	.6
KWVE-FM																				
SP '05	11	301		.2	9	116		.1	9	111		.1	24	126	.1	.4	7	95		.4
WI '05	32	496	.1	.7	50	305	.2	.7	60	227	.2	1.0	46	232	.2	.8	1	62		.1
FA '04	36	460	.1	.8	58	273	.2	.8	35	216	.1	.5	45	216	.2	.8	24	121	.1	1.3
SU '04	17	499	.1	.4	27	230	.1	.4	18	222	.1	.3	15	256	.1	.3	21	185	.1	1.0
4-Book	24	439	.1	.5	38	231	.1	.5	31	194	.1	.5	33	208	.2	.6	13	116	.1	.7
SP '04	33	563	.1	.7	64	341	.3	.9	52	265	.2	.8	39	312	.2	.7	11	135		.5
KXOL-FM																				
SP '05	83	1527	.3	1.9	76	571	.3	1.1	152	828	.6	2.4	120	747	.5	2.1	26	365	.1	1.4
WI '05	97	1420	.4	2.2	117	693	.5	1.7	177	803	.7	2.8	97	596	.4	1.8	29	324	.1	1.6
FA '04	62	1366	.2	1.4	62	495	.2	.9	104	742	.4	1.6	76	665	.3	1.3	13	229	.1	.7
SU '04	59	1015	.2	1.3	36	410	.1	.5	96	528	.4	1.6	87	538	.3	1.6	41	283	.2	1.9
4-Book	75	1332	.3	1.7	73	542	.3	1.1	132	725	.5	2.1	95	637	.4	1.7	27	300	.1	1.4
SP '04	72	1226	.3	1.6	122	552	.5	1.6	88	635	.3	1.4	76	562	.3	1.4	24	365	.1	1.2
KYSR-FM																				
SP '05	83	2343	.3	1.9	112	1031	.4	1.6	132	967	.5	2.1	121	1096	.5	2.1	19	397	.1	1.0
WI '05	77	2568	.3	1.8	81	1027	.3	1.1	123	1020	.5	1.9	111	1364	.4	2.0	33	601	.1	1.9
FA '04	72	2426	.3	1.6	119	1119	.5	1.7	79	846	.3	1.2	115	1217	.5	2.0	25	612	.1	1.3
SU '04	78	2839	.3	1.8	79	1025	.3	1.1	103	1142	.4	1.7	104	1334	.4	1.9	33	712	.1	1.5
4-Book	78	2544	.3	1.8	98	1051	.4	1.4	109	994	.4	1.7	113	1253	.5	2.0	28	581	.1	1.4
SP '04	79	2428	.3	1.7	162	913	.6	2.2	85	964	.3	1.3	85	1028	.3	1.6	25	568	.1	1.2
KZLA-FM																				
SP '05	69	1484	.3	1.6	81	641	.3	1.1	105	733	.4	1.6	87	627	.3	1.5	24	450	.1	1.3
WI '05	60	1207	.2	1.4	94	639	.4	1.3	95	606	.4	1.5	79	812	.3	1.5	18	359	.1	1.0
FA '04	56	1026	.2	1.2	95	592	.4	1.3	111	531	.4	1.7	63	544	.2	1.1	11	155		.6
SU '04	71	1099	.3	1.6	95	487	.4	1.4	105	472	.4	1.7	103	704	.4	1.9	25	343	.1	1.1
4-Book	64	1204	.3	1.5	91	590	.4	1.3	104	586	.4	1.6	83	672	.3	1.5	20	327	.1	1.0
SP '04	69	1173	.3	1.5	109	545	.4	1.5	97	556	.4	1.5	72	580	.3	1.3	17	391	.1	.8

** Station(s) not reported this survey.

* Listener estimates adjusted for reported broadcast schedule.

+ Station(s) changed call letters - see Page 13.

4-Book: Avg. of current and previous 3 surveys.
2-Book: Avg. of most recent 2 surveys.

Target Listener Trends

Men 25-49																				
Monday-Sunday 6AM-MID				Monday-Friday 6AM-10AM				Monday-Friday 10AM-3PM				Monday-Friday 3PM-7PM				Monday-Friday 7PM-MID				
AQH (00)	Cume (00)	AQH Rtg	AQH Shr	AQH (00)	Cume (00)	AQH Rtg	AQH Shr	AQH (00)	Cume (00)	AQH Rtg	AQH Shr	AQH (00)	Cume (00)	AQH Rtg	AQH Shr	AQH (00)	Cume (00)	AQH Rtg	AQH Shr	
XTRA-AM																				
SP '05	16	225	.1	.4	19	100	.1	.3	13	55	.1	.2	27	213	.1	.5	16	39	.1	.9
WI '05	12	449		.3	15	232	.1	.2	24	253	.1	.4	21	170	.1	.4		16		
FA '04	33	922	.1	.7	41	376	.2	.6	72	430	.3	1.1	54	556	.2	.9	4	92		.2
SU '04	29	888	.1	.7	32	401	.1	.5	41	394	.2	.7	59	404	.2	1.1	12	172		.6
4-Book	23	621	.1	.5	27	277	.1	.4	38	283	.2	.6	40	336	.2	.7	8	80		.4
SP '04	27	896	.1	.6	43	314	.2	.6	60	422	.2	.9	39	467	.2	.7	1	48		
KGGI-FM																				
SP '05	13	332	.1	.3	20	142	.1	.3	7	112		.1	15	206	.1	.3	12	135		.6
WI '05	8	287		.2	11	108		.2	10	74		.2	12	109		.2	5	122		.3
FA '04	4	362		.1	7	156		.1	4	90		.1	2	84			2	31		.1
SU '04	7	386		.2	7	96		.1	10	159		.2	9	147		.2	3	94		.1
4-Book	8	342		.2	11	126		.2	8	109		.2	10	137		.2	6	96		.3
SP '04	9	411		.2	4	80		.1	6	109		.1	16	227	.1	.3	4	75		.2
KOLA-FM																				
SP '05	5	216		.1	7	91		.1	8	54		.1	5	101		.1		34		
WI '05	**	**	**	**	**	**	**	**	**	**	**	**	**	**	**	**	**	**	**	**
FA '04	**	**	**	**	**	**	**	**	**	**	**	**	**	**	**	**	**	**	**	**
SU '04	**	**	**	**	**	**	**	**	**	**	**	**	**	**	**	**	**	**	**	**
4-Book	**	**	**	**	**	**	**	**	**	**	**	**	**	**	**	**	**	**	**	**
SP '04	**	**	**	**	**	**	**	**	**	**	**	**	**	**	**	**	**	**	**	**
TOTALS																				
SP '05	4451	24360	17.5		7076	21589	27.8		6372	18630	25.0		5693	20622	22.4		1848	12569	7.3	
WI '05	4357	24761	17.1		7065	21931	27.7		6312	18299	24.8		5440	20859	21.4		1772	12663	7.0	
FA '04	4554	24465	17.9		7173	21316	28.2		6481	18736	25.5		5895	20658	23.2		1885	12933	7.4	
SU '04	4446	24161	17.6		6870	20963	27.1		6100	18518	24.1		5469	20682	21.6		2180	13285	8.6	
4-Book	4452	24437	17.5		7046	21450	27.7		6316	18546	24.9		5624	20705	22.2		1921	12863	7.6	
SP '04	4565	24349	18.0		7439	21446	29.4		6412	18653	25.3		5413	20665	21.4		2085	13249	8.2	

** Station(s) not reported this survey.

* Listener estimates adjusted for reported broadcast schedule.

+ Station(s) changed call letters - see Page 13.

4-Book: Avg. of current and previous 3 surveys.
2-Book: Avg. of most recent 2 surveys.

Target Listener Estimates

Men 25-49

	Monday-Friday 6AM-7PM				Weekend 6AM-MID				Saturday 6AM-10AM				Saturday 10AM-3PM				Saturday 3PM-7PM			
	AQH (00)	Cume (00)	AQH Rtg	AQH Shr	AQH (00)	Cume (00)	AQH Rtg	AQH Shr	AQH (00)	Cume (00)	AQH Rtg	AQH Shr	AQH (00)	Cume (00)	AQH Rtg	AQH Shr	AQH (00)	Cume (00)	AQH Rtg	AQH Shr
KABC-AM																				
SP '05	54	572	.2	.8	14	259	.1	.5	24	52	.1	.6	25	57	.1	.5	27	126	.1	.8
4-Book	110	938	.4	1.7	20	335	.1	.7	24	74	.1	.6	31	111	.1	.7	35	136	.1	1.0
KAZN-AM																				
SP '05	27	170	.1	.4	15	120	.1	.5	21	40	.1	.6	25	79	.1	.5	22	22	.1	.7
4-Book	**	**	**	**	**	**	**	**	**	**	**	**	**	**	**	**	**	**	**	**
KBIG-FM																				
SP '05	106	1641	.4	1.7	65	1154	.3	2.3	16	63	.1	.4	88	376	.3	1.8	86	277	.3	2.6
4-Book	119	1638	.5	1.9	74	1135	.3	2.6	54	166	.2	1.4	113	391	.4	2.4	108	350	.4	3.3
KBUA-FM																				
SP '05	43	369	.2	.7	25	277	.1	.9	55	184	.2	1.5	54	156	.2	1.1	25	79	.1	.8
4-Book	52	348	.2	.8	23	232	.1	.8	51	116	.2	1.4	39	108	.2	.8	19	53	.1	.6
KBUE-FM																				
SP '05	227	1665	.9	3.6	70	967	.3	2.5	164	372	.6	4.4	174	560	.7	3.5	86	248	.3	2.6
4-Book	214	1732	.8	3.4	102	1092	.4	3.6	160	408	.6	4.2	223	590	.9	4.7	106	282	.4	3.2
KCBS-FM																				
SP '05	341	3507	1.3	5.3	173	2187	.7	6.2	175	518	.7	4.7	411	1196	1.6	8.4	211	638	.8	6.4
4-Book	196	2583	.8	3.1	100	1552	.4	3.6	96	318	.4	2.6	216	753	.9	4.5	119	374	.5	3.6
+KDAY-FM																				
SP '05	55	839	.2	.9	33	513	.1	1.2	33	111	.1	.9	75	189	.3	1.5	42	160	.2	1.3
4-Book	87	953	.3	1.4	47	594	.2	1.7	48	159	.2	1.3	67	242	.3	1.4	49	168	.2	1.5
KDLD-FM																				
SP '05	62	691	.2	1.0	23	308	.1	.8	18	48	.1	.5	33	104	.1	.7	40	99	.2	1.2
4-Book	45	522	.2	.7	21	334	.1	.7	19	69	.1	.5	28	112	.1	.6	30	82	.1	.9
KDLE-FM																				
SP '05	59	544	.2	.9	14	227	.1	.5	23	67	.1	.6	21	113	.1	.4	8	47	.1	.2
4-Book	37	489	.1	.6	15	234	.1	.5	16	56	.1	.4	33	116	.1	.7	14	64	.1	.4
KEBN-FM																				
SP '05	48	319	.2	.8	15	121	.1	.5	31	70	.1	.8	22	70	.1	.4	15	51	.1	.5
4-Book	**	**	**	**	**	**	**	**	**	**	**	**	**	**	**	**	**	**	**	**
KFI -AM																				
SP '05	183	1635	.7	2.9	36	640	.1	1.3	56	246	.2	1.5	79	212	.3	1.6	27	128	.1	.8
4-Book	233	1953	.9	3.7	46	784	.2	1.7	99	291	.4	2.6	67	236	.3	1.4	29	122	.1	.9
KFSH-FM																				
SP '05	37	419	.1	.6	20	313	.1	.7	25	101	.1	.7	26	120	.1	.5	44	111	.2	1.3
4-Book	40	473	.2	.6	26	361	.1	.9	28	105	.1	.7	50	172	.2	1.0	35	109	.2	1.0
KFVB-AM																				
SP '05	92	1786	.4	1.4	30	838	.1	1.1	60	309	.2	1.6	16	167	.1	.3	14	77	.1	.4
4-Book	81	1642	.3	1.3	29	713	.1	1.0	41	202	.2	1.1	40	202	.2	.8	25	130	.1	.7
KHHT-FM																				
SP '05	127	1536	.5	2.0	97	1012	.4	3.5	108	355	.4	2.9	187	435	.7	3.8	88	257	.3	2.7
4-Book	113	1454	.5	1.8	77	947	.3	2.7	67	245	.3	1.8	119	361	.5	2.5	79	241	.3	2.4
KHJ -AM																				
SP '05	33	545	.1	.5	10	222	.1	.4	18	31	.1	.5	18	115	.1	.4	4	16	.1	.1
4-Book	49	559	.2	.8	19	254	.1	.7	41	84	.2	1.1	38	138	.2	.8	20	54	.1	.6
KIIS-FM																				
SP '05	134	2358	.5	2.1	81	1581	.3	2.9	122	426	.5	3.3	142	618	.6	2.9	53	214	.2	1.6
4-Book	155	2303	.6	2.5	75	1360	.3	2.7	86	307	.4	2.3	134	563	.6	2.8	79	291	.3	2.4
KVVS-FM																				
SP '05	3	86			6	78		.2	9	12		.2	12	12		.2	18	42	.1	.5
4-Book	3	56		.1	4	49		.1	6	21		.2	5	9		.1	9	25		.3

Target Listener Estimates - Men 25-49

** Station(s) not reported this survey.

* Listener estimates adjusted for reported broadcast schedule.

+ Station(s) changed call letters - see Page 13.

4-Book: Avg. of current and previous 3 surveys.
2-Book: Avg. of most recent 2 surveys.

Target Listener Estimates

Men 25-49																			
Monday-Friday 6AM-7PM				Weekend 6AM-MID				Saturday 6AM-10AM				Saturday 10AM-3PM				Saturday 3PM-7PM			
AQH (00)	Cume (00)	AQH Rtg	AQH Shr	AQH (00)	Cume (00)	AQH Rtg	AQH Shr	AQH (00)	Cume (00)	AQH Rtg	AQH Shr	AQH (00)	Cume (00)	AQH Rtg	AQH Shr	AQH (00)	Cume (00)	AQH Rtg	AQH Shr
KJLH-FM																			
SP '05	37	520	.1	.6	35	547	.1	1.3	10	33	.3	61	224	.2	1.2	26	81	.1	.8
4-Book	63	650	.3	1.0	52	576	.2	1.9	40	127	.2	62	189	.2	1.3	47	125	.2	1.4
KKBT-FM																			
SP '05	113	1466	.4	1.8	64	688	.3	2.3	64	166	.3	130	386	.5	2.6	85	278	.3	2.6
4-Book	122	1694	.5	2.0	61	843	.3	2.2	75	199	.3	100	367	.4	2.1	71	254	.3	2.2
KKLA-FM																			
SP '05	16	258	.1	.3	6	91	.2	2	15	.1	16	31	.1	.3	8	30	.2		
4-Book	24	314	.1	.4	7	119	.3	8	40	.2	11	46	.1	.2	5	20	.2		
KLAC-AM																			
SP '05	75	1024	.3	1.2	15	233	.1	.5	17	56	.1	12	87	.2	28	81	.1	.9	
4-Book	48	600	.2	.8	10	194	.1	.3	11	36	.1	9	48	.2	17	56	.1	.5	
KLAX-FM																			
SP '05	336	2252	1.3	5.3	171	1498	.7	6.2	431	822	1.7	309	761	1.2	6.3	145	278	.6	4.4
4-Book	350	2495	1.4	5.6	159	1619	.6	5.6	395	753	1.6	258	672	1.0	5.4	147	383	.6	4.4
KLOS-FM																			
SP '05	209	2801	.8	3.3	80	1366	.3	2.9	93	342	.4	146	647	.6	3.0	89	263	.3	2.7
4-Book	226	2792	.9	3.6	90	1436	.4	3.2	126	402	.5	166	639	.7	3.5	126	393	.5	3.8
KLSX-FM																			
SP '05	403	2890	1.6	6.3	24	399	.1	.9	32	48	.1	44	112	.2	.9	26	96	.1	.8
4-Book	440	2952	1.7	7.0	43	632	.2	1.6	55	156	.2	57	175	.2	1.2	37	105	.2	1.1
KLTX-AM																			
SP '05	35	204	.1	.5	13	133	.1	.5	31	61	.1	9	31	.2	18	70	.1	.5	
4-Book	44	240	.2	.7	20	149	.1	.7	32	74	.2	35	82	.1	.8	21	56	.1	.6
KLVE-FM																			
SP '05	180	1931	.7	2.8	126	1403	.5	4.5	119	311	.5	214	514	.8	4.4	127	376	.5	3.9
4-Book	200	2210	.8	3.2	129	1464	.5	4.6	144	403	.6	214	544	.8	4.5	142	395	.6	4.3
KLYY-FM																			
SP '05	154	1489	.6	2.4	64	752	.3	2.3	73	170	.3	89	230	.3	1.8	119	256	.5	3.6
4-Book	120	1268	.5	1.9	64	702	.3	2.3	71	180	.3	104	265	.4	2.2	95	208	.4	2.9
KMXE-AM																			
SP '05	72	406	.3	1.1	9	142	.3	9	**	**	**	11	46	.2	3	20	.1		
4-Book	**	**	**	**	**	**	**	**	**	**	**	**	**	**	**	**	**	**	**
KMZT-FM																			
SP '05	25	652	.1	.4	32	466	.1	1.2	27	76	.1	53	186	.2	1.1	33	124	.1	1.0
4-Book	32	612	.1	.5	25	444	.1	.9	20	81	.1	42	153	.2	.9	28	108	.1	.8
KNX -AM																			
SP '05	84	1778	.3	1.3	22	729	.1	.8	50	303	.2	30	243	.1	.6	33	138	.1	1.0
4-Book	87	1756	.3	1.4	27	644	.1	1.0	44	215	.2	45	219	.2	1.0	39	168	.2	1.2
KOST-FM																			
SP '05	140	1666	.5	2.2	64	1057	.3	2.3	50	178	.2	127	375	.5	2.6	73	222	.3	2.2
4-Book	136	1648	.5	2.1	77	1071	.3	2.8	76	221	.3	137	440	.5	2.9	97	300	.4	2.9
KPWR-FM																			
SP '05	208	2537	.8	3.3	92	1465	.4	3.3	107	441	.4	199	658	.8	4.1	151	472	.6	4.6
4-Book	216	2629	.9	3.4	105	1522	.4	3.8	119	387	.5	184	632	.7	3.9	153	503	.6	4.7
KRCB-FM																			
SP '05	93	859	.4	1.5	49	672	.2	1.8	76	157	.3	88	173	.3	1.8	54	148	.2	1.6
4-Book	104	950	.4	1.7	57	642	.2	2.0	84	196	.3	88	193	.4	1.9	70	178	.3	2.1
KRCV-FM																			
SP '05	78	791	.3	1.2	28	436	.1	1.0	69	168	.3	45	120	.2	.9	24	117	.1	.7
4-Book	72	708	.3	1.2	41	430	.2	1.5	53	140	.2	54	168	.2	1.2	38	117	.1	1.1

** Station(s) not reported this survey.

* Listener estimates adjusted for reported broadcast schedule.

+ Station(s) changed call letters - see Page 13.

4-Book: Avg. of current and previous 3 surveys.
2-Book: Avg. of most recent 2 surveys.

Target Listener Estimates

Men 25-49

	Monday-Friday 6AM-7PM				Weekend 6AM-MID				Saturday 6AM-10AM				Saturday 10AM-3PM				Saturday 3PM-7PM			
	AQH (00)	Cume (00)	AQH Rtg	AQH Shr	AQH (00)	Cume (00)	AQH Rtg	AQH Shr	AQH (00)	Cume (00)	AQH Rtg	AQH Shr	AQH (00)	Cume (00)	AQH Rtg	AQH Shr	AQH (00)	Cume (00)	AQH Rtg	AQH Shr
KRLA-AM																				
SP '05	29	293	.1	.5	1	15			5	15		.1								
4-Book	49	426	.2	.8	5	90		.2	7	33		.2	12	39		.3	3	18		.1
KROQ-FM																				
SP '05	283	3418	1.1	4.4	146	2153	.6	5.3	113	449	.4	3.0	279	1013	1.1	5.7	184	593	.7	5.6
4-Book	313	3707	1.2	4.9	132	1970	.5	4.7	130	474	.5	3.5	246	904	1.0	5.1	158	575	.6	4.8
KRTH-FM																				
SP '05	96	1468	.4	1.5	63	943	.2	2.3	75	243	.3	2.0	120	389	.5	2.4	97	243	.4	3.0
4-Book	116	1705	.5	1.9	67	978	.3	2.4	81	227	.3	2.2	124	392	.5	2.6	97	295	.4	3.0
KSCA-FM																				
SP '05	427	2773	1.7	6.7	136	1541	.5	4.9	424	923	1.7	11.4	243	645	1.0	4.9	116	352	.5	3.5
4-Book	348	2318	1.4	5.5	135	1357	.5	4.8	411	802	1.6	10.9	220	573	.9	4.6	117	309	.5	3.5
KSPN-AM																				
SP '05	42	918	.2	.7	23	410	.1	.8	15	62	.1	.4	37	97	.1	.8	33	94	.1	1.0
4-Book	54	1010	.2	.9	25	442	.1	.9	12	68	.1	.3	49	166	.2	1.0	27	103	.1	.8
KSSE-FM																				
SP '05	215	1795	.8	3.4	96	993	.4	3.5	115	276	.5	3.1	174	493	.7	3.5	144	381	.6	4.4
4-Book	173	1602	.7	2.7	75	911	.3	2.7	110	274	.5	2.9	145	404	.6	3.0	95	270	.4	2.8
+KTLK-AM																				
SP '05	47	455	.2	.7	8	159		.3					10	53		.2	6	32		.2
4-Book	50	593	.2	.8	11	226	.1	.4	11	40	.1	.3	23	88	.1	.5	20	72	.1	.6
KTND-AM																				
SP '05	74	730	.3	1.2	17	274	.1	.6	23	62	.1	.6	31	105	.1	.6	34	60	.1	1.0
4-Book	57	591	.3	.9	16	222	.1	.6	23	63	.1	.6	25	65	.1	.5	29	58	.1	.9
KTVV-FM																				
SP '05	188	1484	.7	2.9	68	877	.3	2.5	141	293	.6	3.8	87	273	.3	1.8	102	292	.4	3.1
4-Book	149	1479	.6	2.3	73	885	.3	2.6	106	302	.4	2.8	131	353	.5	2.8	85	268	.4	2.6
KWIZ-FM																				
SP '05	25	361	.1	.4	15	276	.1	.5	1	17							31	82	.1	.9
4-Book	42	496	.2	.7	24	342	.1	.8	36	97	.2	1.0	30	82	.1	.7	26	75	.1	.8
KWVE-FM																				
SP '05	14	248	.1	.2	8	151		.3	12	16		.3	10	44		.2	7	36		.2
4-Book	33	378	.2	.5	15	218	.1	.5	18	42	.1	.5	29	79	.1	.6	14	35	.1	.4
KXOL-FM																				
SP '05	119	1231	.5	1.9	58	779	.2	2.1	40	153	.2	1.1	80	236	.3	1.6	57	187	.2	1.7
4-Book	103	1097	.4	1.6	60	696	.2	2.1	56	169	.3	1.5	126	290	.5	2.7	74	193	.3	2.2
KYSR-FM																				
SP '05	122	1904	.5	1.9	56	1048	.2	2.0	36	91	.1	1.0	71	356	.3	1.4	52	248	.2	1.6
4-Book	107	2031	.4	1.7	60	1194	.2	2.1	39	176	.2	1.1	96	426	.4	2.0	76	298	.3	2.3
KZLA-FM																				
SP '05	92	1196	.4	1.4	58	830	.2	2.1	59	265	.2	1.6	119	385	.5	2.4	96	318	.4	2.9
4-Book	94	1029	.4	1.5	42	626	.2	1.5	44	187	.2	1.2	85	295	.3	1.8	59	197	.2	1.8
XTRA-AM																				
SP '05	19	225	.1	.3	9	85		.3	9	55		.2	18	40	.1	.4	18	18	.1	.5
4-Book	35	549	.2	.6	10	195		.4	13	66	.1	.3	21	86	.1	.5	16	51	.1	.5
KGGI-FM																				
SP '05	14	285	.1	.2	13	165	.1	.5	11	31		.3	5	32		.1	27	69	.1	.8
4-Book	10	256		.2	7	137		.3	5	20		.2	6	35		.1	12	46	.1	.4
KOLA-FM																				
SP '05	7	145		.1	4	95		.1					3	34		.1	2	12		.1
4-Book	**	**	**	**	**	**	**	**	**	**	**	**	**	**	**	**	**	**	**	**
TOTALS																				
SP '05	6380	24072	25.1		2775	18943	10.9		3708	9132	14.6		4910	11666	19.3		3281	8418	12.9	
4-Book	6328	24108	24.9		2821	19019	11.1		3768	9238	14.8		4776	11705	18.8		3317	8638	13.1	

Target Listener Estimates - Men 25-49

** Station(s) not reported this survey.

* Listener estimates adjusted for reported broadcast schedule.

+ Station(s) changed call letters - see Page 13.

4-Book: Avg. of current and previous 3 surveys.
2-Book: Avg. of most recent 2 surveys.

Target Listener Estimates

Men 25-49																				
Saturday 7PM-MID				Sunday 6AM-10AM				Sunday 10AM-3PM				Sunday 3PM-7PM				Sunday 7PM-MID				
AQH (00)	Cume (00)	AQH Rtg	AQH Shr	AQH (00)	Cume (00)	AQH Rtg	AQH Shr	AQH (00)	Cume (00)	AQH Rtg	AQH Shr	AQH (00)	Cume (00)	AQH Rtg	AQH Shr	AQH (00)	Cume (00)	AQH Rtg	AQH Shr	
KABC-AM																				
SP '05	11	87	.6	3	26	.2	.4	12	38	.1	.8	7	26	.3	.3	3	14	.2	.2	
4-Book	9	49	.5	9	43	.5	.5	23	94	.1	.8	20	78	.1	.8	6	29	.4	.4	
KAZN-AM																				
SP '05				14	22	.1	.8	20	66	.1	.7	24	44	.1	1.0					
4-Book	**	**	**	**	**	**	**	**	**	**	**	**	**	**	**	**	**	**	**	**
KBIG-FM																				
SP '05	131	451	.5	7.6	13	82	.1	.7	84	309	.3	2.7	62	208	.2	2.5	21	147	.1	1.7
4-Book	119	352	.5	6.7	27	101	.1	1.4	72	315	.3	2.3	57	178	.2	2.3	28	129	.1	2.0
KBUA-FM																				
SP '05	9	30	.5	.7	15	44	.1	.8	18	31	.1	.6	18	29	.1	.7	9	30	.7	.7
4-Book	13	35	.1	.7	17	50	.1	.9	14	42	.1	.5	20	50	.1	.8	13	40	.1	.9
KBUE-FM																				
SP '05	26	174	.1	1.5	45	149	.2	2.5	42	172	.2	1.4	15	75	.1	.6	15	79	.1	1.2
4-Book	38	138	.2	2.0	55	153	.2	2.9	109	310	.5	3.5	87	213	.4	3.5	36	112	.1	2.5
KCBS-FM																				
SP '05	104	511	.4	6.1	100	383	.4	5.5	174	759	.7	5.7	138	500	.5	5.6	56	188	.2	4.4
4-Book	65	287	.3	3.6	44	206	.2	2.3	110	434	.5	3.6	100	345	.4	4.0	43	168	.2	3.1
+KDAY-FM																				
SP '05	22	107	.1	1.3	25	75	.1	1.4	47	132	.2	1.5	19	101	.1	.8	1	14	.1	.1
4-Book	42	136	.2	2.4	37	103	.2	1.9	61	192	.3	1.9	50	148	.2	2.0	25	89	.1	1.8
KDLD-FM																				
SP '05	6	35	.3	.8					37	100	.1	1.2	45	102	.2	1.8	7	70	.6	.6
4-Book	15	58	.1	.8	4	27	.2	.2	27	103	.1	.9	28	97	.1	1.1	14	69	.1	1.0
KDLE-FM																				
SP '05	10	54	.6	.3	1	20	.1	.6	18	99	.1	.6	19	76	.1	.8	8	42	.6	.6
4-Book	5	33	.3	.3	4	28	.2	.2	25	79	.1	.8	14	53	.1	.6	6	22	.4	.4
KEBN-FM																				
SP '05	5	33	.3	.3	6	16	.3	.3	21	52	.1	.7	13	36	.1	.5	5	16	.4	.4
4-Book	**	**	**	**	**	**	**	**	**	**	**	**	**	**	**	**	**	**	**	**
KFI -AM																				
SP '05	15	124	.1	.9	18	84	.1	1.0	21	87	.1	.7	20	84	.1	.8	48	159	.2	3.8
4-Book	34	173	.2	1.9	38	147	.2	2.0	32	134	.1	1.0	21	93	.1	.8	53	182	.2	3.9
KFSH-FM																				
SP '05	7	79	.4	.5	16	106	.1	.9	23	147	.1	.7	19	109	.1	.8	3	30	.2	.2
4-Book	9	66	.5	.5	27	150	.1	1.4	31	188	.2	1.0	30	113	.1	1.2	3	24	.2	.2
KFWB-AM																				
SP '05	20	62	.1	1.2	33	132	.1	1.8	55	244	.2	1.8	38	214	.1	1.5	8	71	.6	.6
4-Book	20	92	.1	1.1	29	119	.1	1.5	42	213	.2	1.4	22	124	.1	.9	10	76	.7	.7
KHHT-FM																				
SP '05	32	138	.1	1.9	65	144	.3	3.6	74	268	.3	2.4	92	276	.4	3.7	127	290	.5	10.0
4-Book	61	191	.2	3.3	46	135	.2	2.4	60	198	.3	1.9	76	240	.3	3.0	99	207	.4	7.2
KHJ -AM																				
SP '05	2	16	.1	.5	17	31	.1	.9	17	45	.1	.6	8	15	.3	.3				
4-Book	9	29	.5	.5	14	35	.1	.7	15	51	.1	.5	7	21	.3	.3	8	29	.5	.5
KIIS-FM																				
SP '05	37	139	.1	2.2	72	289	.3	4.0	115	559	.5	3.7	91	326	.4	3.7	18	120	.1	1.4
4-Book	43	199	.2	2.5	56	220	.2	3.0	110	478	.5	3.6	69	272	.3	2.8	21	117	.1	1.6
KVVS-FM																				
SP '05	8	12	.5	.4					5	52	.2	.2								
4-Book	7	12	.4	.4					3	19	.1	.1	2	8	.1	.1	1	6	.1	.1

** Station(s) not reported this survey.

* Listener estimates adjusted for reported broadcast schedule.

+ Station(s) changed call letters - see Page 13.

4-Book: Avg. of current and previous 3 surveys.
2-Book: Avg. of most recent 2 surveys.

Target Listener Estimates

Men 25-49

	Saturday 7PM-MID				Sunday 6AM-10AM				Sunday 10AM-3PM				Sunday 3PM-7PM				Sunday 7PM-MID			
	AQH (00)	Cume (00)	AQH Rtg	AQH Shr	AQH (00)	Cume (00)	AQH Rtg	AQH Shr	AQH (00)	Cume (00)	AQH Rtg	AQH Shr	AQH (00)	Cume (00)	AQH Rtg	AQH Shr	AQH (00)	Cume (00)	AQH Rtg	AQH Shr
KJLH-FM																				
SP '05	21	68	.1	1.2	45	139	.2	2.5	53	266	.2	1.7	27	83	.1	1.1	33	100	.1	2.6
4-Book	34	115	.2	1.8	61	147	.3	3.2	80	265	.3	2.5	64	148	.3	2.5	31	93	.1	2.2
KKBT-FM																				
SP '05	64	245	.3	3.7	53	125	.2	2.9	20	103	.1	.7	58	217	.2	2.3	36	100	.1	2.8
4-Book	44	191	.2	2.4	43	116	.2	2.2	47	199	.2	1.5	62	200	.2	2.5	49	171	.2	3.4
KKLA-FM																				
SP '05	1	15	.1		2	27	.1		7	28	.2						11	49		.9
4-Book	2	19	.1		6	33	.4		10	35	.3		4	11	.2		6	25		.5
KLAC-AM																				
SP '05	8	58	.5		6	30	.3		17	85	.1	.6	28	122	.1	1.1	8	43		.6
4-Book	7	38	.4		6	25	.3		16	63	.1	.5	10	46	.4		6	23		.5
KLAX-FM																				
SP '05	80	227	.3	4.7	99	265	.4	5.5	172	400	.7	5.6	107	216	.4	4.3	44	192	.2	3.5
4-Book	66	202	.3	3.6	141	322	.6	7.2	138	403	.6	4.4	105	247	.4	4.1	55	176	.2	4.0
KLOS-FM																				
SP '05	24	80	.1	1.4	39	173	.2	2.2	111	400	.4	3.6	96	333	.4	3.9	39	134	.2	3.1
4-Book	35	164	.1	1.9	54	192	.2	2.7	97	402	.4	3.1	91	325	.4	3.7	33	136	.2	2.4
KLSX-FM																				
SP '05	6	37	.3		44	171	.2	2.4	25	115	.1	.8	13	72	.1	.5	4	21		.3
4-Book	26	83	.1	1.5	60	173	.3	3.1	48	163	.2	1.6	45	134	.2	1.7	24	78	.1	1.7
KLTX-AM																				
SP '05	3	15	.2		27	64	.1	1.5	10	46	.3		8	30	.3		4	16		.3
4-Book	7	26	.4		27	63	.1	1.4	17	54	.1	.5	13	23	.1	.5	6	24		.4
KLVE-FM																				
SP '05	85	272	.3	5.0	63	222	.2	3.5	211	550	.8	6.9	77	208	.3	3.1	87	252	.3	6.8
4-Book	101	322	.4	5.5	89	260	.3	4.6	154	432	.6	5.0	92	245	.4	3.8	88	259	.4	6.3
KLYY-FM																				
SP '05	30	111	.1	1.7	65	161	.3	3.6	79	195	.3	2.6	55	140	.2	2.2	10	69		.8
4-Book	44	125	.2	2.5	43	133	.2	2.2	77	200	.3	2.5	60	155	.2	2.4	19	68	.1	1.3
KMXE-AM																				
SP '05	12	30	.7		3	14	.2		11	53	.4		18	35	.1	.7	13	32	.1	1.0
4-Book	**	**	**	**	**	**	**	**	**	**	**	**	**	**	**	**	**	**	**	**
KMZT-FM																				
SP '05	18	71	.1	1.0	15	54	.1	.8	57	183	.2	1.9	30	71	.1	1.2	21	91	.1	1.7
4-Book	16	59	.1	.9	18	78	.1	.9	36	150	.1	1.2	23	80	.1	.9	16	71	.1	1.1
KNX -AM																				
SP '05	7	37	.4		27	121	.1	1.5	12	104	.4		13	132	.1	.5	13	75	.1	1.0
4-Book	10	51	.1	.6	23	106	.1	1.2	29	127	.1	.9	19	107	.1	.8	14	78	.1	1.0
KOST-FM																				
SP '05	40	226	.2	2.3	31	133	.1	1.7	64	213	.3	2.1	55	188	.2	2.2	59	198	.2	4.6
4-Book	58	249	.3	3.3	36	149	.1	1.9	92	307	.4	3.0	68	217	.3	2.7	49	204	.2	3.5
KPWR-FM																				
SP '05	76	360	.3	4.4	41	176	.2	2.3	68	329	.3	2.2	68	222	.3	2.8	26	130	.1	2.0
4-Book	80	337	.3	4.4	53	207	.2	2.8	98	380	.4	3.2	89	301	.4	3.5	66	213	.3	4.6
KRCB-FM																				
SP '05	37	112	.1	2.2	22	78	.1	1.2	21	59	.1	.7	60	210	.2	2.4	39	137	.2	3.1
4-Book	50	158	.2	2.8	33	97	.1	1.7	45	126	.2	1.5	51	151	.2	2.0	42	124	.2	3.0
KRCV-FM																				
SP '05	21	76	.1	1.2	12	60	.7		38	121	.1	1.2	12	95	.5		6	48		.5
4-Book	31	91	.1	1.7	23	65	.1	1.2	44	125	.2	1.4	47	122	.2	1.9	37	98	.2	2.6

Target Listener Estimates - Men 25-49

** Station(s) not reported this survey.

* Listener estimates adjusted for reported broadcast schedule.

+ Station(s) changed call letters - see Page 13.

4-Book: Avg. of current and previous 3 surveys.
2-Book: Avg. of most recent 2 surveys.

Target Listener Estimates

Men 25-49

	Saturday 7PM-MID				Sunday 6AM-10AM				Sunday 10AM-3PM				Sunday 3PM-7PM				Sunday 7PM-MID				
	AQH (00)	Cume (00)	AQH Rtg	AQH Shr	AQH (00)	Cume (00)	AQH Rtg	AQH Shr	AQH (00)	Cume (00)	AQH Rtg	AQH Shr	AQH (00)	Cume (00)	AQH Rtg	AQH Shr	AQH (00)	Cume (00)	AQH Rtg	AQH Shr	
KRLA-AM SP '05 4-Book	5	17		.3	3	4		.1	2	12		.1					3	18		.2	
KROQ-FM SP '05 4-Book	89	415	.3	5.2	57	255	.2	3.2	199	754	.8	6.5	125	523	.5	5.1	101	339	.4	7.9	
	89	388	.4	4.9	69	256	.3	3.7	148	588	.6	4.8	124	450	.5	5.0	80	304	.3	5.7	
KRTH-FM SP '05 4-Book	48	162	.2	2.8	34	127	.1	1.9	59	232	.2	1.9	57	134	.2	2.3	15	38	.1	1.2	
	39	148	.2	2.1	38	131	.1	2.0	85	297	.3	2.8	54	188	.2	2.2	15	76	.1	1.1	
KSCA-FM SP '05 4-Book	49	168	.2	2.9	91	250	.4	5.0	110	260	.4	3.6	76	182	.3	3.1	8	47		.6	
	38	127	.2	2.1	119	298	.5	6.2	113	306	.4	3.7	73	159	.3	2.9	26	98	.1	1.8	
KSPN-AM SP '05 4-Book	19	71	.1	1.1	8	51		.4	23	164	.1	.7	26	51	.1	1.1	22	62	.1	1.7	
	20	78	.1	1.1	13	60		.6	31	132	.1	1.0	33	108	.1	1.3	17	76	.1	1.2	
KSSE-FM SP '05 4-Book	25	87	.1	1.5	70	177	.3	3.9	102	291	.4	3.3	105	244	.4	4.3	41	136	.2	3.2	
	38	131	.2	2.1	44	142	.2	2.4	81	247	.3	2.6	67	166	.3	2.8	26	98	.1	1.9	
+KTLK-AM SP '05 4-Book	12	77		.7	4	18		.2					11	72		.4	17	66	.1	1.3	
	4	27		.2	5	34		.2	10	32		.3	11	50		.4	6	26		.5	
KTNQ-AM SP '05 4-Book	21	61	.1	1.2					5	15		.2	21	60	.1	.9	5	31		.4	
	13	45	.1	.7	6	15		.3	11	35	.1	.4	20	47	.1	.8	5	23		.4	
KTVV-FM SP '05 4-Book	49	169	.2	2.9	46	132	.2	2.5	51	242	.2	1.7	69	240	.3	2.8	18	73	.1	1.4	
	50	183	.2	2.7	46	153	.2	2.4	80	264	.3	2.6	59	191	.2	2.4	28	111	.1	2.0	
KWIZ-FM SP '05 4-Book	12	33		.7	21	47	.1	1.2	11	48		.4	26	99	.1	1.1	20	64	.1	1.6	
	18	69	.1	1.0	27	84	.1	1.4	22	87	.1	.7	25	95	.1	1.0	14	45	.1	1.0	
KWVE-FM SP '05 4-Book	4	28		.2	19	71	.1	1.1	7	37		.2	1	22			2	20		.2	
	12	41	.1	.6	14	48	.1	.7	17	82	.1	.5	4	24		.2	8	30		.5	
KXOL-FM SP '05 4-Book	88	244	.3	5.1	32	117	.1	1.8	46	175	.2	1.5	76	218	.3	3.1	37	148	.1	2.9	
	43	137	.2	2.4	33	108	.1	1.8	66	170	.3	2.2	51	139	.2	2.1	24	97	.1	1.7	
KYSR-FM SP '05 4-Book	84	218	.3	4.9	41	133	.2	2.3	86	463	.3	2.8	59	190	.2	2.4	9	81		.7	
	55	222	.2	3.0	35	157	.2	1.8	86	416	.3	2.8	66	244	.2	2.6	19	116	.1	1.3	
KZLA-FM SP '05 4-Book	21	63	.1	1.2	13	104	.1	.7	78	294	.3	2.5	68	236	.3	2.8	14	122	.1	1.1	
	18	65	.1	1.0	18	110	.1	1.0	64	227	.3	2.1	38	138	.2	1.5	9	83		.7	
XTRA-AM SP '05 4-Book	17	26	.1	1.0	4	40		.2	4	18		.1					1	6		.1	
	9	35	.1	.5	6	38		.3	9	39		.3	4	22		.1					
KGGI-FM SP '05 4-Book	21	105	.1	1.2	9	12		.5	16	42	.1	.5	8	42		.3	7	12		.6	
	9	43		.5	4	7		.2	8	32	.1	.3	5	23		.2	6	15		.4	
KOLA-FM SP '05 4-Book	5	34		.3	5	19		.3	9	61		.3	2	12		.1	1	12		.1	
	**	**	**	**	**	**	**	**	**	**	**	**	**	**	**	**	**	**	**	**	**
TOTALS SP '05 4-Book	1715	5743	6.7		1805	5571	7.1		3074	8399	12.1		2470	6575	9.7		1271	4239	5.0		
	1812	5773	7.1		1931	5735	7.6		3103	8662	12.2		2508	6612	9.9		1400	4392	5.5		

** Station(s) not reported this survey.

* Listener estimates adjusted for reported broadcast schedule.

+ Station(s) changed call letters - see Page 13.

4-Book: Avg. of current and previous 3 surveys.
2-Book: Avg. of most recent 2 surveys.

Target Listener Trends

Target Listener Trends - Men 25-54

Men 25-54																				
Monday-Sunday 6AM-MID				Monday-Friday 6AM-10AM				Monday-Friday 10AM-3PM				Monday-Friday 3PM-7PM				Monday-Friday 7PM-MID				
AQH (00)	Cume (00)	AQH Rtg	AQH Shr	AQH (00)	Cume (00)	AQH Rtg	AQH Shr	AQH (00)	Cume (00)	AQH Rtg	AQH Shr	AQH (00)	Cume (00)	AQH Rtg	AQH Shr	AQH (00)	Cume (00)	AQH Rtg	AQH Shr	
KABC-AM																				
SP '05	57	1067	.2	1.1	77	447	.3	.9	82	550	.3	1.1	87	563	.3	1.3	33	320	.1	1.6
WI '05	83	1446	.3	1.7	122	640	.4	1.5	149	680	.5	2.1	120	810	.4	1.9	50	596	.2	2.4
FA '04	125	1827	.4	2.4	101	779	.3	1.2	276	1018	.9	3.8	211	1188	.7	3.2	54	425	.2	2.6
SU '04	89	1516	.3	1.8	88	642	.3	1.1	171	828	.6	2.4	143	773	.5	2.3	34	307	.1	1.4
4-Book	89	1464	.3	1.8	97	627	.3	1.2	170	769	.6	2.4	140	834	.5	2.2	43	412	.2	2.0
SP '04	140	1943	.5	2.7	121	867	.4	1.4	228	1075	.8	3.1	245	1256	.8	4.0	94	539	.3	4.0
KAZN-AM																				
SP '05	25	230	.1	.5	38	148	.1	.5	33	136	.1	.5	33	99	.1	.5	8	84	.1	.4
WI '05	**	**	**	**	**	**	**	**	**	**	**	**	**	**	**	**	**	**	**	**
FA '04	**	**	**	**	**	**	**	**	**	**	**	**	**	**	**	**	**	**	**	**
SU '04	**	**	**	**	**	**	**	**	**	**	**	**	**	**	**	**	**	**	**	**
4-Book	**	**	**	**	**	**	**	**	**	**	**	**	**	**	**	**	**	**	**	**
SP '04	**	**	**	**	**	**	**	**	**	**	**	**	**	**	**	**	**	**	**	**
KBIG-FM																				
SP '05	109	2515	.4	2.1	128	794	.4	1.6	167	897	.6	2.3	139	1253	.5	2.1	56	677	.2	2.6
WI '05	101	2265	.3	2.0	94	726	.3	1.2	136	918	.5	1.9	145	1172	.5	2.3	70	704	.2	3.3
FA '04	101	2349	.3	1.9	117	949	.4	1.4	177	980	.6	2.4	117	1042	.4	1.7	34	448	.1	1.6
SU '04	107	2508	.4	2.1	136	904	.5	1.7	148	978	.5	2.1	139	1245	.5	2.2	42	629	.1	1.8
4-Book	105	2409	.4	2.0	119	843	.4	1.5	157	943	.6	2.2	135	1178	.5	2.1	51	615	.2	2.3
SP '04	109	2459	.4	2.1	143	941	.5	1.7	190	1231	.7	2.6	131	1007	.4	2.1	47	685	.2	2.0
KBUA-FM																				
SP '05	36	440	.1	.7	70	351	.2	.9	51	245	.2	.7	29	188	.1	.4	13	104	.1	.6
WI '05	35	447	.1	.7	71	294	.2	.9	54	276	.2	.8	26	223	.1	.4	12	138	.1	.6
FA '04	49	413	.2	.9	73	257	.2	.9	83	235	.3	1.1	68	248	.2	1.0	19	120	.1	.9
SU '04	37	342	.1	.7	56	194	.2	.7	76	238	.3	1.1	29	197	.1	.5	8	74	.1	.3
4-Book	39	411	.1	.8	68	274	.2	.9	66	249	.3	.9	38	214	.1	.6	13	109	.1	.6
SP '04	22	305	.1	.4	44	178	.2	.5	29	115	.1	.4	22	180	.1	.4	4	49	.1	.2
KBUE-FM																				
SP '05	148	2015	.5	2.9	231	1007	.8	2.8	305	1221	1.0	4.2	136	974	.5	2.1	42	433	.1	2.0
WI '05	157	2145	.5	3.1	216	1141	.7	2.7	336	1388	1.1	4.7	135	955	.5	2.2	32	314	.1	1.5
FA '04	152	2144	.5	2.9	196	1153	.7	2.4	245	1176	.8	3.3	177	964	.6	2.6	54	533	.2	2.6
SU '04	165	2122	.6	3.3	206	899	.7	2.6	241	1173	.8	3.4	202	1219	.7	3.2	58	478	.2	2.4
4-Book	156	2107	.5	3.1	212	1050	.7	2.6	282	1240	.9	3.9	163	1028	.6	2.5	47	440	.2	2.1
SP '04	185	2376	.6	3.6	259	1230	.9	3.1	264	1240	.9	3.6	227	1274	.8	3.7	72	695	.2	3.1
KCBS-FM																				
SP '05	260	4410	.9	5.1	331	2250	1.1	4.1	419	2262	1.4	5.8	356	2719	1.2	5.4	75	1152	.3	3.5
WI '05	126	3674	.4	2.5	160	1533	.5	2.0	179	1641	.6	2.5	188	2105	.6	3.0	55	951	.2	2.6
FA '04	143	3121	.5	2.8	162	1247	.6	2.0	247	1514	.8	3.4	214	1928	.7	3.2	41	743	.1	1.9
SU '04	116	3348	.4	2.3	114	1069	.4	1.4	176	1277	.6	2.5	153	1889	.5	2.5	56	840	.2	2.3
4-Book	161	3638	.6	3.2	192	1525	.7	2.4	255	1674	.9	3.6	228	2160	.8	3.5	57	922	.2	2.6
SP '04	151	3531	.5	2.9	187	1309	.6	2.2	229	1673	.8	3.1	223	2040	.8	3.6	52	847	.2	2.2
+KDAY-FM																				
SP '05	42	1119	.1	.8	40	414	.1	.5	69	562	.2	1.0	54	503	.2	.8	21	270	.1	1.0
WI '05	74	1371	.3	1.5	74	606	.3	.9	133	796	.5	1.9	99	742	.3	1.6	36	384	.1	1.7
FA '04	84	1114	.3	1.6	92	459	.3	1.1	100	609	.3	1.4	134	764	.5	2.0	58	442	.2	2.7
SU '04	77	1105	.3	1.5	94	486	.3	1.2	85	519	.3	1.2	108	571	.4	1.7	48	431	.2	2.0
4-Book	69	1177	.3	1.4	75	491	.3	.9	97	622	.3	1.4	99	645	.4	1.5	41	382	.2	1.9
SP '04	55	955	.2	1.1	36	343	.1	.4	97	490	.3	1.3	86	491	.3	1.4	21	166	.1	.9
KOLD-FM																				
SP '05	50	927	.2	1.0	59	412	.2	.7	95	571	.3	1.3	63	411	.2	1.0	25	333	.1	1.2
WI '05	32	714	.1	.6	32	390	.1	.4	63	405	.2	.9	43	363	.1	.7	11	228	.1	.5
FA '04	36	629	.1	.7	22	239	.1	.3	58	305	.2	.8	44	403	.1	.7	31	255	.1	1.5
SU '04	23	572	.1	.5	23	258	.1	.3	35	242	.1	.5	42	283	.1	.7	11	177	.1	.5
4-Book	35	711	.1	.7	34	325	.1	.4	63	381	.2	.9	48	365	.1	.8	20	248	.1	.9
SP '04	27	519	.1	.5	6	97	.1	.1	62	375	.2	.8	45	354	.2	.7	18	145	.1	.8

** Station(s) not reported this survey.

* Listener estimates adjusted for reported broadcast schedule.

+ Station(s) changed call letters - see Page 13.

4-Book: Avg. of current and previous 3 surveys.
2-Book: Avg. of most recent 2 surveys.

Target Listener Trends

Men 25-54																				
Monday-Sunday 6AM-MID				Monday-Friday 6AM-10AM				Monday-Friday 10AM-3PM				Monday-Friday 3PM-7PM				Monday-Friday 7PM-MID				
AQH (00)	Cume (00)	AQH Rtg	AQH Shr	AQH (00)	Cume (00)	AQH Rtg	AQH Shr	AQH (00)	Cume (00)	AQH Rtg	AQH Shr	AQH (00)	Cume (00)	AQH Rtg	AQH Shr	AQH (00)	Cume (00)	AQH Rtg	AQH Shr	
KDLE-FM																				
SP '05	37	665	.1	.7	45	294	.2	.6	82	416	.3	1.1	45	389	.2	.7	11	217		.5
WI '05	26	528	.1	.5	13	211		.2	53	243	.2	.7	45	332	.2	.7	16	160	.1	.8
FA '04	28	627	.1	.5	32	333	.1	.4	51	286	.2	.7	32	342	.1	.5	7	152		.3
SU '04	11	460		.2	5	117		.1	16	241	.1	.2	14	299		.2	9	132		.4
4-Book	26	570	.1	.5	24	239	.1	.3	51	297	.2	.7	34	341	.1	.5	11	165		.5
SP '04	31	563	.1	.6	38	273	.1	.5	59	343	.2	.8	48	276	.2	.8	8	156		.3
KEBN-FM																				
SP '05	34	383	.1	.7	69	217	.2	.8	63	218	.2	.9	33	184	.1	.5	7	98		.3
WI '05	**	**	**	**	**	**	**	**	**	**	**	**	**	**	**	**	**	**	**	**
FA '04	**	**	**	**	**	**	**	**	**	**	**	**	**	**	**	**	**	**	**	**
SU '04	**	**	**	**	**	**	**	**	**	**	**	**	**	**	**	**	**	**	**	**
4-Book	**	**	**	**	**	**	**	**	**	**	**	**	**	**	**	**	**	**	**	**
SP '04	**	**	**	**	**	**	**	**	**	**	**	**	**	**	**	**	**	**	**	**
KFI -AM																				
SP '05	161	2319	.5	3.2	312	1663	1.1	3.8	209	1300	.7	2.9	254	1426	.9	3.9	61	601	.2	2.9
WI '05	207	2991	.7	4.1	350	1697	1.2	4.3	254	1423	.9	3.5	350	1560	1.2	5.6	115	677	.4	5.5
FA '04	172	2724	.6	3.3	301	1469	1.0	3.7	203	1257	.7	2.8	309	1470	1.1	4.6	91	867	.3	4.3
SU '04	199	2829	.7	3.9	400	1720	1.4	5.1	247	1306	.8	3.5	348	1716	1.2	5.6	66	656	.2	2.8
4-Book	185	2716	.6	3.6	341	1637	1.2	4.2	228	1322	.8	3.2	315	1543	1.1	4.9	83	700	.3	3.9
SP '04	216	3278	.7	4.2	438	2126	1.5	5.2	299	1610	1.0	4.1	252	1708	.9	4.1	102	917	.4	4.4
KFSH-FM																				
SP '05	31	610	.1	.6	46	343	.2	.6	31	250	.1	.4	45	437	.2	.7	13	232		.6
WI '05	22	533	.1	.4	33	242	.1	.4	29	258	.1	.4	26	308	.1	.4	9	170		.4
FA '04	48	761	.2	.9	70	396	.2	.9	77	394	.3	1.0	60	427	.2	.9	11	171		.5
SU '04	39	732	.1	.8	49	349	.2	.6	52	307	.2	.7	38	346	.1	.6	11	186		.5
4-Book	35	659	.1	.7	50	333	.2	.6	47	302	.2	.6	42	380	.2	.7	11	190		.5
SP '04	55	742	.2	1.1	88	404	.3	1.0	89	479	.3	1.2	48	375	.2	.8	18	267	.1	.8
KFWB-AM																				
SP '05	83	2707	.3	1.6	161	1516	.5	2.0	86	1023	.3	1.2	121	1560	.4	1.9	45	657	.2	2.1
WI '05	63	2208	.2	1.3	165	1401	.6	2.0	80	670	.3	1.1	73	1011	.2	1.2	11	432		.5
FA '04	73	2391	.2	1.4	153	1334	.5	1.9	86	888	.3	1.2	98	1183	.3	1.5	23	524	.1	1.1
SU '04	71	2432	.2	1.4	118	1139	.4	1.5	58	892	.2	.8	84	1001	.3	1.3	73	663	.3	3.0
4-Book	73	2435	.2	1.4	149	1348	.5	1.9	78	888	.3	1.1	94	1189	.3	1.5	38	569	.2	1.7
SP '04	53	2091	.2	1.0	104	957	.4	1.2	39	540	.1	.5	70	891	.2	1.1	37	590	.1	1.6
KHHT-FM																				
SP '05	128	2140	.4	2.5	152	986	.5	1.9	172	1082	.6	2.4	146	1057	.5	2.2	70	656	.2	3.3
WI '05	96	2066	.3	1.9	130	886	.4	1.6	114	863	.4	1.6	132	889	.4	2.1	49	614	.2	2.3
FA '04	118	2142	.4	2.3	138	825	.5	1.7	169	867	.6	2.3	134	992	.5	2.0	91	695	.3	4.3
SU '04	116	2103	.4	2.3	108	817	.4	1.4	159	914	.5	2.3	140	1162	.5	2.2	88	735	.3	3.7
4-Book	115	2113	.4	2.3	132	879	.5	1.7	154	932	.5	2.2	138	1025	.5	2.1	75	675	.3	3.4
SP '04	86	1781	.3	1.7	74	695	.3	.9	130	837	.4	1.8	100	868	.3	1.6	73	715	.3	3.1
KHJ -AM																				
SP '05	31	768	.1	.6	63	271	.2	.8	35	337	.1	.5	42	265	.1	.6	14	181		.7
WI '05	57	725	.2	1.1	88	366	.3	1.1	98	428	.3	1.4	68	339	.2	1.1	19	174	.1	.9
FA '04	47	873	.2	.9	107	385	.4	1.3	70	429	.2	1.0	33	334	.1	.5	12	151		.6
SU '04	40	824	.1	.8	52	310	.2	.7	65	487	.2	.9	50	362	.2	.8	19	140	.1	.8
4-Book	44	798	.2	.9	78	333	.3	1.0	67	420	.2	1.0	48	325	.2	.8	16	162	.1	.8
SP '04	60	940	.2	1.2	139	427	.5	1.7	69	417	.2	.9	60	326	.2	1.0	18	161	.1	.8
KIIS-FM																				
SP '05	116	3277	.4	2.3	190	1498	.6	2.3	135	1309	.5	1.9	117	1396	.4	1.8	66	873	.2	3.1
WI '05	125	2956	.4	2.5	209	1492	.7	2.6	182	1163	.6	2.5	161	1329	.5	2.6	39	722	.1	1.9
FA '04	109	3027	.4	2.1	163	1423	.6	2.0	142	1307	.5	1.9	133	1337	.5	2.0	56	789	.2	2.6
SU '04	125	3074	.4	2.5	167	1268	.6	2.1	191	1525	.7	2.7	180	1582	.6	2.9	54	832	.2	2.3
4-Book	119	3084	.4	2.4	182	1420	.6	2.3	163	1326	.6	2.3	148	1411	.5	2.3	54	804	.2	2.5
SP '04	63	2551	.2	1.2	74	975	.3	.9	89	992	.3	1.2	68	1136	.2	1.1	34	760	.1	1.5

** Station(s) not reported this survey.

* Listener estimates adjusted for reported broadcast schedule.

+ Station(s) changed call letters - see Page 13.

4-Book: Avg. of current and previous 3 surveys.
2-Book: Avg. of most recent 2 surveys.

Target Listener Trends

Men 25-54

Target Listener Trends - Men 25-54

	Monday-Sunday 6AM-MID				Monday-Friday 6AM-10AM				Monday-Friday 10AM-3PM				Monday-Friday 3PM-7PM				Monday-Friday 7PM-MID			
	AQH (00)	Cume (00)	AQH Rtg	AQH Shr	AQH (00)	Cume (00)	AQH Rtg	AQH Shr	AQH (00)	Cume (00)	AQH Rtg	AQH Shr	AQH (00)	Cume (00)	AQH Rtg	AQH Shr	AQH (00)	Cume (00)	AQH Rtg	AQH Shr
KVVS-FM																				
SP '05	4	101	.1		1	34			2	59			7	27	.1		1	12		
WI '05	5	59	.1		5	40		.1	1	28			7	59	.1		12	13		.6
FA '04	4	47	.1		3	6			7	15		.1	5	47	.1		2	17		.1
SU '04	1	62							1	30							2	15		.1
4-Book	4	67	.1		2	20			3	33			5	33	.1		4	14		.2
SP '04		50								9			1	35						
KJLH-FM																				
SP '05	45	929	.2	.9	72	368	.2	.9	35	281	.1	.5	48	343	.2	.7	39	304	.1	1.8
WI '05	70	1251	.2	1.4	117	565	.4	1.4	100	501	.3	1.4	65	562	.2	1.0	27	278	.1	1.3
FA '04	67	1146	.2	1.3	105	474	.4	1.3	72	396	.2	1.0	63	517	.2	.9	28	362	.1	1.3
SU '04	90	1018	.3	1.8	89	545	.3	1.1	97	542	.3	1.4	124	611	.4	2.0	75	470	.3	3.1
4-Book	68	1086	.2	1.4	96	488	.3	1.2	76	430	.2	1.1	75	508	.3	1.2	42	354	.2	1.9
SP '04	80	1013	.3	1.5	117	572	.4	1.4	101	408	.3	1.4	91	655	.3	1.5	37	391	.1	1.6
KKBT-FM																				
SP '05	94	1835	.3	1.8	172	1065	.6	2.1	92	920	.3	1.3	109	919	.4	1.7	56	473	.2	2.6
WI '05	84	2189	.3	1.7	168	1080	.6	2.1	95	856	.3	1.3	97	1035	.3	1.5	33	432	.1	1.6
FA '04	96	2167	.3	1.9	183	990	.6	2.2	90	878	.3	1.2	128	1268	.4	1.9	40	557	.1	1.9
SU '04	107	2286	.4	2.1	225	1179	.8	2.9	130	1069	.4	1.9	132	1242	.5	2.1	47	630	.2	2.0
4-Book	95	2119	.3	1.9	187	1079	.7	2.3	102	931	.3	1.4	117	1116	.4	1.8	44	523	.2	2.0
SP '04	90	2071	.3	1.7	194	943	.7	2.3	104	1072	.4	1.4	87	871	.3	1.4	36	509	.1	1.5
KKLA-FM																				
SP '05	13	360		.3	13	216		.2	18	182	.1	.2	26	160	.1	.4	5	77		.2
WI '05	27	626	.1	.5	35	380	.1	.4	38	334	.1	.5	46	337	.2	.7	13	158		.6
FA '04	16	388	.1	.3	37	212	.1	.5	20	109	.1	.3	28	197	.1	.4	5	84		.2
SU '04	18	364	.1	.4	24	172	.1	.3	22	176	.1	.3	37	223	.1	.6	13	79		.5
4-Book	19	435	.1	.4	27	245	.1	.4	25	200	.1	.3	34	229	.1	.5	9	100		.4
SP '04	22	647	.1	.4	41	296	.1	.5	31	304	.1	.4	32	302	.1	.5	7	89		.3
KLAC-AM																				
SP '05	67	1358	.2	1.3	71	582	.2	.9	138	711	.5	1.9	83	653	.3	1.3	54	357	.2	2.5
WI '05	68	1357	.2	1.4	89	699	.3	1.1	140	614	.5	2.0	77	646	.3	1.2	48	444	.2	2.3
FA '04	19	633	.1	.4	18	128	.1	.2	18	157	.1	.2	22	262	.1	.3	31	282	.1	1.5
SU '04	9	445		.2	13	183		.2	7	105		.1	18	264	.1	.3	3	116		.1
4-Book	41	948	.1	.8	48	398	.2	.6	76	397	.3	1.1	50	456	.2	.8	34	300	.1	1.6
SP '04	43	1430	.1	.8	28	232	.1	.3	26	183	.1	.4	60	755	.2	1.0	66	862	.2	2.8
KLAX-FM																				
SP '05	240	2830	.8	4.7	514	1752	1.8	6.3	319	1664	1.1	4.4	208	1182	.7	3.2	56	538	.2	2.6
WI '05	181	2696	.6	3.6	445	1733	1.5	5.5	239	1402	.8	3.3	160	1148	.5	2.5	26	368	.1	1.2
FA '04	224	3085	.8	4.3	518	1915	1.8	6.3	311	1809	1.1	4.2	155	1119	.5	2.3	52	529	.2	2.5
SU '04	344	3625	1.2	6.8	791	2398	2.7	10.0	492	2122	1.7	7.0	279	1639	1.0	4.5	64	781	.2	2.7
4-Book	247	3059	.9	4.9	567	1950	2.0	7.0	340	1749	1.2	4.7	201	1272	.7	3.1	50	554	.2	2.3
SP '04	381	3910	1.3	7.4	848	2643	2.9	10.1	537	2698	1.8	7.3	330	1929	1.1	5.4	74	727	.3	3.2
KLOS-FM																				
SP '05	155	3691	.5	3.0	339	1621	1.2	4.2	176	1570	.6	2.4	200	2029	.7	3.1	46	774	.2	2.2
WI '05	152	3956	.5	3.0	312	1709	1.1	3.8	181	1412	.6	2.5	204	2197	.7	3.3	42	847	.1	2.0
FA '04	200	3616	.7	3.9	370	1660	1.3	4.5	292	1495	1.0	4.0	271	2118	.9	4.1	55	754	.2	2.6
SU '04	185	3810	.6	3.7	323	1739	1.1	4.1	250	1508	.9	3.6	201	2157	.7	3.2	64	933	.2	2.7
4-Book	173	3768	.6	3.4	336	1682	1.2	4.2	225	1496	.8	3.1	219	2125	.8	3.4	52	827	.2	2.4
SP '04	178	3455	.6	3.4	318	1586	1.1	3.8	251	1515	.9	3.4	225	1850	.8	3.7	58	873	.2	2.5
KLSX-FM																				
SP '05	253	3408	.9	5.0	617	2159	2.1	7.6	408	1735	1.4	5.6	365	1710	1.2	5.6	44	599	.1	2.1
WI '05	236	3520	.8	4.7	617	2204	2.1	7.6	310	1679	1.1	4.3	291	1754	1.0	4.6	71	708	.2	3.4
FA '04	340	3528	1.2	6.6	755	2335	2.6	9.2	545	1843	1.9	7.4	500	2127	1.7	7.5	61	630	.2	2.9
SU '04	269	3524	.9	5.3	731	2387	2.5	9.3	381	1661	1.3	5.4	323	1774	1.1	5.2	71	725	.2	3.0
4-Book	275	3495	1.0	5.4	680	2271	2.3	8.4	411	1730	1.4	5.7	370	1841	1.3	5.7	62	666	.2	2.9
SP '04	275	3668	.9	5.3	723	2389	2.5	8.6	377	1755	1.3	5.1	349	1740	1.2	5.7	83	792	.3	3.6

** Station(s) not reported this survey.

* Listener estimates adjusted for reported broadcast schedule.

+ Station(s) changed call letters - see Page 13.

4-Book: Avg. of current and previous 3 surveys.
2-Book: Avg. of most recent 2 surveys.

Target Listener Trends

Men 25-54

	Monday-Sunday 6AM-MID				Monday-Friday 6AM-10AM				Monday-Friday 10AM-3PM				Monday-Friday 3PM-7PM				Monday-Friday 7PM-MID			
	AQH (00)	Cume (00)	AQH Rtg	AQH Shr	AQH (00)	Cume (00)	AQH Rtg	AQH Shr	AQH (00)	Cume (00)	AQH Rtg	AQH Shr	AQH (00)	Cume (00)	AQH Rtg	AQH Shr	AQH (00)	Cume (00)	AQH Rtg	AQH Shr
KLTX-AM																				
SP '05	22	204	.1	.4	41	174	.1	.5	41	116	.1	.6	23	124	.1	.4	3	70		.1
WI '05	22	324	.1	.4	33	183	.1	.4	36	165	.1	.5	24	111	.1	.4	11	62		.5
FA '04	35	356	.1	.7	40	165	.1	.5	59	215	.2	.8	50	222	.2	.7	14	125		.7
SU '04	43	247	.1	.9	60	157	.2	.8	71	152	.2	1.0	55	137	.2	.9	11	61		.5
4-Book	31	283	.1	.6	44	170	.1	.6	52	162	.2	.7	38	149	.2	.6	10	80		.5
SP '04	40	327	.1	.8	72	260	.2	.9	56	212	.2	.8	43	196	.1	.7	12	129		.5
KLVE-FM																				
SP '05	156	2687	.5	3.1	236	1290	.8	2.9	186	1056	.6	2.6	170	1151	.6	2.6	86	841	.3	4.0
WI '05	174	3043	.6	3.5	194	1288	.7	2.4	240	1398	.8	3.4	202	1264	.7	3.2	111	943	.4	5.3
FA '04	187	3234	.6	3.6	265	1570	.9	3.2	262	1730	.9	3.6	212	1504	.7	3.2	103	915	.4	4.9
SU '04	192	3206	.7	3.8	239	1483	.8	3.0	265	1559	.9	3.8	198	1355	.7	3.2	133	1019	.5	5.5
4-Book	177	3043	.6	3.5	234	1408	.8	2.9	238	1436	.8	3.4	196	1319	.7	3.1	108	930	.4	4.9
SP '04	143	2633	.5	2.8	183	928	.6	2.2	191	1250	.7	2.6	153	1275	.5	2.5	103	828	.4	4.4
KLYY-FM																				
SP '05	111	1823	.4	2.2	129	698	.4	1.6	173	1004	.6	2.4	204	952	.7	3.1	23	307	.1	1.1
WI '05	106	1536	.4	2.1	102	547	.3	1.3	165	896	.6	2.3	131	673	.4	2.1	58	321	.2	2.8
FA '04	81	1438	.3	1.6	79	540	.3	1.0	126	834	.4	1.7	123	814	.4	1.8	26	360	.1	1.2
SU '04	71	1384	.2	1.4	65	528	.2	.8	119	818	.4	1.7	105	679	.4	1.7	35	282	.1	1.5
4-Book	92	1545	.3	1.8	94	578	.3	1.2	146	888	.5	2.0	141	780	.5	2.2	36	318	.1	1.7
SP '04	88	1462	.3	1.7	80	469	.3	1.0	165	893	.6	2.2	88	643	.3	1.4	47	266	.2	2.0
KMXE-AM																				
SP '05	58	508	.2	1.1	56	216	.2	.7	120	355	.4	1.7	95	362	.3	1.5	36	121	.1	1.7
WI '05	43	416	.1	.9	62	196	.2	.8	73	298	.2	1.0	68	215	.2	1.1	16	125	.1	.8
FA '04	**	**	**	**	**	**	**	**	**	**	**	**	**	**	**	**	**	**	**	**
SU '04	32	417	.1	.6	45	207	.2	.6	57	243	.2	.8	32	203	.1	.5	15	107	.1	.6
4-Book	**	**	**	**	**	**	**	**	**	**	**	**	**	**	**	**	**	**	**	**
SP '04	49	419	.2	.9	53	221	.2	.6	94	310	.3	1.3	69	282	.2	1.1	32	137	.1	1.4
KMZT-FM																				
SP '05	31	1095	.1	.6	37	384	.1	.5	25	383	.1	.3	33	464	.1	.5	20	360	.1	.9
WI '05	34	890	.1	.7	47	351	.2	.6	64	321	.2	.9	45	373	.2	.7	8	245		.4
FA '04	44	1391	.1	.8	45	551	.2	.6	37	393	.1	.5	57	582	.2	.9	35	485	.1	1.7
SU '04	42	1092	.1	.8	59	451	.2	.7	47	452	.2	.7	47	531	.2	.8	43	482	.1	1.8
4-Book	38	1117	.1	.7	47	434	.2	.6	43	387	.2	.6	46	488	.2	.7	27	393	.1	1.2
SP '04	38	1043	.1	.7	28	305	.1	.3	55	341	.2	.7	46	364	.2	.7	23	302	.1	1.0
KNX -AM																				
SP '05	70	2448	.2	1.4	156	1402	.5	1.9	79	925	.3	1.1	93	1339	.3	1.4	16	425	.1	.8
WI '05	100	2710	.3	2.0	238	1738	.8	2.9	86	1021	.3	1.2	135	1414	.5	2.2	63	745	.2	3.0
FA '04	68	2371	.2	1.3	155	1314	.5	1.9	87	963	.3	1.2	93	1319	.3	1.4	16	368	.1	.8
SU '04	75	2499	.3	1.5	153	1441	.5	1.9	55	834	.2	.8	129	1412	.4	2.1	30	450	.1	1.3
4-Book	78	2507	.3	1.6	176	1474	.6	2.2	77	936	.3	1.1	113	1371	.4	1.8	31	497	.1	1.5
SP '04	100	2978	.3	1.9	245	1690	.8	2.9	107	1009	.4	1.5	128	1486	.4	2.1	22	609	.1	.9
KOST-FM																				
SP '05	114	2823	.4	2.2	150	1117	.5	1.8	150	971	.5	2.1	171	1370	.6	2.6	57	768	.2	2.7
WI '05	132	2601	.4	2.6	122	889	.4	1.5	193	1166	.7	2.7	181	1269	.6	2.9	79	856	.3	3.8
FA '04	135	2563	.5	2.6	163	1121	.6	2.0	196	1103	.7	2.7	177	1450	.6	2.6	72	952	.2	3.4
SU '04	100	2296	.3	2.0	127	989	.4	1.6	111	897	.4	1.6	129	1126	.4	2.1	67	778	.2	2.8
4-Book	120	2571	.4	2.4	141	1029	.5	1.7	163	1034	.6	2.3	165	1304	.6	2.6	69	839	.2	3.2
SP '04	155	2679	.5	3.0	205	1132	.7	2.4	258	1239	.9	3.5	172	1307	.6	2.8	71	930	.2	3.1
KPWR-FM																				
SP '05	152	3166	.5	3.0	247	1671	.8	3.0	175	1420	.6	2.4	232	1815	.8	3.6	65	732	.2	3.1
WI '05	170	3581	.6	3.4	259	1663	.9	3.2	224	1665	.8	3.1	210	2051	.7	3.3	67	1017	.2	3.2
FA '04	164	3192	.6	3.2	233	1489	.8	2.8	232	1569	.8	3.2	243	1848	.8	3.6	74	1040	.3	3.5
SU '04	160	3083	.5	3.2	227	1481	.8	2.9	200	1422	.7	2.9	202	1674	.7	3.2	95	1057	.3	4.0
4-Book	162	3256	.6	3.2	242	1576	.8	3.0	208	1519	.7	2.9	222	1847	.8	3.4	75	962	.3	3.5
SP '04	196	3486	.7	3.8	341	1889	1.2	4.0	253	1904	.9	3.4	265	2030	.9	4.3	89	1082	.3	3.8

** Station(s) not reported this survey.

* Listener estimates adjusted for reported broadcast schedule.

+ Station(s) changed call letters - see Page 13.

4-Book: Avg. of current and previous 3 surveys.
2-Book: Avg. of most recent 2 surveys.

Target Listener Trends

Men 25-54

Target Listener Trends - Men 25-54

	Monday-Sunday 6AM-MID				Monday-Friday 6AM-10AM				Monday-Friday 10AM-3PM				Monday-Friday 3PM-7PM				Monday-Friday 7PM-MID			
	AQH (00)	Cume (00)	AQH Rtg	AQH Shr	AQH (00)	Cume (00)	AQH Rtg	AQH Shr	AQH (00)	Cume (00)	AQH Rtg	AQH Shr	AQH (00)	Cume (00)	AQH Rtg	AQH Shr	AQH (00)	Cume (00)	AQH Rtg	AQH Shr
KRCO-FM																				
SP '05	81	1192	.3	1.6	96	445	.3	1.2	113	595	.4	1.6	114	627	.4	1.7	39	360	.1	1.8
WI '05	77	1350	.3	1.5	80	532	.3	1.0	92	572	.3	1.3	104	774	.4	1.7	64	480	.2	3.1
FA '04	94	1314	.3	1.8	97	602	.3	1.2	151	641	.5	2.1	97	635	.3	1.4	70	450	.2	3.3
SU '04	112	1325	.4	2.2	123	521	.4	1.6	179	857	.6	2.6	130	799	.4	2.1	78	478	.3	3.3
4-Book	91	1295	.3	1.8	99	525	.3	1.3	134	666	.5	1.9	111	709	.4	1.7	63	442	.2	2.9
SP '04	98	1254	.3	1.9	96	452	.3	1.1	167	766	.6	2.3	107	553	.4	1.7	57	398	.2	2.5
KRCV-FM																				
SP '05	65	1079	.2	1.3	87	422	.3	1.1	82	545	.3	1.1	98	542	.3	1.5	49	358	.2	2.3
WI '05	78	973	.3	1.6	115	439	.4	1.4	94	465	.3	1.3	79	459	.3	1.3	50	323	.2	2.4
FA '04	77	1077	.3	1.5	92	417	.3	1.1	133	536	.5	1.8	108	589	.4	1.6	18	282	.1	.9
SU '04	51	853	.2	1.0	68	408	.2	.9	50	323	.2	.7	47	346	.2	.8	50	319	.2	2.1
4-Book	68	996	.3	1.4	91	422	.3	1.1	90	467	.3	1.2	83	484	.3	1.3	42	321	.2	1.9
SP '04	54	648	.2	1.0	37	285	.1	.4	75	392	.3	1.0	60	328	.2	1.0	43	287	.1	1.8
KRLA-AM																				
SP '05	36	555	.1	.7	60	324	.2	.7	72	321	.2	1.0	41	212	.1	.6	18	123	.1	.8
WI '05	29	563	.1	.6	68	437	.2	.8	38	282	.1	.5	45	274	.2	.7	11	111	.1	.5
FA '04	40	692	.1	.8	94	492	.3	1.1	71	334	.2	1.0	42	359	.1	.6	10	130	.1	.5
SU '04	56	811	.2	1.1	115	579	.4	1.5	126	507	.4	1.8	54	359	.2	.9	10	97	.1	.4
4-Book	40	655	.1	.8	84	458	.3	1.0	77	361	.2	1.1	46	301	.2	.7	12	115	.1	.6
SP '04	60	824	.2	1.2	121	570	.4	1.4	110	541	.4	1.5	77	451	.3	1.3	25	196	.1	1.1
KROQ-FM																				
SP '05	209	4355	.7	4.1	319	2179	1.1	3.9	293	1969	1.0	4.1	255	2241	.9	3.9	84	1240	.3	3.9
WI '05	235	4314	.8	4.7	426	2449	1.5	5.2	318	2027	1.1	4.4	305	2389	1.0	4.9	93	1081	.3	4.4
FA '04	242	4418	.8	4.7	445	2494	1.5	5.4	323	2155	1.1	4.4	294	2273	1.0	4.4	117	1470	.4	5.5
SU '04	214	4584	.7	4.2	390	2643	1.3	5.0	270	2153	.9	3.9	242	2432	.8	3.9	118	1530	.4	4.9
4-Book	225	4418	.8	4.4	395	2441	1.4	4.9	301	2076	1.0	4.2	274	2334	.9	4.3	103	1330	.4	4.7
SP '04	257	4428	.9	5.0	421	2431	1.4	5.0	366	2108	1.3	5.0	280	2385	1.0	4.6	171	1594	.6	7.4
KRTH-FM																				
SP '05	113	2708	.4	2.2	103	999	.4	1.3	140	1083	.5	1.9	171	1362	.6	2.6	81	740	.3	3.8
WI '05	136	3019	.5	2.7	156	1160	.5	1.9	190	1304	.6	2.7	201	1515	.7	3.2	58	678	.2	2.8
FA '04	124	2828	.4	2.4	196	1350	.7	2.4	162	1069	.6	2.2	124	1265	.4	1.9	48	589	.2	2.3
SU '04	117	3229	.4	2.3	141	1153	.5	1.8	180	1280	.6	2.6	160	1578	.5	2.6	64	778	.2	2.7
4-Book	123	2946	.4	2.4	149	1166	.5	1.9	168	1184	.6	2.4	164	1430	.6	2.6	63	696	.2	2.9
SP '04	134	3401	.5	2.6	191	1304	.7	2.3	173	1586	.6	2.4	133	1603	.5	2.2	66	793	.2	2.8
KSCA-FM																				
SP '05	278	3173	.9	5.4	618	2289	2.1	7.6	390	1784	1.3	5.4	317	1519	1.1	4.9	60	576	.2	2.8
WI '05	237	2836	.8	4.7	600	1845	2.0	7.4	308	1639	1.0	4.3	194	1162	.7	3.1	38	482	.1	1.8
FA '04	243	2544	.8	4.7	574	1794	2.0	7.0	332	1642	1.1	4.5	205	1128	.7	3.1	60	432	.2	2.8
SU '04	199	2227	.7	3.9	462	1484	1.6	5.9	269	1370	.9	3.8	122	955	.4	2.0	52	437	.2	2.2
4-Book	239	2695	.8	4.7	564	1853	1.9	7.0	325	1609	1.1	4.5	210	1191	.7	3.3	53	482	.2	2.4
SP '04	131	1931	.4	2.5	307	1167	1.1	3.6	158	961	.5	2.2	95	690	.3	1.5	30	340	.1	1.3
KSPN-AM																				
SP '05	46	1377	.2	.9	49	419	.2	.6	62	454	.2	.9	71	740	.2	1.1	37	504	.1	1.7
WI '05	53	1244	.2	1.1	84	627	.3	1.0	105	645	.4	1.5	70	778	.2	1.1	14	235	.1	.7
FA '04	50	1572	.2	1.0	51	458	.2	.6	58	470	.2	.8	94	979	.3	1.4	26	535	.1	1.2
SU '04	44	1314	.2	.9	33	451	.1	.4	52	493	.2	.7	67	632	.2	1.1	38	429	.1	1.6
4-Book	48	1377	.2	1.0	54	489	.2	.7	69	516	.3	1.0	76	782	.2	1.2	29	426	.1	1.3
SP '04	40	1292	.1	.8	28	417	.1	.3	64	544	.2	.9	83	721	.3	1.4	10	262	.1	.4
KSSE-FM																				
SP '05	157	2149	.5	3.1	303	1295	1.0	3.7	187	1057	.6	2.6	190	1105	.6	2.9	64	447	.2	3.0
WI '05	107	1689	.4	2.1	225	969	.8	2.8	159	855	.5	2.2	100	666	.3	1.6	22	345	.1	1.1
FA '04	111	1825	.4	2.1	221	990	.8	2.7	154	945	.5	2.1	113	948	.4	1.7	44	473	.1	2.1
SU '04	120	2061	.4	2.4	209	991	.7	2.7	172	991	.6	2.5	134	1021	.5	2.2	47	558	.2	2.0
4-Book	124	1931	.4	2.4	240	1061	.8	3.0	168	962	.6	2.4	134	935	.5	2.1	44	456	.2	2.1
SP '04	116	1849	.4	2.2	269	1002	.9	3.2	115	835	.4	1.6	112	754	.4	1.8	58	448	.2	2.5

** Station(s) not reported this survey.

* Listener estimates adjusted for reported broadcast schedule.

+ Station(s) changed call letters - see Page 13.

4-Book: Avg. of current and previous 3 surveys.
2-Book: Avg. of most recent 2 surveys.

Target Listener Trends

		Men 25-54																			
		Monday-Sunday 6AM-MID				Monday-Friday 6AM-10AM				Monday-Friday 10AM-3PM				Monday-Friday 3PM-7PM				Monday-Friday 7PM-MID			
		AQH (00)	Cume (00)	AQH Rtg	AQH Shr	AQH (00)	Cume (00)	AQH Rtg	AQH Shr	AQH (00)	Cume (00)	AQH Rtg	AQH Shr	AQH (00)	Cume (00)	AQH Rtg	AQH Shr	AQH (00)	Cume (00)	AQH Rtg	AQH Shr
+KTLK-AM																					
SP '05	44	625	.1	.9	70	422	.2	.9	67	438	.2	.9	80	401	.3	1.2	18	126	.1	.8	
WI '05	32	559	.1	.6	26	369	.1	.3	69	357	.2	1.0	61	408	.2	1.0	17	175	.1	.8	
FA '04	38	938	.1	.7	27	276	.1	.3	85	491	.3	1.2	58	477	.2	.9	8	142	.4	.4	
SU '04	33	865	.1	.7	34	382	.1	.4	67	496	.2	1.0	52	450	.2	.8	8	223	.3	.3	
4-Book	37	747	.1	.7	39	362	.1	.5	72	446	.2	1.0	63	434	.2	1.0	13	167	.1	.6	
SP '04	30	768	.1	.6	37	424	.1	.4	79	466	.3	1.1	32	358	.1	.5	13	126	.6	.6	
KTNQ-AM																					
SP '05	52	922	.2	1.0	57	244	.2	.7	82	501	.3	1.1	101	482	.3	1.5	25	170	.1	1.2	
WI '05	48	788	.2	1.0	41	241	.1	.5	73	526	.2	1.0	118	389	.4	1.9	7	124	.3	.3	
FA '04	34	666	.1	.7	26	112	.1	.3	46	290	.2	.6	92	415	.3	1.4	5	111	.2	.2	
SU '04	37	750	.1	.7	43	309	.1	.5	55	337	.2	.8	63	261	.2	1.0	21	164	.1	.9	
4-Book	43	782	.2	.9	42	227	.1	.5	64	414	.2	.9	94	387	.3	1.5	15	142	.1	.7	
SP '04	**	**	**	**	**	**	**	**	**	**	**	**	**	**	**	**	**	**	**	**	**
KTWV-FM																					
SP '05	149	2447	.5	2.9	216	1140	.7	2.7	271	1187	.9	3.7	161	1132	.5	2.5	46	632	.2	2.2	
WI '05	166	2671	.6	3.3	212	1296	.7	2.6	269	1260	.9	3.8	184	1312	.6	2.9	69	805	.2	3.3	
FA '04	127	2222	.4	2.5	142	931	.5	1.7	184	941	.6	2.5	168	1267	.6	2.5	70	745	.2	3.3	
SU '04	112	2208	.4	2.2	127	846	.4	1.6	198	1000	.7	2.8	127	1054	.4	2.0	56	681	.2	2.3	
4-Book	139	2387	.5	2.7	174	1053	.6	2.2	231	1097	.8	3.2	160	1191	.5	2.5	60	716	.2	2.8	
SP '04	164	2578	.6	3.2	218	1117	.7	2.6	288	1334	1.0	3.9	205	1437	.7	3.3	57	697	.2	2.5	
KWIZ-FM																					
SP '05	21	520	.1	.4	16	161	.1	.2	28	281	.1	.4	33	264	.1	.5	15	127	.1	.7	
WI '05	31	797	.1	.6	47	249	.2	.6	41	368	.1	.6	30	298	.1	.5	16	139	.1	.8	
FA '04	37	630	.1	.7	27	255	.1	.3	45	392	.2	.6	56	338	.2	.8	31	196	.1	1.5	
SU '04	45	627	.2	.9	53	235	.2	.7	78	296	.3	1.1	59	380	.2	.9	15	143	.1	.6	
4-Book	34	644	.1	.7	36	225	.2	.5	48	334	.2	.7	45	320	.2	.7	19	151	.1	.9	
SP '04	22	528	.1	.4	18	154	.1	.2	47	252	.2	.6	17	155	.1	.3	13	100	.6	.6	
KWVE-FM																					
SP '05	12	396	.1	.2	10	140	.1	.1	11	125	.1	.2	27	169	.1	.4	8	106	.4	.4	
WI '05	38	557	.1	.8	66	366	.2	.8	67	258	.2	.9	50	278	.2	.8	4	92	.2	.2	
FA '04	37	547	.1	.7	62	313	.2	.8	35	216	.1	.5	48	263	.2	.7	26	146	.1	1.2	
SU '04	21	586	.1	.4	31	274	.1	.4	19	252	.1	.3	23	301	.1	.4	26	200	.1	1.1	
4-Book	27	522	.1	.5	42	273	.1	.5	33	213	.1	.5	37	253	.2	.6	16	136	.1	.7	
SP '04	41	648	.1	.8	75	385	.3	.9	72	309	.2	1.0	49	342	.2	.8	11	135	.5	.5	
KXOL-FM																					
SP '05	86	1602	.3	1.7	86	631	.3	1.1	153	856	.5	2.1	120	747	.4	1.8	30	397	.1	1.4	
WI '05	109	1589	.4	2.2	130	762	.4	1.6	197	920	.7	2.8	104	659	.4	1.7	39	351	.1	1.9	
FA '04	71	1479	.2	1.4	69	558	.2	.8	122	816	.4	1.7	86	729	.3	1.3	16	267	.1	.8	
SU '04	60	1053	.2	1.2	37	423	.1	.5	96	554	.3	1.4	87	538	.3	1.4	41	295	.1	1.7	
4-Book	82	1431	.3	1.6	81	594	.3	1.0	142	787	.5	2.0	99	668	.4	1.6	32	328	.1	1.5	
SP '04	74	1329	.3	1.4	122	569	.4	1.4	93	705	.3	1.3	81	600	.3	1.3	24	365	.1	1.0	
KYSR-FM																					
SP '05	88	2597	.3	1.7	123	1114	.4	1.5	139	1038	.5	1.9	127	1179	.4	1.9	20	424	.1	.9	
WI '05	92	2767	.3	1.8	103	1082	.4	1.3	141	1104	.5	2.0	124	1498	.4	2.0	40	669	.1	1.9	
FA '04	74	2533	.3	1.4	121	1145	.4	1.5	81	901	.3	1.1	116	1262	.4	1.7	27	640	.1	1.3	
SU '04	83	3007	.3	1.6	98	1108	.3	1.2	108	1212	.4	1.5	105	1362	.4	1.7	34	757	.1	1.4	
4-Book	84	2726	.3	1.6	111	1112	.4	1.4	117	1064	.4	1.6	118	1325	.4	1.8	30	623	.1	1.4	
SP '04	84	2574	.3	1.6	172	962	.6	2.0	92	1003	.3	1.3	89	1075	.3	1.4	26	594	.1	1.1	
KZLA-FM																					
SP '05	82	1731	.3	1.6	96	768	.3	1.2	117	832	.4	1.6	109	791	.4	1.7	29	520	.1	1.4	
WI '05	69	1437	.2	1.4	99	733	.3	1.2	110	742	.4	1.5	86	936	.3	1.4	26	389	.1	1.2	
FA '04	75	1337	.3	1.4	135	775	.5	1.7	132	678	.4	1.8	86	705	.3	1.3	19	254	.1	.9	
SU '04	93	1415	.3	1.8	129	682	.4	1.6	140	584	.5	2.0	137	925	.5	2.2	27	409	.1	1.1	
4-Book	80	1480	.3	1.6	115	740	.4	1.4	125	709	.4	1.7	105	839	.4	1.7	25	393	.1	1.2	
SP '04	90	1417	.3	1.7	130	686	.4	1.5	135	714	.5	1.8	89	702	.3	1.4	22	462	.1	.9	

** Station(s) not reported this survey.

* Listener estimates adjusted for reported broadcast schedule.

+ Station(s) changed call letters - see Page 13.

4-Book: Avg. of current and previous 3 surveys.
2-Book: Avg. of most recent 2 surveys.

Target Listener Trends

Men 25-54

	Monday-Sunday 6AM-MID				Monday-Friday 6AM-10AM				Monday-Friday 10AM-3PM				Monday-Friday 3PM-7PM				Monday-Friday 7PM-MID			
	AQH (00)	Cume (00)	AQH Rtg	AQH Shr	AQH (00)	Cume (00)	AQH Rtg	AQH Shr	AQH (00)	Cume (00)	AQH Rtg	AQH Shr	AQH (00)	Cume (00)	AQH Rtg	AQH Shr	AQH (00)	Cume (00)	AQH Rtg	AQH Shr
XTRA-AM																				
SP '05	17	267	.1	.3	21	129	.1	.3	15	70	.1	.2	28	226	.1	.4	17	68	.1	.8
WI '05	13	510	.3	.3	16	247	.1	.2	28	298	.1	.4	23	200	.1	.4		16		
FA '04	36	1026	.1	.7	42	390	.1	.5	78	473	.3	1.1	59	607	.2	.9	4	92		.2
SU '04	37	967	.1	.7	50	450	.2	.6	59	424	.2	.8	65	434	.2	1.0	12	187		.5
4-Book	26	693	.1	.5	32	304	.1	.4	45	316	.2	.6	44	367	.2	.7	8	91		.4
SP '04	32	1055	.1	.6	45	348	.2	.5	68	448	.2	.9	40	533	.1	.7	2	81		.1
KGFI-FM																				
SP '05	19	402	.1	.4	23	157	.1	.3	9	139	.1	.1	18	236	.1	.3	24	165	.1	1.1
WI '05	9	328	.2	.2	11	121	.1	.1	12	102	.2	.2	12	125	.1	.2	5	122		.2
FA '04	5	399	.1	.1	10	175	.1	.1	6	109	.1	.1	6	121	.1	.1	2	31		.1
SU '04	9	407	.2	.2	8	117	.1	.1	13	167	.2	.2	11	155	.2	.2	4	103		.2
4-Book	11	384	.2	.2	13	143	.2	.2	10	129	.2	.2	12	159	.2	.2	9	105		.4
SP '04	9	434	.2	.2	4	80			7	118	.1	.1	16	227	.1	.3	4	75		.2
KOLA-FM																				
SP '05	9	367	.2	.2	11	133	.1	.1	14	150	.2	.2	13	195	.2	.2	2	64		.1
WI '05	**	**	**	**	**	**	**	**	**	**	**	**	**	**	**	**	**	**	**	**
FA '04	**	**	**	**	**	**	**	**	**	**	**	**	**	**	**	**	**	**	**	**
SU '04	**	**	**	**	**	**	**	**	**	**	**	**	**	**	**	**	**	**	**	**
4-Book	**	**	**	**	**	**	**	**	**	**	**	**	**	**	**	**	**	**	**	**
SP '04	**	**	**	**	**	**	**	**	**	**	**	**	**	**	**	**	**	**	**	**
TOTALS																				
SP '05	5111	28109	17.4		8142	24816	27.7		7229	21357	24.6		6534	23858	22.2		2129	14472	7.2	
WI '05	5022	28546	17.1		8133	25149	27.7		7155	21000	24.4		6276	24001	21.4		2095	14515	7.1	
FA '04	5180	28125	17.6		8179	24602	27.8		7338	21609	25.0		6690	23942	22.8		2115	14692	7.2	
SU '04	5056	27871	17.4		7878	24000	27.0		6991	21426	24.0		6230	23828	21.4		2398	15047	8.2	
4-Book	5092	28163	17.4		8083	24642	27.6		7178	21348	24.5		6433	23907	22.0		2184	14682	7.4	
SP '04	5183	28010	17.8		8421	24605	28.9		7346	21423	25.2		6144	23701	21.1		2326	15186	8.0	

Target Listener Trends - Men 25-54

** Station(s) not reported this survey.

* Listener estimates adjusted for reported broadcast schedule.

+ Station(s) changed call letters - see Page 13.

4-Book: Avg. of current and previous 3 surveys.
2-Book: Avg. of most recent 2 surveys.

Target Listener Estimates

Men 25-54																				
Monday-Friday 6AM-7PM				Weekend 6AM-MID				Saturday 6AM-10AM				Saturday 10AM-3PM				Saturday 3PM-7PM				
AQH (00)	Cume (00)	AQH Rtg	AQH Shr	AQH (00)	Cume (00)	AQH Rtg	AQH Shr	AQH (00)	Cume (00)	AQH Rtg	AQH Shr	AQH (00)	Cume (00)	AQH Rtg	AQH Shr	AQH (00)	Cume (00)	AQH Rtg	AQH Shr	
KABC-AM																				
SP '05	82	827	.3	1.1	29	398	.1	.9	24	52	.1	.6	48	126	.2	.9	57	180	.2	1.5
4-Book	138	1262	.5	1.9	30	472	.1	.9	27	90	.1	.6	54	187	.2	1.0	49	181	.2	1.3
KAZN-AM																				
SP '05	34	214	.1	.5	18	148	.1	.6	22	54	.1	.5	28	92	.1	.5	22	22	.1	.6
4-Book	**	**	**	**	**	**	**	**	**	**	**	**	**	**	**	**	**	**	**	**
KBIG-FM																				
SP '05	147	1848	.5	2.0	79	1347	.3	2.4	43	116	.1	1.0	111	446	.4	2.0	98	332	.3	2.6
4-Book	139	1799	.5	1.9	80	1259	.3	2.5	62	189	.2	1.4	125	446	.4	2.3	114	384	.4	3.0
KBUA-FM																				
SP '05	50	414	.2	.7	26	288	.1	.8	60	194	.2	1.4	57	167	.2	1.0	27	89	.1	.7
4-Book	58	390	.2	.8	24	247	.1	.7	53	122	.2	1.2	40	116	.1	.8	20	59	.1	.5
KBUE-FM																				
SP '05	230	1767	.8	3.2	74	1026	.3	2.3	171	416	.6	4.0	174	560	.6	3.1	90	263	.3	2.4
4-Book	224	1847	.8	3.1	109	1153	.4	3.3	168	437	.6	3.9	234	618	.8	4.3	113	298	.4	2.9
KCBS-FM																				
SP '05	372	3863	1.3	5.1	185	2357	.6	5.7	209	603	.7	4.9	429	1279	1.5	7.6	229	682	.8	6.0
4-Book	227	3025	.8	3.1	114	1840	.4	3.5	119	411	.4	2.8	248	904	.9	4.5	142	442	.5	3.7
+KDAY-FM																				
SP '05	55	875	.2	.8	34	524	.1	1.1	33	111	.1	.8	75	189	.3	1.3	42	160	.1	1.1
4-Book	91	1006	.3	1.3	51	619	.2	1.6	57	175	.2	1.3	71	249	.3	1.3	54	182	.2	1.4
KDLD-FM																				
SP '05	74	768	.3	1.0	26	365	.1	.8	20	64	.1	.5	39	134	.1	.7	40	99	.1	1.0
4-Book	49	575	.2	.7	22	363	.1	.7	20	73	.1	.5	31	128	.1	.6	30	82	.1	.8
KDLE-FM																				
SP '05	59	571	.2	.8	14	241	.4	.4	23	67	.1	.5	21	113	.1	.4	8	47	.1	.2
4-Book	37	500	.1	.5	15	242	.5	.5	16	56	.1	.4	33	116	.1	.6	16	68	.1	.4
KEBN-FM																				
SP '05	56	351	.2	.8	15	121	.1	.5	31	70	.1	.7	22	70	.1	.4	15	51	.1	.4
4-Book	**	**	**	**	**	**	**	**	**	**	**	**	**	**	**	**	**	**	**	**
KFI -AM																				
SP '05	255	2203	.9	3.5	61	876	.2	1.9	121	397	.4	2.8	127	312	.4	2.3	40	169	.1	1.0
4-Book	290	2447	1.0	4.0	66	1019	.2	2.1	147	415	.5	3.4	100	327	.3	1.8	38	158	.1	1.0
KFSH-FM																				
SP '05	40	517	.1	.5	27	398	.1	.8	35	116	.1	.8	40	148	.1	.7	57	139	.2	1.5
4-Book	47	536	.2	.6	30	411	.1	.9	34	122	.1	.8	55	188	.2	1.0	42	128	.2	1.1
KFWB-AM																				
SP '05	120	2313	.4	1.6	43	1094	.1	1.3	67	365	.2	1.6	39	238	.1	.7	24	131	.1	.6
4-Book	105	2092	.4	1.4	38	951	.1	1.2	53	260	.2	1.2	55	259	.2	1.0	32	175	.1	.8
KHHT-FM																				
SP '05	158	1805	.5	2.2	114	1176	.4	3.5	128	426	.4	3.0	214	529	.7	3.8	116	323	.4	3.0
4-Book	142	1676	.5	2.0	93	1107	.3	2.9	90	310	.3	2.1	142	424	.5	2.6	95	286	.3	2.5
KHJ -AM																				
SP '05	46	631	.2	.6	18	283	.1	.6	43	60	.1	1.0	28	129	.1	.5	11	30	.1	.3
4-Book	65	664	.2	.9	25	318	.1	.8	51	101	.2	1.2	55	164	.2	1.0	31	80	.1	.8
KIIS-FM																				
SP '05	147	2610	.5	2.0	95	1726	.3	2.9	140	457	.5	3.3	158	678	.5	2.8	56	243	.2	1.5
4-Book	165	2481	.6	2.3	82	1478	.3	2.5	90	314	.3	2.1	146	614	.5	2.7	90	331	.3	2.4
KVVS-FM																				
SP '05	3	86			6	78	.2		9	12	.2		12	12	.2		18	42	.1	.5
4-Book	3	56		.1	4	54	.1		6	21	.2		5	13	.1		9	25		.2

** Station(s) not reported this survey.

* Listener estimates adjusted for reported broadcast schedule.

+ Station(s) changed call letters - see Page 13.

4-Book: Avg. of current and previous 3 surveys.
2-Book: Avg. of most recent 2 surveys.

Target Listener Estimates

Men 25-54																					
Monday-Friday 6AM-7PM				Weekend 6AM-MID				Saturday 6AM-10AM				Saturday 10AM-3PM				Saturday 3PM-7PM					
AQH (00)	Cume (00)	AQH Rtg	AQH Shr	AQH (00)	Cume (00)	AQH Rtg	AQH Shr	AQH (00)	Cume (00)	AQH Rtg	AQH Shr	AQH (00)	Cume (00)	AQH Rtg	AQH Shr	AQH (00)	Cume (00)	AQH Rtg	AQH Shr		
KJLH-FM																					
SP '05	50	665	.2	.7	39	657	.1	1.2	15	47	.1	.3	65	251	.2	1.2	30	122	.1	.8	
4-Book	82	786	.3	1.2	61	674	.2	1.9	46	153	.2	1.1	70	225	.2	1.3	52	150	.2	1.4	
KKBT-FM																					
SP '05	122	1611	.4	1.7	70	749	.2	2.2	74	192	.3	1.7	138	425	.5	2.5	85	278	.3	2.2	
4-Book	133	1818	.4	1.9	64	880	.2	2.0	80	213	.3	1.8	103	386	.4	1.9	73	265	.3	1.9	
KKLA-FM																					
SP '05	19	300	.1	.3	7	132	.2		2	15			16	31	.1	.3	8	30		.2	
4-Book	28	375	.1	.4	7	139	.2		8	40		.2	11	46	.1	.2	5	20		.2	
KLAC-AM																					
SP '05	100	1195	.3	1.4	17	277	.1	.5	19	69	.1	.4	12	101		.2	37	109	.1	1.0	
4-Book	59	764	.2	.9	14	251	.1	.4	14	47	.1	.3	12	65		.2	29	84	.1	.8	
KLAX-FM																					
SP '05	345	2427	1.2	4.7	180	1616	.6	5.6	452	866	1.5	10.5	329	806	1.1	5.9	159	322	.5	4.2	
4-Book	367	2677	1.3	5.1	169	1724	.6	5.2	415	798	1.4	9.6	271	725	.9	5.0	155	404	.5	4.1	
KLOS-FM																					
SP '05	233	3209	.8	3.2	89	1541	.3	2.8	105	409	.4	2.4	149	672	.5	2.7	91	277	.3	2.4	
4-Book	257	3229	.9	3.6	105	1671	.4	3.2	141	467	.5	3.3	187	701	.7	3.4	144	456	.5	3.8	
KLSX-FM																					
SP '05	459	3273	1.6	6.3	26	484	.1	.8	33	61	.1	.8	44	112	.1	.8	26	96	.1	.7	
4-Book	481	3269	1.7	6.7	49	734	.2	1.5	64	172	.2	1.5	63	196	.2	1.2	43	123	.2	1.1	
KLTX-AM																					
SP '05	35	204	.1	.5	13	133		.4	31	61	.1	.7	9	31		.2	18	70	.1	.5	
4-Book	45	249	.2	.6	20	159	.1	.6	33	77	.1	.8	36	85	.1	.7	21	56	.1	.6	
KLVE-FM																					
SP '05	196	2117	.7	2.7	131	1489	.4	4.0	129	341	.4	3.0	218	542	.7	3.9	129	390	.4	3.4	
4-Book	224	2439	.8	3.1	142	1593	.5	4.3	163	449	.6	3.8	234	596	.8	4.3	149	415	.5	3.9	
KLYY-FM																					
SP '05	169	1601	.6	2.3	66	794	.2	2.0	73	170	.2	1.7	98	258	.3	1.7	119	256	.4	3.1	
4-Book	128	1337	.5	1.8	67	741	.2	2.1	75	193	.3	1.8	112	289	.4	2.0	97	215	.3	2.6	
KMXE-AM																					
SP '05	93	492	.3	1.3	13	186		.4	6	16		.1	13	60		.2	12	36		.3	
4-Book	**	**	**	**	**	**	**	**	**	**	**	**	**	**	**	**	**	**	**	**	**
KMZT-FM																					
SP '05	31	801	.1	.4	39	587	.1	1.2	32	103	.1	.7	59	225	.2	1.1	33	124	.1	.9	
4-Book	45	808	.2	.6	33	560	.1	1.0	24	95	.1	.6	53	192	.2	1.0	36	141	.1	.9	
KNX -AM																					
SP '05	107	2224	.4	1.5	41	970	.1	1.3	61	368	.2	1.4	58	317	.2	1.0	53	184	.2	1.4	
4-Book	118	2275	.4	1.7	39	887	.1	1.2	61	308	.2	1.4	65	310	.2	1.2	50	228	.2	1.3	
KOST-FM																					
SP '05	157	2065	.5	2.2	78	1424	.3	2.4	65	249	.2	1.5	144	470	.5	2.6	98	337	.3	2.6	
4-Book	157	1945	.5	2.2	91	1293	.3	2.8	92	284	.3	2.1	156	511	.5	2.9	117	380	.4	3.1	
KPWR-FM																					
SP '05	214	2714	.7	2.9	99	1543	.3	3.1	123	469	.4	2.9	214	711	.7	3.8	161	497	.5	4.2	
4-Book	222	2749	.8	3.1	112	1584	.4	3.5	130	411	.5	3.0	195	673	.7	3.6	162	528	.5	4.3	
KRCD-FM																					
SP '05	108	944	.4	1.5	60	729	.2	1.9	77	171	.3	1.8	103	201	.4	1.8	70	177	.2	1.8	
4-Book	116	1060	.4	1.6	65	704	.2	2.0	89	218	.3	2.1	94	207	.3	1.7	79	199	.3	2.1	
KRCV-FM																					
SP '05	89	875	.3	1.2	33	506	.1	1.0	69	168	.2	1.6	55	162	.2	1.0	32	145	.1	.8	
4-Book	88	801	.3	1.2	50	498	.2	1.5	69	163	.2	1.6	69	206	.2	1.3	46	146	.2	1.2	

** Station(s) not reported this survey.

* Listener estimates adjusted for reported broadcast schedule.

+ Station(s) changed call letters - see Page 13.

4-Book: Avg. of current and previous 3 surveys.
2-Book: Avg. of most recent 2 surveys.

Target Listener Estimates - Men 25-54

Target Listener Estimates

Men 25-54

	Monday-Friday 6AM-7PM				Weekend 6AM-MID				Saturday 6AM-10AM				Saturday 10AM-3PM				Saturday 3PM-7PM			
	AQH (00)	Cume (00)	AQH Rtg	AQH Shr	AQH (00)	Cume (00)	AQH Rtg	AQH Shr	AQH (00)	Cume (00)	AQH Rtg	AQH Shr	AQH (00)	Cume (00)	AQH Rtg	AQH Shr	AQH (00)	Cume (00)	AQH Rtg	AQH Shr
KRLA-AM																				
SP '05	59	504	.2	.8	5	42		.2	5	29		.1	3	14		.1	15	27	.1	.4
4-Book	70	596	.2	1.0	7	119		.2	11	45		.2	17	50	.1	.3	9	35		.2
KROQ-FM																				
SP '05	289	3635	1.0	4.0	151	2317	.5	4.7	124	489	.4	2.9	285	1064	1.0	5.1	184	593	.6	4.8
4-Book	322	3875	1.1	4.5	135	2057	.4	4.2	134	492	.5	3.1	258	949	.9	4.7	158	578	.6	4.2
KRTH-FM																				
SP '05	138	2053	.5	1.9	90	1295	.3	2.8	93	315	.3	2.2	171	547	.6	3.0	114	356	.4	3.0
4-Book	161	2330	.6	2.2	96	1393	.4	2.9	109	327	.4	2.5	180	564	.6	3.3	134	415	.5	3.6
KSCA-FM																				
SP '05	438	2952	1.5	6.0	141	1601	.5	4.4	424	923	1.4	9.9	268	691	.9	4.8	120	384	.4	3.1
4-Book	363	2463	1.3	5.0	146	1445	.5	4.5	434	849	1.5	10.0	249	633	.9	4.5	122	330	.4	3.2
KSPN-AM																				
SP '05	61	1120	.2	.8	28	511	.1	.9	17	78	.1	.4	39	127	.1	.7	37	108	.1	1.0
4-Book	67	1153	.2	.9	30	499	.1	.9	15	83	.1	.4	52	184	.2	1.0	30	113	.1	.8
KSSE-FM																				
SP '05	223	1840	.8	3.1	103	1037	.4	3.2	139	304	.5	3.2	181	507	.6	3.2	151	395	.5	3.9
4-Book	180	1655	.6	2.5	79	944	.3	2.4	118	287	.4	2.7	151	414	.5	2.8	100	286	.3	2.6
+KTLK-AM																				
SP '05	72	589	.2	1.0	13	189		.4					19	68	.1	.3	14	48		.4
4-Book	59	663	.2	.8	14	248	.1	.4	11	40	.1	.3	27	96	.1	.5	27	86	.1	.7
KTNQ-AM																				
SP '05	80	816	.3	1.1	19	304	.1	.6	27	76	.1	.6	31	105	.1	.6	34	60	.1	.9
4-Book	66	678	.3	.9	20	267	.1	.6	26	75	.1	.6	29	78	.1	.6	34	80	.1	.9
KTVV-FM																				
SP '05	221	1928	.8	3.0	92	1262	.3	2.8	187	437	.6	4.4	134	441	.5	2.4	122	375	.4	3.2
4-Book	192	1919	.7	2.6	97	1198	.3	3.0	134	396	.5	3.1	177	478	.6	3.2	108	352	.4	2.9
KWIZ-FM																				
SP '05	26	391	.1	.4	15	290	.1	.5	1	17							31	82	.1	.8
4-Book	43	513	.1	.6	25	352	.1	.8	38	100	.1	.9	30	82	.1	.6	27	78	.1	.7
KWVE-FM																				
SP '05	16	329	.1	.2	9	202		.3	17	27	.1	.4	13	68		.2	10	61		.3
4-Book	37	453	.2	.5	17	250	.1	.5	22	56	.1	.5	31	89	.1	.6	16	45	.1	.4
KXQL-FM																				
SP '05	122	1291	.4	1.7	61	826	.2	1.9	48	185	.2	1.1	83	250	.3	1.5	57	187	.2	1.5
4-Book	110	1177	.4	1.6	65	762	.2	2.0	62	187	.2	1.4	137	313	.5	2.5	77	202	.3	2.0
KYSR-FM																				
SP '05	130	2100	.4	1.8	59	1118	.2	1.8	36	91	.1	.8	73	370	.2	1.3	54	261	.2	1.4
4-Book	116	2174	.4	1.6	65	1278	.2	2.0	43	190	.2	1.0	106	453	.4	1.9	81	330	.3	2.1
KZLA-FM																				
SP '05	108	1443	.4	1.5	71	959	.2	2.2	69	337	.2	1.6	151	443	.5	2.7	119	364	.4	3.1
4-Book	116	1285	.4	1.6	53	778	.2	1.6	56	251	.2	1.3	107	356	.4	2.0	74	247	.3	1.9
XTRA-AM																				
SP '05	21	254	.1	.3	11	128		.3	11	69		.3	18	54	.1	.3	25	47	.1	.7
4-Book	41	604	.2	.6	12	231		.4	18	77	.1	.4	23	100	.1	.4	20	65	.1	.5
KGCI-FM																				
SP '05	16	329	.1	.2	20	221	.1	.6	20	45	.1	.5	11	46		.2	42	99	.1	1.1
4-Book	12	289		.2	10	158		.3	8	24		.2	9	42		.2	16	53		.4
KOLA-FM																				
SP '05	13	267		.2	6	178		.2	3	15		.1	7	61		.1	7	40		.2
4-Book	**	**	**	**	**	**	**	**	**	**	**	**	**	**	**	**	**	**	**	**
TOTALS																				
SP '05	7296	27792	24.8		3235	21930	11.0		4287	10645	14.6		5611	13446	19.1		3825	9775	13.0	
4-Book	7227	27802	24.7		3254	21992	11.1		4321	10725	14.7		5498	13510	18.8		3822	10004	13.0	

** Station(s) not reported this survey.

* Listener estimates adjusted for reported broadcast schedule.

+ Station(s) changed call letters - see Page 13.

4-Book: Avg. of current and previous 3 surveys.
2-Book: Avg. of most recent 2 surveys.

Target Listener Estimates

Target Listener Estimates - Men 25-54

Men 25-54																			
Saturday 7PM-MID				Sunday 6AM-10AM				Sunday 10AM-3PM				Sunday 3PM-7PM				Sunday 7PM-MID			
AQH (00)	Cume (00)	AQH Rtg	AQH Shr	AQH (00)	Cume (00)	AQH Rtg	AQH Shr	AQH (00)	Cume (00)	AQH Rtg	AQH Shr	AQH (00)	Cume (00)	AQH Rtg	AQH Shr	AQH (00)	Cume (00)	AQH Rtg	AQH Shr
KABC-AM																			
SP '05	20	114	.1	1.0	23	68	.1	1.0	30	107	.1	.8	20	53	.1	.7	10	43	.7
4-Book	15	70	.1	.7	20	75	.1	.8	38	154	.1	1.1	27	102	.1	.9	12	48	.1
KAZN-AM																			
SP '05					18	37	.1	.8	26	81	.1	.7	31	59	.1	1.1	3	15	.2
4-Book	**	**	**	**	**	**	**	**	**	**	**	**	**	**	**	**	**	**	**
KBIG-FM																			
SP '05	138	507	.5	7.0	31	125	.1	1.4	105	365	.4	2.9	76	236	.3	2.6	21	147	.1
4-Book	130	395	.4	6.4	34	121	.1	1.5	79	339	.3	2.2	62	198	.2	2.2	28	131	.1
KBUA-FM																			
SP '05	9	30	.5	.5	15	44	.1	.7	18	31	.1	.5	18	29	.1	.6	9	30	.6
4-Book	13	35	.1	.6	18	53	.1	.8	15	49	.1	.4	20	50	.1	.7	13	40	.1
KBUE-FM																			
SP '05	26	174	.1	1.3	50	163	.2	2.3	42	172	.1	1.2	29	106	.1	1.0	15	79	.1
4-Book	40	141	.1	1.9	60	169	.2	2.6	120	332	.4	3.3	99	233	.4	3.4	38	119	.1
KCBS-FM																			
SP '05	106	541	.4	5.4	105	426	.4	4.8	188	786	.6	5.2	145	530	.5	5.0	56	188	.2
4-Book	68	309	.2	3.3	52	247	.2	2.3	122	503	.4	3.4	105	369	.4	3.7	45	178	.2
+KDAY-FM																			
SP '05	24	118	.1	1.2	25	75	.1	1.1	47	132	.2	1.3	19	101	.1	.7	1	14	.1
4-Book	43	143	.2	2.1	38	106	.2	1.6	64	208	.2	1.8	53	161	.2	1.8	25	92	.1
KOLD-FM																			
SP '05	8	51	.4	.4					38	114	.1	1.0	56	143	.2	1.9	7	70	.5
4-Book	15	62	.1	.8	4	27		.2	28	113	.1	.8	31	107	.1	1.1	14	69	.1
KDLE-FM																			
SP '05	10	54	.5	.5	1	20			18	99	.1	.5	19	76	.1	.7	10	56	.7
4-Book	5	33		.3	4	28		.1	25	79	.1	.7	14	53	.1	.5	6	25	.4
KEBN-FM																			
SP '05	5	33	.3	.3	6	16	.3	.3	21	52	.1	.6	13	36	.4	.4	5	16	.3
4-Book	**	**	**	**	**	**	**	**	**	**	**	**	**	**	**	**	**	**	**
KFI -AM																			
SP '05	29	167	.1	1.5	29	113	.1	1.3	41	142	.1	1.1	23	97	.1	.8	70	215	.2
4-Book	41	198	.2	2.0	50	187	.2	2.2	50	187	.2	1.4	36	129	.1	1.3	71	240	.2
KFSH-FM																			
SP '05	8	107	.4	.4	28	162	.1	1.3	32	203	.1	.9	20	123	.1	.7	3	30	.2
4-Book	11	82	.5	.5	32	174	.1	1.4	35	215	.1	1.0	31	121	.1	1.1	5	27	.3
KFVB-AM																			
SP '05	30	102	.1	1.5	41	189	.1	1.9	79	344	.3	2.2	57	300	.2	2.0	10	98	.7
4-Book	31	126	.1	1.5	35	164	.1	1.6	56	291	.2	1.6	32	173	.1	1.1	13	98	.8
KHHT-FM																			
SP '05	55	205	.2	2.8	84	195	.3	3.8	81	327	.3	2.2	99	301	.3	3.4	131	301	.4
4-Book	71	223	.3	3.5	56	170	.2	2.5	82	270	.3	2.3	91	277	.3	3.2	108	225	.4
KHJ -AM																			
SP '05	2	16	.1	.1	24	46	.1	1.1	17	45	.1	.5	15	29	.1	.5	11	18	.7
4-Book	11	43	.6	.6	18	46	.1	.8	15	54	.1	.4	11	31	.1	.4	13	40	.1
KIIS-FM																			
SP '05	39	167	.1	2.0	92	319	.3	4.2	129	573	.4	3.6	120	370	.4	4.1	34	148	.1
4-Book	44	210	.1	2.2	63	234	.2	2.8	116	496	.4	3.2	78	294	.3	2.7	26	127	.1
KVVS-FM																			
SP '05	8	12	.4	.4					5	52	.1	.1							
4-Book	7	12	.4	.4					3	23	.1	.1	3	12	.1	.1	1	6	.1

** Station(s) not reported this survey.

* Listener estimates adjusted for reported broadcast schedule.

+ Station(s) changed call letters - see Page 13.

4-Book: Avg. of current and previous 3 surveys.
2-Book: Avg. of most recent 2 surveys.

Target Listener Estimates

Men 25-54																				
Saturday 7PM-MID				Sunday 6AM-10AM				Sunday 10AM-3PM				Sunday 3PM-7PM				Sunday 7PM-MID				
AQH (00)	Cume (00)	AQH Rtg	AQH Shr	AQH (00)	Cume (00)	AQH Rtg	AQH Shr	AQH (00)	Cume (00)	AQH Rtg	AQH Shr	AQH (00)	Cume (00)	AQH Rtg	AQH Shr	AQH (00)	Cume (00)	AQH Rtg	AQH Shr	
KJLH-FM																				
SP '05	25	107	.1	1.3	57	182	.2	2.6	57	309	.2	1.6	27	83	.1	.9	33	100	.1	2.2
4-Book	40	139	.2	1.9	78	192	.3	3.4	93	319	.4	2.6	69	164	.2	2.4	35	105	.1	2.2
KKBT-FM																				
SP '05	68	258	.2	3.5	53	125	.2	2.4	35	141	.1	1.0	62	231	.2	2.1	42	125	.1	2.8
4-Book	45	198	.1	2.3	44	123	.2	1.9	52	212	.2	1.4	65	212	.2	2.2	51	181	.2	3.1
KKLA-FM																				
SP '05	1	15	.1		8	41	.4		8	42	.2		2	14	.1		11	49	.7	
4-Book	2	19	.1		8	42	.4		11	42	.3		5	15	.2		6	25	.4	
KLAC-AM																				
SP '05	8	58	.4		9	60	.4		17	99	.1	.5	31	136	.1	1.1	8	43	.5	
4-Book	9	55	.5		7	32	.3		18	74	.1	.5	13	63	.4		8	32	.5	
KLAX-FM																				
SP '05	80	227	.3	4.1	99	265	.3	4.5	183	428	.6	5.0	107	216	.4	3.7	47	208	.2	3.1
4-Book	70	214	.2	3.4	157	356	.5	6.8	149	435	.5	4.1	108	257	.4	3.7	57	183	.2	3.6
KLOS-FM																				
SP '05	24	80	.1	1.2	52	238	.2	2.4	130	469	.4	3.6	113	388	.4	3.9	49	175	.2	3.2
4-Book	40	191	.1	1.9	60	225	.2	2.6	123	483	.4	3.4	109	383	.4	3.8	41	171	.2	2.6
KLSX-FM																				
SP '05	6	37	.3		47	200	.2	2.1	32	160	.1	.9	21	98	.1	.7	7	49	.5	
4-Book	29	94	.1	1.5	69	208	.3	3.0	55	204	.2	1.5	51	159	.2	1.8	26	89	.1	1.6
KLTX-AM																				
SP '05	3	15	.2		27	64	.1	1.2	10	46	.3		8	30	.3		4	16	.3	
4-Book	7	26	.4		27	63	.1	1.2	17	54	.5		14	27	.1	.5	6	24	.4	
KLVE-FM																				
SP '05	96	300	.3	4.9	63	222	.2	2.9	214	564	.7	5.9	82	236	.3	2.8	94	281	.3	6.2
4-Book	113	355	.4	5.5	102	292	.4	4.4	166	472	.6	4.5	106	275	.4	3.7	92	276	.3	5.8
KLYY-FM																				
SP '05	30	111	.1	1.5	65	161	.2	3.0	87	223	.3	2.4	55	140	.2	1.9	10	69	.7	
4-Book	45	129	.2	2.3	46	140	.2	2.0	81	210	.3	2.2	61	158	.2	2.2	20	74	.1	1.2
KMXE-AM																				
SP '05	18	46	.1	.9	10	28	.5		11	53	.3		18	35	.1	.6	13	32	.9	
4-Book	**	**	**	**	**	**	**	**	**	**	**	**	**	**	**	**	**	**	**	**
KMZT-FM																				
SP '05	24	112	.1	1.2	19	92	.1	.9	69	222	.2	1.9	39	96	.1	1.3	29	129	.1	1.9
4-Book	22	83	.1	1.1	28	118	.1	1.2	48	199	.2	1.3	33	113	.1	1.1	18	84	.1	1.1
KNX -AM																				
SP '05	19	67	.1	1.0	60	218	.2	2.7	43	204	.1	1.2	21	162	.1	.7	17	103	.1	1.1
4-Book	15	66	.1	.7	38	176	.1	1.7	47	222	.2	1.3	26	136	.1	.9	17	99	.1	1.0
KOST-FM																				
SP '05	48	282	.2	2.4	41	187	.1	1.9	81	301	.3	2.2	68	232	.2	2.3	70	256	.2	4.6
4-Book	72	305	.3	3.6	44	192	.1	2.0	108	367	.4	3.0	75	246	.3	2.6	56	241	.2	3.6
KPWR-FM																				
SP '05	76	360	.3	3.9	46	189	.2	2.1	75	358	.3	2.1	68	222	.2	2.3	30	144	.1	2.0
4-Book	82	349	.3	4.0	55	214	.2	2.4	106	403	.4	2.9	94	311	.3	3.2	68	223	.2	4.2
KRCD-FM																				
SP '05	44	140	.1	2.2	27	93	.1	1.2	41	103	.1	1.1	77	253	.3	2.7	42	151	.1	2.8
4-Book	54	173	.2	2.7	38	107	.2	1.6	61	172	.2	1.7	61	174	.2	2.1	45	137	.2	2.8
KRCV-FM																				
SP '05	23	90	.1	1.2	20	88	.1	.9	41	135	.1	1.1	12	95	.4		12	62	.8	
4-Book	36	111	.1	1.7	34	91	.2	1.5	53	144	.2	1.5	52	134	.2	1.8	39	105	.1	2.4

** Station(s) not reported this survey.

* Listener estimates adjusted for reported broadcast schedule.

+ Station(s) changed call letters - see Page 13.

4-Book: Avg. of current and previous 3 surveys.
2-Book: Avg. of most recent 2 surveys.

Target Listener Estimates

Target Listener Estimates - Men 25-54

		Men 25-54																				
		Saturday 7PM-MID				Sunday 6AM-10AM				Sunday 10AM-3PM				Sunday 3PM-7PM				Sunday 7PM-MID				
		AQH (00)	Cume (00)	AQH Rtg	AQH Shr	AQH (00)	Cume (00)	AQH Rtg	AQH Shr	AQH (00)	Cume (00)	AQH Rtg	AQH Shr	AQH (00)	Cume (00)	AQH Rtg	AQH Shr	AQH (00)	Cume (00)	AQH Rtg	AQH Shr	
KRLA-AM	SP '05	5	13		.3					8	13		.2					7	27		.5	
	4-Book	6	24		.3	3	8		.1	4	19		.1					5	24		.3	
KROQ-FM	SP '05	89	415	.3	4.5	64	298	.2	2.9	208	796	.7	5.7	125	523	.4	4.3	103	367	.4	6.8	
	4-Book	90	391	.3	4.4	71	267	.2	3.1	152	613	.5	4.2	124	450	.4	4.3	80	311	.3	5.0	
KRTH-FM	SP '05	62	220	.2	3.2	65	214	.2	3.0	92	329	.3	2.5	103	220	.4	3.6	20	66	.1	1.3	
	4-Book	53	205	.2	2.6	61	206	.2	2.7	119	411	.4	3.3	84	278	.3	2.9	24	117	.1	1.5	
KSCA-FM	SP '05	49	168	.2	2.5	93	264	.3	4.2	118	290	.4	3.3	76	182	.3	2.6	8	47		.5	
	4-Book	39	130	.2	1.9	130	320	.5	5.7	127	336	.4	3.5	75	166	.3	2.6	26	98	.1	1.6	
KSPN-AM	SP '05	19	71	.1	1.0	8	51		.4	29	208	.1	.8	44	94	.1	1.5	27	78	.1	1.8	
	4-Book	20	78	.1	.9	16	74		.7	40	158	.2	1.1	39	129	.1	1.3	18	83	.1	1.2	
KSSE-FM	SP '05	25	87	.1	1.3	81	192	.3	3.7	102	291	.3	2.8	109	260	.4	3.8	49	150	.2	3.2	
	4-Book	38	131	.2	1.9	47	149	.2	2.1	82	254	.3	2.3	69	173	.3	2.4	28	101	.1	1.8	
+KTLK-AM	SP '05	12	77		.6	4	18		.2					15	87	.1	.5	34	96	.1	2.2	
	4-Book	4	27		.2	5	37		.2	10	32		.3	13	57	.1	.4	11	33		.7	
KTNQ-AM	SP '05	21	61	.1	1.1	4	14		.2	13	31		.4	21	60	.1	.7	5	31		.3	
	4-Book	13	45	.1	.7	7	24		.3	18	48	.1	.5	26	62	.1	.9	7	30		.4	
KTWV-FM	SP '05	59	226	.2	3.0	75	202	.3	3.4	80	365	.3	2.2	76	277	.3	2.6	25	115	.1	1.6	
	4-Book	65	236	.2	3.1	68	215	.3	3.0	110	361	.4	3.0	74	246	.3	2.6	39	161	.1	2.4	
KWIZ-FM	SP '05	12	33		.6	22	61	.1	1.0	12	62		.3	27	113	.1	.9	20	64	.1	1.3	
	4-Book	18	69	.1	.9	29	90	.1	1.3	22	90	.1	.6	26	101	.1	.9	16	49	.1	1.0	
KWVE-FM	SP '05	4	28		.2	19	71	.1	.9	9	51		.2	1	22			2	20		.1	
	4-Book	12	44	.1	.6	16	55	.1	.7	20	93	.1	.6	5	28		.2	9	34		.6	
KXOL-FM	SP '05	91	262	.3	4.6	40	149	.1	1.8	52	190	.2	1.4	76	218	.3	2.6	37	148	.1	2.4	
	4-Book	47	154	.2	2.3	36	120	.1	1.7	75	194	.3	2.1	52	142	.2	1.8	29	110	.1	1.8	
KYSR-FM	SP '05	86	231	.3	4.4	41	133	.1	1.9	96	493	.3	2.6	63	203	.2	2.2	13	95		.9	
	4-Book	80	235	.2	2.9	36	159	.1	1.6	96	447	.3	2.6	70	261	.2	2.5	22	126	.1	1.3	
KZLA-FM	SP '05	26	77	.1	1.3	16	131	.1	.7	93	326	.3	2.6	77	267	.3	2.7	16	136	.1	1.0	
	4-Book	25	79	.1	1.2	30	150	.1	1.3	77	273	.3	2.1	45	173	.2	1.6	12	98	.1	.7	
XTRA-AM	SP '05	18	41	.1	.9	6	54		.3	5	46		.1	3	14		.1					
	4-Book	10	39		.5	7	41		.3	10	53		.3	4	26		.2	1	6		.1	
KGCI-FM	SP '05	29	147	.1	1.5	9	12		.4	16	42	.1	.4	12	58		.4	23	27	.1	1.5	
	4-Book	11	53		.6	4	7		.2	8	32	.1	.2	7	30		.2	13	22		.8	
KOLA-FM	SP '05	7	48		.4	8	34		.4	11	75		.3	3	27		.1	1	12		.1	
	4-Book	**	**	**	**	**	**	**	**	**	**	**	**	**	**	**	**	**	**	**	**	**
TOTALS	SP '05	1964	6637	6.7		2203	6775	7.5		3625	9887	12.3		2894	7685	9.9		1524	4976	5.2		
	4-Book	2051	6557	7.0		2294	6828	7.8		3637	10147	12.4		2885	7682	9.9		1588	5032	5.4		

** Station(s) not reported this survey.

* Listener estimates adjusted for reported broadcast schedule.

+ Station(s) changed call letters - see Page 13.

4-Book: Avg. of current and previous 3 surveys.
2-Book: Avg. of most recent 2 surveys.

Target Listener Trends

Men 35-64																				
Monday-Sunday 6AM-MID				Monday-Friday 6AM-10AM				Monday-Friday 10AM-3PM				Monday-Friday 3PM-7PM				Monday-Friday 7PM-MID				
AQH (00)	Cume (00)	AQH Rtg	AQH Shr	AQH (00)	Cume (00)	AQH Rtg	AQH Shr	AQH (00)	Cume (00)	AQH Rtg	AQH Shr	AQH (00)	Cume (00)	AQH Rtg	AQH Shr	AQH (00)	Cume (00)	AQH Rtg	AQH Shr	
KABC-AM																				
SP '05	99	1456	.4	2.4	140	711	.6	2.1	157	855	.6	2.7	151	831	.6	2.9	41	427	.2	2.4
WI '05	121	1770	.5	2.9	147	789	.6	2.2	216	923	.9	3.6	229	1164	.9	4.4	48	618	.2	2.9
FA '04	181	2367	.7	4.3	185	1095	.8	2.7	358	1405	1.5	6.0	292	1578	1.2	5.4	79	640	.3	4.8
SU '04	115	1874	.5	2.8	117	810	.5	1.9	226	965	.9	4.0	174	892	.7	3.4	40	373	.2	2.2
4-Book	129	1867	.5	3.1	147	851	.6	2.2	239	1037	1.0	4.1	212	1116	.9	4.0	52	515	.2	3.1
SP '04	178	2382	.7	4.2	160	1060	.7	2.3	317	1367	1.3	5.3	321	1505	1.3	6.3	84	624	.3	4.9
KAZN-AM																				
SP '05	25	227	.1	.6	40	144	.2	.6	34	163	.1	.6	34	113	.1	.6	9	76		.5
WI '05	**	**	**	**	**	**	**	**	**	**	**	**	**	**	**	**	**	**	**	**
FA '04	**	**	**	**	**	**	**	**	**	**	**	**	**	**	**	**	**	**	**	**
SU '04	**	**	**	**	**	**	**	**	**	**	**	**	**	**	**	**	**	**	**	**
4-Book	**	**	**	**	**	**	**	**	**	**	**	**	**	**	**	**	**	**	**	**
SP '04	**	**	**	**	**	**	**	**	**	**	**	**	**	**	**	**	**	**	**	**
KBIG-FM																				
SP '05	77	1981	.3	1.8	85	590	.3	1.3	108	678	.4	1.9	87	879	.4	1.6	43	480	.2	2.5
WI '05	73	1610	.3	1.7	81	489	.3	1.2	106	676	.4	1.8	101	842	.4	2.0	35	403	.1	2.1
FA '04	78	1818	.3	1.8	96	731	.4	1.4	136	790	.6	2.3	93	819	.4	1.7	30	369	.1	1.8
SU '04	66	1714	.3	1.6	83	597	.3	1.3	88	702	.4	1.5	87	875	.4	1.7	29	429	.1	1.6
4-Book	74	1781	.3	1.7	86	602	.3	1.3	110	712	.5	1.9	92	854	.4	1.8	34	420	.1	2.0
SP '04	82	1796	.3	1.9	110	696	.5	1.6	130	947	.5	2.2	100	714	.4	2.0	37	514	.2	2.2
KBUA-FM																				
SP '05	14	306	.1	.3	33	207	.1	.5	17	126	.1	.3	12	132		.2	6	80		.3
WI '05	27	248	.1	.6	69	181	.3	1.0	41	144	.2	.7	16	124	.1	.3	2	30		.1
FA '04	41	282	.2	1.0	65	180	.3	1.0	57	174	.2	1.0	67	204	.3	1.2	15	92	.1	.9
SU '04	17	151	.1	.4	30	83	.1	.5	41	95	.2	.7	13	86	.1	.3	4	26		.2
4-Book	25	247	.1	.6	49	163	.2	.8	39	135	.2	.7	27	137	.1	.5	7	57		.4
SP '04	16	223	.1	.4	17	116	.1	.2	21	103	.1	.3	20	152	.1	.4	2	53		.1
KBUE-FM																				
SP '05	55	876	.2	1.3	94	399	.4	1.4	87	436	.4	1.5	41	383	.2	.8	31	236	.1	1.8
WI '05	75	1158	.3	1.8	98	628	.4	1.4	170	694	.7	2.9	51	436	.2	1.0	15	194	.1	.9
FA '04	72	1106	.3	1.7	101	579	.4	1.5	80	540	.3	1.3	94	566	.4	1.7	30	313	.1	1.8
SU '04	77	1143	.3	1.9	114	552	.5	1.8	98	637	.4	1.7	99	647	.4	1.9	15	254	.1	.8
4-Book	70	1071	.3	1.7	102	540	.4	1.5	109	577	.5	1.9	71	508	.3	1.4	23	249	.1	1.3
SP '04	92	1391	.4	2.2	126	831	.5	1.8	133	809	.6	2.2	111	744	.5	2.2	42	309	.2	2.5
KCBS-FM																				
SP '05	214	3521	.9	5.1	276	1785	1.1	4.2	358	1871	1.5	6.3	302	2199	1.2	5.7	64	930	.3	3.7
WI '05	132	3272	.5	3.2	177	1397	.7	2.6	197	1548	.8	3.3	188	1931	.8	3.6	50	836	.2	3.0
FA '04	115	2736	.5	2.7	140	1133	.6	2.1	200	1412	.8	3.4	178	1726	.7	3.3	22	590	.1	1.3
SU '04	108	2932	.4	2.6	112	1020	.5	1.8	151	1176	.6	2.6	150	1722	.6	2.9	46	735	.2	2.5
4-Book	142	3115	.6	3.4	176	1334	.7	2.7	227	1502	.9	3.9	205	1895	.8	3.9	46	773	.2	2.6
SP '04	124	3071	.5	2.9	138	1133	.6	2.0	190	1511	.8	3.2	193	1695	.8	3.8	31	653	.1	1.8
+KDAY-FM																				
SP '05	20	468	.1	.5	11	189		.2	43	260	.2	.8	27	247	.1	.5	5	79		.3
WI '05	36	608	.1	.9	38	261	.2	.6	73	362	.3	1.2	56	386	.2	1.1	8	148		.5
FA '04	34	470	.1	.8	45	240	.2	.7	44	270	.2	.7	44	260	.2	.8	23	109	.1	1.4
SU '04	53	784	.2	1.3	63	366	.3	1.0	52	371	.2	.9	80	384	.3	1.6	34	299	.1	1.9
4-Book	36	583	.1	.9	39	264	.2	.6	53	316	.2	.9	52	319	.2	1.0	18	159	.1	1.0
SP '04	45	733	.2	1.1	29	245	.1	.4	77	436	.3	1.3	72	402	.3	1.4	24	198	.1	1.4
KDLD-FM																				
SP '05	36	601	.1	.9	29	244	.1	.4	75	396	.3	1.3	41	280	.2	.8	19	191	.1	1.1
WI '05	19	449	.1	.5	20	245	.1	.3	36	229	.1	.6	19	195	.1	.4	8	164		.5
FA '04	17	307	.1	.4	9	111		.1	31	211	.1	.5	26	235	.1	.5	8	130		.5
SU '04	7	274		.2	9	111		.1	16	90	.1	.3	3	86		.1	1	44		.1
4-Book	20	408	.1	.5	17	178	.1	.2	40	232	.2	.7	22	199	.1	.5	9	132	.1	.6
SP '04	11	245		.3	3	60			23	208	.1	.4	21	159	.1	.4	5	51		.3

** Station(s) not reported this survey.

* Listener estimates adjusted for reported broadcast schedule.

+ Station(s) changed call letters - see Page 13.

4-Book: Avg. of current and previous 3 surveys.
2-Book: Avg. of most recent 2 surveys.

Target Listener Trends

Men 35-64

Target Listener Trends - Men 35-64

	Monday-Sunday 6AM-MID				Monday-Friday 6AM-10AM				Monday-Friday 10AM-3PM				Monday-Friday 3PM-7PM				Monday-Friday 7PM-MID			
	AQH (00)	Cume (00)	AQH Rtg	AQH Shr	AQH (00)	Cume (00)	AQH Rtg	AQH Shr	AQH (00)	Cume (00)	AQH Rtg	AQH Shr	AQH (00)	Cume (00)	AQH Rtg	AQH Shr	AQH (00)	Cume (00)	AQH Rtg	AQH Shr
KDLE-FM																				
SP '05	27	520	.1	.6	33	259	.1	.5	63	329	.3	1.1	28	274	.1	.5	7	133		.4
WI '05	7	240		.2	6	78		.1	17	129	.1	.3	9	159	.2	.2	3	45		.2
FA '04	15	343	.1	.4	21	145	.1	.3	25	180	.1	.4	19	181	.1	.3		12		
SU '04	6	175		.1	2	27			11	89		.2	5	91		.1	6	76		.3
4-Book	14	320	.1	.3	16	127	.1	.2	29	182	.1	.5	15	176	.1	.3	4	67		.2
SP '04	13	245	.1	.3	5	86		.1	21	152	.1	.3	27	139	.1	.5	5	73		.3
KEBN-FM																				
SP '05	15	199	.1	.4	35	113	.1	.5	25	103	.1	.4	9	54		.2	1	16		.1
WI '05	**	**	**	**	**	**	**	**	**	**	**	**	**	**	**	**	**	**	**	**
FA '04	**	**	**	**	**	**	**	**	**	**	**	**	**	**	**	**	**	**	**	**
SU '04	**	**	**	**	**	**	**	**	**	**	**	**	**	**	**	**	**	**	**	**
4-Book	**	**	**	**	**	**	**	**	**	**	**	**	**	**	**	**	**	**	**	**
SP '04	**	**	**	**	**	**	**	**	**	**	**	**	**	**	**	**	**	**	**	**
KFI -AM																				
SP '05	198	2945	.8	4.8	380	1987	1.5	5.7	277	1610	1.1	4.8	271	1590	1.1	5.1	88	763	.4	5.1
WI '05	256	3575	1.0	6.1	463	2188	1.9	6.8	350	1795	1.4	5.9	367	1714	1.5	7.1	115	810	.5	7.0
FA '04	218	3179	.9	5.2	418	1938	1.7	6.2	288	1682	1.2	4.8	328	1568	1.3	6.0	87	869	.4	5.3
SU '04	215	2873	.9	5.2	452	1871	1.9	7.2	269	1408	1.1	4.7	359	1695	1.5	7.0	60	640	.2	3.3
4-Book	222	3143	.9	5.3	428	1996	1.8	6.5	296	1624	1.2	5.1	331	1642	1.4	6.3	88	771	.4	5.2
SP '04	281	3726	1.2	6.7	589	2515	2.4	8.6	402	1958	1.7	6.7	318	1998	1.3	6.3	108	943	.4	6.3
KFSH-FM																				
SP '05	30	430	.1	.7	42	232	.2	.6	32	230	.1	.6	42	353	.2	.8	12	183		.7
WI '05	11	393		.3	16	183	.1	.2	9	186		.2	17	208	.1	.3	4	103		.2
FA '04	40	572	.2	.9	70	282	.3	1.0	60	281	.2	1.0	49	318	.2	.9	11	123		.7
SU '04	22	469	.1	.5	20	155	.1	.3	31	195	.1	.5	23	208	.1	.4	9	109		.5
4-Book	26	466	.1	.6	37	213	.2	.5	33	223	.1	.6	33	272	.2	.6	9	130		.5
SP '04	41	528	.2	1.0	75	299	.3	1.1	55	348	.2	.9	38	302	.2	.8	14	207	.1	.8
KFWB-AM																				
SP '05	92	3135	.4	2.2	173	1787	.7	2.6	87	1248	.4	1.5	142	1799	.6	2.7	42	679	.2	2.4
WI '05	90	2587	.4	2.2	227	1741	.9	3.4	100	904	.4	1.7	94	1221	.4	1.8	19	496	.1	1.2
FA '04	90	2740	.4	2.1	178	1588	.7	2.6	104	1012	.4	1.7	124	1399	.5	2.3	38	646	.2	2.3
SU '04	85	2653	.4	2.1	144	1345	.6	2.3	81	1052	.3	1.4	87	1074	.4	1.7	82	639	.3	4.5
4-Book	89	2779	.4	2.2	181	1615	.7	2.7	93	1054	.4	1.6	112	1373	.5	2.1	45	615	.2	2.6
SP '04	79	2600	.3	1.9	151	1253	.6	2.2	75	854	.3	1.2	102	1194	.4	2.0	44	588	.2	2.6
KHHT-FM																				
SP '05	104	1511	.4	2.5	126	717	.5	1.9	147	801	.6	2.6	123	845	.5	2.3	49	385	.2	2.8
WI '05	79	1426	.3	1.9	96	686	.4	1.4	108	762	.4	1.8	123	669	.5	2.4	32	405	.1	1.9
FA '04	83	1473	.3	2.0	119	584	.5	1.8	129	592	.5	2.2	80	635	.3	1.5	42	359	.2	2.6
SU '04	113	1568	.5	2.8	117	691	.5	1.9	182	834	.8	3.2	127	949	.5	2.5	74	532	.3	4.1
4-Book	95	1495	.4	2.3	115	670	.5	1.8	142	747	.6	2.5	113	775	.5	2.2	49	420	.2	2.9
SP '04	59	902	.2	1.4	55	350	.2	.8	85	509	.4	1.4	90	533	.4	1.8	27	408	.1	1.6
KHJ -AM																				
SP '05	35	589	.1	.8	65	250	.3	1.0	26	221	.1	.5	51	203	.2	1.0	22	125	.1	1.3
WI '05	57	623	.2	1.4	77	301	.3	1.1	82	372	.3	1.4	86	375	.3	1.7	14	148	.1	.9
FA '04	47	695	.2	1.1	127	402	.5	1.9	72	397	.3	1.2	23	238	.1	.4	10	135		.6
SU '04	41	753	.2	1.0	58	306	.2	.9	75	486	.3	1.3	38	279	.2	.7	19	128	.1	1.0
4-Book	45	665	.2	1.1	82	315	.3	1.2	64	369	.3	1.3	50	274	.2	1.0	16	134		1.0
SP '04	59	921	.2	1.4	137	516	.6	2.0	64	424	.3	1.1	65	415	.3	1.3	12	167		.7
KIIS-FM																				
SP '05	79	2137	.3	1.9	121	1036	.5	1.8	81	764	.3	1.4	85	929	.3	1.6	43	491	.2	2.5
WI '05	64	1697	.3	1.5	98	648	.4	1.4	86	609	.3	1.4	87	671	.4	1.7	28	329	.1	1.7
FA '04	62	2001	.3	1.5	105	981	.4	1.5	77	719	.3	1.3	73	794	.3	1.3	23	449	.1	1.4
SU '04	70	1639	.3	1.7	109	701	.5	1.7	101	717	.4	1.8	103	814	.4	2.0	24	388	.1	1.3
4-Book	69	1869	.3	1.7	108	842	.5	1.6	86	702	.3	1.5	87	802	.4	1.7	30	414		1.7
SP '04	33	1376	.1	.8	46	550	.2	.7	36	508	.1	.6	39	614	.2	.8	21	397	.1	1.2

** Station(s) not reported this survey.

* Listener estimates adjusted for reported broadcast schedule.

+ Station(s) changed call letters - see Page 13.

4-Book: Avg. of current and previous 3 surveys.
2-Book: Avg. of most recent 2 surveys.

Target Listener Trends

Men 35-64

	Monday-Sunday 6AM-MID				Monday-Friday 6AM-10AM				Monday-Friday 10AM-3PM				Monday-Friday 3PM-7PM				Monday-Friday 7PM-MID			
	AQH (00)	Cume (00)	AQH Rtg	AQH Shr	AQH (00)	Cume (00)	AQH Rtg	AQH Shr	AQH (00)	Cume (00)	AQH Rtg	AQH Shr	AQH (00)	Cume (00)	AQH Rtg	AQH Shr	AQH (00)	Cume (00)	AQH Rtg	AQH Shr
KVVS-FM																				
SP '05	1	36				19			2	36										
WI '05	7	39	.2		2	22				9			10	39	.2		21	30	.1	1.3
FA '04	4	39	.1		3	6			7	15	.1		4	39	.1		2	9		.1
SU '04		30								14										
4-Book	3	36	.1		1	12			2	19			4	20	.1		6	10		.4
SP '04		44								9				9						
KJLH-FM																				
SP '05	42	807	.2	1.0	70	342	.3	1.1	44	288	.2	.8	39	295	.2	.7	31	241	.1	1.8
WI '05	67	1072	.3	1.6	119	522	.5	1.8	95	412	.4	1.6	59	491	.2	1.1	22	251	.1	1.3
FA '04	57	900	.2	1.3	107	419	.4	1.6	58	295	.2	1.0	55	411	.2	1.0	14	238	.1	.9
SU '04	88	1004	.4	2.1	85	497	.4	1.3	98	537	.4	1.7	130	610	.5	2.5	74	402	.3	4.1
4-Book	64	946	.3	1.5	95	445	.4	1.5	74	383	.3	1.3	71	452	.3	1.3	35	283	.2	2.0
SP '04	76	881	.3	1.8	112	492	.5	1.6	106	400	.4	1.8	85	540	.4	1.7	24	330	.1	1.4
KKBT-FM																				
SP '05	64	1165	.3	1.5	157	730	.6	2.4	47	486	.2	.8	71	538	.3	1.3	28	211	.1	1.6
WI '05	43	1093	.2	1.0	99	645	.4	1.5	54	499	.2	.9	52	434	.2	1.0	13	202	.1	.8
FA '04	56	1173	.2	1.3	120	554	.5	1.8	55	437	.2	.9	68	577	.3	1.2	21	236	.1	1.3
SU '04	67	1281	.3	1.6	169	737	.7	2.7	71	605	.3	1.2	72	703	.3	1.4	25	308	.1	1.4
4-Book	58	1178	.3	1.4	136	667	.6	2.1	57	507	.2	1.0	66	563	.3	1.2	22	239	.1	1.3
SP '04	51	1093	.2	1.2	150	607	.6	2.2	49	567	.2	.8	41	465	.2	.8	17	256	.1	1.0
KKLA-FM																				
SP '05	14	470	.1	.3	22	285	.1	.3	15	185	.1	.3	29	198	.1	.5	3	84		.2
WI '05	27	714	.1	.6	35	393	.1	.5	37	374	.2	.6	49	399	.2	1.0	8	136		.5
FA '04	26	498	.1	.6	54	317	.2	.8	22	179	.1	.4	52	285	.2	1.0	11	148		.7
SU '04	11	334		.3	15	162	.1	.2	17	152	.1	.3	22	198	.1	.4	2	49		.1
4-Book	20	504	.1	.5	32	289	.1	.5	23	223	.1	.4	38	270	.2	.7	6	104		.4
SP '04	20	500	.1	.5	35	211	.1	.5	28	244	.1	.5	36	320	.1	.7	6	63		.4
KLAC-AM																				
SP '05	65	1344	.3	1.6	60	561	.2	.9	151	703	.6	2.6	80	629	.3	1.5	46	282	.2	2.6
WI '05	48	1282	.2	1.1	72	580	.3	1.1	81	545	.3	1.4	60	651	.2	1.2	37	325	.2	2.2
FA '04	29	706	.1	.7	20	202	.1	.3	48	224	.2	.8	34	398	.1	.6	25	210	.1	1.5
SU '04	27	636	.1	.7	38	331	.2	.6	36	222	.1	.6	31	323	.1	.6	14	158	.1	.8
4-Book	42	992	.2	1.0	48	419	.2	.7	79	424	.3	1.4	51	500	.2	1.0	31	244	.2	1.8
SP '04	54	1601	.2	1.3	49	315	.2	.7	49	338	.2	.8	64	832	.3	1.3	61	829	.3	3.6
KLAX-FM																				
SP '05	165	1839	.7	4.0	383	1154	1.6	5.8	204	1025	.8	3.6	116	759	.5	2.2	44	335	.2	2.5
WI '05	115	1632	.5	2.8	283	1109	1.2	4.2	147	900	.6	2.5	106	713	.4	2.1	20	267	.1	1.2
FA '04	117	1790	.5	2.8	272	1137	1.1	4.0	143	884	.6	2.4	97	647	.4	1.8	31	256	.1	1.9
SU '04	218	2238	.9	5.3	496	1522	2.1	7.9	320	1319	1.3	5.6	161	1057	.7	3.1	43	509	.2	2.4
4-Book	154	1875	.7	3.7	359	1231	1.5	5.5	204	1032	.8	3.5	120	794	.5	2.3	35	342	.2	2.0
SP '04	250	2690	1.0	5.9	594	1751	2.5	8.7	369	1955	1.5	6.1	199	1375	.8	3.9	52	516	.2	3.0
KLOS-FM																				
SP '05	156	3161	.6	3.7	337	1469	1.4	5.1	183	1368	.7	3.2	194	1801	.8	3.7	48	654	.2	2.8
WI '05	144	3379	.6	3.4	285	1440	1.2	4.2	183	1324	.7	3.1	189	1970	.8	3.7	45	789	.2	2.7
FA '04	194	3149	.8	4.6	389	1599	1.6	5.7	283	1363	1.2	4.7	241	1829	1.0	4.4	51	646	.2	3.1
SU '04	163	3175	.7	4.0	304	1503	1.3	4.8	214	1228	.9	3.8	181	1749	.8	3.5	51	740	.2	2.8
4-Book	164	3216	.7	3.9	329	1503	1.4	5.0	216	1321	.9	3.7	201	1837	.9	3.8	49	707	.2	2.9
SP '04	159	3004	.7	3.8	301	1395	1.2	4.4	223	1375	.9	3.7	185	1510	.8	3.7	50	730	.2	2.9
KLSX-FM																				
SP '05	194	2578	.8	4.7	464	1556	1.9	7.0	317	1344	1.3	5.5	286	1338	1.2	5.4	29	405	.1	1.7
WI '05	173	2556	.7	4.1	417	1388	1.7	6.2	249	1192	1.0	4.2	227	1352	.9	4.4	44	472	.2	2.7
FA '04	242	2611	1.0	5.7	522	1668	2.1	7.7	384	1306	1.6	6.4	347	1524	1.4	6.4	59	502	.2	3.6
SU '04	193	2652	.8	4.7	508	1757	2.1	8.1	259	1225	1.1	4.5	249	1283	1.0	4.8	62	620	.3	3.4
4-Book	201	2599	.8	4.8	478	1592	2.0	7.3	302	1267	1.3	5.2	277	1374	1.1	5.3	49	500	.2	2.9
SP '04	188	2650	.8	4.5	486	1685	2.0	7.1	267	1287	1.1	4.4	217	1164	.9	4.3	57	538	.2	3.3

** Station(s) not reported this survey.

* Listener estimates adjusted for reported broadcast schedule.

+ Station(s) changed call letters - see Page 13.

4-Book: Avg. of current and previous 3 surveys.
2-Book: Avg. of most recent 2 surveys.

Target Listener Trends

Target Listener Trends - Men 35-64

Men 35-64																				
Monday-Sunday 6AM-MID				Monday-Friday 6AM-10AM				Monday-Friday 10AM-3PM				Monday-Friday 3PM-7PM				Monday-Friday 7PM-MID				
AQH (00)	Cume (00)	AQH Rtg	AQH Shr	AQH (00)	Cume (00)	AQH Rtg	AQH Shr	AQH (00)	Cume (00)	AQH Rtg	AQH Shr	AQH (00)	Cume (00)	AQH Rtg	AQH Shr	AQH (00)	Cume (00)	AQH Rtg	AQH Shr	
KLTX-AM																				
SP '05	9	157	.2	17	129	.1	.3	9	48	.2	.2	8	55	.2	.2	9	88	.1	.5	
WI '05	28	288	.1	.7	33	159	.1	.5	48	205	.2	.8	30	112	.1	.6	13	66	.1	.8
FA '04	24	226	.1	.6	28	101	.1	.4	30	103	.1	.5	40	158	.2	.7	12	77	.1	.7
SU '04	24	199	.1	.6	35	126	.1	.6	38	121	.2	.7	32	89	.1	.6	2	29	.1	.1
4-Book	21	218	.1	.5	28	129	.1	.5	31	119	.1	.6	28	104	.1	.5	9	65	.1	.5
SP '04	30	254	.1	.7	47	220	.2	.7	43	155	.2	.7	43	173	.2	.8	9	73	.1	.5
KLVE-FM																				
SP '05	84	1686	.3	2.0	134	917	.5	2.0	98	692	.4	1.7	88	745	.4	1.7	43	493	.2	2.5
WI '05	120	1917	.5	2.9	147	932	.6	2.2	156	880	.6	2.6	137	797	.6	2.7	63	462	.3	3.8
FA '04	142	2103	.6	3.4	231	1036	.9	3.4	213	1143	.9	3.6	146	1036	.6	2.7	74	590	.3	4.5
SU '04	137	2000	.6	3.3	184	1075	.8	2.9	203	1042	.8	3.6	144	968	.6	2.8	87	555	.4	4.8
4-Book	121	1927	.5	2.9	174	990	.7	2.6	168	939	.7	2.9	129	887	.6	2.5	67	525	.3	3.9
SP '04	87	1750	.4	2.1	126	702	.5	1.8	114	890	.5	1.9	106	878	.4	2.1	39	533	.2	2.3
KLYY-FM																				
SP '05	63	1097	.3	1.5	70	394	.3	1.1	89	552	.4	1.6	111	541	.5	2.1	16	181	.1	.9
WI '05	39	810	.2	.9	41	251	.2	.6	71	458	.3	1.2	29	306	.1	.6	21	163	.1	1.3
FA '04	42	635	.2	1.0	59	253	.2	.9	67	365	.3	1.1	40	291	.2	.7	9	104	.1	.5
SU '04	34	880	.1	.8	29	260	.1	.5	46	507	.2	.8	59	462	.2	1.1	15	134	.1	.8
4-Book	45	856	.2	1.1	50	290	.2	.8	68	471	.3	1.2	60	400	.3	1.1	15	146	.1	.9
SP '04	47	872	.2	1.1	59	347	.2	.9	91	554	.4	1.5	46	359	.2	.9	24	112	.1	1.4
KMXE-AM																				
SP '05	53	473	.2	1.3	57	252	.2	.9	86	295	.3	1.5	92	306	.4	1.7	41	149	.2	2.4
WI '05	39	374	.2	.9	63	216	.3	.9	62	237	.3	1.0	58	188	.2	1.1	15	110	.1	.9
FA '04	**	**	**	**	**	**	**	**	**	**	**	**	**	**	**	**	**	**	**	**
SU '04	30	363	.1	.7	43	187	.2	.7	58	224	.2	1.0	23	151	.1	.4	13	105	.1	.7
4-Book	**	**	**	**	**	**	**	**	**	**	**	**	**	**	**	**	**	**	**	**
SP '04	26	296	.1	.6	23	152	.1	.3	61	208	.3	1.0	29	176	.1	.6	16	68	.1	.9
KMZT-FM																				
SP '05	68	1223	.3	1.6	74	501	.3	1.1	55	500	.2	1.0	67	581	.3	1.3	61	491	.2	3.5
WI '05	45	1095	.2	1.1	54	434	.2	.8	66	382	.3	1.1	58	563	.2	1.1	16	356	.1	1.0
FA '04	51	1486	.2	1.2	43	590	.2	.6	61	436	.2	1.0	65	619	.3	1.2	36	503	.1	2.2
SU '04	68	1320	.3	1.7	92	627	.4	1.5	99	611	.4	1.7	79	698	.3	1.5	47	537	.2	2.6
4-Book	58	1281	.3	1.4	66	538	.3	1.0	70	482	.3	1.2	67	615	.3	1.3	40	472	.2	2.3
SP '04	67	1314	.3	1.6	72	530	.3	1.1	88	502	.4	1.5	77	538	.3	1.5	46	468	.2	2.7
KNX -AM																				
SP '05	88	3081	.4	2.1	176	1702	.7	2.6	119	1235	.5	2.1	107	1624	.4	2.0	18	440	.1	1.0
WI '05	136	3214	.6	3.3	318	2119	1.3	4.7	114	1263	.5	1.9	172	1763	.7	3.3	82	813	.3	5.0
FA '04	88	2847	.4	2.1	200	1688	.8	2.9	104	1116	.4	1.7	128	1658	.5	2.3	21	508	.1	1.3
SU '04	112	3164	.5	2.7	228	1846	.9	3.6	107	1230	.4	1.9	163	1838	.7	3.2	44	593	.2	2.4
4-Book	106	3077	.5	2.6	231	1839	.9	3.5	111	1211	.5	1.9	143	1721	.6	2.7	41	589	.2	2.4
SP '04	144	3478	.6	3.4	308	1985	1.3	4.5	161	1301	.7	2.7	193	1907	.8	3.8	42	748	.2	2.5
KOST-FM																				
SP '05	110	2624	.4	2.6	139	1130	.6	2.1	141	996	.6	2.5	161	1365	.7	3.0	60	764	.2	3.5
WI '05	125	2122	.5	3.0	130	759	.5	1.9	195	1045	.8	3.3	166	1150	.7	3.2	66	709	.3	4.0
FA '04	115	2256	.5	2.7	130	1012	.5	1.9	157	1077	.6	2.6	153	1265	.6	2.8	49	770	.2	3.0
SU '04	112	2010	.5	2.7	138	1001	.6	2.2	146	868	.6	2.6	144	1068	.6	2.8	62	588	.3	3.4
4-Book	116	2253	.5	2.8	134	976	.6	2.0	160	997	.7	2.8	156	1212	.7	3.0	59	708	.3	3.5
SP '04	124	2311	.5	2.9	156	1037	.6	2.3	211	1120	.9	3.5	154	1278	.6	3.0	55	714	.2	3.2
KPWR-FM																				
SP '05	56	1363	.2	1.3	105	679	.4	1.6	53	561	.2	.9	77	700	.3	1.5	24	318	.1	1.4
WI '05	71	1410	.3	1.7	96	585	.4	1.4	106	705	.4	1.8	81	692	.3	1.6	24	314	.1	1.5
FA '04	61	1294	.2	1.4	79	580	.3	1.2	78	581	.3	1.3	79	627	.3	1.5	36	358	.1	2.2
SU '04	53	1294	.2	1.3	66	534	.3	1.0	60	539	.2	1.1	64	633	.3	1.2	26	367	.1	1.4
4-Book	60	1340	.2	1.4	87	595	.4	1.3	74	597	.3	1.3	75	663	.3	1.5	28	339	.1	1.6
SP '04	55	1266	.2	1.3	112	555	.5	1.6	53	517	.2	.9	74	617	.3	1.5	27	339	.1	1.6

** Station(s) not reported this survey.

* Listener estimates adjusted for reported broadcast schedule.

+ Station(s) changed call letters - see Page 13.

4-Book: Avg. of current and previous 3 surveys.
2-Book: Avg. of most recent 2 surveys.

Target Listener Trends

Men 35-64																				
Monday-Sunday 6AM-MID				Monday-Friday 6AM-10AM				Monday-Friday 10AM-3PM				Monday-Friday 3PM-7PM				Monday-Friday 7PM-MID				
AQH (00)	Cume (00)	AQH Rtg	AQH Shr	AQH (00)	Cume (00)	AQH Rtg	AQH Shr	AQH (00)	Cume (00)	AQH Rtg	AQH Shr	AQH (00)	Cume (00)	AQH Rtg	AQH Shr	AQH (00)	Cume (00)	AQH Rtg	AQH Shr	
KRCD-FM																				
SP '05	78	817	.3	1.9	106	371	.4	1.6	116	434	.5	2.0	100	454	.4	1.9	19	230	.1	1.1
WI '05	66	1026	.3	1.6	64	353	.3	.9	71	474	.3	1.2	87	634	.4	1.7	60	456	.2	3.6
FA '04	75	906	.3	1.8	73	386	.3	1.1	110	465	.4	1.8	89	523	.4	1.6	59	344	.2	3.6
SU '04	69	1029	.3	1.7	83	437	.3	1.3	114	651	.5	2.0	79	599	.3	1.5	39	283	.2	2.1
4-Book	72	945	.3	1.8	82	387	.3	1.2	103	506	.4	1.8	89	553	.4	1.7	44	328	.2	2.6
SP '04	70	783	.3	1.7	58	298	.2	.8	126	493	.5	2.1	74	395	.3	1.5	36	271	.1	2.1
KRCV-FM																				
SP '05	49	797	.2	1.2	86	335	.3	1.3	60	360	.2	1.0	51	313	.2	1.0	28	226	.1	1.6
WI '05	64	593	.3	1.5	92	278	.4	1.4	92	357	.4	1.6	58	293	.2	1.1	33	246	.1	2.0
FA '04	48	682	.2	1.1	58	269	.2	.9	85	387	.3	1.4	75	343	.3	1.4	11	166	.7	.7
SU '04	38	600	.2	.9	48	275	.2	.8	49	290	.2	.9	40	261	.2	.8	26	201	.1	1.4
4-Book	50	668	.2	1.2	71	289	.3	1.1	72	349	.3	1.2	56	303	.2	1.1	25	210	.1	1.4
SP '04	36	517	.1	.9	21	227	.1	.3	54	319	.2	.9	39	301	.2	.8	28	205	.1	1.6
KRLA-AM																				
SP '05	47	827	.2	1.1	93	489	.4	1.4	79	419	.3	1.4	61	348	.2	1.2	28	165	.1	1.6
WI '05	37	770	.2	.9	78	558	.3	1.2	56	435	.2	.9	53	365	.2	1.0	12	129	.7	.7
FA '04	55	971	.2	1.3	126	699	.5	1.9	95	530	.4	1.6	71	466	.3	1.3	10	129	.6	.6
SU '04	73	968	.3	1.8	159	735	.7	2.5	155	619	.6	2.7	73	466	.3	1.4	12	129	.7	.7
4-Book	53	884	.2	1.3	114	620	.5	1.8	96	501	.4	1.7	65	411	.3	1.2	16	138	.9	.9
SP '04	58	992	.2	1.4	125	599	.5	1.8	97	663	.4	1.6	78	500	.3	1.5	22	190	.1	1.3
KROQ-FM																				
SP '05	98	2404	.4	2.4	148	1077	.6	2.2	142	1025	.6	2.5	109	1199	.4	2.1	41	613	.2	2.4
WI '05	116	2179	.5	2.8	232	1253	.9	3.4	133	964	.5	2.2	150	1225	.6	2.9	51	606	.2	3.1
FA '04	102	2060	.4	2.4	172	1165	.7	2.5	146	995	.6	2.4	120	1011	.5	2.2	47	591	.2	2.9
SU '04	112	2356	.5	2.7	209	1354	.9	3.3	146	1015	.6	2.6	115	1240	.5	2.2	46	743	.2	2.5
4-Book	107	2250	.5	2.6	190	1212	.8	2.9	142	1000	.6	2.4	124	1169	.5	2.4	46	638	.2	2.7
SP '04	75	1810	.3	1.8	134	802	.6	2.0	102	766	.4	1.7	82	874	.3	1.6	47	641	.2	2.7
KRTH-FM																				
SP '05	114	2789	.5	2.7	118	991	.5	1.8	133	1148	.5	2.3	182	1527	.7	3.4	58	634	.2	3.3
WI '05	142	3393	.6	3.4	160	1269	.7	2.4	188	1462	.8	3.2	198	1625	.8	3.8	72	804	.3	4.4
FA '04	167	3462	.7	3.9	256	1643	1.0	3.8	227	1417	.9	3.8	167	1556	.7	3.1	77	706	.3	4.7
SU '04	165	3572	.7	4.0	220	1564	.9	3.5	253	1669	1.0	4.4	220	1898	.9	4.3	69	878	.3	3.8
4-Book	147	3304	.6	3.5	189	1367	.8	2.9	200	1424	.8	3.4	192	1652	.8	3.7	69	756	.3	4.1
SP '04	164	3461	.7	3.9	237	1435	1.0	3.5	235	1817	1.0	3.9	169	1758	.7	3.3	48	757	.2	2.8
KSCA-FM																				
SP '05	125	1699	.5	3.0	263	1230	1.1	4.0	174	900	.7	3.0	174	871	.7	3.3	20	216	.1	1.2
WI '05	166	1850	.7	4.0	409	1290	1.7	6.0	244	1107	1.0	4.1	103	656	.4	2.0	32	340	.1	1.9
FA '04	137	1471	.6	3.2	298	1020	1.2	4.4	196	884	.8	3.3	114	583	.5	2.1	42	268	.2	2.6
SU '04	92	1185	.4	2.2	187	755	.8	3.0	126	649	.5	2.2	79	622	.3	1.5	29	172	.1	1.6
4-Book	130	1551	.6	3.1	289	1074	1.2	4.4	185	885	.8	3.2	118	683	.5	2.2	31	249	.1	1.8
SP '04	94	1331	.4	2.2	220	769	.9	3.2	118	656	.5	2.0	72	450	.3	1.4	21	224	.1	1.2
KSPN-AM																				
SP '05	42	1278	.2	1.0	47	416	.2	.7	45	414	.2	.8	67	660	.3	1.3	35	449	.1	2.0
WI '05	47	1124	.2	1.1	80	520	.3	1.2	91	622	.4	1.5	64	669	.3	1.2	8	179	.5	.5
FA '04	36	1276	.1	.9	38	266	.2	.6	34	335	.1	.6	80	799	.3	1.5	19	394	.1	1.2
SU '04	45	1291	.2	1.1	38	481	.2	.6	38	522	.2	.7	73	650	.3	1.4	50	467	.2	2.7
4-Book	43	1242	.2	1.0	51	421	.2	.8	52	473	.2	.9	71	695	.3	1.4	28	372	.1	1.6
SP '04	41	1147	.2	1.0	27	400	.1	.4	62	465	.3	1.0	78	642	.3	1.5	22	364	.1	1.3
KSSE-FM																				
SP '05	73	970	.3	1.8	148	591	.6	2.2	85	460	.3	1.5	91	522	.4	1.7	22	270	.1	1.3
WI '05	35	799	.1	.8	70	417	.3	1.0	45	364	.2	.8	29	300	.1	.6	10	161	.6	.6
FA '04	46	815	.2	1.1	94	493	.4	1.4	55	425	.2	.9	62	442	.3	1.1	15	238	.1	.9
SU '04	47	1026	.2	1.1	79	478	.3	1.3	73	497	.3	1.3	53	475	.2	1.0	14	211	.1	.8
4-Book	50	903	.2	1.2	98	495	.4	1.5	65	437	.3	1.1	59	435	.3	1.1	15	220	.1	.9
SP '04	51	814	.2	1.2	83	398	.3	1.2	56	327	.2	.9	64	332	.3	1.3	24	206	.1	1.4

** Station(s) not reported this survey.

* Listener estimates adjusted for reported broadcast schedule.

+ Station(s) changed call letters - see Page 13.

4-Book: Avg. of current and previous 3 surveys.
2-Book: Avg. of most recent 2 surveys.

Target Listener Trends

Target Listener Trends - Men 35-64

	Men 35-64																			
	Monday-Sunday 6AM-MID				Monday-Friday 6AM-10AM				Monday-Friday 10AM-3PM				Monday-Friday 3PM-7PM				Monday-Friday 7PM-MID			
	AQH (00)	Cume (00)	AQH Rtg	AQH Shr	AQH (00)	Cume (00)	AQH Rtg	AQH Shr	AQH (00)	Cume (00)	AQH Rtg	AQH Shr	AQH (00)	Cume (00)	AQH Rtg	AQH Shr	AQH (00)	Cume (00)	AQH Rtg	AQH Shr
+KTLK-AM																				
SP '05	58	672	.2	1.4	92	483	.4	1.4	92	529	.4	1.6	96	466	.4	1.8	23	155	.1	1.3
WI '05	27	468	.1	.6	25	292	.1	.4	60	293	.2	1.0	51	338	.2	1.0	11	131	.1	.7
FA '04	22	718	.1	.5	20	265	.1	.3	44	335	.2	.7	41	342	.2	.8	4	91	.1	.2
SU '04	25	670	.1	.6	26	260	.1	.4	49	346	.2	.9	42	383	.2	.8	5	122	.1	.3
4-Book	33	632	.1	.8	41	325	.2	.6	61	376	.3	1.1	58	382	.3	1.1	11	125	.1	.6
SP '04	20	531	.1	.5	30	276	.1	.4	51	298	.2	.8	19	199	.1	.4	6	87	.1	.4
KTNQ-AM																				
SP '05	35	581	.1	.8	52	235	.2	.8	47	307	.2	.8	67	295	.3	1.3	12	107	.1	.7
WI '05	43	652	.2	1.0	52	270	.2	.8	53	407	.2	.9	76	273	.3	1.5	5	73	.1	.3
FA '04	36	532	.1	.9	31	141	.1	.5	50	222	.2	.8	94	375	.4	1.7	4	91	.1	.2
SU '04	30	659	.1	.7	31	306	.1	.5	50	301	.2	.9	52	211	.2	1.0	17	162	.1	.9
4-Book	36	606	.1	.9	42	238	.2	.7	50	309	.2	.9	72	289	.3	1.4	10	108	.1	.5
SP '04	**	**	**	**	**	**	**	**	**	**	**	**	**	**	**	**	**	**	**	**
KTVV-FM																				
SP '05	221	2873	.9	5.3	303	1436	1.2	4.6	382	1452	1.6	6.7	269	1588	1.1	5.1	72	862	.3	4.1
WI '05	214	2939	.9	5.1	289	1438	1.2	4.3	364	1601	1.5	6.1	239	1676	1.0	4.6	67	895	.3	4.1
FA '04	228	2711	.9	5.4	294	1313	1.2	4.3	372	1392	1.5	6.2	244	1633	1.0	4.5	97	955	.4	5.9
SU '04	146	2564	.6	3.6	160	991	.7	2.5	240	1343	1.0	4.2	168	1280	.7	3.3	79	782	.3	4.3
4-Book	202	2772	.8	4.9	262	1295	1.1	3.9	340	1447	1.4	5.8	230	1544	1.0	4.4	79	874	.3	4.6
SP '04	204	2801	.8	4.8	260	1265	1.1	3.8	362	1451	1.5	6.0	249	1556	1.0	4.9	69	697	.3	4.0
KWIZ-FM																				
SP '05	5	274	.1	.1	4	73	.1	.1	6	117	.1	.1	9	118	.1	.2	5	66	.1	.3
WI '05	12	309	.1	.3	16	98	.1	.2	19	149	.1	.3	16	130	.1	.3	7	82	.1	.4
FA '04	14	277	.1	.3	14	119	.1	.2	15	174	.1	.3	17	121	.1	.3	11	63	.1	.7
SU '04	12	240	.1	.3	6	76	.1	.1	25	98	.1	.4	20	149	.1	.4	7	76	.1	.4
4-Book	11	275	.1	.3	10	92	.1	.2	16	135	.1	.3	16	130	.1	.3	8	72	.1	.5
SP '04	6	211	.1	.1	8	67	.1	.1	11	114	.1	.2	6	47	.1	.1		14	.1	.1
KWVE-FM																				
SP '05	9	358	.2	.2	9	157	.1	.1	13	149	.1	.2	21	188	.1	.4	2	75	.1	.1
WI '05	37	588	.2	.9	71	357	.3	1.0	47	275	.2	.8	38	320	.2	.7	13	140	.1	.8
FA '04	44	488	.2	1.0	88	301	.4	1.3	62	283	.3	1.0	57	210	.2	1.0	8	101	.1	.5
SU '04	15	509	.1	.4	22	199	.1	.3	17	165	.1	.3	20	254	.1	.4	13	119	.1	.7
4-Book	26	486	.1	.6	48	254	.2	.7	35	218	.2	.6	34	243	.2	.6	9	109	.1	.5
SP '04	35	546	.1	.8	56	301	.2	.8	71	230	.3	1.2	46	300	.2	.9	7	84	.1	.4
KXOL-FM																				
SP '05	46	958	.2	1.1	55	399	.2	.8	68	443	.3	1.2	45	373	.2	.8	16	246	.1	.9
WI '05	67	1012	.3	1.6	89	469	.4	1.3	116	596	.5	2.0	46	401	.2	.9	36	344	.1	2.2
FA '04	40	912	.2	.9	36	331	.1	.5	66	442	.3	1.1	60	511	.2	1.1	9	154	.1	.5
SU '04	43	743	.2	1.0	20	268	.1	.3	72	432	.3	1.3	66	448	.3	1.3	26	179	.1	1.4
4-Book	49	906	.2	1.2	50	367	.2	.7	81	478	.4	1.4	54	433	.2	1.0	22	231	.1	1.3
SP '04	57	856	.2	1.4	85	404	.4	1.2	86	484	.4	1.4	58	392	.2	1.1	18	246	.1	1.1
KYSR-FM																				
SP '05	73	1861	.3	1.8	105	858	.4	1.6	117	776	.5	2.0	106	868	.4	2.0	12	302	.1	.7
WI '05	66	1742	.3	1.6	82	625	.3	1.2	100	682	.4	1.7	86	995	.3	1.7	29	359	.1	1.8
FA '04	57	1647	.2	1.3	82	746	.3	1.2	78	626	.3	1.3	97	968	.4	1.8	20	489	.1	1.2
SU '04	43	1792	.2	1.0	56	702	.2	.9	44	722	.2	.8	52	726	.2	1.0	17	457	.1	.9
4-Book	60	1761	.3	1.4	81	733	.3	1.2	85	702	.4	1.5	85	889	.3	1.6	20	402	.1	1.2
SP '04	56	1597	.2	1.3	125	661	.5	1.8	62	682	.3	1.0	46	666	.2	.9	20	397	.1	1.2
KZLA-FM																				
SP '05	82	1708	.3	2.0	108	799	.4	1.6	119	797	.5	2.1	110	800	.4	2.1	20	409	.1	1.2
WI '05	94	1448	.4	2.3	153	827	.6	2.3	163	835	.7	2.7	92	864	.4	1.8	24	344	.1	1.5
FA '04	78	1578	.3	1.8	130	863	.5	1.9	123	782	.5	2.1	85	878	.3	1.6	23	312	.1	1.4
SU '04	100	1379	.4	2.4	131	688	.5	2.1	150	502	.6	2.6	163	944	.7	3.2	20	356	.1	1.1
4-Book	89	1528	.4	2.1	131	794	.5	2.0	139	729	.6	2.4	113	872	.5	2.2	22	355	.1	1.3
SP '04	101	1454	.4	2.4	152	735	.6	2.2	146	811	.6	2.4	101	791	.4	2.0	25	439	.1	1.5

** Station(s) not reported this survey. * Listener estimates adjusted for reported broadcast schedule. + Station(s) changed call letters - see Page 13. 4-Book: Avg. of current and previous 3 surveys. 2-Book: Avg. of most recent 2 surveys.

Target Listener Trends

		Men 35-64																				
		Monday-Sunday 6AM-MID				Monday-Friday 6AM-10AM				Monday-Friday 10AM-3PM				Monday-Friday 3PM-7PM				Monday-Friday 7PM-MID				
		AQH (00)	Cume (00)	AQH Rtg	AQH Shr	AQH (00)	Cume (00)	AQH Rtg	AQH Shr	AQH (00)	Cume (00)	AQH Rtg	AQH Shr	AQH (00)	Cume (00)	AQH Rtg	AQH Shr	AQH (00)	Cume (00)	AQH Rtg	AQH Shr	
XTRA-AM																						
SP '05		21	292	.1	.5	23	145	.1	.3	23	137	.1	.4	32	213	.1	.6	20	75	.1	1.2	
WI '05		24	721	.1	.6	34	328	.1	.5	44	390	.2	.7	35	326	.1	.7	4	82		.2	
FA '04		27	973	.1	.6	25	300	.1	.4	58	465	.2	1.0	50	559	.2	.9	4	96		.2	
SU '04		43	875	.2	1.0	60	432	.2	1.0	77	399	.3	1.3	69	468	.3	1.3	14	202	.1	.8	
4-Book		29	715	.1	.7	36	301	.1	.6	51	348	.2	.9	47	392	.2	.9	11	114	.1	.6	
SP '04		29	912	.1	.7	49	321	.2	.7	55	377	.2	.9	30	392	.1	.6	3	95		.2	
KGGI-FM																						
SP '05		9	217		.2	7	68		.1	3	78		.1	4	82		.1	13	56	.1	.7	
WI '05		5	134		.1	8	57		.1	9	73		.2	5	62		.1		16			
FA '04		6	290		.1	12	144		.2	6	96		.1	13	113		.1	3	28		.2	
SU '04		5	210		.1	5	82		.1	8	103		.1	9	97		.2	2	47		.1	
4-Book		6	213		.1	8	88		.1	7	88		.1	8	89		.2	5	37		.3	
SP '04		3	195		.1	1	16			2	58			7	104		.1	2	48		.1	
KOLA-FM																						
SP '05		16	460	.1	.4	19	202	.1	.3	23	217	.1	.4	27	253	.1	.5	10	75		.6	
WI '05		**	**	**	**	**	**	**	**	**	**	**	**	**	**	**	**	**	**	**	**	**
FA '04		**	**	**	**	**	**	**	**	**	**	**	**	**	**	**	**	**	**	**	**	**
SU '04		**	**	**	**	**	**	**	**	**	**	**	**	**	**	**	**	**	**	**	**	**
4-Book		**	**	**	**	**	**	**	**	**	**	**	**	**	**	**	**	**	**	**	**	**
SP '04		**	**	**	**	**	**	**	**	**	**	**	**	**	**	**	**	**	**	**	**	**
TOTALS																						
SP '05		4165	23503	16.9		6647	20580	27.0		5728	17943	23.3		5298	19930	21.5		1739	11827	7.1		
WI '05		4175	23732	17.0		6771	20663	27.5		5932	17662	24.1		5153	19868	20.9		1645	11767	6.7		
FA '04		4230	23526	17.2		6790	20953	27.6		5967	17939	24.3		5448	20043	22.1		1647	11669	6.7		
SU '04		4100	23062	17.0		6306	19756	26.1		5706	17672	23.7		5135	19807	21.3		1826	11679	7.6		
4-Book		4168	23456	17.0		6629	20488	27.1		5833	17804	23.9		5259	19912	21.5		1714	11736	7.0		
SP '04		4214	23192	17.5		6856	20361	28.4		6015	17901	24.9		5063	19528	21.0		1714	12144	7.1		

** Station(s) not reported this survey.

* Listener estimates adjusted for reported broadcast schedule.

+ Station(s) changed call letters - see Page 13.

4-Book: Avg. of current and previous 3 surveys
2-Book: Avg. of most recent 2 surveys.

Target Listener Estimates

Target Listener Estimates - Men 35-64

Men 35-64																				
Monday-Friday 6AM-7PM				Weekend 6AM-MID				Saturday 6AM-10AM				Saturday 10AM-3PM				Saturday 3PM-7PM				
AQH (00)	Cume (00)	AQH Rtg	AQH Shr	AQH (00)	Cume (00)	AQH Rtg	AQH Shr	AQH (00)	Cume (00)	AQH Rtg	AQH Shr	AQH (00)	Cume (00)	AQH Rtg	AQH Shr	AQH (00)	Cume (00)	AQH Rtg	AQH Shr	
KABC-AM																				
SP '05	150	1226	.6	2.6	45	577	.2	1.6	46	149	.2	1.3	81	221	.3	1.8	81	276	.3	2.5
4-Book	202	1611	.8	3.4	50	714	.2	1.8	42	164	.2	1.1	85	278	.4	1.9	81	286	.4	2.5
KAZN-AM																				
SP '05	36	210	.1	.6	18	131	.1	.7	22	54	.1	.6	24	71	.1	.5	22	22	.1	.7
4-Book	**	**	**	**	**	**	**	**	**	**	**	**	**	**	**	**	**	**	**	**
KBIG-FM																				
SP '05	94	1409	.4	1.6	70	1127	.3	2.5	48	143	.2	1.3	100	388	.4	2.2	90	318	.4	2.8
4-Book	97	1331	.4	1.6	59	939	.2	2.2	43	162	.2	1.2	93	356	.4	2.1	88	310	.4	2.7
KBUA-FM																				
SP '05	20	259	.1	.3	7	107	.1	.3	14	76	.1	.4	10	56	.1	.2	10	60	.1	.3
4-Book	38	227	.2	.6	12	124	.1	.5	32	67	.2	.9	14	48	.1	.3	11	37	.1	.4
KBUE-FM																				
SP '05	75	732	.3	1.3	34	446	.1	1.2	91	250	.4	2.5	57	188	.2	1.3	36	124	.1	1.1
4-Book	95	926	.4	1.6	57	612	.2	2.0	96	264	.4	2.6	111	286	.5	2.5	58	153	.2	1.8
KCBS-FM																				
SP '05	316	3129	1.3	5.4	134	1771	.5	4.9	159	428	.6	4.4	276	909	1.1	6.1	154	502	.6	4.7
4-Book	205	2632	.9	3.5	98	1602	.4	3.6	110	386	.5	3.1	199	768	.8	4.4	125	392	.5	3.9
+KDAY-FM																				
SP '05	28	397	.1	.5	14	225	.1	.5	13	25	.1	.4	34	56	.1	.8	31	98	.1	1.0
4-Book	49	510	.2	.8	26	291	.1	.9	38	95	.2	1.0	36	107	.2	.8	37	110	.1	1.2
KDLD-FM																				
SP '05	51	513	.2	.9	22	259	.1	.8	27	76	.1	.7	39	130	.2	.9	22	44	.1	.7
4-Book	28	341	.1	.5	13	216	.1	.5	16	58	.1	.4	23	80	.1	.5	15	39	.1	.5
KDLE-FM																				
SP '05	43	465	.2	.7	12	174	.1	.4	22	50	.1	.6	21	107	.1	.5	7	32	.1	.2
4-Book	21	281	.1	.4	8	132	.1	.3	9	28	.1	.2	12	54	.1	.3	9	35	.1	.3
KEBN-FM																				
SP '05	23	183	.1	.4	11	99	.1	.4	35	82	.1	1.0	15	54	.1	.3	7	18	.1	.2
4-Book	**	**	**	**	**	**	**	**	**	**	**	**	**	**	**	**	**	**	**	**
KFI -AM																				
SP '05	307	2678	1.2	5.2	77	1156	.3	2.8	176	586	.7	4.9	158	427	.6	3.5	28	130	.1	.9
4-Book	348	2839	1.4	5.9	88	1279	.4	3.2	208	587	.9	5.7	141	451	.6	3.1	42	176	.2	1.3
KFSH-FM																				
SP '05	38	397	.2	.6	26	318	.1	.9	34	94	.1	.9	41	139	.2	.9	70	177	.3	2.2
4-Book	34	388	.2	.6	22	300	.1	.8	25	88	.1	.7	37	142	.2	.8	37	108	.2	1.2
KFWB-AM																				
SP '05	130	2702	.5	2.2	58	1376	.2	2.1	84	455	.3	2.3	73	427	.3	1.6	36	187	.1	1.1
4-Book	126	2377	.5	2.1	54	1152	.2	2.0	84	368	.4	2.3	80	360	.3	1.7	46	220	.2	1.4
KHHT-FM																				
SP '05	133	1362	.5	2.3	90	746	.4	3.3	66	239	.3	1.8	187	367	.8	4.1	117	281	.5	3.6
4-Book	125	1250	.5	2.1	73	786	.3	2.7	63	222	.3	1.7	115	313	.5	2.5	85	244	.4	2.7
KHJ -AM																				
SP '05	46	457	.2	.8	25	287	.1	.9	42	65	.2	1.2	25	89	.1	.6	31	70	.1	1.0
4-Book	65	572	.3	1.1	29	305	.1	1.1	41	82	.2	1.2	51	158	.2	1.1	41	96	.2	1.3
KIIS-FM																				
SP '05	95	1633	.4	1.6	76	1154	.3	2.8	121	359	.5	3.4	143	547	.6	3.2	61	254	.2	1.9
4-Book	93	1450	.4	1.6	53	919	.2	1.9	71	213	.3	2.0	98	400	.4	2.2	63	236	.3	2.0
KVVS-FM																				
SP '05	1	36	.1	.1	1	36	.1	.1	3	9	.1	.1	2	10	.1	.1	4	9	.1	.1
4-Book	3	32	.1	.1	3	24	.1	.1	3	9	.1	.1	2	10	.1	.1	4	9	.1	.1

** Station(s) not reported this survey. * Listener estimates adjusted for reported broadcast schedule. + Station(s) changed call letters - see Page 13. 4-Book: Avg. of current and previous 3 surveys. 2-Book: Avg. of most recent 2 surveys.

Target Listener Estimates

Men 35-64																				
Monday-Friday 6AM-7PM				Weekend 6AM-MID				Saturday 6AM-10AM				Saturday 10AM-3PM				Saturday 3PM-7PM				
AQH (00)	Cume (00)	AQH Rtg	AQH Shr	AQH (00)	Cume (00)	AQH Rtg	AQH Shr	AQH (00)	Cume (00)	AQH Rtg	AQH Shr	AQH (00)	Cume (00)	AQH Rtg	AQH Shr	AQH (00)	Cume (00)	AQH Rtg	AQH Shr	
KJLH-FM																				
SP '05	50	611	.2	.9	34	505	.1	1.2	7	32	.2	.2	64	228	.3	1.4	24	98	.1	.7
4-Book	79	709	.3	1.4	55	588	.2	2.0	48	152	.2	1.3	61	194	.3	1.3	39	118	.2	1.2
KKBT-FM																				
SP '05	88	1029	.4	1.5	45	517	.2	1.6	54	154	.2	1.5	111	330	.5	2.5	45	151	.2	1.4
4-Book	84	1023	.4	1.4	34	452	.2	1.2	39	130	.2	1.1	52	189	.3	1.2	40	147	.2	1.2
KKLA-FM																				
SP '05	22	390	.1	.4	8	138	.3	.3	2	15	.1	.1	16	31	.1	.4	7	15	.2	.2
4-Book	30	445	.2	.5	9	177	.4	.4	11	50	.3	.3	11	49	.1	.3	10	28	.1	.3
KLAC-AM																				
SP '05	101	1177	.4	1.7	12	256	.4	.4	7	45	.2	.2	10	77	.2	.2	20	92	.1	.6
4-Book	61	817	.2	1.0	17	300	.1	.6	19	74	.1	.5	22	99	.1	.5	28	93	.1	.9
KLAX-FM																				
SP '05	232	1557	.9	3.9	128	1092	.5	4.6	261	474	1.1	7.2	212	481	.9	4.7	116	276	.5	3.6
4-Book	226	1652	.9	3.9	108	1078	.4	3.9	244	475	1.0	6.7	182	483	.8	4.0	100	265	.4	3.1
KLOS-FM																				
SP '05	234	2792	1.0	4.0	92	1377	.4	3.3	102	384	.4	2.8	146	597	.6	3.2	97	273	.4	3.0
4-Book	246	2738	1.0	4.2	97	1475	.4	3.5	126	405	.5	3.5	163	597	.7	3.6	132	445	.6	4.1
KLSX-FM																				
SP '05	353	2472	1.4	6.0	20	334	.1	.7	33	61	.1	.9	43	103	.2	1.0	15	46	.1	.5
4-Book	349	2378	1.4	5.9	38	555	.2	1.4	53	132	.2	1.5	48	152	.2	1.1	34	101	.2	1.1
KLTX-AM																				
SP '05	11	129	.2	.2	6	105	.2	.2	18	36	.1	.5	2	16	.1	.1	1	24	.1	.1
4-Book	29	184	.1	.5	16	137	.1	.6	23	59	.1	.6	27	66	.1	.6	19	51	.1	.6
KLVE-FM																				
SP '05	106	1403	.4	1.8	73	875	.3	2.6	82	223	.3	2.3	86	284	.3	1.9	66	189	.3	2.0
4-Book	158	1603	.6	2.7	92	980	.4	3.4	116	309	.5	3.2	147	367	.6	3.3	94	246	.4	2.9
KLYY-FM																				
SP '05	90	933	.4	1.5	48	508	.2	1.7	46	94	.2	1.3	68	147	.3	1.5	98	171	.4	3.0
4-Book	60	722	.3	1.0	38	425	.2	1.4	48	110	.2	1.3	59	157	.3	1.3	50	125	.2	1.6
KMXE-AM																				
SP '05	79	457	.3	1.3	13	185	.1	.5	7	28	.2	.2	10	45	.2	.2	21	53	.1	.6
4-Book	**	**	**	**	**	**	**	**	**	**	**	**	**	**	**	**	**	**	**	**
KMZT-FM																				
SP '05	65	960	.3	1.1	77	671	.3	2.8	60	157	.2	1.7	102	300	.4	2.3	79	193	.3	2.4
4-Book	68	986	.3	1.2	52	658	.2	1.9	44	148	.2	1.2	78	256	.3	1.7	58	203	.2	1.8
KNX -AM																				
SP '05	133	2755	.5	2.3	56	1255	.2	2.0	76	437	.3	2.1	97	475	.4	2.1	58	205	.2	1.8
4-Book	158	2791	.7	2.7	58	1162	.3	2.1	94	416	.4	2.6	97	421	.4	2.1	61	283	.3	1.9
KOST-FM																				
SP '05	147	2024	.6	2.5	80	1435	.3	2.9	76	276	.3	2.1	136	462	.6	3.0	75	291	.3	2.3
4-Book	151	1774	.6	2.6	91	1251	.4	3.3	96	306	.4	2.6	151	501	.6	3.4	104	365	.4	3.2
KPWR-FM																				
SP '05	76	1182	.3	1.3	42	601	.2	1.5	52	148	.2	1.4	80	282	.3	1.8	63	159	.3	1.9
4-Book	78	1083	.3	1.3	50	642	.2	1.8	65	166	.3	1.8	80	252	.3	1.8	66	196	.3	2.1
KRCD-FM																				
SP '05	108	633	.4	1.8	66	604	.3	2.4	105	200	.4	2.9	135	257	.5	3.0	73	186	.3	2.2
4-Book	92	801	.4	1.5	56	543	.2	2.0	82	201	.3	2.2	84	192	.3	1.9	73	189	.3	2.3
KRCV-FM																				
SP '05	65	638	.3	1.1	35	414	.1	1.3	84	167	.3	2.3	54	181	.2	1.2	19	99	.1	.6
4-Book	67	542	.3	1.1	38	360	.1	1.4	60	138	.3	1.7	63	186	.2	1.4	35	115	.2	1.1

** Station(s) not reported this survey.

* Listener estimates adjusted for reported broadcast schedule.

+ Station(s) changed call letters - see Page 13.

4-Book: Avg. of current and previous 3 surveys.
2-Book: Avg. of most recent 2 surveys.

Target Listener Estimates

Target Listener Estimates - Men 35-64

Men 35-64																				
Monday-Friday 6AM-7PM				Weekend 6AM-MID				Saturday 6AM-10AM				Saturday 10AM-3PM				Saturday 3PM-7PM				
AQH (00)	Cume (00)	AQH Rtg	AQH Shr	AQH (00)	Cume (00)	AQH Rtg	AQH Shr	AQH (00)	Cume (00)	AQH Rtg	AQH Shr	AQH (00)	Cume (00)	AQH Rtg	AQH Shr	AQH (00)	Cume (00)	AQH Rtg	AQH Shr	
KRLA-AM																				
SP '05	78	756	.3	1.3	5	42	.2	5	29	.1	.1	3	14	.1	.1	15	27	.1	.5	
4-Book	92	820	.4	1.6	9	150	.3	13	47	.1	.4	22	65	.1	.5	10	39	.1	.3	
KROQ-FM																				
SP '05	134	2001	.5	2.3	74	1176	.3	2.7	58	213	.2	1.6	101	428	.4	2.2	74	209	.3	2.3
4-Book	151	1969	.6	2.6	70	985	.3	2.6	73	256	.3	2.0	127	433	.5	2.8	79	256	.3	2.5
KRTH-FM																				
SP '05	143	2182	.6	2.4	100	1389	.4	3.6	115	361	.5	3.2	175	590	.7	3.9	167	480	.7	5.1
4-Book	194	2640	.8	3.3	116	1659	.5	4.2	142	453	.6	3.9	207	675	.8	4.6	156	510	.6	4.8
KSCA-FM																				
SP '05	201	1657	.8	3.4	60	883	.2	2.2	186	450	.8	5.2	95	336	.4	2.1	32	176	.1	1.0
4-Book	196	1461	.8	3.3	79	795	.3	2.9	218	437	.9	6.0	144	354	.6	3.2	68	187	.3	2.1
KSPN-AM																				
SP '05	52	996	.2	.9	27	549	.1	1.0	16	89	.1	.4	20	110	.1	.4	31	113	.1	1.0
4-Book	58	1018	.2	1.0	25	464	.1	.9	12	75	.1	.3	38	147	.2	.9	25	105	.1	.8
KSSE-FM																				
SP '05	106	841	.4	1.8	47	534	.2	1.7	68	139	.3	1.9	75	222	.3	1.7	67	152	.3	2.1
4-Book	73	771	.3	1.2	33	477	.1	1.2	50	140	.2	1.4	59	175	.3	1.3	44	130	.2	1.4
+KTLK-AM																				
SP '05	93	657	.4	1.6	17	203	.1	.6	9	26	.2	.2	34	110	.1	.8	29	100	.1	.9
4-Book	54	571	.2	.9	11	201	.1	.4	8	31	.2	.2	26	87	.1	.6	22	77	.1	.7
KTNQ-AM																				
SP '05	55	536	.2	.9	14	212	.1	.5	31	80	.1	.9	19	65	.1	.4	17	34	.1	.5
4-Book	55	531	.2	.9	22	258	.1	.8	34	104	.2	1.0	36	86	.2	.8	35	75	.2	1.1
KTWV-FM																				
SP '05	323	2304	1.3	5.5	142	1573	.6	5.2	227	520	.9	6.3	221	576	.9	4.9	211	483	.9	6.5
4-Book	282	2285	1.2	4.8	144	1514	.6	5.3	191	540	.8	5.2	262	667	1.1	5.8	172	477	.7	5.3
KWIZ-FM																				
SP '05	6	175	.1	.3	2	99	.1	.1	1	17	.2	.2	9	30	.2	.2	4	17	.1	.1
4-Book	14	203	.1	.3	7	130	.3	.3	6	22	.2	.2	9	30	.2	.2	9	18	.3	.3
KWVE-FM																				
SP '05	14	329	.1	.2	4	155	.1	.1	5	11	.1	.1	3	24	.1	.1	10	61	.1	.3
4-Book	39	424	.2	.6	16	226	.1	.6	23	63	.1	.6	25	69	.1	.6	19	61	.1	.6
KXOL-FM																				
SP '05	57	730	.2	1.0	47	532	.2	1.7	41	116	.2	1.1	82	241	.3	1.8	58	145	.2	1.8
4-Book	63	742	.2	1.1	42	482	.2	1.5	36	105	.2	1.0	88	203	.3	1.9	49	136	.2	1.5
KYSR-FM																				
SP '05	110	1485	.4	1.9	48	820	.2	1.7	49	109	.2	1.4	63	254	.3	1.4	47	183	.2	1.4
4-Book	84	1418	.3	1.4	45	795	.2	1.6	37	136	.2	1.0	84	291	.4	1.9	57	229	.2	1.8
KZLA-FM																				
SP '05	113	1438	.5	1.9	70	920	.3	2.5	98	411	.4	2.7	147	410	.6	3.3	112	325	.5	3.4
4-Book	128	1323	.6	2.2	64	873	.3	2.3	81	304	.3	2.2	115	377	.5	2.6	81	280	.4	2.5
XTRA-AM																				
SP '05	26	266	.1	.4	11	112	.1	.4	8	44	.2	.2	22	75	.1	.5	30	79	.1	.9
4-Book	45	612	.2	.7	12	231	.1	.5	20	71	.1	.6	31	114	.2	.7	22	69	.1	.7
KGGI-FM																				
SP '05	5	159	.1	.1	13	142	.1	.5	10	14	.3	.3	8	34	.2	.2	35	66	.1	1.1
4-Book	8	165	.1	.1	6	99	.2	.2	5	17	.1	.1	8	34	.2	.2	12	34	.1	.4
KOLA-FM																				
SP '05	23	371	.1	.4	8	237	.3	.3	9	26	.2	.2	9	76	.2	.2	8	66	.2	.2
4-Book	**	**	**	**	**	**	**	**	**	**	**	**	**	**	**	**	**	**	**	**
TOTALS																				
SP '05	5878	23192	23.9		2755	18591	11.2		3602	9187	14.6		4520	11153	18.4		3249	8182	13.2	
4-Book	5901	23156	24.1		2738	18446	11.2		3645	9351	14.9		4551	11338	18.6		3217	8519	13.2	

** Station(s) not reported this survey.

* Listener estimates adjusted for reported broadcast schedule.

+ Station(s) changed call letters - see Page 13.

4-Book: Avg. of current and previous 3 surveys.
2-Book: Avg. of most recent 2 surveys.

Target Listener Estimates

		Men 35-64																				
		Saturday 7PM-MID				Sunday 6AM-10AM				Sunday 10AM-3PM				Sunday 3PM-7PM				Sunday 7PM-MID				
		AQH (00)	Cume (00)	AQH Rtg	AQH Shr	AQH (00)	Cume (00)	AQH Rtg	AQH Shr	AQH (00)	Cume (00)	AQH Rtg	AQH Shr	AQH (00)	Cume (00)	AQH Rtg	AQH Shr	AQH (00)	Cume (00)	AQH Rtg	AQH Shr	
KABC-AM	SP '05	17	98	.1	1.0	41	128	.2	1.9	53	179	.2	1.6	29	90	.1	1.2	17	65	.1	1.4	
	4-Book	17	86	.1	1.1	46	160	.2	2.1	64	250	.2	2.0	44	159	.2	1.8	20	77	.1	1.6	
KAZN-AM	SP '05	7	27	.4		18	37	.1	.8	22	37	.1	.7	30	37	.1	1.2	3	15		.2	
	4-Book	**	**	**	**	**	**	**	**	**	**	**	**	**	**	**	**	**	**	**	**	**
KBIG-FM	SP '05	108	357	.4	6.6	25	87	.1	1.2	88	265	.4	2.7	69	217	.3	2.8	19	131	.1	1.6	
	4-Book	97	285	.4	6.0	29	111	.1	1.4	63	250	.3	2.0	41	146	.2	1.7	13	75	.1	1.0	
KBUA-FM	SP '05					4	15		.2	9	15		.3	7	15		.3					
	4-Book	6	12		.4	11	31		.5	7	30		.2	12	30		.5	6	20		.5	
KBUE-FM	SP '05	9	50	.6		36	120	.1	1.7	21	78	.1	.6	30	109	.1	1.2	4	18		.3	
	4-Book	15	57	.1	1.0	42	125	.2	1.9	60	162	.3	1.9	60	148	.3	2.5	18	62	.1	1.4	
KCBS-FM	SP '05	59	340	.2	3.6	100	377	.4	4.7	160	603	.7	4.8	108	396	.4	4.4	56	179	.2	4.6	
	4-Book	50	230	.2	3.0	49	227	.2	2.3	114	465	.5	3.6	98	322	.4	4.1	38	145	.2	3.1	
+KDAY-FM	SP '05	8	27	.5		5	34		.2	17	57	.1	.5	3	30		.1	1	14		.1	
	4-Book	17	59	.1	1.1	15	50		.7	32	103	.2	1.0	25	74	.1	1.0	10	50	.1	.8	
KDLT-FM	SP '05	4	35	.2						36	94	.1	1.1	50	127	.2	2.0	4	27		.3	
	4-Book	2	14		.1	4	20		.2	20	86	.1	.6	25	76	.1	1.0	7	34		.5	
KDLE-FM	SP '05	10	44	.6		3	32		.1	18	84	.1	.5	12	54		.5	4	34		.3	
	4-Book	3	14		.2	4	28		.2	22	64	.1	.7	8	25		.3	1	9		.1	
KEBN-FM	SP '05									18	36	.1	.5	13	36	.1	.5					
	4-Book	**	**	**	**	**	**	**	**	**	**	**	**	**	**	**	**	**	**	**	**	**
KFI -AM	SP '05	57	228	.2	3.5	32	114	.1	1.5	71	194	.3	2.1	24	77	.1	1.0	61	211	.2	5.0	
	4-Book	48	211	.2	3.0	72	221	.3	3.4	78	250	.3	2.5	48	158	.2	2.0	71	256	.3	5.8	
KFSH-FM	SP '05	8	104	.5		26	129	.1	1.2	29	180	.1	.9	9	79		.4	1	15		.1	
	4-Book	9	55		.5	24	130	.1	1.1	25	140	.1	.8	17	77	.1	.7	4	23		.4	
KFWB-AM	SP '05	38	171	.2	2.3	57	262	.2	2.7	86	393	.3	2.6	86	367	.3	3.5	13	146	.1	1.1	
	4-Book	37	150	.2	2.2	53	245	.2	2.5	71	350	.3	2.2	51	218	.2	2.1	15	119	.1	1.2	
KHHT-FM	SP '05	78	243	.3	4.8	82	190	.3	3.8	40	187	.2	1.2	57	198	.2	2.3	82	176	.3	6.8	
	4-Book	68	189	.3	4.2	46	135	.2	2.2	57	192	.2	1.8	66	205	.3	2.7	75	179	.3	6.1	
KHJ -AM	SP '05	14	36	.1	.9	24	46	.1	1.1	17	45	.1	.5	34	69	.1	1.4	19	38	.1	1.6	
	4-Book	16	57	.1	1.0	25	61	.1	1.2	23	70	.1	.7	24	52	.1	1.0	14	42	.1	1.1	
KIIS-FM	SP '05	32	108	.1	2.0	55	158	.2	2.6	93	368	.4	2.8	75	209	.3	3.0	27	106	.1	2.2	
	4-Book	22	103	.1	1.4	37	127	.1	1.7	68	287	.3	2.2	47	160	.2	2.0	17	87	.1	1.4	
KVVS-FM	SP '05									4	36		.1									
	4-Book	5	9		.4					3	19		.1	2	10		.1					

** Station(s) not reported this survey.

* Listener estimates adjusted for reported broadcast schedule.

+ Station(s) changed call letters - see Page 13.

4-Book: Avg. of current and previous 3 surveys.
2-Book: Avg. of most recent 2 surveys.

Target Listener Estimates

Men 35-64

	Saturday 7PM-MID				Sunday 6AM-10AM				Sunday 10AM-3PM				Sunday 3PM-7PM				Sunday 7PM-MID			
	AQH (00)	Cume (00)	AQH Rtg	AQH Shr	AQH (00)	Cume (00)	AQH Rtg	AQH Shr	AQH (00)	Cume (00)	AQH Rtg	AQH Shr	AQH (00)	Cume (00)	AQH Rtg	AQH Shr	AQH (00)	Cume (00)	AQH Rtg	AQH Shr
KJLH-FM																				
SP '05	23	108	.1	1.4	59	185	.2	2.7	52	254	.2	1.6	24	49	.1	1.0	16	61	.1	1.3
4-Book	30	103	.2	1.8	84	220	.3	3.9	90	300	.4	2.9	60	135	.3	2.5	28	84	.1	2.2
KKBT-FM																				
SP '05	19	83	.1	1.2	36	92	.1	1.7	35	112	.1	1.1	40	141	.2	1.6	15	92	.1	1.2
4-Book	23	97	.1	1.4	27	76	.1	1.3	30	95	.1	.9	38	118	.2	1.6	24	101	.1	1.9
KKLA-FM																				
SP '05	1	15	.1	.9	20	39	.1	.9	6	48	.2	.2	2	14	.1	.1	6	20	.1	.5
4-Book	4	22	.2	.7	15	62	.1	.7	11	52	.4	.4	5	15	.2	.2	8	29	.1	.7
KLAC-AM																				
SP '05	7	20	.4	.4	9	58	.4	.4	15	74	.1	.5	22	78	.1	.9	7	28	.1	.6
4-Book	12	60	.7	.4	9	37	.4	.4	20	70	.1	.6	11	47	.5	.5	13	48	.1	1.1
KLAX-FM																				
SP '05	64	195	.3	3.9	128	247	.5	6.0	152	348	.6	4.6	68	159	.3	2.8	36	155	.1	3.0
4-Book	49	136	.2	3.0	103	229	.4	4.8	101	293	.4	3.2	68	160	.3	2.8	31	117	.1	2.5
KLOS-FM																				
SP '05	34	104	.1	2.1	63	278	.3	2.9	138	419	.6	4.2	120	428	.5	4.9	39	131	.2	3.2
4-Book	41	177	.2	2.6	62	217	.3	2.9	123	427	.5	3.9	103	366	.4	4.3	31	145	.2	2.5
KLSX-FM																				
SP '05	2	16	.1	1.4	31	143	.1	1.4	23	126	.1	.7	17	61	.1	.7	3	27	.1	.2
4-Book	21	68	.1	1.3	57	170	.2	2.6	41	171	.2	1.3	35	113	.2	1.5	22	82	.1	1.7
KLTX-AM																				
SP '05	9	48	.6	.7	15	38	.1	.7									9	48	.7	.7
4-Book	10	35	.6	.9	20	49	.1	.9	12	35	.1	.4	14	24	.1	.6	7	32	.5	.5
KLVE-FM																				
SP '05	59	221	.2	3.6	38	167	.2	1.8	145	398	.6	4.4	61	185	.2	2.5	35	161	.1	2.9
4-Book	76	233	.3	4.8	69	206	.3	3.3	111	312	.5	3.5	82	193	.3	3.4	40	149	.2	3.3
KLYY-FM																				
SP '05	35	116	.1	2.1	48	112	.2	2.2	67	184	.3	2.0	23	64	.1	.9	2	24	.1	.2
4-Book	27	91	.1	1.7	32	88	.1	1.5	45	122	.2	1.4	31	88	.1	1.3	8	35	.1	.7
KMXE-AM																				
SP '05	18	46	.1	1.1	11	40	.5	.5	11	53	.3	.3	15	20	.1	.6	13	32	.1	1.1
4-Book	**	**	**	**	**	**	**	**	**	**	**	**	**	**	**	**	**	**	**	**
KMZT-FM																				
SP '05	83	189	.3	5.1	32	99	.1	1.5	93	253	.4	2.8	79	180	.3	3.2	79	219	.3	6.5
4-Book	46	136	.2	2.8	30	117	.1	1.4	66	239	.3	2.1	56	168	.2	2.3	37	117	.2	3.0
KNX -AM																				
SP '05	19	89	.1	1.2	75	337	.3	3.5	76	365	.3	2.3	35	237	.1	1.4	14	84	.1	1.2
4-Book	20	86	.1	1.2	64	288	.3	3.0	75	336	.3	2.4	38	188	.2	1.6	23	116	.1	1.9
KOST-FM																				
SP '05	55	312	.2	3.4	51	257	.2	2.4	94	388	.4	2.8	73	271	.3	3.0	69	278	.3	5.7
4-Book	69	285	.3	4.3	61	247	.3	2.9	113	389	.5	3.6	82	275	.4	3.4	50	221	.2	4.0
KPWR-FM																				
SP '05	41	164	.2	2.5	22	48	.1	1.0	36	185	.1	1.1	12	32	.5	.5	25	82	.1	2.1
4-Book	39	151	.2	2.4	25	82	.1	1.2	46	167	.2	1.4	41	126	.2	1.7	39	129	.2	3.2
KRCD-FM																				
SP '05	19	62	.1	1.2	79	142	.3	3.7	38	113	.2	1.2	75	226	.3	3.0	16	75	.1	1.3
4-Book	37	113	.2	2.4	43	105	.2	2.0	58	148	.3	1.8	48	142	.2	2.0	27	94	.1	2.2
KRCV-FM																				
SP '05	13	58	.1	.8	41	102	.2	1.9	50	166	.2	1.5	6	50	.2	.2	14	60	.1	1.2
4-Book	17	64	.1	1.0	29	75	.2	1.4	44	116	.2	1.4	27	79	.1	1.1	26	72	.1	2.1

Target Listener Estimates - Men 35-64

** Station(s) not reported this survey.

* Listener estimates adjusted for reported broadcast schedule.

+ Station(s) changed call letters - see Page 13.

4-Book: Avg. of current and previous 3 surveys.
2-Book: Avg. of most recent 2 surveys.

Target Listener Estimates

Men 35-64																			
Saturday 7PM-MID				Sunday 6AM-10AM				Sunday 10AM-3PM				Sunday 3PM-7PM				Sunday 7PM-MID			
AQH (00)	Cume (00)	AQH Rtg	AQH Shr	AQH (00)	Cume (00)	AQH Rtg	AQH Shr	AQH (00)	Cume (00)	AQH Rtg	AQH Shr	AQH (00)	Cume (00)	AQH Rtg	AQH Shr	AQH (00)	Cume (00)	AQH Rtg	AQH Shr
KRLA-AM																			
SP '05																			
5	13		.3					8	13		.2					7	27		.6
4-Book																			
7	27		.4	8	20		.3	7	27		.2	3	9		.1	5	24		.4
KROQ-FM																			
SP '05																			
28	99	.1	1.7	47	187	.2	2.2	129	424	.5	3.9	92	251	.4	3.7	57	222	.2	4.7
4-Book																			
32	146	.1	2.0	48	172	.2	2.3	85	310	.4	2.7	71	208	.3	2.9	42	171	.2	3.4
KRTH-FM																			
SP '05																			
54	234	.2	3.3	84	238	.3	3.9	89	400	.4	2.7	113	279	.5	4.6	18	85	.1	1.5
4-Book																			
62	258	.3	3.9	83	305	.3	3.9	141	535	.6	4.5	107	349	.4	4.4	35	150	.2	2.8
KSCA-FM																			
SP '05																			
21	101	.1	1.3	61	192	.2	2.8	59	159	.2	1.8	38	102	.2	1.5	2	32		.2
4-Book																			
38	99	.2	2.4	72	189	.3	3.4	56	155	.2	1.8	40	90	.2	1.6	15	57	.1	1.2
KSPN-AM																			
SP '05																			
17	82	.1	1.0	8	51		.4	49	237	.2	1.5	60	155	.2	2.4	17	58	.1	1.4
4-Book																			
19	67	.1	1.1	11	57	.1	.5	43	159	.2	1.4	34	123	.2	1.4	16	66	.1	1.3
KSSE-FM																			
SP '05																			
10	41		.6	50	109	.2	2.3	55	166	.2	1.7	44	137	.2	1.8	18	54	.1	1.5
4-Book																			
17	55	.1	1.1	26	73	.1	1.2	39	125	.2	1.3	20	68	.1	.9	11	47		.9
+KTLK-AM																			
SP '05																			
5	45		.3	6	31		.3	1	12			13	70	.1	.5	37	98	.2	3.1
4-Book																			
3	21		.2	4	29		.2	2	19		.1	8	39	.1	.4	11	34	.1	1.0
KTNQ-AM																			
SP '05																			
4	31		.2	4	14		.2	16	36	.1	.5	16	50	.1	.6	10	36		.8
4-Book																			
5	26		.3	7	29		.3	24	54	.1	.8	27	59	.1	1.1	9	33		.7
KTWV-FM																			
SP '05																			
116	337	.5	7.1	94	251	.4	4.4	137	508	.6	4.1	98	349	.4	4.0	44	151	.2	3.6
4-Book																			
99	326	.4	6.1	99	311	.4	4.6	159	504	.7	5.0	117	355	.5	4.8	56	217	.3	4.5
KWIZ-FM																			
SP '05																			
				2	14		.1	4	32		.1	7	65		.3				
4-Book																			
6	27		.4	11	35	.1	.5	6	36		.2	7	30		.3	6	20		.5
KWVE-FM																			
SP '05																			
5	43		.3	4	24		.2	3	26		.1					2	20		.2
4-Book																			
11	41		.7	14	58	.1	.7	19	90	.1	.6	7	21		.3	9	34		.8
KXOL-FM																			
SP '05																			
30	113	.1	1.8	54	154	.2	2.5	42	112	.2	1.3	48	138	.2	1.9	25	117	.1	2.1
4-Book																			
25	93	.1	1.6	34	100	.1	1.6	49	127	.2	1.6	28	85	.1	1.2	22	84	.1	1.8
KYSR-FM																			
SP '05																			
69	176	.3	4.2	40	123	.2	1.9	65	307	.3	2.0	41	144	.2	1.7	9	64		.7
4-Book																			
35	115	.1	2.1	30	114	.1	1.4	59	270	.2	1.9	43	166	.2	1.8	13	66		1.0
KZLA-FM																			
SP '05																			
6	29		.4	30	143	.1	1.4	96	306	.4	2.9	62	223	.3	2.5	9	83		.7
4-Book																			
18	75	.1	1.2	48	187	.2	2.3	102	328	.4	3.2	52	196	.2	2.1	11	89		.9
XTRA-AM																			
SP '05																			
18	41	.1	1.1	3	32		.1	5	46		.2	3	14		.1				
4-Book																			
8	32		.5	5	23		.2	7	41		.2	6	30		.2	1	3		.1
KGGI-FM																			
SP '05																			
19	80	.1	1.2					13	30	.1	.4	4	16		.2	16	16	.1	1.3
4-Book																			
6	29		.4					6	15		.2	5	15		.2	7	7	.1	.6
KOLA-FM																			
SP '05																			
5	26		.3	8	34		.4	14	95	.1	.4	13	60	.1	.5	1	12		.1
4-Book																			
**	**	**	**	**	**	**	**	**	**	**	**	**	**	**	**	**	**	**	**
TOTALS																			
SP '05																			
1633	5447	6.6		2149	6277	8.7		3303	8977	13.4		2463	6647	10.0		1212	4072	4.9	
4-Book																			
1613	5172	6.6		2142	6315	8.8		3169	8860	13.0		2428	6500	9.9		1234	4146	5.0	

** Station(s) not reported this survey.

* Listener estimates adjusted for reported broadcast schedule.

+ Station(s) changed call letters - see Page 13.

4-Book: Avg. of current and previous 3 surveys.
2-Book: Avg. of most recent 2 surveys.

Target Listener Trends

Target Listener Trends - Women 12-24

	Women 12-24																			
	Monday-Sunday 6AM-MID				Monday-Friday 6AM-10AM				Monday-Friday 10AM-3PM				Monday-Friday 3PM-7PM				Monday-Friday 7PM-MID			
	AQH (00)	Cume (00)	AQH Rtg	AQH Shr	AQH (00)	Cume (00)	AQH Rtg	AQH Shr	AQH (00)	Cume (00)	AQH Rtg	AQH Shr	AQH (00)	Cume (00)	AQH Rtg	AQH Shr	AQH (00)	Cume (00)	AQH Rtg	AQH Shr
KABC-AM																				
SP '05	1	35	.1		1	19				13			1	29			3	17		.2
WI '05	1	76	.1			13			3	26		.2	1	24				13		
FA '04	2	25	.1						6	12	.1	.4	6	25	.1	.3				
SU '04	1	78	.1		1	29		.1	1	41			1	23				11		
4-Book	1	54	.1		1	15			3	23		.2	2	25		.1	1	10		.1
SP '04	1	68	.1		1	12		.1		21				13			2	12		.1
KAZN-AM																				
SP '05	**	**	**	**	**	**	**	**	**	**	**	**	**	**	**	**	**	**	**	**
WI '05	**	**	**	**	**	**	**	**	**	**	**	**	**	**	**	**	**	**	**	**
FA '04	**	**	**	**	**	**	**	**	**	**	**	**	**	**	**	**	**	**	**	**
SU '04	**	**	**	**	**	**	**	**	**	**	**	**	**	**	**	**	**	**	**	**
4-Book	**	**	**	**	**	**	**	**	**	**	**	**	**	**	**	**	**	**	**	**
SP '04	**	**	**	**	**	**	**	**	**	**	**	**	**	**	**	**	**	**	**	**
KBIG-FM																				
SP '05	29	846	.2	1.7	24	291	.2	1.2	42	374	.4	2.4	38	341	.3	1.7	18	204	.2	1.4
WI '05	28	849	.2	1.7	16	263	.1	.9	45	353	.4	2.7	43	396	.4	1.9	20	203	.2	1.5
FA '04	19	943	.2	1.1	18	389	.2	.9	22	282	.2	1.4	24	407	.2	1.1	12	244	.1	.8
SU '04	20	935	.2	1.1	19	246	.2	1.0	34	386	.3	1.7	23	329	.2	1.1	11	226	.1	.8
4-Book	24	893	.2	1.4	19	297	.2	1.0	36	349	.3	2.1	32	368	.3	1.5	15	219	.2	1.1
SP '04	26	1038	.2	1.5	31	331	.3	1.6	52	455	.4	3.2	26	423	.2	1.2	10	239	.1	.7
KBUA-FM																				
SP '05	8	187	.1	.5	19	138	.2	.9	7	61	.1	.4	4	54		.2	4	26		.3
WI '05	17	202	.1	1.0	15	131	.1	.8	20	159	.2	1.2	17	105	.1	.7	16	119	.1	1.2
FA '04	12	197	.1	.7	19	107	.2	1.0	9	82	.1	.6	10	133	.1	.5	11	109	.1	.8
SU '04	12	182	.1	.7	13	96	.1	.7	16	97	.1	.8	11	107	.1	.5	8	32	.1	.6
4-Book	12	192	.1	.7	17	118	.2	.9	13	100	.1	.8	11	100	.1	.5	10	72	.1	.7
SP '04	12	185	.1	.7	12	92	.1	.6	13	94	.1	.8	15	116	.1	.7	9	84	.1	.7
KBUE-FM																				
SP '05	63	1050	.5	3.8	69	574	.6	3.4	81	503	.7	4.7	58	451	.5	2.6	50	437	.4	3.8
WI '05	49	1046	.4	2.9	32	279	.3	1.7	56	572	.5	3.4	68	636	.6	3.0	47	429	.4	3.6
FA '04	79	1089	.7	4.7	75	443	.6	3.8	85	489	.7	5.5	106	605	.9	4.9	59	406	.5	4.2
SU '04	48	944	.4	2.7	68	385	.6	3.6	48	484	.4	2.3	54	448	.5	2.5	38	349	.3	2.7
4-Book	60	1032	.5	3.5	61	420	.5	3.1	68	512	.6	4.0	72	535	.6	3.3	49	405	.4	3.6
SP '04	108	1350	.9	6.4	105	642	.9	5.4	93	713	.8	5.7	128	870	1.1	5.8	111	660	.9	8.0
KCBS-FM																				
SP '05	23	909	.2	1.4	33	355	.3	1.6	30	359	.3	1.7	34	481	.3	1.5	10	276	.1	.8
WI '05	15	631	.1	.9	9	186	.1	.5	20	298	.2	1.2	21	311	.2	.9	10	192	.1	.8
FA '04	14	685	.1	.8	8	144	.1	.4	13	268	.1	.8	26	386	.2	1.2	11	245	.1	.8
SU '04	21	961	.2	1.2	18	236	.2	.9	36	423	.3	1.8	22	414	.2	1.0	14	319	.1	1.0
4-Book	18	797	.2	1.1	17	230	.2	.9	25	337	.2	1.4	26	398	.2	1.2	11	258	.1	.9
SP '04	16	778	.1	1.0	16	291	.1	.8	17	344	.1	1.0	20	401	.2	.9	13	218	.1	.9
+KDAY-FM																				
SP '05	22	1047	.2	1.3	14	332	.1	.7	27	482	.2	1.6	38	568	.3	1.7	18	320	.2	1.4
WI '05	34	1059	.3	2.0	32	474	.3	1.7	40	390	.3	2.4	41	518	.3	1.8	22	339	.2	1.7
FA '04	24	823	.2	1.4	24	291	.2	1.2	19	354	.2	1.2	33	371	.3	1.5	22	282	.2	1.5
SU '04	11	409	.1	.6	11	131	.1	.6	13	155	.1	.6	15	158	.1	.7	4	89		.3
4-Book	23	835	.2	1.3	20	307	.2	1.1	25	345	.2	1.5	32	404	.3	1.4	17	258	.2	1.2
SP '04	16	306	.1	1.0	10	108	.1	.5	7	111	.1	.4	34	201	.3	1.5	11	134	.1	.8
KOLD-FM																				
SP '05	13	384	.1	.8	13	151	.1	.6	22	250	.2	1.3	21	284	.2	.9	5	131		.4
WI '05	5	199		.3	3	81		.2	7	98		.4	9	125		.4	5	72		.4
FA '04	3	107		.2	1	56		.1	5	60		.3	3	64		.1	2	38		.1
SU '04	6	208		.3	2	51		.1	10	71		.5	13	121		.6	4	77		.3
4-Book	7	225		.4	5	85		.3	11	120		.6	12	149		.5	4	80		.3
SP '04	4	161		.2	5	81		.3	4	63		.2	6	58		.3	5	78		.4

** Station(s) not reported this survey. * Listener estimates adjusted for reported broadcast schedule. + Station(s) changed call letters - see Page 13. 4-Book: Avg. of current and previous 3 surveys. 2-Book: Avg. of most recent 2 surveys.

Target Listener Trends

	Women 12-24																			
	Monday-Sunday 6AM-MID				Monday-Friday 6AM-10AM				Monday-Friday 10AM-3PM				Monday-Friday 3PM-7PM				Monday-Friday 7PM-MID			
	AQH (00)	Cume (00)	AQH Rtg	AQH Shr	AQH (00)	Cume (00)	AQH Rtg	AQH Shr	AQH (00)	Cume (00)	AQH Rtg	AQH Shr	AQH (00)	Cume (00)	AQH Rtg	AQH Shr	AQH (00)	Cume (00)	AQH Rtg	AQH Shr
KDLE-FM																				
SP '05	6	223	.1	.4	3	74		.1	8	86	.1	.5	8	139	.1	.4	1	60		.1
WI '05	3	131		.2	2	28		.1	5	60		.3	6	85	.1	.3	2	26		.2
FA '04	8	308	.1	.5	7	171	.1	.4	10	142	.1	.6	13	188	.1	.6	5	95		.4
SU '04	10	260	.1	.6	7	86	.1	.4	2	76		.1	19	178	.2	.9	16	123	.1	1.2
4-Book	7	231	.1	.4	5	90	.1	.3	6	91	.1	.4	12	148	.1	.6	6	76		.5
SP '04	3	220		.2	4	95		.2	1	64		.1	5	102		.2	5	91		.4
KEBN-FM																				
SP '05	10	190	.1	.6	15	79	.1	.7	21	134	.2	1.2	10	97	.1	.4	2	29		.2
WI '05	**	**	**	**	**	**	**	**	**	**	**	**	**	**	**	**	**	**	**	**
FA '04	**	**	**	**	**	**	**	**	**	**	**	**	**	**	**	**	**	**	**	**
SU '04	**	**	**	**	**	**	**	**	**	**	**	**	**	**	**	**	**	**	**	**
4-Book	**	**	**	**	**	**	**	**	**	**	**	**	**	**	**	**	**	**	**	**
SP '04	**	**	**	**	**	**	**	**	**	**	**	**	**	**	**	**	**	**	**	**
KFI -AM																				
SP '05	3	138		.2	5	69		.2	2	60		.1	7	57	.1	.3	1	12		.1
WI '05	5	156		.3	5	83		.3	5	67		.3	7	79	.1	.3	6	45	.1	.5
FA '04	8	200	.1	.5	15	93	.1	.8	22	121	.2	1.4	7	55	.1	.3	2	27		.1
SU '04	4	127		.2	5	46		.3	4	63		.2	7	60	.1	.3	2	9		.1
4-Book	5	155		.3	8	73		.4	8	78	.1	.5	7	63	.1	.3	3	23		.2
SP '04	8	240	.1	.5	6	66	.1	.3	11	96	.1	.7	18	113	.2	.8	2	23		.1
KFSH-FM																				
SP '05	9	288	.1	.5	19	179	.2	.9	12	124	.1	.7	7	151	.1	.3	2	58		.2
WI '05	11	338	.1	.7	13	128	.1	.7	9	131	.1	.5	21	187	.2	.9	6	111	.1	.5
FA '04	20	502	.2	1.2	13	187	.1	.7	13	203	.1	.8	25	229	.2	1.1	28	197	.2	2.0
SU '04	23	475	.2	1.3	24	165	.2	1.3	31	234	.3	1.5	41	263	.3	1.9	9	179	.1	.6
4-Book	16	401	.2	.9	17	165	.2	.9	16	173	.2	.9	24	208	.2	1.1	11	136	.1	.8
SP '04	13	432	.1	.8	13	164	.1	.7	9	154	.1	.5	20	230	.2	.9	9	156	.1	.7
KFVB-AM																				
SP '05	4	197		.2	10	94	.1	.5	20	11			4	82		.2	2	58		.2
WI '05	3	199		.2	9	147	.1	.5	11				4	67		.2	2	10		.2
FA '04	1	168		.1	1	37		.1	1	65		.1	2	65		.1	1	11		
SU '04	3	157		.2	5	100		.3	3	34		.1	4	59		.2	1	10		.1
4-Book	3	180		.2	6	95	.1	.4	1	33		.1	4	68		.2	1	22		.1
SP '04	3	212		.2	11	123	.1	.6	1	18			2	38		.1	1	53		.1
KHHT-FM																				
SP '05	92	1916	.8	5.5	79	797	.7	3.9	107	858	.9	6.2	99	897	.8	4.4	88	844	.7	6.7
WI '05	74	2089	.6	4.4	68	897	.6	3.6	57	742	.5	3.5	68	863	.6	3.0	87	917	.7	6.7
FA '04	76	1944	.6	4.5	49	567	.4	2.5	64	724	.5	4.1	82	955	.7	3.8	104	883	.9	7.3
SU '04	93	2093	.8	5.2	91	685	.8	4.8	95	960	.8	4.6	89	823	.7	4.1	111	949	.9	8.0
4-Book	84	2011	.7	4.9	72	737	.6	3.7	81	821	.7	4.6	85	885	.7	3.8	98	898	.8	7.2
SP '04	102	1940	.9	6.1	96	780	.8	5.0	87	839	.7	5.3	104	949	.9	4.7	130	1106	1.1	9.4
KHJ -AM																				
SP '05	4	113		.2	2	28		.1	1	41		.1	10	40	.1	.4	1	30		.1
WI '05	3	95		.2	2	27		.1	2	40		.1	7	13	.1	.3	3	13		.2
FA '04	1	65		.1	1	36		.1	1	13										
SU '04	3	80		.2	3	10		.2	7	59	.1	.3	2	22		.1				
4-Book	3	88		.2	2	25		.1	3	38		.1	5	19	.1	.2	1	11		.1
SP '04	4	150		.2	9	57	.1	.5	2	35		.1	3	46		.1	1	46		.1
KIIS-FM																				
SP '05	247	5802	2.1	14.8	306	3232	2.6	15.3	200	2395	1.7	11.6	333	3572	2.8	14.9	233	2547	2.0	17.8
WI '05	272	5992	2.3	16.2	291	2989	2.5	15.5	203	2443	1.7	12.3	417	3703	3.5	18.2	218	2729	1.8	16.7
FA '04	266	5671	2.2	15.8	321	3129	2.7	16.3	195	2493	1.6	12.6	377	3395	3.2	17.3	230	2555	1.9	16.2
SU '04	242	5342	2.0	13.6	243	2484	2.0	12.8	292	3014	2.5	14.3	297	3105	2.5	13.8	184	2252	1.5	13.3
4-Book	257	5702	2.2	15.1	290	2959	2.5	15.0	223	2586	1.9	12.7	356	3444	3.0	16.1	216	2521	1.8	16.0
SP '04	214	5212	1.8	12.7	237	2499	2.0	12.2	172	2604	1.4	10.5	339	3077	2.9	15.4	178	2125	1.5	12.9

** Station(s) not reported this survey.

* Listener estimates adjusted for reported broadcast schedule.

+ Station(s) changed call letters - see Page 13.

4-Book: Avg. of current and previous 3 surveys.
2-Book: Avg. of most recent 2 surveys.

Target Listener Trends

Women 12-24

Target Listener Trends - Women 12-24

	Monday-Sunday 6AM-MID				Monday-Friday 6AM-10AM				Monday-Friday 10AM-3PM				Monday-Friday 3PM-7PM				Monday-Friday 7PM-MID			
	AQH (00)	Cume (00)	AQH Rtg	AQH Shr	AQH (00)	Cume (00)	AQH Rtg	AQH Shr	AQH (00)	Cume (00)	AQH Rtg	AQH Shr	AQH (00)	Cume (00)	AQH Rtg	AQH Shr	AQH (00)	Cume (00)	AQH Rtg	AQH Shr
KVVS-FM																				
SP '05	12	148	.1	.7	15	100	.1	.7	11	72	.1	.6	19	100	.2	.9	10	119	.1	.8
WI '05	27	262	.2	1.6	35	167	.3	1.9	16	147	.1	1.0	30	179	.3	1.3	15	123	.1	1.1
FA '04	9	147	.1	.5	11	128	.1	.6	5	74	.1	.3	12	110	.1	.6	5	98	.1	.4
SU '04	7	98	.1	.4	6	64	.1	.3	8	88	.1	.4	11	79	.1	.5	8	65	.1	.6
4-Book	14	164	.1	.8	17	115	.2	.9	10	95	.1	.6	18	117	.2	.8	10	101	.1	.7
SP '04	6	135	.1	.4	14	96	.1	.7	4	95	.1	.2	9	88	.1	.4	1	39	.1	.1
KJLH-FM																				
SP '05	14	331	.1	.8	8	100	.1	.4	12	87	.1	.7	22	121	.2	1.0	13	99	.1	1.0
WI '05	17	534	.1	1.0	21	187	.2	1.1	9	127	.1	.5	13	136	.1	.6	14	125	.1	1.1
FA '04	39	646	.3	2.3	40	209	.3	2.0	41	193	.3	2.6	34	286	.3	1.6	24	211	.2	1.7
SU '04	37	589	.3	2.1	35	244	.3	1.8	32	280	.3	1.6	36	263	.3	1.7	38	230	.3	2.7
4-Book	27	525	.2	1.6	26	185	.2	1.3	24	172	.2	1.4	26	202	.2	1.2	22	166	.2	1.6
SP '04	16	482	.1	1.0	13	108	.1	.7	16	161	.1	1.0	13	196	.1	.6	16	156	.1	1.2
KKBT-FM																				
SP '05	159	3980	1.3	9.5	175	1752	1.5	8.7	141	1740	1.2	8.2	233	2458	2.0	10.4	154	1780	1.3	11.8
WI '05	149	3979	1.3	8.9	163	1705	1.4	8.7	114	1837	1.0	6.9	196	2320	1.7	8.6	142	1960	1.2	10.9
FA '04	136	3764	1.1	8.1	179	1666	1.5	9.1	99	1547	.8	6.4	186	2192	1.6	8.5	123	1759	1.0	8.7
SU '04	177	4317	1.5	9.9	162	1823	1.4	8.5	206	2426	1.7	10.1	229	2412	1.9	10.6	154	1834	1.3	11.1
4-Book	155	4010	1.3	9.1	170	1737	1.5	8.8	140	1888	1.2	7.9	211	2346	1.8	9.5	143	1833	1.2	10.6
SP '04	153	4145	1.3	9.1	150	1840	1.3	7.7	157	2069	1.3	9.5	202	2362	1.7	9.2	121	1724	1.0	8.8
KKLA-FM																				
SP '05	3	128	.2	.1	3	57	.1	.1	2	27	.1	.1	11	71	.1	.5		15		
WI '05	2	121	.1	.1	8	84	.1	.4	1	28	.1	.1	1	38	.1	.1		14		
FA '04	3	107	.2	.1	6	75	.1	.3	1	25	.1	.1	2	34	.1	.1	3	50	.2	.2
SU '04	1	67	.1	.1	1	12	.1	.1	4	24	.1	.1	4	24	.2	.2	1	23	.1	.1
4-Book	2	106	.2	.1	4	57	.1	.2	1	20	.1	.1	5	42	.2	.2	1	26	.1	.1
SP '04	1	52	.1	.1	1	36	.1	.1	2	24	.1	.1		12				9		
KLAC-AM																				
SP '05		29															1	12	.1	.1
WI '05																				
FA '04	1	104	.1	.1	2	27	.1	.1	2	40	.1	.1		16			2	49	.1	.1
SU '04	2	76	.1	.1					8	64	.1	.4	2	27	.1	.1				
4-Book	1	52	.1	.1	1	7	.1	.1	3	26	.1	.1	1	11	.1	.1	1	15	.1	.1
SP '04	2	164	.1	.1	2	35	.1	.1	1	23	.1	.1	3	36	.1	.1	3	87	.2	.2
KLAX-FM																				
SP '05	54	1117	.5	3.2	84	406	.7	4.2	62	534	.5	3.6	63	543	.5	2.8	32	339	.3	2.5
WI '05	38	966	.3	2.3	43	267	.4	2.3	38	440	.3	2.3	47	406	.4	2.1	28	284	.2	2.1
FA '04	48	898	.4	2.8	84	421	.7	4.3	58	450	.5	3.7	48	352	.4	2.2	22	215	.2	1.5
SU '04	53	983	.4	3.0	80	490	.7	4.2	63	501	.5	3.1	57	521	.5	2.6	24	336	.2	1.7
4-Book	48	991	.4	2.8	73	396	.6	3.8	55	481	.5	3.2	54	456	.5	2.4	27	294	.2	2.0
SP '04	37	1117	.3	2.2	63	511	.5	3.3	39	378	.3	2.4	33	469	.3	1.5	15	314	.1	1.1
KLOS-FM																				
SP '05	15	636	.1	.9	14	162	.1	.7	14	285	.1	.8	24	335	.2	1.1	12	196	.1	.9
WI '05	21	754	.2	1.3	35	362	.3	1.9	26	296	.2	1.6	28	296	.2	1.2	13	264	.1	1.0
FA '04	13	597	.1	.8	18	260	.2	.9	11	275	.1	.7	14	278	.1	.6	11	218	.1	.8
SU '04	15	914	.1	.8	17	270	.1	.9	12	293	.1	.6	25	438	.2	1.2	12	214	.1	.9
4-Book	16	725	.1	1.0	21	264	.2	1.1	16	287	.1	.9	23	337	.2	1.0	12	223	.1	.9
SP '04	15	827	.1	.9	16	266	.1	.8	19	274	.2	1.2	17	329	.1	.8	11	206	.1	.8
KLSX-FM																				
SP '05	7	260	.1	.4	14	129	.1	.7	10	94	.1	.6	9	48	.1	.4	2	50	.2	.2
WI '05	15	276	.1	.9	26	165	.2	1.4	31	98	.3	1.9	18	91	.2	.8	7	69	.1	.5
FA '04	12	304	.1	.7	30	155	.3	1.5	21	181	.2	1.4	9	37	.1	.4	5	54	.4	.4
SU '04	10	258	.1	.6	22	111	.2	1.2	9	139	.1	.4	14	104	.1	.6	2	64	.1	.1
4-Book	11	275	.1	.7	23	140	.2	1.2	18	128	.2	1.1	13	70	.1	.6	4	59	.3	.3
SP '04	12	256	.1	.7	32	122	.3	1.7	15	96	.1	.9	18	119	.2	.8	1	37	.1	.1

** Station(s) not reported this survey.

* Listener estimates adjusted for reported broadcast schedule.

+ Station(s) changed call letters - see Page 13.

4-Book: Avg. of current and previous 3 surveys.
2-Book: Avg. of most recent 2 surveys.

Target Listener Trends

Women 12-24																					
Monday-Sunday 6AM-MID				Monday-Friday 6AM-10AM				Monday-Friday 10AM-3PM				Monday-Friday 3PM-7PM				Monday-Friday 7PM-MID					
AQH (00)	Cume (00)	AQH Rtg	AQH Shr	AQH (00)	Cume (00)	AQH Rtg	AQH Shr	AQH (00)	Cume (00)	AQH Rtg	AQH Shr	AQH (00)	Cume (00)	AQH Rtg	AQH Shr	AQH (00)	Cume (00)	AQH Rtg	AQH Shr		
KLTX-AM																					
SP '05	8	127	.1	.5	8	67	.1	.4	11	87	.1	.6	10	67	.1	.4	7	67	.1	.5	
WI '05	7	114	.1	.4	3	52	.2	.2	7	25	.1	.4	9	49	.1	.4	9	62	.1	.7	
FA '04	4	39	.2	.2	13	39	.1	.7		12			3	13		.1	2	25		.1	
SU '04	6	86	.1	.3	6	32	.1	.3	7	65	.1	.3	5	65		.2	3	44		.2	
4-Book	6	92	.1	.4	8	48	.1	.4	8	47	.1	.3	7	49	.1	.3	5	50	.1	.4	
SP '04	4	108	.2	.2	9	94	.1	.5	2	19		.1	2	25		.1	2	47		.1	
KLVE-FM																					
SP '05	59	1445	.5	3.5	63	579	.5	3.1	87	675	.7	5.1	59	568	.5	2.6	42	490	.4	3.2	
WI '05	60	1436	.5	3.6	68	600	.6	3.6	67	629	.6	4.1	76	659	.6	3.3	50	575	.4	3.8	
FA '04	79	1540	.7	4.7	80	668	.7	4.1	87	526	.7	5.6	75	615	.6	3.4	71	707	.6	5.0	
SU '04	73	1396	.6	4.1	82	583	.7	4.3	88	660	.7	4.3	94	700	.8	4.4	41	406	.3	3.0	
4-Book	68	1454	.6	4.0	73	608	.6	3.8	82	623	.7	4.8	76	636	.6	3.4	51	545	.4	3.8	
SP '04	61	1328	.5	3.6	58	593	.5	3.0	85	645	.7	5.2	64	638	.5	2.9	52	476	.4	3.8	
KLYY-FM																					
SP '05	32	550	.3	1.9	28	150	.2	1.4	49	261	.4	2.9	57	263	.5	2.6	7	122	.1	.5	
WI '05	32	625	.3	1.9	27	274	.2	1.4	62	370	.5	3.8	43	324	.4	1.9	15	212	.1	1.1	
FA '04	30	417	.3	1.8	28	196	.2	1.4	53	276	.4	3.4	38	236	.3	1.7	7	96	.1	.5	
SU '04	23	591	.2	1.3	22	214	.2	1.2	37	304	.3	1.8	31	244	.3	1.4	11	162	.1	.8	
4-Book	29	546	.3	1.7	26	209	.2	1.4	50	303	.4	3.0	42	267	.4	1.9	10	148	.1	.7	
SP '04	18	479	.2	1.1	12	134	.1	.6	30	191	.3	1.8	22	204	.2	1.0	9	99	.1	.7	
KMXE-AM																					
SP '05	2	14		.1														6	14	.1	.5
WI '05	1	52		.1		12			1	13		.1	3	25		.1	1	12		.1	
FA '04	**	**	**	**	**	**	**	**	**	**	**	**	**	**	**	**	**	**	**	**	**
SU '04	3	57		.2	1	11		.1	**	**	**	**	**	**	**	**	**	10	45	.1	.7
4-Book	**	**	**	**	**	**	**	**	**	**	**	**	**	**	**	**	**	**	**	**	**
SP '04	2	61		.1	2	35		.1	3	25		.2	1	25		.1		11		.1	
KMZT-FM																					
SP '05	5	209		.3	5	71		.2	6	78		.1	3	27		.1	2	30		.2	
WI '05	9	226	.1	.5	6	89	.1	.3	15	106	.1	.9	12	72	.1	.5	7	86	.1	.5	
FA '04	4	267		.2	4	95		.2	3	65		.2	5	97		.2	7	85	.1	.5	
SU '04	4	179		.2	4	26		.2	5	53		.2	6	64	.1	.3	3	51		.2	
4-Book	6	220		.3	5	70		.2	7	76		.1	7	65		.1	5	63		.4	
SP '04	8	262	.1	.5	10	66	.1	.5	15	80	.1	.9	7	85	.1	.3	5	85		.4	
KNX -AM																					
SP '05	4	162		.2	7	82	.1	.3	3	54		.2	8	85	.1	.4	4	59		.3	
WI '05	2	142		.1	4	63		.2					5	60		.2		13			
FA '04	2	185		.1	5	129		.3	2	41		.1	3	72		.1		16			
SU '04	1	97		.1					3	13			3	57		.1		25			
4-Book	2	147		.1	4	69		.2	1	27		.1	5	69		.2	1	28		.1	
SP '04	3	189		.2	10	125	.1	.5	1	26		.1	4	37		.2	1	23		.1	
KOST-FM																					
SP '05	39	1225	.3	2.3	26	311	.2	1.3	54	499	.5	3.1	49	528	.4	2.2	35	425	.3	2.7	
WI '05	44	1164	.4	2.6	52	418	.4	2.8	74	418	.6	4.5	49	404	.4	2.1	28	313	.2	2.1	
FA '04	36	1280	.3	2.1	37	571	.3	1.9	38	419	.3	2.5	37	447	.3	1.7	40	477	.3	2.8	
SU '04	42	1145	.4	2.4	34	388	.3	1.8	62	469	.5	3.0	36	509	.3	1.7	42	468	.4	3.0	
4-Book	40	1204	.4	2.4	37	422	.3	2.0	57	451	.5	3.3	43	472	.4	1.9	36	421	.3	2.7	
SP '04	49	1062	.4	2.9	30	219	.3	1.5	59	479	.5	3.6	90	481	.8	4.1	36	457	.3	2.6	
KPWR-FM																					
SP '05	174	4380	1.5	10.4	237	2267	2.0	11.8	132	1784	1.1	7.7	251	2617	2.1	11.2	132	1683	1.1	10.1	
WI '05	212	4711	1.8	12.6	223	2203	1.9	11.9	178	2103	1.5	10.8	335	2999	2.8	14.6	166	2143	1.4	12.7	
FA '04	234	5046	2.0	13.9	291	2419	2.5	14.8	176	2260	1.5	11.4	335	3069	2.8	15.4	204	2295	1.7	14.4	
SU '04	230	5056	1.9	12.9	235	2177	2.0	12.4	229	2905	1.9	11.2	318	3058	2.7	14.7	181	2282	1.5	13.0	
4-Book	213	4798	1.8	12.5	247	2267	2.1	12.7	179	2263	1.5	10.3	310	2936	2.6	14.0	171	2101	1.4	12.6	
SP '04	231	5367	1.9	13.7	254	2686	2.1	13.1	184	2769	1.5	11.2	336	3290	2.8	15.3	193	2435	1.6	14.0	

** Station(s) not reported this survey.

* Listener estimates adjusted for reported broadcast schedule.

+ Station(s) changed call letters - see Page 13.

4-Book: Avg. of current and previous 3 surveys.
2-Book: Avg. of most recent 2 surveys.

Target Listener Trends

Women 12-24

	Monday-Sunday 6AM-MID				Monday-Friday 6AM-10AM				Monday-Friday 10AM-3PM				Monday-Friday 3PM-7PM				Monday-Friday 7PM-MID			
	AQH (00)	Cume (00)	AQH Rtg	AQH Shr	AQH (00)	Cume (00)	AQH Rtg	AQH Shr	AQH (00)	Cume (00)	AQH Rtg	AQH Shr	AQH (00)	Cume (00)	AQH Rtg	AQH Shr	AQH (00)	Cume (00)	AQH Rtg	AQH Shr
KRCD-FM																				
SP '05	6	178	.1	.4	13	82	.1	.6	4	71	.2	.2	6	43	.1	.3	6	43	.1	.5
WI '05	7	221	.1	.4	8	55	.1	.4	9	52	.1	.5	5	76	.2	.2	6	103	.1	.5
FA '04	15	239	.1	.9	11	117	.1	.6	11	118	.1	.7	18	109	.2	.8	18	72	.2	1.3
SU '04	8	156	.1	.4	25	45	.2	1.3	3	55	.1	.1	2	45	.1	.1	3	78	.1	.2
4-Book	9	199	.1	.5	14	75	.1	.7	7	74	.1	.4	8	68	.1	.4	8	74	.1	.6
SP '04	9	363	.1	.5	10	106	.1	.5	14	170	.1	.9	11	153	.1	.5	3	61	.1	.2
KRCV-FM																				
SP '05	5	203	.1	.3	2	42	.1	.1	9	96	.1	.5	4	54	.1	.2	6	68	.1	.5
WI '05	8	240	.1	.5	19	114	.2	1.0	6	83	.1	.4	7	116	.1	.3	2	57	.1	.2
FA '04	8	200	.1	.5	4	67	.1	.2	11	68	.1	.7	13	109	.1	.6	2	24	.1	.1
SU '04	6	150	.1	.3	2	23	.1	.1	5	46	.1	.2	4	46	.1	.2	13	80	.1	.9
4-Book	7	198	.1	.4	7	62	.1	.4	8	73	.1	.5	7	81	.1	.3	6	57	.1	.4
SP '04	2	60	.1	.1					12	12	.1	.1	12	12	.1	.1	3	47	.1	.2
KRLA-AM																				
SP '05	1	29	.1	.1	3	17	.1	.1	4	29	.1	.2								
WI '05		18																		
FA '04	2	35	.1	.1		10			8	10	.1	.5	1	24	.1	.1				
SU '04		35				16				18										
4-Book	1	29	.1	.1	1	11	.1	.1	3	14	.1	.2	6	6	.1	.1	6	57	.1	.4
SP '04	8	91	.1	.5	4	10	.1	.2	8	22	.1	.5	20	76	.2	.9	10	33	.1	.7
KROQ-FM																				
SP '05	116	3025	1.0	6.9	143	1449	1.2	7.1	105	1262	.9	6.1	170	1772	1.4	7.6	102	1308	.9	7.8
WI '05	125	2833	1.1	7.5	189	1598	1.6	10.1	109	1260	.9	6.6	180	1794	1.5	7.9	109	1183	.9	8.3
FA '04	124	2659	1.0	7.4	163	1372	1.4	8.3	91	1295	.8	5.9	167	1692	1.4	7.7	117	1221	1.0	8.2
SU '04	162	3489	1.4	9.1	156	1582	1.3	8.2	172	2028	1.4	8.4	185	2133	1.6	8.6	164	1591	1.4	11.8
4-Book	132	3002	1.1	7.7	163	1500	1.4	8.4	119	1461	1.0	6.8	176	1848	1.5	8.0	123	1326	1.1	9.0
SP '04	135	3099	1.1	8.0	193	1449	1.6	10.0	120	1390	1.0	7.3	165	1849	1.4	7.5	133	1563	1.1	9.6
KRTH-FM																				
SP '05	35	1360	.3	2.1	24	394	.2	1.2	45	524	.4	2.6	44	605	.4	2.0	30	382	.3	2.3
WI '05	49	1378	.4	2.9	37	537	.3	2.0	59	438	.5	3.6	82	627	.7	3.6	33	442	.3	2.5
FA '04	32	1370	.3	1.9	39	496	.3	2.0	41	483	.3	2.6	45	593	.4	2.1	20	341	.2	1.4
SU '04	42	1432	.4	2.4	36	491	.3	1.9	42	625	.4	2.1	53	580	.4	2.5	47	536	.4	3.4
4-Book	40	1385	.4	2.3	34	480	.3	1.8	47	518	.4	2.7	56	601	.5	2.6	33	425	.3	2.4
SP '04	35	1538	.3	2.1	33	540	.3	1.7	36	523	.3	2.2	50	664	.4	2.3	25	416	.2	1.8
KSCA-FM																				
SP '05	53	974	.4	3.2	102	543	.9	5.1	54	456	.5	3.1	59	315	.5	2.6	17	226	.1	1.3
WI '05	45	829	.4	2.7	78	333	.7	4.2	49	299	.4	3.0	41	295	.3	1.8	27	206	.2	2.1
FA '04	17	732	.1	1.0	35	265	.3	1.8	24	271	.2	1.5	13	200	.1	.6	5	99	.1	.4
SU '04	35	757	.3	2.0	54	324	.5	2.8	53	335	.4	2.6	27	242	.2	1.3	9	133	.1	.6
4-Book	38	823	.3	2.2	67	366	.6	3.5	45	340	.4	2.6	35	263	.3	1.6	15	166	.1	1.1
SP '04	21	639	.2	1.2	40	276	.3	2.1	33	271	.3	2.0	8	134	.1	.4	7	160	.1	.5
KSPN-AM																				
SP '05	3	78	.1	.2	3	35	.1	.1	2	15	.1	.1					5	41	.1	.4
WI '05	2	13	.1	.1					9	13	.1	.5								
FA '04	1	72	.1	.1									1	21	.1	.1	1	12	.1	.1
SU '04	4	115	.2	.2	5	29	.1	.3	7	29	.1	.3	7	65	.1	.3	3	63	.1	.2
4-Book	3	70	.2	.2	2	16	.1	.1	5	14	.1	.2	2	22	.1	.1	2	29	.1	.2
SP '04	2	114	.1	.1		9							4	38	.1	.2	4	54	.1	.3
KSSE-FM																				
SP '05	70	1461	.6	4.2	114	766	1.0	5.7	90	689	.8	5.2	73	694	.6	3.3	24	310	.2	1.8
WI '05	66	1445	.6	3.9	95	710	.8	5.1	66	652	.6	4.0	90	633	.8	3.9	30	468	.3	2.3
FA '04	64	1204	.5	3.8	84	552	.7	4.3	62	521	.5	4.0	85	656	.7	3.9	49	498	.4	3.5
SU '04	82	1336	.7	4.6	122	827	1.0	6.4	90	760	.8	4.4	110	654	.9	5.1	35	480	.3	2.5
4-Book	71	1362	.6	4.1	104	714	.9	5.4	77	656	.7	4.4	90	659	.8	4.1	35	439	.3	2.5
SP '04	61	1410	.5	3.6	101	756	.9	5.2	68	515	.6	4.1	65	616	.5	3.0	37	458	.3	2.7

Target Listener Trends - Women 12-24

** Station(s) not reported this survey. * Listener estimates adjusted for reported broadcast schedule. + Station(s) changed call letters - see Page 13. 4-Book: Avg. of current and previous 3 surveys. 2-Book: Avg. of most recent 2 surveys.



Target Listener Trends

Women 12-24																				
Monday-Sunday 6AM-MID				Monday-Friday 6AM-10AM				Monday-Friday 10AM-3PM				Monday-Friday 3PM-7PM				Monday-Friday 7PM-MID				
AQH (00)	Cume (00)	AQH Rtg	AQH Shr	AQH (00)	Cume (00)	AQH Rtg	AQH Shr	AQH (00)	Cume (00)	AQH Rtg	AQH Shr	AQH (00)	Cume (00)	AQH Rtg	AQH Shr	AQH (00)	Cume (00)	AQH Rtg	AQH Shr	
+KTLK-AM																				
SP '05	1	41	.1		15			2	13	.1		1	26			1	15		.1	
WI '05		11			11				11											
FA '04		12		1	12	.1														
SU '04		22		1	10	.1											10			
4-Book		22		1	12	.1		1	6				7				6			
SP '04		12							12											
KTNQ-AM																				
SP '05	2	48	.1					10	28	.1	.6	3	13		.1					
WI '05																				
FA '04	3	60	.2	7	24	.1	.4	5	37	.3		2	12		.1					
SU '04	1	34	.1					7	22	.1	.3									
4-Book	2	36	.1	2	6	.1	.1	6	22	.1	.3	1	6		.1					
SP '04	**	**	**	**	**	**	**	**	**	**	**	**	**	**	**	**	**	**	**	
KTWV-FM																				
SP '05	3	181	.2	1	14			5	52	.3		5	54		.2	2	67		.2	
WI '05	10	288	.1	.6	17	85	.1	.9	3	60	.2	13	105	.1	.6	11	173	.1	.8	
FA '04	22	336	.2	1.3	15	163	.1	.8	23	79	.2	1.5	28	143	.2	1.3	23	124	.2	1.6
SU '04	10	374	.1	.6	11	97	.1	.6	18	137	.2	.9	18	171	.2	.8	3	41		.2
4-Book	11	295	.1	.7	11	90	.1	.6	12	82	.1	.7	16	118	.1	.7	10	101	.1	.7
SP '04	15	405	.1	.9	20	171	.2	1.0	19	101	.2	1.2	14	165	.1	.6	14	148	.1	1.0
KWIZ-FM																				
SP '05	7	203	.1	.4	10	68	.1	.5	9	121	.1	.5	7	121	.1	.3	2	40		.2
WI '05	11	243	.1	.7	20	100	.2	1.1	11	120	.1	.7	13	142	.1	.6	2	55		.2
FA '04	3	140	.2		1	39	.1		6	42	.1	.4	1	44			1	26		.1
SU '04	7	162	.1	.4	6	87	.1	.3	12	98	.1	.6	9	108	.1	.4	3	46		.2
4-Book	7	187	.1	.4	9	74	.1	.5	10	95	.1	.6	8	104	.1	.3	2	42		.2
SP '04	11	259	.1	.7	12	106	.1	.6	11	95	.1	.7	13	87	.1	.6	12	101	.1	.9
KWVE-FM																				
SP '05	3	84	.2		9	43	.1	.4	2	43	.1		1	28				13		
WI '05	1	70	.1		1	15	.1		1	27	.1		1	42				13		
FA '04	3	193	.2		4	41	.2		3	81	.2		4	65		.2	2	74		.1
SU '04	11	174	.1	.6	10	85	.1	.5	18	48	.2	.9	14	57	.1	.6	4	47		.3
4-Book	5	130	.3		6	46	.1	.3	6	50	.1	.3	5	48		.2	2	37		.1
SP '04	4	104	.2		11	43	.1	.6	4	67	.2		2	24		.1	2	20		.1
KXOL-FM																				
SP '05	83	1235	.7	5.0	76	565	.6	3.8	78	500	.7	4.5	121	838	1.0	5.4	80	615	.7	6.1
WI '05	32	795	.3	1.9	42	319	.4	2.2	39	316	.3	2.4	36	480	.3	1.6	16	293	.1	1.2
FA '04	30	582	.3	1.8	36	253	.3	1.8	40	322	.3	2.6	45	245	.4	2.1	18	214	.2	1.3
SU '04	27	518	.2	1.5	36	202	.3	1.9	35	262	.3	1.7	36	269	.3	1.7	10	172	.1	.7
4-Book	43	783	.4	2.6	48	335	.4	2.4	48	350	.4	2.8	60	458	.5	2.7	31	324	.3	2.3
SP '04	19	564	.2	1.1	15	210	.1	.8	24	235	.2	1.5	22	270	.2	1.0	15	211	.1	1.1
KYSR-FM																				
SP '05	33	1413	.3	2.0	40	562	.3	2.0	22	575	.2	1.3	51	751	.4	2.3	29	520	.2	2.2
WI '05	33	1462	.3	2.0	36	492	.3	1.9	29	566	.2	1.8	43	627	.4	1.9	25	564	.2	1.9
FA '04	40	1346	.3	2.4	60	652	.5	3.0	44	564	.4	2.8	41	603	.3	1.9	25	397	.2	1.8
SU '04	48	1576	.4	2.7	56	534	.5	3.0	59	693	.5	2.9	52	749	.4	2.4	33	508	.3	2.4
4-Book	39	1449	.3	2.3	48	560	.4	2.5	39	600	.3	2.2	47	683	.4	2.1	28	497	.2	2.1
SP '04	56	1687	.5	3.3	74	771	.6	3.8	79	721	.7	4.8	75	877	.6	3.4	37	457	.3	2.7
KZLA-FM																				
SP '05	24	677	.2	1.4	20	264	.2	1.0	32	443	.3	1.9	45	449	.4	2.0	20	321	.2	1.5
WI '05	20	657	.2	1.2	21	308	.2	1.1	23	293	.2	1.4	34	408	.3	1.5	14	239	.1	1.1
FA '04	17	660	.1	1.0	13	226	.1	.7	17	331	.1	1.1	30	338	.3	1.4	12	260	.1	.8
SU '04	31	513	.3	1.7	41	212	.3	2.2	28	220	.2	1.4	31	257	.3	1.4	23	154	.2	1.7
4-Book	23	627	.2	1.3	24	253	.2	1.3	25	322	.2	1.5	35	363	.3	1.6	17	244	.2	1.3
SP '04	30	534	.3	1.8	37	314	.3	1.9	31	317	.3	1.9	49	371	.4	2.2	15	210	.1	1.1

** Station(s) not reported this survey.

* Listener estimates adjusted for reported broadcast schedule.

+ Station(s) changed call letters - see Page 13.

4-Book: Avg. of current and previous 3 surveys.
2-Book: Avg. of most recent 2 surveys.

Target Listener Trends

Target Listener Trends - Women 12-24

	Women 12-24																			
	Monday-Sunday 6AM-MID				Monday-Friday 6AM-10AM				Monday-Friday 10AM-3PM				Monday-Friday 3PM-7PM				Monday-Friday 7PM-MID			
	AQH (00)	Cume (00)	AQH Rtg	AQH Shr	AQH (00)	Cume (00)	AQH Rtg	AQH Shr	AQH (00)	Cume (00)	AQH Rtg	AQH Shr	AQH (00)	Cume (00)	AQH Rtg	AQH Shr	AQH (00)	Cume (00)	AQH Rtg	AQH Shr
XTRA-AM																				
SP '05	1	35		.1	3	35		.1					2	7		.1				
WI '05		14															1	14		.1
FA '04																				
SU '04		40			1	29		.1												
4-Book		22			1	16		.1					1	2						
SP '04		41							1	29		.1								
KGGI-FM																				
SP '05	22	778	.2	1.3	25	285	.2	1.2	11	228	.1	.6	32	426	.3	1.4	21	309	.2	1.6
WI '05	28	1083	.2	1.7	19	312	.2	1.0	25	409	.2	1.5	45	547	.4	2.0	29	344	.2	2.2
FA '04	33	955	.3	2.0	28	296	.2	1.4	24	437	.2	1.5	48	609	.4	2.2	36	311	.3	2.5
SU '04	26	1063	.2	1.5	24	361	.2	1.3	21	421	.2	1.0	27	593	.2	1.3	29	465	.2	2.1
4-Book	27	970	.2	1.6	24	314	.2	1.2	20	374	.2	1.2	38	544	.3	1.7	29	357	.2	2.1
SP '04	28	1039	.2	1.7	24	362	.2	1.2	20	383	.2	1.2	41	548	.3	1.9	30	380	.3	2.2
KOLA-FM																				
SP '05		71				14				14				27				13		
WI '05	**	**	**	**	**	**	**	**	**	**	**	**	**	**	**	**	**	**	**	**
FA '04	**	**	**	**	**	**	**	**	**	**	**	**	**	**	**	**	**	**	**	**
SU '04	**	**	**	**	**	**	**	**	**	**	**	**	**	**	**	**	**	**	**	**
4-Book	**	**	**	**	**	**	**	**	**	**	**	**	**	**	**	**	**	**	**	**
SP '04	**	**	**	**	**	**	**	**	**	**	**	**	**	**	**	**	**	**	**	**
TOTALS																				
SP '05	1672	11491	14.1		2003	9689	16.9		1718	8004	14.5		2234	9967	18.9		1306	8093	11.0	
WI '05	1677	11264	14.2		1877	9215	15.8		1651	7692	13.9		2289	9668	19.3		1306	7871	11.0	
FA '04	1686	11506	14.2		1971	9744	16.6		1549	7868	13.1		2177	9774	18.4		1420	8308	12.0	
SU '04	1780	11459	15.0		1897	9024	16.0		2045	9525	17.2		2159	9737	18.2		1387	8340	11.7	
4-Book	1704	11430	14.4		1937	9418	16.3		1741	8272	14.7		2215	9787	18.7		1355	8153	11.4	
SP '04	1683	11479	14.2		1937	9671	16.3		1644	8411	13.8		2198	9765	18.5		1379	8392	11.6	

** Station(s) not reported this survey.

* Listener estimates adjusted for reported broadcast schedule.

+ Station(s) changed call letters - see Page 13.

4-Book: Avg. of current and previous 3 surveys.
2-Book: Avg. of most recent 2 surveys.

Target Listener Estimates

Women 12-24																				
Monday-Friday 6AM-7PM				Weekend 6AM-MID				Saturday 6AM-10AM				Saturday 10AM-3PM				Saturday 3PM-7PM				
AQH (00)	Cume (00)	AQH Rtg	AQH Shr	AQH (00)	Cume (00)	AQH Rtg	AQH Shr	AQH (00)	Cume (00)	AQH Rtg	AQH Shr	AQH (00)	Cume (00)	AQH Rtg	AQH Shr	AQH (00)	Cume (00)	AQH Rtg	AQH Shr	
KABC-AM																				
SP '05	1	35	.1		13															
4-Book	2	41	.1		17											1	7		.1	
KAZN-AM																				
SP '05	**	**	**	**	**	**	**	**	**	**	**	**	**	**	**	**	**	**	**	
4-Book	**	**	**	**	**	**	**	**	**	**	**	**	**	**	**	**	**	**	**	
KBIG-FM																				
SP '05	35	664	.3	1.8	24	418	.2	1.7	31	77	.3	2.2	63	202	.5	2.8	38	154	.3	2.2
4-Book	30	671	.3	1.5	20	402	.2	1.3	17	75	.2	1.3	39	146	.3	1.7	26	90	.2	1.4
KBUA-FM																				
SP '05	10	159	.1	.5	9	97	.1	.6	6	27	.1	.4	20	54	.2	.9	13	30	.1	.8
4-Book	13	169	.1	.7	12	99	.1	.8	5	22	.1	.4	29	66	.3	1.3	14	36	.1	.8
KBUE-FM																				
SP '05	70	835	.6	3.6	58	679	.5	4.1	57	162	.5	4.0	100	338	.8	4.4	59	177	.5	3.5
4-Book	67	843	.6	3.5	55	629	.5	3.7	56	171	.5	4.1	91	283	.8	4.0	54	170	.5	3.0
KCBS-FM																				
SP '05	32	784	.3	1.6	16	349	.1	1.1	20	67	.2	1.4	29	121	.2	1.3	9	81	.1	.5
4-Book	23	619	.2	1.2	16	375	.1	1.0	15	63	.1	1.1	27	124	.2	1.2	20	103	.2	1.1
+KDAY-FM																				
SP '05	26	852	.2	1.3	18	475	.2	1.3	9	53	.1	.6	45	200	.4	2.0	34	170	.3	2.0
4-Book	25	667	.2	1.3	23	409	.2	1.5	15	56	.2	1.1	47	189	.4	2.0	43	162	.4	2.4
KDLD-FM																				
SP '05	19	384	.2	1.0	8	149	.1	.6	23	57	.2	1.6	13	68	.1	.6	13	70	.1	.8
4-Book	9	211	.1	.5	5	103		.4	11	30	.1	.8	9	41	.1	.4	10	47	.1	.6
KDLE-FM																				
SP '05	7	181	.1	.4	7	125	.1	.5					14	44	.1	.6	11	58	.1	.6
4-Book	8	196	.1	.4	6	111	.1	.4	2	7		.1	6	30	.1	.3	7	35	.1	.4
KEBN-FM																				
SP '05	16	190	.1	.8	5	66		.4	13	26	.1	.9	6	28	.1	.3				
4-Book	**	**	**	**	**	**	**	**	**	**	**	**	**	**	**	**	**	**	**	**
KFI -AM																				
SP '05	5	126		.3	1	43		.1					2	17		.1				
4-Book	8	135	.1	.4	2	45		.1	2	5		.1	3	15		.1	1	2		.1
KFSH-FM																				
SP '05	13	247	.1	.7	6	164	.1	.4	6	13	.1	.4	8	27	.1	.4	11	53	.1	.6
4-Book	19	317	.2	1.0	14	259	.2	.9	8	39	.1	.6	19	89	.2	.9	24	75	.2	1.3
KFVB-AM																				
SP '05	4	115		.2	3	92		.2	9	47	.1	.6	10	55	.1	.4				
4-Book	3	142		.2	2	65		.2	3	15		.2	4	19		.1	2	11		.1
KHHT-FM																				
SP '05	96	1469	.8	4.9	88	1065	.7	6.3	88	277	.7	6.2	100	353	.8	4.4	74	238	.6	4.4
4-Book	79	1488	.7	4.1	83	1094	.7	5.5	47	166	.4	3.5	67	291	.6	2.9	66	259	.6	3.7
KHJ -AM																				
SP '05	4	68		.2	4	43		.3					5	13		.2	3	13		.2
4-Book	3	66		.2	3	38		.2	2	10		.1	6	18		.2	4	11		.2
KIIS-FM																				
SP '05	274	5284	2.3	14.0	207	3606	1.7	14.8	174	866	1.5	12.3	330	1492	2.8	14.5	264	1150	2.2	15.5
4-Book	285	5036	2.4	14.7	234	3661	2.0	15.6	197	847	1.7	14.7	382	1502	3.2	16.4	299	1136	2.5	16.5
KVVS-FM																				
SP '05	15	135	.1	.8	10	101	.1	.7	7	46	.1	.5	24	88	.2	1.1	12	39	.1	.7
4-Book	15	157	.1	.8	15	100	.1	1.0	19	45	.2	1.5	27	61	.2	1.1	21	41	.2	1.1

** Station(s) not reported this survey.

* Listener estimates adjusted for reported broadcast schedule.

+ Station(s) changed call letters - see Page 13.

4-Book: Avg. of current and previous 3 surveys.
2-Book: Avg. of most recent 2 surveys.

Target Listener Estimates

Women 12-24

	Monday-Friday 6AM-7PM				Weekend 6AM-MID				Saturday 6AM-10AM				Saturday 10AM-3PM				Saturday 3PM-7PM			
	AQH (00)	Cume (00)	AQH Rtg	AQH Shr	AQH (00)	Cume (00)	AQH Rtg	AQH Shr	AQH (00)	Cume (00)	AQH Rtg	AQH Shr	AQH (00)	Cume (00)	AQH Rtg	AQH Shr	AQH (00)	Cume (00)	AQH Rtg	AQH Shr
KJLH-FM																				
SP '05	14	215	.1	.7	14	175	.1	1.0	1	6	.1	.1	4	14	.2	.2				
4-Book	25	347	.2	1.3	32	326	.3	2.1	22	57	.2	1.6	34	94	.3	1.5	16	58	.2	.9
KKBT-FM																				
SP '05	180	3454	1.5	9.2	126	2248	1.1	9.0	118	478	1.0	8.4	222	922	1.9	9.7	188	684	1.6	11.1
4-Book	171	3462	1.5	8.8	135	2363	1.2	9.0	105	454	.9	7.9	218	940	1.9	9.4	171	653	1.5	9.5
KKLA-FM																				
SP '05	5	114	.3	.3	1	28	.1	.1												
4-Book	3	86	.2	.2	1	33	.1	.1		2							1	8		.1
KLAC-AM																				
SP '05						17							2	17	.1	.1				
4-Book	1	36	.1	.1		11							3	8	.1	.1				
KLAX-FM																				
SP '05	69	873	.6	3.5	43	637	.4	3.1	51	109	.4	3.6	58	216	.5	2.5	43	177	.4	2.5
4-Book	61	776	.5	3.1	42	582	.4	2.8	64	139	.5	4.7	61	214	.5	2.6	42	176	.4	2.3
KLOS-FM																				
SP '05	17	538	.1	.9	12	214	.1	.9	8	44	.1	.6	21	82	.2	.9	10	73	.1	.6
4-Book	19	613	.1	1.0	13	287	.1	.9	10	40	.1	.7	23	99	.2	1.0	15	78	.1	.8
KLSX-FM																				
SP '05	11	189	.1	.6	4	85	.3	.3					8	27	.1	.4	7	13	.1	.4
4-Book	18	219	.2	.9	3	76	.2	.2					3	11	.1	.1	3	11	.1	.2
KLTX-AM																				
SP '05	10	114	.1	.5	6	94	.1	.4	23	55	.2	1.6	5	26	.2	.2				
4-Book	7	77	.1	.4	6	71	.1	.4	9	26	.1	.6	7	24	.1	.3	6	17	.1	.3
KLVE-FM																				
SP '05	71	1091	.6	3.6	49	740	.4	3.5	44	168	.4	3.1	63	212	.5	2.8	72	170	.6	4.2
4-Book	78	1146	.7	4.0	61	745	.5	4.0	53	182	.5	3.9	96	288	.8	4.2	59	166	.5	3.3
KLYY-FM																				
SP '05	45	441	.4	2.3	24	233	.2	1.7	27	41	.2	1.9	55	111	.5	2.4	32	69	.3	1.9
4-Book	40	434	.4	2.1	22	298	.2	1.5	33	92	.3	2.5	45	126	.4	2.0	26	87	.2	1.4
KMXE-AM																				
SP '05					2	14	.1	.1												
4-Book	**	**	**	**	**	**	**	**	**	**	**	**	**	**	**	**	**	**	**	**
KMZT-FM																				
SP '05	5	137	.3	.3	6	111	.1	.4	4	26	.3	.3	1	13	.1	.1	9	26	.1	.5
4-Book	6	147	.3	.3	5	91	.1	.3	3	16	.2	.2	6	31	.1	.3	7	18	.1	.4
KNX -AM																				
SP '05	6	135	.1	.3	1	61	.1	.1	2	13	.1	.1	1	13	.1	.1	2	34	.1	.1
4-Book	3	122	.2	.2	1	36	.1	.1	1	3	.1	.1	1	6	.1	.1	1	11	.1	.1
KOST-FM																				
SP '05	44	889	.4	2.2	34	596	.3	2.4	18	90	.2	1.3	25	166	.2	1.1	45	137	.4	2.6
4-Book	47	871	.4	2.4	32	576	.3	2.1	22	111	.2	1.7	43	165	.4	1.9	41	133	.4	2.2
KPWR-FM																				
SP '05	201	3937	1.7	10.2	153	2423	1.3	10.9	132	541	1.1	9.4	255	1121	2.2	11.2	212	887	1.8	12.5
4-Book	240	4204	2.0	12.3	192	2907	1.6	12.7	159	593	1.3	11.8	301	1254	2.6	13.0	263	1009	2.2	14.5
KRCD-FM																				
SP '05	7	153	.1	.4	5	68	.1	.4	16	28	.1	1.1	13	41	.1	.6				
4-Book	9	134	.1	.5	9	96	.1	.6	13	19	.1	.9	13	29	.1	.6	6	18	.1	.3
KRCV-FM																				
SP '05	5	123	.3	.3	4	81	.3	.3	15	42	.1	1.1	6	41	.1	.3	3	13	.1	.2
4-Book	7	140	.1	.4	7	97	.1	.5	12	26	.1	.9	10	42	.1	.5	8	29	.1	.4

Target Listener Estimates - Women 12-24

** Station(s) not reported this survey.

* Listener estimates adjusted for reported broadcast schedule.

+ Station(s) changed call letters - see Page 13.

4-Book: Avg. of current and previous 3 surveys.
2-Book: Avg. of most recent 2 surveys.

Target Listener Estimates

		Women 12-24																				
		Monday-Friday 6AM-7PM				Weekend 6AM-MID				Saturday 6AM-10AM				Saturday 10AM-3PM				Saturday 3PM-7PM				
		AQH (00)	Cume (00)	AQH Rtg	AQH Shr	AQH (00)	Cume (00)	AQH Rtg	AQH Shr	AQH (00)	Cume (00)	AQH Rtg	AQH Shr	AQH (00)	Cume (00)	AQH Rtg	AQH Shr	AQH (00)	Cume (00)	AQH Rtg	AQH Shr	
KRLA-AM	SP '05	3	29		.2																	
	4-Book	2	25		.1		5															
KRQQ-FM	SP '05	137	2690	1.2	7.0	90	1657	.8	6.4	43	191	.4	3.1	169	689	1.4	7.4	156	640	1.3	9.2	
	4-Book	150	2723	1.3	7.7	105	1692	.9	6.9	79	328	.7	5.9	164	687	1.4	7.1	148	579	1.2	8.2	
KRTH-FM	SP '05	38	1043	.3	1.9	35	690	.3	2.5	36	166	.3	2.6	62	232	.5	2.7	31	127	.3	1.8	
	4-Book	46	1071	.4	2.3	34	671	.3	2.2	27	110	.2	2.0	60	230	.5	2.6	44	149	.4	2.4	
KSCA-FM	SP '05	71	786	.6	3.6	47	514	.4	3.4	168	294	1.4	11.9	66	195	.6	2.9	46	82	.4	2.7	
	4-Book	49	609	.4	2.5	34	432	.3	2.3	88	181	.8	6.6	52	169	.5	2.3	30	72	.3	1.7	
KSPN-AM	SP '05	2	35		.1	3	32		.2	8	15		.6	13	32		.6					
	4-Book	3	43		.2	1	21		.1	2	4		.2	4	14		.2	1	3		.1	
KSSE-FM	SP '05	92	1261	.8	4.7	61	720	.5	4.4	40	119	.3	2.8	112	284	.9	4.9	60	168	.5	3.5	
	4-Book	89	1153	.8	4.6	62	820	.5	4.1	62	183	.5	4.6	100	325	.9	4.3	72	217	.6	3.9	
+KTLK-AM	SP '05	1	41		.1																	
	4-Book		19				6											2	3		.1	
KTNQ-AM	SP '05	5	41		.3		7							1	7							
	4-Book	3	31		.2		7			2	3		.1	1	5							
KTWV-FM	SP '05	4	89		.2	3	56		.2	3	8		.2	8	12		.4	3	12		.2	
	4-Book	13	211	.1	.7	10	119	.1	.6	10	30	.1	.8	16	38	.1	.7	13	31	.1	.7	
KWIZ-FM	SP '05	9	177	.1	.5	6	66	.1	.4	13	27	.1	.9	8	40	.1	.4	5	27		.3	
	4-Book	9	154	.1	.5	6	98	.1	.4	7	21	.1	.5	15	40	.1	.6	3	13		.2	
KWVE-FM	SP '05	4	70		.2	2	41		.1	8	41	.1	.6	3	14		.1	2	13		.1	
	4-Book	6	87		.3	4	72		.2	5	19	.1	.4	3	16		.1	5	12		.3	
KXOL-FM	SP '05	91	1046	.8	4.6	71	798	.6	5.1	56	220	.5	4.0	108	310	.9	4.7	76	227	.6	4.5	
	4-Book	52	653	.4	2.7	36	446	.3	2.5	29	105	.3	2.2	51	158	.4	2.2	40	122	.3	2.2	
KYSR-FM	SP '05	36	1205	.3	1.8	28	557	.2	2.0	24	127	.2	1.7	51	214	.4	2.2	50	155	.4	2.9	
	4-Book	44	1176	.4	2.3	35	711	.3	2.3	27	165	.2	2.0	54	243	.5	2.4	50	172	.4	2.7	
KZLA-FM	SP '05	32	585	.3	1.6	13	350	.1	.9	11	93	.1	.8	23	140	.2	1.0	18	97	.2	1.1	
	4-Book	28	504	.3	1.4	20	373	.2	1.3	20	89	.2	1.5	25	116	.2	1.1	29	102	.2	1.6	
XTRA-AM	SP '05	2	35		.1	2	14		.1	3	14		.2	2	14		.1					
	4-Book	1	16			1	10			1	4		.1	1	4			1	6			
KGGI-FM	SP '05	22	593	.2	1.1	23	373	.2	1.6	12	54	.1	.9	47	168	.4	2.1	13	100	.1	.8	
	4-Book	27	771	.2	1.4	27	474	.2	1.7	19	96	.2	1.4	29	166	.3	1.3	31	154	.3	1.7	
KOLA-FM	SP '05	**	41	**	**	**	17	**	**	**	**	**	**	**	**	**	**	**	**	**	**	**
	4-Book	**	**	**	**	**	**	**	**	**	**	**	**	**	**	**	**	**	**	**	**	**
TOTALS	SP '05	1964	11348	16.6		1399	9677	11.8		1409	4106	11.9		2282	6310	19.3		1701	4710	14.4		
	4-Book	1947	11238	16.4		1507	9761	12.7		1340	3974	11.3		2320	6215	19.6		1814	4915	15.3		

** Station(s) not reported this survey.

* Listener estimates adjusted for reported broadcast schedule.

+ Station(s) changed call letters - see Page 13.

4-Book: Avg. of current and previous 3 surveys.
2-Book: Avg. of most recent 2 surveys.

Target Listener Estimates

Women 12-24																				
Saturday 7PM-MID				Sunday 6AM-10AM				Sunday 10AM-3PM				Sunday 3PM-7PM				Sunday 7PM-MID				
AQH (00)	Cume (00)	AQH Rtg	AQH Shr	AQH (00)	Cume (00)	AQH Rtg	AQH Shr	AQH (00)	Cume (00)	AQH Rtg	AQH Shr	AQH (00)	Cume (00)	AQH Rtg	AQH Shr	AQH (00)	Cume (00)	AQH Rtg	AQH Shr	
KABC-AM																				
SP '05																				
4-Book	3							1	4	.1		2	13	.2		1	3	.1		
KAZN-AM																				
SP '05																				
4-Book	**	**	**	**	**	**	**	**	**	**	**	**	**	**	**	**	**	**	**	
KBIG-FM																				
SP '05	22	140	.2	1.9	7	33	.1	.9	17	.85	.1	1.1	8	40	.1	.6	8	13	.1	.8
4-Book	16	71	.1	1.2	11	44	.1	1.3	23	83	.2	1.3	18	70	.2	1.2	9	43	.1	.8
KBUA-FM																				
SP '05	7	13	.1	.6	3	12	.1	.4	13	44	.1	.9	3	27	.1	.2	7	27	.1	.7
4-Book	10	24	.1	.8	5	22	.1	.5	17	50	.1	1.0	9	23	.1	.6	7	24	.1	.6
KBUE-FM																				
SP '05	53	167	.4	4.7	60	159	.5	7.8	69	197	.6	4.6	29	93	.2	2.2	33	111	.3	3.4
4-Book	47	166	.4	3.7	45	131	.4	5.2	70	202	.6	4.2	45	138	.4	3.0	29	98	.3	2.6
KCBS-FM																				
SP '05	8	75	.1	.7	8	53	.1	1.0	15	108	.1	1.0	27	82	.2	2.0	8	71	.1	.8
4-Book	8	57	.1	.6	8	43	.1	.9	19	98	.2	1.1	20	75	.2	1.4	9	68	.1	.8
+KDAY-FM																				
SP '05	14	70	.1	1.2	2	14	.1	.3	13	49	.1	.9	19	99	.2	1.4	7	40	.1	.7
4-Book	15	85	.1	1.2	8	31	.1	1.0	25	93	.2	1.4	19	77	.2	1.3	9	34	.1	.8
KDLD-FM																				
SP '05					3	14	.1	.4	10	27	.1	.7					1	27	.1	.1
4-Book	2	13		.2	1	7		.1	6	27	.1	.4	1	5			1	10		.1
KDLE-FM																				
SP '05	8	13	.1	.7									7	40	.1	.5	13	28	.1	1.3
4-Book	5	22	.1	.4	3	7		.3	10	27	.1	.5	7	31	.1	.5	7	29		.6
KEBN-FM																				
SP '05	3	13		.3					1	15		.1	5	13		.4	12	15	.1	1.2
4-Book	**	**	**	**	**	**	**	**	**	**	**	**	**	**	**	**	**	**	**	**
KFI -AM																				
SP '05					8	30	.1	1.0	1	12		.1	1	12		.1				
4-Book	1	6		.1	5	14	.1	.6	4	15		.2		3		.1	1	3		.1
KFSH-FM																				
SP '05	6	41	.1	.5	9	56	.1	1.2	6	28	.1	.4	3	13		.2	1	13		.1
4-Book	9	53	.1	.7	16	101	.2	1.9	20	110	.2	1.1	8	47	.1	.5	9	43	.1	.8
KFWB-AM																				
SP '05					3	20		.4	4	24		.3								
4-Book	1	7		.1	2	11		.2	4	21		.2	4	9		.3				
KHHT-FM																				
SP '05	74	280	.6	6.5	41	160	.3	5.3	70	261	.6	4.6	97	276	.8	7.3	152	352	1.3	15.6
4-Book	81	285	.7	6.4	35	124	.3	4.0	63	229	.5	3.7	92	292	.8	6.2	193	439	1.7	17.1
KHJ -AM																				
SP '05									10	43	.1	.7	17	27	.1	1.3				
4-Book	2	4		.1	1	3		.1	5	17	.1	.3	8	13	.1	.6		4		
KIIS-FM																				
SP '05	167	865	1.4	14.7	123	515	1.0	15.9	248	1209	2.1	16.4	184	770	1.6	13.9	150	644	1.3	15.4
4-Book	197	809	1.7	15.6	137	570	1.2	15.6	273	1221	2.3	16.0	215	817	1.8	14.4	156	667	1.3	13.9
KVVS-FM																				
SP '05	3	13		.3	12	26	.1	1.6	7	46	.1	.5	9	46	.1	.7	3	13		.3
4-Book	13	32	.1	1.1	5	9	.1	.6	15	41	.1	.9	14	29	.1	.9	5	20		.5

Target Listener Estimates - Women 12-24

** Station(s) not reported this survey.

* Listener estimates adjusted for reported broadcast schedule.

+ Station(s) changed call letters - see Page 13.

4-Book: Avg. of current and previous 3 surveys.
2-Book: Avg. of most recent 2 surveys.

Target Listener Estimates

Women 12-24																					
Saturday 7PM-MID				Sunday 6AM-10AM				Sunday 10AM-3PM				Sunday 3PM-7PM				Sunday 7PM-MID					
AQH (00)	Cume (00)	AQH Rtg	AQH Shr	AQH (00)	Cume (00)	AQH Rtg	AQH Shr	AQH (00)	Cume (00)	AQH Rtg	AQH Shr	AQH (00)	Cume (00)	AQH Rtg	AQH Shr	AQH (00)	Cume (00)	AQH Rtg	AQH Shr		
KJLH-FM																					
SP '05	6	28	.1	.5	22	58	.2	2.8	42	111	.4	2.8	34	98	.3	2.6	3	25	.3		
4-Book	23	71	.2	1.7	42	90	.4	4.6	63	173	.5	3.7	41	108	.4	2.7	17	52	.2	1.4	
KKBT-FM																					
SP '05	150	584	1.3	13.2	62	230	.5	8.0	91	508	.8	6.0	88	443	.7	6.6	77	358	.7	7.9	
4-Book	151	645	1.3	12.1	78	325	.7	8.8	128	655	1.1	7.3	132	520	1.1	8.6	88	416	.8	7.8	
KKLA-FM																					
SP '05					3	14		.4	1	14		.1					1	15		.1	
4-Book	1	7		.1	3	14		.3	1	11		.1				.1	3	16		.2	
KLAC-AM																					
SP '05									1	3		.1									
4-Book																					
KLAX-FM																					
SP '05	54	175	.5	4.7	9	40	.1	1.2	38	190	.3	2.5	66	175	.6	5.0	22	96	.2	2.3	
4-Book	28	99	.3	2.3	19	70	.2	2.1	51	185	.5	3.0	50	161	.4	3.4	18	90	.2	1.6	
KLOS-FM																					
SP '05	12	31	.1	1.1	4	30		.5	14	17	.1	.9	16	81	.1	1.2	7	31	.1	.7	
4-Book	11	60	.1	.9	8	47	.1	.9	10	52	.1	.6	17	67	.2	1.1	7	40	.1	.6	
KLSX-FM																					
SP '05					11	28	.1	1.4	8	30	.1	.5	2	14		.2					
4-Book	1	6		.1	13	25	.1	1.4	7	28	.1	.4	2	13		.1		1	6		.1
KLTX-AM																					
SP '05	8	40	.1	.7	3	14		.4	7	27	.1	.5	3	14		.2					
4-Book	6	27	.1	.5	9	22	.1	1.0	10	27	.1	.6	3	17		.2		3	9		.2
KLVE-FM																					
SP '05	32	135	.3	2.8	38	117	.3	4.9	54	210	.5	3.6	67	157	.6	5.1	27	126	.2	2.8	
4-Book	55	176	.5	4.3	46	143	.4	5.2	73	222	.6	4.3	65	169	.6	4.4	39	138	.3	3.4	
KLYY-FM																					
SP '05	8	28	.1	.7	12	26	.1	1.6	21	40	.2	1.4	30	55	.3	2.3	9	55	.1	.9	
4-Book	11	44	.1	.9	10	29	.1	1.2	20	67	.2	1.2	26	79	.2	1.8	8	33	.1	.7	
KMXE-AM																					
SP '05	6	14	.1	.5	**	**	**	**	**	**	**	**	**	**	**	**	**	6	14	.1	.6
4-Book	**	**	**	**	**	**	**	**	**	**	**	**	**	**	**	**	**	**	**	**	**
KMZT-FM																					
SP '05	5	30		.4	3	14		.4	13	55	.1	.9					8	29	.1	.8	
4-Book	4	28		.3	3	19		.4	7	32	.1	.5	1	9		.1	3	13		.3	
KNX -AM																					
SP '05	3	34		.3									1	13		.1					
4-Book	1	9		.1	1	4		.1		3			2	12		.2	1	6		.1	
KOST-FM																					
SP '05	51	199	.4	4.5	13	56	.1	1.7	37	121	.3	2.4	48	110	.4	3.6	30	131	.3	3.1	
4-Book	31	137	.3	2.5	16	61	.1	1.8	38	136	.3	2.3	35	101	.3	2.4	29	137	.3	2.6	
KPWR-FM																					
SP '05	180	693	1.5	15.8	38	186	.3	4.9	140	689	1.2	9.2	143	527	1.2	10.8	108	432	.9	11.1	
4-Book	204	813	1.7	16.1	86	340	.7	9.8	195	797	1.7	11.2	183	698	1.6	12.1	129	540	1.1	11.4	
KRCD-FM																					
SP '05					1	13		.1	5	14		.3					3	14		.3	
4-Book	11	36	.1	.9	5	12	.1	.5	8	22	.1	.5	6	14	.1	.4	9	25	.1	.8	
KRCV-FM																					
SP '05	3	13		.3	7	14	.1	.9	3	14		.2									
4-Book	5	19		.4	5	19	.1	.7	10	27	.1	.5	9	26	.1	.6	1	3		.1	

** Station(s) not reported this survey.

* Listener estimates adjusted for reported broadcast schedule.

+ Station(s) changed call letters - see Page 13.

4-Book: Avg. of current and previous 3 surveys.
2-Book: Avg. of most recent 2 surveys.

Target Listener Estimates

Target Listener Estimates - Women 12-24

Women 12-24																			
Saturday 7PM-MID				Sunday 6AM-10AM				Sunday 10AM-3PM				Sunday 3PM-7PM				Sunday 7PM-MID			
AQH (00)	Cume (00)	AQH Rtg	AQH Shr	AQH (00)	Cume (00)	AQH Rtg	AQH Shr	AQH (00)	Cume (00)	AQH Rtg	AQH Shr	AQH (00)	Cume (00)	AQH Rtg	AQH Shr	AQH (00)	Cume (00)	AQH Rtg	AQH Shr
KRLA-AM SP '05 4-Book																			
	5																		
KROQ-FM SP '05 4-Book				26 136 .2 3.4				84 479 .7 5.5				69 319 .6 5.2				76 367 .6 7.8			
	80 353 .7 7.0			26 136 .2 3.4				84 479 .7 5.5				69 319 .6 5.2				76 367 .6 7.8			
	91 451 .8 7.1			47 186 .4 5.3				109 488 .9 6.3				102 395 .9 6.7				88 410 .8 7.8			
KRTH-FM SP '05 4-Book				40 142 .3 5.2				39 192 .3 2.6				12 94 .1 .9				45 126 .4 4.6			
	8 67 .1 .7			40 142 .3 5.2				39 192 .3 2.6				12 94 .1 .9				45 126 .4 4.6			
	23 102 .2 1.8			19 86 .2 2.3				41 190 .4 2.4				23 106 .2 1.5				32 133 .3 2.9			
KSCA-FM SP '05 4-Book				32 84 .3 4.1				20 96 .2 1.3				39 93 .3 2.9				5 26 .5			
	16 53 .1 1.4			32 84 .3 4.1				20 96 .2 1.3				39 93 .3 2.9				5 26 .5			
	15 57 .1 1.3			20 58 .2 2.5				28 102 .3 1.6				27 72 .2 1.8				16 55 .1 1.3			
KSPN-AM SP '05 4-Book								1 4 .1				1 3 .1							
								1 4 .1				1 3 .1							
KSSE-FM SP '05 4-Book				40 134 .3 5.2				132 367 1.1 8.7				56 169 .5 4.2				13 68 .1 1.3			
	25 110 .2 2.2			40 134 .3 5.2				132 367 1.1 8.7				56 169 .5 4.2				13 68 .1 1.3			
	33 143 .3 2.6			28 115 .2 3.3				91 278 .8 5.4				67 205 .6 4.4				39 164 .4 3.3			
+KTLK-AM SP '05 4-Book				1 3 .1															
				1 3 .1															
KTNO-AM SP '05 4-Book				2 3 .2															
				2 3 .2															
KTWV-FM SP '05 4-Book				1 9 .1				12 40 .1 .7				5 36 .4				5 16 .5			
	6 22 .4			1 9 .1				12 40 .1 .7				5 36 .4				5 16 .5			
												11 35 .1 .8				7 25 .6			
KWIZ-FM SP '05 4-Book				2 13 .3				6 14 .1 .4				3 13 .2				3 14 .3			
	8 28 .1 .7			2 13 .3				6 14 .1 .4				3 13 .2				3 14 .3			
	11 29 .1 .9			3 14 .4				5 24 .1 .3				3 13 .2				2 11 .2			
KWVE-FM SP '05 4-Book				3 9 .3				5 31 .1 .3				2 12 .1				3 11 .1 .3			
	5 13 .1 .4			3 9 .3				5 31 .1 .3				2 12 .1				3 11 .1 .3			
KXOL-FM SP '05 4-Book				19 108 .2 2.5				82 271 .7 5.4				101 244 .9 7.6				53 247 .4 5.5			
	65 264 .5 5.7			19 108 .2 2.5				82 271 .7 5.4				101 244 .9 7.6				53 247 .4 5.5			
	27 121 .2 2.2			21 83 .2 2.5				45 122 .4 2.8				48 117 .4 3.4				27 122 .2 2.5			
KYSR-FM SP '05 4-Book				18 94 .2 2.3				25 143 .2 1.6				19 126 .2 1.4				20 97 .2 2.1			
	20 76 .2 1.8			18 94 .2 2.3				25 143 .2 1.6				19 126 .2 1.4				20 97 .2 2.1			
	21 88 .2 1.7			22 97 .2 2.5				43 212 .4 2.4				41 182 .4 2.7				23 133 .2 2.0			
KZLA-FM SP '05 4-Book				8 66 .1 1.0				25 114 .2 1.6				9 54 .1 .7				7 73 .1 .7			
	3 30 .3			8 66 .1 1.0				25 114 .2 1.6				9 54 .1 .7				7 73 .1 .7			
	12 56 .1 1.0			14 62 .2 1.6				26 101 .2 1.5				22 98 .2 1.5				12 61 .1 1.0			
XTRA-AM SP '05 4-Book																6 14 .1 .6			
																6 14 .1 .6			
																2 4 .2			
KGGI-FM SP '05 4-Book				10 68 .1 1.3				42 175 .4 2.8				38 95 .3 2.9				19 62 .2 2.0			
	2 32 .2			10 68 .1 1.3				42 175 .4 2.8				38 95 .3 2.9				19 62 .2 2.0			
	18 102 .2 1.4			17 68 .2 1.9				31 133 .3 1.9				27 103 .2 1.9				39 112 .3 3.3			
KOLA-FM SP '05 4-Book				** ** ** **				** ** ** **				2 17 .2				** ** ** **			
	** ** ** **			** ** ** **				** ** ** **				2 17 .2				** ** ** **			
	** ** ** **			** ** ** **				** ** ** **				** ** ** **				** ** ** **			
TOTALS SP '05 4-Book				774 2631 6.5				1516 4670 12.8				1324 3808 11.2				972 3170 8.2			
	1137 3721 9.6			774 2631 6.5				1516 4670 12.8				1324 3808 11.2				972 3170 8.2			
	1268 4021 10.7			872 2787 7.4				1716 4896 14.5				1501 4115 12.7				1128 3468 9.5			

** Station(s) not reported this survey. * Listener estimates adjusted for reported broadcast schedule. + Station(s) changed call letters - see Page 13. 4-Book: Avg. of current and previous 3 surveys. 2-Book: Avg. of most recent 2 surveys.

Target Listener Trends

Women 18-34																				
Monday-Sunday 6AM-MID				Monday-Friday 6AM-10AM				Monday-Friday 10AM-3PM				Monday-Friday 3PM-7PM				Monday-Friday 7PM-MID				
AQH (00)	Cume (00)	AQH Rtg	AQH Shr	AQH (00)	Cume (00)	AQH Rtg	AQH Shr	AQH (00)	Cume (00)	AQH Rtg	AQH Shr	AQH (00)	Cume (00)	AQH Rtg	AQH Shr	AQH (00)	Cume (00)	AQH Rtg	AQH Shr	
KABC-AM																				
SP '05	2	107	.1	2	56	.1	.1	2	49	.1	.1	1	29			5	51		.4	
WI '05	5	211	.2	2	57	.1	.1	10	119	.1	.3	13	88	.1	.4	2	55		.2	
FA '04	8	172	.3	4	34	.1	.1	22	85	.1	.6	13	52	.1	.4		8			
SU '04	6	171	.2	5	59	.1	.1	9	101	.1	.2	14	88	.1	.4	2	58		.1	
4-Book	5	165	.2	3	52	.1	.1	11	89	.1	.3	10	64	.1	.3	2	43		.2	
SP '04	5	201	.2	2	55	.1	.1	5	40	.1	.1	11	79	.1	.4	4	63		.3	
KAZN-AM																				
SP '05	1	19		3	19	.1	.1					4	19	.1	.1					
WI '05	**	**	**	**	**	**	**	**	**	**	**	**	**	**	**	**	**	**	**	
FA '04	**	**	**	**	**	**	**	**	**	**	**	**	**	**	**	**	**	**	**	
SU '04	**	**	**	**	**	**	**	**	**	**	**	**	**	**	**	**	**	**	**	
4-Book	**	**	**	**	**	**	**	**	**	**	**	**	**	**	**	**	**	**	**	
SP '04	**	**	**	**	**	**	**	**	**	**	**	**	**	**	**	**	**	**	**	
KBIG-FM																				
SP '05	61	1675	.4	2.3	49	602	.3	1.3	133	748	.8	3.5	94	766	.6	2.9	17	434	.1	1.3
WI '05	72	1938	.4	2.8	78	780	.5	2.2	125	849	.8	3.3	111	912	.7	3.5	31	414	.2	2.5
FA '04	60	1695	.4	2.4	59	744	.4	1.7	116	787	.7	3.2	75	866	.5	2.6	31	449	.2	2.4
SU '04	99	1931	.6	3.7	113	765	.7	3.2	224	1067	1.4	5.9	139	1097	.9	4.3	22	429	.1	1.5
4-Book	73	1810	.5	2.8	75	723	.5	2.1	150	863	.9	4.0	105	910	.7	3.3	25	432	.2	1.9
SP '04	92	2225	.6	3.5	90	891	.6	2.5	200	1196	1.2	5.4	130	1098	.8	4.1	31	578	.2	2.4
KBUA-FM																				
SP '05	26	316	.2	1.0	51	153	.3	1.4	37	233	.2	1.0	19	149	.1	.6	12	61	.1	.9
WI '05	25	272	.2	1.0	49	188	.3	1.4	40	216	.2	1.1	22	147	.1	.7	10	118	.1	.8
FA '04	16	215	.1	.6	24	103	.1	.7	30	136	.2	.8	11	117	.1	.4	3	50		.2
SU '04	21	277	.1	.8	36	183	.2	1.0	30	195	.2	.8	21	145	.1	.6	6	74		.4
4-Book	22	270	.2	.9	40	157	.2	1.1	34	195	.2	.9	18	140	.1	.6	8	76	.1	.6
SP '04	26	260	.2	1.0	36	163	.2	1.0	43	139	.3	1.2	17	150	.1	.5	9	50	.1	.7
KBUE-FM																				
SP '05	65	1171	.4	2.4	80	520	.5	2.2	111	682	.7	2.9	68	481	.4	2.1	26	376	.2	2.0
WI '05	85	1421	.5	3.3	73	580	.5	2.1	138	902	.9	3.7	78	723	.5	2.4	56	502	.3	4.5
FA '04	98	1483	.6	3.9	135	695	.8	3.8	161	887	1.0	4.4	87	623	.5	3.0	54	425	.3	4.1
SU '04	84	1232	.5	3.1	134	594	.8	3.8	108	699	.7	2.9	102	617	.6	3.1	36	313	.2	2.4
4-Book	83	1327	.5	3.2	106	597	.7	3.0	130	793	.8	3.5	84	611	.5	2.7	43	404	.3	3.3
SP '04	85	1460	.5	3.3	109	690	.7	3.0	105	840	.7	2.8	96	860	.6	3.1	57	543	.4	4.4
KCBS-FM																				
SP '05	60	1680	.4	2.3	74	721	.5	2.0	78	849	.5	2.1	90	969	.6	2.8	26	571	.2	2.0
WI '05	23	889	.1	.9	19	339	.1	.5	40	488	.2	1.1	33	413	.2	1.0	7	191		.6
FA '04	24	973	.1	1.0	26	358	.2	.7	33	432	.2	.9	42	507	.3	1.4	12	290	.1	.9
SU '04	30	1312	.2	1.1	19	318	.1	.5	46	622	.3	1.2	46	596	.3	1.4	18	367	.1	1.2
4-Book	34	1214	.2	1.3	35	434	.2	.9	49	598	.3	1.3	53	621	.4	1.7	16	355	.1	1.2
SP '04	27	1147	.2	1.0	39	513	.2	1.1	34	476	.2	.9	35	605	.2	1.1	14	263	.1	1.1
+KDAY-FM																				
SP '05	42	1401	.3	1.6	42	523	.3	1.2	42	791	.3	1.1	70	911	.4	2.2	24	442	.1	1.8
WI '05	37	1149	.2	1.4	36	474	.2	1.0	59	653	.4	1.6	49	600	.3	1.5	14	324	.1	1.1
FA '04	36	982	.2	1.4	45	468	.3	1.3	39	468	.2	1.1	55	613	.3	1.9	18	312	.1	1.4
SU '04	37	803	.2	1.4	29	285	.2	.8	37	403	.2	1.0	50	368	.3	1.5	29	253	.2	1.9
4-Book	38	1084	.2	1.5	38	438	.3	1.1	44	579	.3	1.2	56	623	.3	1.8	21	333	.1	1.6
SP '04	37	443	.2	1.4	32	168	.2	.9	48	260	.3	1.3	55	233	.3	1.8	23	164	.1	1.8
KDLD-FM																				
SP '05	19	554	.1	.7	24	242	.1	.7	21	312	.2	.8	25	331	.2	.8	9	215	.1	.7
WI '05	14	401	.1	.5	10	171	.1	.3	21	244	.1	.6	24	277	.1	.8	10	167	.1	.8
FA '04	12	339	.1	.5	11	108	.1	.3	20	183	.1	.6	17	215	.1	.6	2	97		.2
SU '04	10	313	.1	.4	5	79	.1	.1	17	156	.1	.4	16	188	.1	.5	3	66		.2
4-Book	14	402	.1	.5	13	150	.1	.4	23	224	.1	.6	21	253	.1	.7	6	136	.1	.5
SP '04	11	367	.1	.4	15	195	.1	.4	10	191	.1	.3	16	189	.1	.5	8	178		.6

** Station(s) not reported this survey.

* Listener estimates adjusted for reported broadcast schedule.

+ Station(s) changed call letters - see Page 13.

4-Book: Avg. of current and previous 3 surveys.
2-Book: Avg. of most recent 2 surveys.

Target Listener Trends

Women 18-34

	Monday-Sunday 6AM-MID				Monday-Friday 6AM-10AM				Monday-Friday 10AM-3PM				Monday-Friday 3PM-7PM				Monday-Friday 7PM-MID			
	AQH (00)	Cume (00)	AQH Rtg	AQH Shr	AQH (00)	Cume (00)	AQH Rtg	AQH Shr	AQH (00)	Cume (00)	AQH Rtg	AQH Shr	AQH (00)	Cume (00)	AQH Rtg	AQH Shr	AQH (00)	Cume (00)	AQH Rtg	AQH Shr
KDLE-FM																				
SP '05	15	440	.1	.6	9	102	.1	.2	22	176	.1	.6	24	278	.1	.7	10	109	.1	.8
WI '05	23	284	.1	.9	32	116	.2	.9	47	205	.3	1.2	29	160	.2	.9	6	60		.5
FA '04	16	406	.1	.6	13	168	.1	.4	17	169	.1	.5	36	248	.2	1.2	11	153	.1	.8
SU '04	15	330	.1	.6	11	126	.1	.3	20	125	.1	.5	19	171	.1	.6	13	106	.1	.9
4-Book	17	365	.1	.7	16	128	.1	.5	27	169	.2	.7	27	214	.2	.9	10	107	.1	.8
SP '04	13	417	.1	.5	12	189	.1	.3	18	228	.1	.5	17	276	.1	.5	8	102		.6
KEBN-FM																				
SP '05	20	238	.1	.8	38	131	.2	1.0	44	171	.3	1.2	8	93		.2	6	54		.5
WI '05	**	**	**	**	**	**	**	**	**	**	**	**	**	**	**	**	**	**	**	**
FA '04	**	**	**	**	**	**	**	**	**	**	**	**	**	**	**	**	**	**	**	**
SU '04	**	**	**	**	**	**	**	**	**	**	**	**	**	**	**	**	**	**	**	**
4-Book	**	**	**	**	**	**	**	**	**	**	**	**	**	**	**	**	**	**	**	**
SP '04	**	**	**	**	**	**	**	**	**	**	**	**	**	**	**	**	**	**	**	**
KFI -AM																				
SP '05	16	395	.1	.6	14	145	.1	.4	29	229	.2	.8	32	235	.2	1.0	6	87		.5
WI '05	21	535	.1	.8	14	179	.1	.4	50	343	.3	1.3	28	174	.2	.9	7	76		.6
FA '04	29	551	.2	1.1	31	219	.2	.9	58	315	.4	1.6	59	282	.4	2.0	8	128		.6
SU '04	32	579	.2	1.2	36	208	.2	1.0	52	342	.3	1.4	51	287	.3	1.6	10	113	.1	.7
4-Book	25	515	.2	.9	24	188	.2	.7	47	307	.3	1.3	43	245	.3	1.4	8	101		.6
SP '04	23	644	.1	.9	16	225	.1	.4	36	247	.2	1.0	38	275	.2	1.2	18	137	.1	1.4
KFSH-FM																				
SP '05	18	422	.1	.7	25	218	.2	.7	20	167	.1	.5	18	227	.1	.6	8	177		.6
WI '05	26	497	.2	1.0	43	230	.3	1.2	35	227	.2	.9	39	315	.2	1.2	13	190	.1	1.0
FA '04	20	578	.1	.8	26	311	.2	.7	17	208	.1	.5	26	272	.2	.9	13	191	.1	1.0
SU '04	31	555	.2	1.1	38	230	.2	1.1	47	286	.3	1.2	38	327	.2	1.2	13	277	.1	.9
4-Book	24	513	.2	.9	33	247	.2	.9	30	222	.2	.8	30	285	.2	1.0	12	209	.1	.9
SP '04	22	538	.1	.8	22	301	.1	.6	34	293	.2	.9	27	295	.2	.9	9	198	.1	.7
KFWB-AM																				
SP '05	10	433	.1	.4	24	235	.1	.7	4	125		.1	14	207	.1	.4	3	90		.2
WI '05	6	366		.2	18	231	.1	.5	1	74			5	100		.2	8	64		.6
FA '04	13	587	.1	.5	34	362	.2	1.0	8	163		.2	17	299	.1	.6	4	88		.3
SU '04	7	361		.3	8	134		.2	11	119	.1	.3	9	182	.1	.3	5	100		.3
4-Book	9	437	.1	.4	21	241	.1	.6	6	120		.2	11	197	.1	.4	5	86		.4
SP '04	7	445		.3	27	303	.2	.7	2	74		.1	10	169	.1	.3	1	56		.1
KHHT-FM																				
SP '05	155	2642	1.0	5.8	165	1033	1.0	4.5	217	1397	1.4	5.7	176	1390	1.1	5.4	109	956	.7	8.2
WI '05	110	2541	.7	4.2	112	1171	.7	3.2	151	1116	.9	4.0	116	1156	.7	3.6	80	871	.5	6.4
FA '04	93	2103	.6	3.7	84	705	.5	2.4	126	957	.8	3.5	99	1029	.6	3.4	83	767	.5	6.4
SU '04	149	2482	.9	5.5	156	1080	1.0	4.4	220	1188	1.4	5.8	166	1284	1.0	5.1	107	1098	.7	7.1
4-Book	127	2442	.8	4.8	129	997	.8	3.6	179	1165	1.1	4.8	139	1215	.9	4.4	95	923	.6	7.0
SP '04	133	2616	.8	5.1	145	1165	.9	4.0	170	1348	1.1	4.6	154	1444	1.0	4.9	101	1077	.6	7.8
KHJ -AM																				
SP '05	5	155		.2	13	39	.1	.4	3	64		.1	2	38		.1	4	50		.3
WI '05	6	145		.2	10	53	.1	.3	4	50		.1	7	25		.2	3	25		.2
FA '04	5	175		.2	6	85		.2	6	92		.2	3	52		.1	7	52		.5
SU '04	6	192		.2	8	67		.2	8	88		.2	4	65		.1	3	39		.2
4-Book	6	167		.2	9	61	.1	.3	5	74		.2	4	45		.1	4	42		.3
SP '04	9	251	.1	.3	10	114	.1	.3	12	125	.1	.3	13	104	.1	.4	2	48		.2
KIIS-FM																				
SP '05	221	5345	1.4	8.3	304	2709	1.9	8.3	279	2627	1.7	7.4	300	3241	1.9	9.2	117	1757	.7	8.8
WI '05	211	5280	1.3	8.1	260	2504	1.6	7.4	264	2701	1.6	7.0	276	2837	1.7	8.6	110	1540	.7	8.9
FA '04	199	5006	1.2	7.9	225	2385	1.4	6.3	230	2555	1.4	6.3	286	2773	1.8	9.9	121	1685	.8	9.3
SU '04	172	4707	1.1	6.4	193	2047	1.2	5.5	226	2317	1.4	6.0	218	2632	1.4	6.7	103	1547	.6	6.9
4-Book	201	5085	1.3	7.7	246	2411	1.5	6.9	250	2550	1.5	6.7	270	2871	1.7	8.6	113	1632	.7	8.5
SP '04	153	4558	1.0	5.9	209	2123	1.3	5.7	194	2349	1.2	5.2	218	2485	1.4	6.9	79	1249	.5	6.1

Target Listener Trends - Women 18-34

** Station(s) not reported this survey.

* Listener estimates adjusted for reported broadcast schedule.

+ Station(s) changed call letters - see Page 13.

4-Book: Avg. of current and previous 3 surveys.
2-Book: Avg. of most recent 2 surveys.

Target Listener Trends

Women 18-34																			
Monday-Sunday 6AM-MID				Monday-Friday 6AM-10AM				Monday-Friday 10AM-3PM				Monday-Friday 3PM-7PM				Monday-Friday 7PM-MID			
AQH (00)	Cume (00)	AQH Rtg	AQH Shr	AQH (00)	Cume (00)	AQH Rtg	AQH Shr	AQH (00)	Cume (00)	AQH Rtg	AQH Shr	AQH (00)	Cume (00)	AQH Rtg	AQH Shr	AQH (00)	Cume (00)	AQH Rtg	AQH Shr
KVVS-FM																			
SP '05	4	95	.2	7	39	.2		3	40	.1		9	56	.1	.3	2	42		.2
WI '05	23	184	.1	41	121	.3	1.2	24	120	.1	.6	23	149	.1	.7	15	56	.1	1.2
FA '04	3	82	.1	6	57	.2		3	34	.1		3	48	.1			16		
SU '04	3	100	.1	5	70	.1		4	73	.1		5	51	.2		4	37		.3
4-Book	8	115	.3	15	72	.1	.4	9	67	.2		10	76	.1	.3	5	38		.4
SP '04	14	142	.1	28	98	.2	.8	21	119	.1	.6	23	114	.1	.7	1	29		.1
KJLH-FM																			
SP '05	45	789	.3	28	227	.2	.8	63	355	.4	1.7	53	277	.3	1.6	28	232	.2	2.1
WI '05	42	835	.3	43	317	.3	1.2	52	296	.3	1.4	51	322	.3	1.6	21	216	.1	1.7
FA '04	49	921	.3	53	363	.3	1.5	52	328	.3	1.4	49	471	.3	1.7	42	381	.3	3.2
SU '04	46	746	.3	56	364	.3	1.6	41	390	.3	1.1	53	408	.3	1.6	34	280	.2	2.3
4-Book	46	823	.3	45	318	.3	1.3	52	342	.3	1.4	52	370	.3	1.6	31	277	.2	2.3
SP '04	42	747	.3	41	231	.3	1.1	49	373	.3	1.3	46	423	.3	1.5	30	248	.2	2.3
KKBT-FM																			
SP '05	142	3252	.9	196	1429	1.2	5.4	169	1623	1.1	4.5	184	1851	1.1	5.7	100	999	.6	7.5
WI '05	117	3264	.7	172	1563	1.1	4.9	124	1700	.8	3.3	153	1848	1.0	4.8	66	1130	.4	5.3
FA '04	107	2970	.7	173	1446	1.1	4.8	106	1370	.7	2.9	141	1592	.9	4.9	64	1021	.4	4.9
SU '04	144	3547	.9	176	1590	1.1	5.0	175	1786	1.1	4.6	188	2011	1.2	5.8	112	1279	.7	7.5
4-Book	128	3258	.8	179	1507	1.1	5.0	144	1620	.9	3.8	167	1826	1.1	5.3	86	1107	.5	6.3
SP '04	131	3412	.8	205	1608	1.3	5.6	156	1847	1.0	4.2	150	1794	.9	4.8	61	1094	.4	4.7
KKLA-FM																			
SP '05	5	176	.2	7	110	.2		3	57	.1		17	97	.1	.5	2	48		.2
WI '05	4	191	.2	11	100	.1	.3	4	99	.1		6	51	.1	.2		12		
FA '04	6	235	.2	9	85	.1	.3	5	71	.1		7	122	.2		7	66		.5
SU '04	4	107	.1	7	78	.2		2	35	.1		14	78	.1	.4	1	12		.1
4-Book	5	177	.2	9	93	.1	.3	4	66	.1		11	87	.1	.3	3	35		.2
SP '04	1	65		4	54	.1		2	20	.1			12			1	20		.1
KLAC-AM																			
SP '05	1	64						1	12			5	35	.2			17		
WI '05	6	68	.2	3	23		.1	12	35	.1	.3	16	55	.1	.5	1	18		.1
FA '04	1	92			11			3	42				27				24		
SU '04	4	107	.1					13	76	.1	.3	2	16	.1		2	44		.1
4-Book	3	83	.1	1	9			7	41	.1	.2	6	33	.2		1	26		.1
SP '04	3	286	.1	1	27				30			7	161	.2		6	79		.5
KLAX-FM																			
SP '05	128	1825	.8	226	920	1.4	6.2	157	1059	1.0	4.1	111	783	.7	3.4	62	543	.4	4.7
WI '05	88	1519	.5	164	663	1.0	4.7	108	762	.7	2.9	79	647	.5	2.5	35	358	.2	2.8
FA '04	120	1765	.7	250	988	1.6	7.0	190	1243	1.2	5.2	81	766	.5	2.8	31	277	.2	2.4
SU '04	128	1689	.8	257	1005	1.6	7.3	146	1096	.9	3.9	104	825	.6	3.2	59	540	.4	3.9
4-Book	116	1700	.7	224	894	1.4	6.3	150	1040	1.0	4.0	94	755	.6	3.0	47	430	.3	3.5
SP '04	131	1951	.8	266	1080	1.7	7.3	185	1216	1.2	5.0	108	843	.7	3.4	30	380	.2	2.3
KLQS-FM																			
SP '05	34	975	.2	42	317	.3	1.2	51	352	.3	1.3	51	457	.3	1.6	18	229	.1	1.4
WI '05	23	872	.1	52	417	.3	1.5	30	414	.2	.8	21	263	.1	.7	13	216	.1	1.0
FA '04	15	721	.1	14	218	.1	.4	16	372	.1	.4	29	355	.2	1.0	7	158		.5
SU '04	30	1231	.2	58	488	.4	1.6	31	503	.2	.8	41	583	.3	1.3	16	268	.1	1.1
4-Book	26	950	.2	42	360	.3	1.2	32	410	.2	.8	36	415	.2	1.2	14	218	.1	1.0
SP '04	34	1193	.2	43	381	.3	1.2	65	564	.4	1.7	38	453	.2	1.2	13	257	.1	1.0
KLXS-FM																			
SP '05	51	692	.3	117	467	.7	3.2	127	444	.8	3.4	27	211	.2	.8	5	114		.4
WI '05	50	912	.3	119	518	.7	3.4	68	435	.4	1.8	81	431	.5	2.5	12	188	.1	1.0
FA '04	63	972	.4	184	593	1.1	5.1	108	538	.7	3.0	46	394	.3	1.6	10	152	.1	.8
SU '04	51	947	.3	144	600	.9	4.1	50	373	.3	1.3	79	492	.5	2.4	9	170	.1	.6
4-Book	54	881	.3	141	545	.9	4.0	88	448	.6	2.4	58	382	.4	1.8	9	156	.1	.7
SP '04	67	1074	.4	132	506	.8	3.6	142	522	.9	3.8	96	623	.6	3.1	3	116		.2

** Station(s) not reported this survey.

* Listener estimates adjusted for reported broadcast schedule.

+ Station(s) changed call letters - see Page 13.

4-Book: Avg. of current and previous 3 surveys.
2-Book: Avg. of most recent 2 surveys.

Target Listener Trends

Women 18-34

Target Listener Trends - Women 18-34

	Monday-Sunday 6AM-MID				Monday-Friday 6AM-10AM				Monday-Friday 10AM-3PM				Monday-Friday 3PM-7PM				Monday-Friday 7PM-MID			
	AQH (00)	Cume (00)	AQH Rtg	AQH Shr	AQH (00)	Cume (00)	AQH Rtg	AQH Shr	AQH (00)	Cume (00)	AQH Rtg	AQH Shr	AQH (00)	Cume (00)	AQH Rtg	AQH Shr	AQH (00)	Cume (00)	AQH Rtg	AQH Shr
KLTX-AM																				
SP '05	9	126	.1	.3	14	85	.1	.4	13	97	.1	.3	6	45	.2	.2	5	79	.4	.4
WI '05	20	211	.1	.8	27	115	.2	.8	31	133	.2	.8	15	87	.1	.5	11	88	.1	.9
FA '04	22	182	.1	.9	33	117	.2	.9	44	117	.3	1.2	18	91	.1	.6	7	89	.5	.5
SU '04	22	103	.1	.8	26	80	.2	.7	43	103	.3	1.1	26	90	.2	.8	6	13	.4	.4
4-Book	18	156	.1	.7	25	99	.2	.7	33	113	.2	.9	16	78	.1	.5	7	67	.1	.6
SP '04	29	245	.2	1.1	44	206	.3	1.2	43	192	.3	1.2	33	153	.2	1.1	12	121	.1	.9
KLVE-FM																				
SP '05	151	2477	.9	5.7	162	1141	1.0	4.4	253	1382	1.6	6.7	157	1299	1.0	4.8	95	826	.6	7.1
WI '05	143	2590	.9	5.5	150	1113	.9	4.3	233	1531	1.5	6.2	182	1255	1.1	5.7	62	758	.4	5.0
FA '04	145	2669	.9	5.7	178	1311	1.1	5.0	241	1409	1.5	6.6	125	1145	.8	4.3	71	690	.4	5.5
SU '04	153	2488	1.0	5.7	162	1033	1.0	4.6	267	1513	1.7	7.0	168	1253	1.0	5.1	84	801	.5	5.6
4-Book	148	2556	.9	5.7	163	1150	1.0	4.6	249	1459	1.6	6.6	158	1238	1.0	5.0	78	769	.5	5.8
SP '04	135	2281	.8	5.2	154	1029	1.0	4.2	200	1371	1.2	5.4	132	1047	.8	4.2	91	795	.6	7.1
KLYY-FM																				
SP '05	75	1126	.5	2.8	62	364	.4	1.7	141	688	.9	3.7	117	527	.7	3.6	14	168	.1	1.1
WI '05	75	1215	.5	2.9	61	428	.4	1.7	160	766	1.0	4.2	86	612	.5	2.7	28	331	.2	2.3
FA '04	53	966	.3	2.1	49	386	.3	1.4	99	612	.6	2.7	57	445	.4	2.0	14	213	.1	1.1
SU '04	68	1097	.4	2.5	72	516	.4	2.0	115	665	.7	3.0	74	555	.5	2.3	27	295	.2	1.8
4-Book	68	1101	.4	2.6	61	424	.4	1.7	129	683	.8	3.4	84	535	.5	2.7	21	252	.2	1.6
SP '04	65	1030	.4	2.5	30	301	.2	.8	125	651	.8	3.4	85	485	.5	2.7	33	320	.2	2.6
KMXE-AM																				
SP '05	8	110	.3	.3	3	37	.1	.1	22	60	.1	.6	12	73	.1	.4	6	14	.5	.5
WI '05	6	115	.2	.2	10	40	.1	.3	18	50	.1	.5	3	50	.1	.1		13		
FA '04	**	**	**	**	**	**	**	**	**	**	**	**	**	**	**	**	**	**	**	**
SU '04	3	105	.1	.1	2	25	.1	.1	**	**	**	**	1	39	**	**	7	36	.5	.5
4-Book	**	**	**	**	**	**	**	**	**	**	**	**	**	**	**	**	**	**	**	**
SP '04	2	54	.1	.1					3	25	.1	.1	2	39	.1	.1		14		
KMZT-FM																				
SP '05	19	443	.1	.7	16	151	.1	.4	29	175	.2	.8	24	143	.1	.7	5	108	.4	.4
WI '05	21	457	.1	.8	12	165	.1	.3	31	207	.2	.8	31	212	.2	1.0	17	200	.1	1.4
FA '04	16	515	.1	.6	18	136	.1	.5	33	209	.2	.9	18	181	.1	.6	13	150	.1	1.0
SU '04	10	457	.1	.4	6	73	.2	.2	17	238	.1	.4	13	245	.1	.4	8	91	.5	.5
4-Book	17	468	.1	.6	13	131	.1	.4	28	207	.2	.7	22	195	.1	.7	11	137	.1	.8
SP '04	19	403	.1	.7	18	156	.1	.5	28	242	.2	.8	28	243	.2	.9	10	65	.1	.8
KNX -AM																				
SP '05	9	347	.1	.3	11	123	.1	.3	9	146	.1	.2	15	201	.1	.5	6	97	.5	.5
WI '05	5	304	.2	.2	10	145	.1	.3	3	99	.1	.1	8	150	.3	.3	4	110	.3	.3
FA '04	7	408	.3	.3	15	251	.1	.4	6	136	.2	.2	7	171	.2	.2	1	41	.1	.1
SU '04	5	419	.2	.2	11	213	.1	.3	2	132	.1	.1	11	200	.1	.3	4	102	.3	.3
4-Book	7	370	.3	.3	12	183	.1	.3	5	128	.2	.2	10	181	.1	.3	4	88	.3	.3
SP '04	10	533	.1	.4	28	380	.2	.8	6	132	.2	.2	11	214	.1	.4	7	135	.5	.5
KOST-FM																				
SP '05	105	2165	.7	3.9	107	830	.7	2.9	190	972	1.2	5.0	149	1092	.9	4.6	51	583	.3	3.8
WI '05	93	2311	.6	3.6	96	775	.6	2.7	161	956	1.0	4.3	136	1106	.8	4.3	56	642	.3	4.5
FA '04	120	2251	.7	4.8	115	934	.7	3.2	229	1067	1.4	6.3	163	1002	1.0	5.6	52	867	.3	4.0
SU '04	97	2096	.6	3.6	91	858	.6	2.6	163	969	1.0	4.3	124	1004	.8	3.8	68	816	.4	4.5
4-Book	104	2206	.7	4.0	102	849	.7	2.9	186	991	1.2	5.0	143	1051	.9	4.6	57	727	.3	4.2
SP '04	132	2151	.8	5.1	123	925	.8	3.4	259	1076	1.6	7.0	191	1041	1.2	6.1	59	817	.4	4.6
KPWR-FM																				
SP '05	144	4188	.9	5.4	232	2154	1.4	6.4	140	2056	.9	3.7	189	2306	1.2	5.8	68	1233	.4	5.1
WI '05	182	4565	1.1	7.0	221	2077	1.4	6.3	216	2351	1.3	5.7	260	2691	1.6	8.1	91	1504	.6	7.3
FA '04	204	4448	1.3	8.1	305	1991	1.9	8.5	238	2389	1.5	6.6	249	2445	1.6	8.6	114	1596	.7	8.8
SU '04	183	4649	1.1	6.8	249	2111	1.6	7.1	190	2326	1.2	5.0	239	2651	1.5	7.3	121	1815	.8	8.1
4-Book	178	4463	1.1	6.8	252	2083	1.6	7.1	196	2281	1.2	5.3	234	2523	1.5	7.5	99	1537	.6	7.3
SP '04	189	4703	1.2	7.2	250	2313	1.6	6.8	217	2583	1.4	5.8	254	2810	1.6	8.1	93	1515	.6	7.2

** Station(s) not reported this survey.

* Listener estimates adjusted for reported broadcast schedule.

+ Station(s) changed call letters - see Page 13.

4-Book: Avg. of current and previous 3 surveys.
2-Book: Avg. of most recent 2 surveys.

Target Listener Trends

Women 18-34																				
Monday-Sunday 6AM-MID				Monday-Friday 6AM-10AM				Monday-Friday 10AM-3PM				Monday-Friday 3PM-7PM				Monday-Friday 7PM-MID				
AQH (00)	Cume (00)	AQH Rtg	AQH Shr	AQH (00)	Cume (00)	AQH Rtg	AQH Shr	AQH (00)	Cume (00)	AQH Rtg	AQH Shr	AQH (00)	Cume (00)	AQH Rtg	AQH Shr	AQH (00)	Cume (00)	AQH Rtg	AQH Shr	
KRCD-FM																				
SP '05	36	670	.2	1.4	38	227	.2	1.0	38	268	.2	1.0	35	297	.2	1.1	35	246	.2	2.6
WI '05	25	564	.2	1.0	36	186	.2	1.0	30	264	.2	.8	21	199	.1	.7	25	170	.2	2.0
FA '04	43	691	.3	1.7	32	282	.2	.9	49	426	.3	1.3	62	287	.4	2.1	35	202	.2	2.7
SU '04	37	604	.2	1.4	46	179	.3	1.3	45	263	.3	1.2	41	284	.3	1.3	36	275	.2	2.4
4-Book	35	632	.2	1.4	38	219	.2	1.1	41	305	.3	1.1	40	267	.3	1.3	33	223	.2	2.4
SP '04	25	531	.2	1.0	39	203	.2	1.1	39	246	.2	1.0	20	225	.1	.6	22	160	.1	1.7
KRCV-FM																				
SP '05	13	380	.1	.5	14	115	.1	.4	24	239	.1	.6	8	96	.2	.2	13	105	.1	1.0
WI '05	25	494	.2	1.0	45	256	.3	1.3	33	266	.2	.9	31	245	.2	1.0	7	133	.2	.6
FA '04	23	383	.1	.9	22	140	.1	.6	38	214	.2	1.0	19	146	.1	.7	10	99	.1	.8
SU '04	25	386	.2	.9	21	130	.1	.6	28	171	.2	.7	22	195	.1	.7	29	165	.2	1.9
4-Book	22	411	.2	.8	26	160	.2	.7	31	223	.2	.8	20	171	.1	.7	15	126	.1	1.1
SP '04	18	293	.1	.7	15	157	.1	.4	12	142	.1	.3	26	127	.2	.8	15	133	.1	1.2
KRLA-AM																				
SP '05	2	60	.1	.1	4	31	.1	.1	5	46	.1	.1					1	18	.1	.1
WI '05	5	61	.2	.2	14	33	.1	.4	11	29	.1	.3		10						
FA '04	6	118	.2	.2	3	48	.1	.1	18	47	.1	.5	9	79	.1	.3		17		
SU '04	2	72	.1	.1	4	30	.1	.1	6	43	.2	.2	1	15			1	30	.1	.1
4-Book	4	78	.2	.2	6	36	.2	.2	10	41	.1	.3	3	26			1	16	.1	.1
SP '04	11	110	.1	.4	9	25	.1	.2	10	37	.1	.3	26	82	.2	.8	11	62	.1	.9
KROQ-FM																				
SP '05	151	3561	.9	5.7	251	1741	1.6	6.9	210	1780	1.3	5.5	164	2007	1.0	5.0	82	1351	.5	6.2
WI '05	138	3395	.9	5.3	272	1873	1.7	7.7	141	1682	.9	3.7	174	1889	1.1	5.5	81	1168	.5	6.5
FA '04	130	3227	.8	5.2	250	1768	1.6	7.0	137	1577	.9	3.8	143	1642	.9	4.9	90	1153	.6	6.9
SU '04	172	3703	1.1	6.4	244	1887	1.5	6.9	193	1965	1.2	5.1	211	2096	1.3	6.5	121	1469	.8	8.1
4-Book	148	3472	.9	5.7	254	1817	1.6	7.1	170	1751	1.1	4.5	173	1909	1.1	5.5	94	1285	.6	6.9
SP '04	164	3541	1.0	6.3	310	2092	1.9	8.5	191	1829	1.2	5.1	171	1908	1.1	5.4	111	1360	.7	8.6
KRTH-FM																				
SP '05	42	1537	.3	1.6	41	499	.3	1.1	65	690	.4	1.7	54	704	.3	1.7	27	443	.2	2.0
WI '05	60	1342	.4	2.3	62	510	.4	1.8	110	639	.7	2.9	90	676	.6	2.8	19	309	.1	1.5
FA '04	39	1380	.2	1.5	35	350	.2	1.0	71	625	.4	2.0	41	556	.3	1.4	17	314	.1	1.3
SU '04	41	1488	.3	1.5	47	579	.3	1.3	51	619	.3	1.3	49	634	.3	1.5	31	463	.2	2.1
4-Book	46	1437	.3	1.7	46	485	.3	1.3	74	643	.5	2.0	59	643	.4	1.9	24	382	.2	1.7
SP '04	38	1398	.2	1.5	36	493	.2	1.0	56	582	.3	1.5	49	573	.3	1.6	22	387	.1	1.7
KSCA-FM																				
SP '05	137	1845	.9	5.2	278	1158	1.7	7.6	166	1012	1.0	4.4	154	664	1.0	4.7	26	301	.2	2.0
WI '05	111	1518	.7	4.3	234	959	1.5	6.6	130	791	.8	3.4	99	494	.6	3.1	38	282	.2	3.1
FA '04	75	1436	.5	3.0	188	776	1.2	5.3	98	678	.6	2.7	49	429	.3	1.7	17	224	.1	1.3
SU '04	84	1164	.5	3.1	160	665	1.0	4.5	118	692	.7	3.1	53	459	.3	1.6	29	322	.2	1.9
4-Book	102	1491	.7	3.9	215	890	1.4	6.0	128	793	.8	3.4	89	512	.6	2.8	28	282	.2	2.1
SP '04	61	1099	.4	2.3	159	623	1.0	4.3	85	631	.5	2.3	29	356	.2	.9	10	177	.1	.8
KSPN-AM																				
SP '05	8	178	.3	.3	3	28	.1	.1	4	32	.1	.1	7	67	.2	.2	12	61	.1	.9
WI '05		30				15														
FA '04	2	139	.1	.1	2	51	.1	.1	1	18			4	59		.1		28		
SU '04	4	109	.1	.1	2	11	.1	.1	7	11	.2	.2	10	62	.1	.3	2	42	.1	.1
4-Book	4	114	.1	.1	2	26	.1	.1	3	15	.1	.1	5	47	.2	.2	4	33	.3	.3
SP '04	2	117	.1	.1					2	30	.1	.1	6	79	.2	.2		20		
KSSE-FM																				
SP '05	124	2311	.8	4.7	213	1257	1.3	5.8	179	1250	1.1	4.7	116	1163	.7	3.6	48	515	.3	3.6
WI '05	142	2413	.9	5.5	232	1281	1.4	6.6	199	1430	1.2	5.3	167	1216	1.0	5.2	47	631	.3	3.8
FA '04	145	2169	.9	5.7	269	1223	1.7	7.5	211	1142	1.3	5.8	146	1095	.9	5.0	56	641	.3	4.3
SU '04	158	2218	1.0	5.8	267	1373	1.7	7.6	228	1401	1.4	6.0	167	1197	1.0	5.1	49	691	.3	3.3
4-Book	142	2278	.9	5.4	245	1284	1.5	6.9	204	1306	1.3	5.5	149	1168	.9	4.7	50	620	.3	3.8
SP '04	137	2140	.9	5.2	226	1265	1.4	6.2	199	1231	1.2	5.3	142	1170	.9	4.5	65	634	.4	5.0

** Station(s) not reported this survey.

* Listener estimates adjusted for reported broadcast schedule.

+ Station(s) changed call letters - see Page 13.

4-Book: Avg. of current and previous 3 surveys.
2-Book: Avg. of most recent 2 surveys.

Target Listener Trends

Women 18-34

Target Listener Trends - Women 18-34

	Monday-Sunday 6AM-MID				Monday-Friday 6AM-10AM				Monday-Friday 10AM-3PM				Monday-Friday 3PM-7PM				Monday-Friday 7PM-MID			
	AQH (00)	Cume (00)	AQH Rtg	AQH Shr	AQH (00)	Cume (00)	AQH Rtg	AQH Shr	AQH (00)	Cume (00)	AQH Rtg	AQH Shr	AQH (00)	Cume (00)	AQH Rtg	AQH Shr	AQH (00)	Cume (00)	AQH Rtg	AQH Shr
+KTLK-AM																				
SP '05	4	103		.2	4	40		.1	5	55		.1	5	51		.2	2	45		.2
WI '05	1	30				18							1	30			2	30		.2
FA '04		13							1	13										
SU '04		14																		
4-Book	1	40		.1	1	15			2	17			2	20		.1	1	19		.1
SP '04	1	49							1	25			1	28						
KTNQ-AM																				
SP '05	10	229	.1	.4	11	67	.1	.3	32	180	.2	.8	8	49		.2				
WI '05	6	179		.2	2	53		.1	27	142	.2	.7	1	13				13		
FA '04	9	215	.1	.4	14	71	.1	.4	27	145	.2	.7	4	34		.1	1	12		.1
SU '04	13	248	.1	.5	20	94	.1	.6	28	128	.2	.7	15	93	.1	.5	4	54		.3
4-Book	10	218	.1	.4	12	71	.1	.4	29	149	.2	.7	7	47		.2	1	20		.1
SP '04	**	**	**	**	**	**	**	**	**	**	**	**	**	**	**	**	**	**	**	**
KTWV-FM																				
SP '05	28	664	.2	1.1	35	325	.2	1.0	52	293	.3	1.4	35	287	.2	1.1	9	173	.1	.7
WI '05	31	636	.2	1.2	40	314	.2	1.1	56	329	.3	1.5	31	338	.2	1.0	23	236	.1	1.9
FA '04	45	669	.3	1.8	44	278	.3	1.2	73	321	.5	2.0	55	404	.3	1.9	31	240	.2	2.4
SU '04	53	802	.3	2.0	50	421	.3	1.4	101	433	.6	2.7	77	408	.5	2.4	29	122	.2	1.9
4-Book	39	693	.3	1.5	42	335	.3	1.2	71	344	.4	1.9	50	359	.3	1.6	23	193	.2	1.7
SP '04	40	759	.2	1.5	47	313	.3	1.3	74	392	.5	2.0	41	369	.3	1.3	27	242	.2	2.1
KWIZ-FM																				
SP '05	23	302	.1	.9	31	158	.2	.9	31	185	.2	.8	25	158	.2	.8	8	65		.6
WI '05	28	466	.2	1.1	39	164	.2	1.1	49	294	.3	1.3	31	268	.2	1.0	4	67		.3
FA '04	15	310	.1	.6	16	116	.1	.4	33	180	.2	.9	15	145	.1	.5	1	48		.1
SU '04	32	495	.2	1.2	34	261	.2	1.0	52	294	.3	1.4	51	317	.3	1.6	7	88		.5
4-Book	25	393	.2	1.0	30	175	.2	.9	41	238	.3	1.1	31	222	.2	1.0	5	67		.4
SP '04	18	454	.1	.7	14	150	.1	.4	23	236	.1	.6	22	207	.1	.7	14	110	.1	1.1
KWVE-FM																				
SP '05	6	212		.2	17	120	.1	.5	4	63		.1	6	67		.2				
WI '05	7	197		.3	14	123	.1	.4	6	67		.2	7	67		.2	3	43		.2
FA '04	9	358	.1	.4	12	139	.1	.3	11	159	.1	.3	11	144	.1	.4	7	125		.5
SU '04	12	195	.1	.4	14	134	.1	.4	20	77	.1	.5	16	105	.1	.5	5	63		.3
4-Book	9	241	.1	.3	14	129	.1	.4	10	92	.1	.3	10	96	.1	.3	4	58		.3
SP '04	13	256	.1	.5	32	126	.2	.9	15	135	.1	.4	15	120	.1	.5	2	37		.2
KXOL-FM																				
SP '05	104	1551	.6	3.9	95	660	.6	2.6	145	812	.9	3.8	147	915	.9	4.5	72	567	.4	5.4
WI '05	70	1300	.4	2.7	80	611	.5	2.3	121	838	.8	3.2	83	713	.5	2.6	24	395	.1	1.9
FA '04	74	1201	.5	2.9	81	550	.5	2.3	127	848	.8	3.5	97	621	.6	3.3	30	281	.2	2.3
SU '04	66	1148	.4	2.4	89	559	.6	2.5	102	632	.6	2.7	73	616	.5	2.2	23	364	.1	1.5
4-Book	79	1300	.5	3.0	86	595	.6	2.4	124	783	.8	3.3	100	716	.6	3.2	37	402	.2	2.8
SP '04	64	1211	.4	2.5	105	510	.7	2.9	86	553	.5	2.3	55	572	.3	1.8	21	307	.1	1.6
KYSR-FM																				
SP '05	72	2561	.4	2.7	130	1224	.8	3.6	95	1168	.6	2.5	101	1374	.6	3.1	31	670	.2	2.3
WI '05	112	2910	.7	4.3	168	1297	1.0	4.8	176	1416	1.1	4.7	148	1457	.9	4.6	45	720	.3	3.6
FA '04	101	2509	.6	4.0	195	1242	1.2	5.5	136	1293	.8	3.7	115	1220	.7	4.0	49	601	.3	3.8
SU '04	107	2673	.7	4.0	131	1163	.8	3.7	181	1387	1.1	4.8	137	1487	.9	4.2	43	743	.3	2.9
4-Book	98	2663	.6	3.8	156	1232	1.0	4.4	147	1316	.9	3.9	125	1385	.8	4.0	42	684	.3	3.2
SP '04	104	3170	.6	4.0	167	1394	1.0	4.6	151	1551	.9	4.1	146	1768	.9	4.7	33	793	.2	2.6
KZLA-FM																				
SP '05	48	1071	.3	1.8	51	488	.3	1.4	71	641	.4	1.9	85	720	.5	2.6	26	495	.2	2.0
WI '05	47	1167	.3	1.8	52	648	.3	1.5	77	615	.5	2.0	63	722	.4	2.0	21	368	.1	1.7
FA '04	36	958	.2	1.4	41	405	.3	1.1	65	525	.4	1.8	55	555	.3	1.9	10	257	.1	.8
SU '04	41	957	.3	1.5	56	482	.3	1.6	43	480	.3	1.1	61	636	.4	1.9	18	200	.1	1.2
4-Book	43	1038	.3	1.6	50	506	.3	1.4	64	565	.4	1.7	66	658	.4	2.1	19	330	.1	1.4
SP '04	57	1083	.4	2.2	84	586	.5	2.3	73	537	.5	2.0	86	795	.5	2.7	25	431	.2	1.9

** Station(s) not reported this survey.

* Listener estimates adjusted for reported broadcast schedule.

+ Station(s) changed call letters - see Page 13.

4-Book: Avg. of current and previous 3 surveys.
2-Book: Avg. of most recent 2 surveys.

Target Listener Trends

Women 18-34																				
Monday-Sunday 6AM-MID				Monday-Friday 6AM-10AM				Monday-Friday 10AM-3PM				Monday-Friday 3PM-7PM				Monday-Friday 7PM-MID				
AQH (00)	Cume (00)	AQH Rtg	AQH Shr	AQH (00)	Cume (00)	AQH Rtg	AQH Shr	AQH (00)	Cume (00)	AQH Rtg	AQH Shr	AQH (00)	Cume (00)	AQH Rtg	AQH Shr	AQH (00)	Cume (00)	AQH Rtg	AQH Shr	
XTRA-AM																				
SP '05	1	78		1	14			1	18			1	36				10			
WI '05	2	52	.1	5	25		.1	3	12		.1	4	25		.1	1	26		.1	
FA '04		28						1	18			1	18							
SU '04	1	63			16			1	16			1	33							
4-Book	1	55		2	14			2	16			2	28				9			
SP '04	3	86	.1					8	42		.2	3	28		.1		13			
KGGI-FM																				
SP '05	20	749	.1	.8	22	227	.1	.6	24	305	.1	.6	30	343	.2	.9	16	291	.1	1.2
WI '05	27	981	.2	1.0	29	428	.2	.8	44	428	.3	1.2	33	482	.2	1.0	12	219	.1	1.0
FA '04	11	573	.1	.4	13	185	.1	.4	12	275	.1	.3	13	255	.1	.4	10	149	.1	.8
SU '04	17	852	.1	.6	19	314	.1	.5	12	313	.1	.3	20	429	.1	.6	20	289	.1	1.3
4-Book	19	789	.1	.7	21	289	.1	.6	23	330	.2	.6	24	377	.2	.7	15	237	.1	1.1
SP '04	22	888	.1	.8	19	261	.1	.5	27	409	.2	.7	26	378	.2	.8	17	256	.1	1.3
KOLA-FM																				
SP '05	2	121		.1	1	26			1	32			5	60		.2	1	25		.1
WI '05	**	**	**	**	**	**	**	**	**	**	**	**	**	**	**	**	**	**	**	**
FA '04	**	**	**	**	**	**	**	**	**	**	**	**	**	**	**	**	**	**	**	**
SU '04	**	**	**	**	**	**	**	**	**	**	**	**	**	**	**	**	**	**	**	**
4-Book	**	**	**	**	**	**	**	**	**	**	**	**	**	**	**	**	**	**	**	**
SP '04	**	**	**	**	**	**	**	**	**	**	**	**	**	**	**	**	**	**	**	**
TOTALS																				
SP '05	2660	15516	16.6		3645	13503	22.7		3791	12910	23.6		3255	13372	20.3		1331	9488	8.3	
WI '05	2601	15439	16.2		3523	13222	22.0		3775	12754	23.5		3192	13286	19.9		1242	8765	7.7	
FA '04	2524	15562	15.7		3574	13474	22.3		3631	12569	22.7		2903	13075	18.1		1302	8940	8.1	
SU '04	2705	15469	16.9		3521	13209	22.0		3789	13372	23.7		3266	13499	20.4		1500	9614	9.4	
4-Book	2623	15497	16.4		3566	13352	22.3		3747	12901	23.4		3154	13308	19.7		1344	9202	8.4	
SP '04	2612	15410	16.3		3663	13587	22.9		3722	12870	23.2		3138	13038	19.6		1290	9182	8.1	

** Station(s) not reported this survey.

* Listener estimates adjusted for reported broadcast schedule.

+ Station(s) changed call letters - see Page 13.

4-Book: Avg. of current and previous 3 surveys.
2-Book: Avg. of most recent 2 surveys.

Target Listener Estimates

		Women 18-34																				
		Monday-Friday 6AM-7PM				Weekend 6AM-MID				Saturday 6AM-10AM				Saturday 10AM-3PM				Saturday 3PM-7PM				
		AQH (00)	Cume (00)	AQH Rtg	AQH Shr	AQH (00)	Cume (00)	AQH Rtg	AQH Shr	AQH (00)	Cume (00)	AQH Rtg	AQH Shr	AQH (00)	Cume (00)	AQH Rtg	AQH Shr	AQH (00)	Cume (00)	AQH Rtg	AQH Shr	
KABC-AM																						
SP '05		2	88		.1		13															
4-Book		9	136	.1	.3	1	33		.1	1	7		.1	1	6			2	7			.1
KAZN-AM																						
SP '05		2	19		.1	1	19		.1					4	19		.1					
4-Book		**	**	**	**	**	**	**	**	**	**	**	**	**	**	**	**	**	**	**	**	**
KBIG-FM																						
SP '05		95	1289	.6	2.7	28	613	.2	1.5	37	83	.2	1.9	67	207	.4	1.9	47	212	.3	2.2	
4-Book		113	1471	.7	3.2	34	675	.2	1.8	28	101	.2	1.5	54	196	.4	1.6	45	184	.3	2.1	
KBUA-FM																						
SP '05		36	288	.2	1.0	18	184	.1	.9	31	78	.2	1.6	33	91	.2	.9	26	55	.2	1.2	
4-Book		31	245	.2	.9	16	147	.1	.8	19	43	.1	.9	34	89	.2	1.0	17	53	.1	.7	
KBUE-FM																						
SP '05		88	984	.5	2.5	49	680	.3	2.6	70	179	.4	3.6	123	351	.8	3.5	48	146	.3	2.2	
4-Book		108	1125	.7	3.1	65	758	.4	3.5	82	227	.5	4.2	123	359	.8	3.8	67	219	.4	3.0	
KCBS-FM																						
SP '05		81	1431	.5	2.3	45	767	.3	2.3	44	154	.3	2.3	92	387	.6	2.6	55	240	.3	2.5	
4-Book		46	978	.3	1.3	25	524	.2	1.3	21	95	.2	1.1	52	212	.3	1.6	28	132	.2	1.3	
+KDAY-FM																						
SP '05		51	1236	.3	1.4	38	753	.2	2.0	23	97	.1	1.2	72	253	.4	2.1	58	222	.4	2.7	
4-Book		46	936	.3	1.3	36	566	.2	1.9	29	96	.2	1.5	62	219	.4	1.9	63	192	.4	2.9	
KDLD-FM																						
SP '05		27	485	.2	.8	10	196	.1	.5	25	69	.2	1.3	14	85	.1	.4	27	101	.2	1.3	
4-Book		19	352	.1	.6	9	196	.1	.5	14	42	.1	.7	13	64	.1	.4	22	91	.1	1.0	
KDLE-FM																						
SP '05		19	345	.1	.5	10	239	.1	.5	2	18		.1	22	89	.1	.6	14	77	.1	.6	
4-Book		24	305	.1	.7	11	182	.1	.5	8	22		.4	16	58	.1	.5	14	54	.1	.6	
KEBN-FM																						
SP '05		31	224	.2	.9	8	92		.4	25	53	.2	1.3	13	40	.1	.4	1	13			
4-Book		**	**	**	**	**	**	**	**	**	**	**	**	**	**	**	**	**	**	**	**	**
KFI -AM																						
SP '05		25	395	.2	.7	7	104		.4	5	34		.3	4	35		.1					
4-Book		39	459	.3	1.1	11	143	.1	.6	17	45	.1	.9	16	50	.1	.5	2	11			.1
KFSH-FM																						
SP '05		21	313	.1	.6	19	263	.1	1.0	24	75	.1	1.3	38	106	.2	1.1	18	39	.1	.8	
4-Book		31	409	.2	.9	19	288	.1	1.0	15	66	.1	.8	25	107	.2	.8	24	65	.1	1.1	
KFVB-AM																						
SP '05		13	353	.1	.4	9	143	.1	.5	11	66	.1	.6	24	97	.1	.7	8	31			.4
4-Book		13	380	.1	.4	6	126	.1	.3	7	44		.3	11	45	.1	.4	5	33			.2
KHHT-FM																						
SP '05		188	2148	1.2	5.2	126	1425	.8	6.6	95	271	.6	5.0	166	500	1.0	4.7	131	340	.8	6.1	
4-Book		151	1914	1.0	4.3	105	1280	.7	5.5	58	194	.4	3.0	110	412	.7	3.3	91	309	.6	4.1	
KHJ -AM																						
SP '05		6	115		.2	6	62		.3	15	25	.1	.8	10	25	.1	.3	4	12			.2
4-Book		6	127		.2	6	85		.3	8	20	.1	.4	9	27	.1	.3	5	13			.2
KIIS-FM																						
SP '05		293	4742	1.8	8.2	163	2708	1.0	8.5	102	522	.6	5.3	323	1263	2.0	9.2	203	827	1.3	9.4	
4-Book		255	4355	1.6	7.3	165	2874	1.0	8.7	147	594	.9	7.6	273	1171	1.7	8.4	202	838	1.3	9.3	
KVVS-FM																						
SP '05		6	95		.2	2	35		.1					4	24		.1	3	12			.1
4-Book		11	113	.1	.3	6	49		.3	7	17		.4	10	30	.1	.3	5	11			.2

Target Listener Estimates - Women 18-34

** Station(s) not reported this survey.

* Listener estimates adjusted for reported broadcast schedule.

+ Station(s) changed call letters - see Page 13.

4-Book: Avg. of current and previous 3 surveys.
2-Book: Avg. of most recent 2 surveys.

Target Listener Estimates

Women 18-34																					
Monday-Friday 6AM-7PM				Weekend 6AM-MID				Saturday 6AM-10AM				Saturday 10AM-3PM				Saturday 3PM-7PM					
AQH (00)	Cume (00)	AQH Rtg	AQH Shr	AQH (00)	Cume (00)	AQH Rtg	AQH Shr	AQH (00)	Cume (00)	AQH Rtg	AQH Shr	AQH (00)	Cume (00)	AQH Rtg	AQH Shr	AQH (00)	Cume (00)	AQH Rtg	AQH Shr		
KJLH-FM																					
SP '05	49	460	.3	1.4	49	574	.3	2.6	14	64	.1	.7	65	182	.4	1.9	40	99	.2	1.9	
4-Book	50	571	.3	1.4	47	513	.3	2.5	25	79	.2	1.3	58	173	.4	1.8	33	112	.2	1.5	
KKBT-FM																					
SP '05	182	2852	1.1	5.1	99	1601	.6	5.2	83	301	.5	4.3	188	690	1.2	5.4	121	447	.8	5.6	
4-Book	162	2848	1.0	4.6	95	1645	.6	5.0	78	297	.5	4.0	154	649	1.0	4.7	134	463	.8	6.1	
KKLA-FM																					
SP '05	9	176	.1	.3	1	29	.1					1	14								
4-Book	8	157		.2	2	43	.1			2			4				1	8			
KLAC-AM																					
SP '05	2	47		.1		35						2	17		.1						
4-Book	5	65		.2	1	23	.1					5	18		.2						
KLAX-FM																					
SP '05	164	1513	1.0	4.6	108	1071	.7	5.6	188	362	1.2	9.8	175	483	1.1	5.0	93	283	.6	4.3	
4-Book	156	1430	1.0	4.5	93	1010	.6	4.8	172	352	1.1	8.9	145	450	.9	4.4	81	263	.5	3.7	
KLOS-FM																					
SP '05	48	808	.3	1.3	20	423	.1	1.0	12	62	.1	.6	39	147	.2	1.1	31	140	.2	1.4	
4-Book	36	806	.2	1.0	15	380	.1	.8	8	42	.1	.4	27	118	.2	.8	19	104	.1	.9	
KLSX-FM																					
SP '05	93	631	.6	2.6	7	147	.4		5	19	.3		29	77	.2	.8	7	13		.3	
4-Book	95	803	.6	2.7	10	172	.1	.5	8	26	.1	.4	12	45	.1	.4	12	35	.1	.6	
KLTX-AM																					
SP '05	11	113	.1	.3	7	99	.4		30	68	.2	1.6	2	13		.1					
4-Book	25	149	.2	.7	13	110	.1	.7	22	59	.1	1.1	21	45	.1	.7	15	29	.1	.7	
KLVE-FM																					
SP '05	196	2118	1.2	5.5	111	1203	.7	5.8	101	344	.6	5.3	208	529	1.3	6.0	108	284	.7	5.0	
4-Book	195	2147	1.2	5.6	114	1306	.7	6.0	106	350	.7	5.5	213	532	1.3	6.6	112	330	.7	5.1	
KLYY-FM																					
SP '05	109	1005	.7	3.0	54	525	.3	2.8	41	79	.3	2.1	100	195	.6	2.9	66	152	.4	3.1	
4-Book	94	939	.6	2.7	52	599	.3	2.7	54	144	.4	2.8	106	259	.7	3.3	61	180	.4	2.7	
KMXE-AM																					
SP '05	13	96	.1	.4	2	38	.1														
4-Book	**	**	**	**	**	**	**	**	**	**	**	**	**	**	**	**	**	**	**	**	**
KMZT-FM																					
SP '05	24	294	.1	.7	19	278	.1	1.0	21	67	.1	1.1	26	97	.2	.7	21	47	.1	1.0	
4-Book	22	322	.1	.6	12	200	.1	.6	11	38	.1	.6	23	84	.2	.7	15	35	.1	.7	
KNX -AM																					
SP '05	12	291	.1	.3	5	154	.3		1	19	.1		13	101	.1	.4	2	34		.1	
4-Book	9	316	.1	.3	4	113	.2		5	27	.3		6	45	.2		5	41		.3	
KOST-FM																					
SP '05	152	1669	.9	4.2	59	873	.4	3.1	30	143	.2	1.6	100	353	.6	2.9	65	223	.4	3.0	
4-Book	147	1700	.9	4.2	59	890	.4	3.1	43	175	.3	2.2	99	309	.6	3.1	72	232	.5	3.3	
KPWR-FM																					
SP '05	183	3729	1.1	5.1	124	2264	.8	6.5	100	419	.6	5.2	198	864	1.2	5.7	172	740	1.1	8.0	
4-Book	225	3872	1.4	6.4	149	2438	1.0	7.8	133	488	.8	6.9	252	1027	1.6	7.8	214	824	1.4	9.8	
KRCD-FM																					
SP '05	37	552	.2	1.0	36	376	.2	1.9	27	64	.2	1.4	66	196	.4	1.9	28	80	.2	1.3	
4-Book	40	492	.3	1.1	30	316	.2	1.6	33	67	.2	1.7	51	134	.3	1.6	32	81	.2	1.4	
KRCV-FM																					
SP '05	16	288	.1	.4	8	136	.4		15	42	.1	.8	15	52	.1	.4	8	25		.4	
4-Book	26	321	.2	.7	18	208	.1	.9	21	49	.1	1.1	39	103	.3	1.3	15	45	.1	.7	

** Station(s) not reported this survey.

* Listener estimates adjusted for reported broadcast schedule.

+ Station(s) changed call letters - see Page 13.

4-Book: Avg. of current and previous 3 surveys.
2-Book: Avg. of most recent 2 surveys.

Target Listener Estimates

Target Listener Estimates - Women 18-34

		Women 18-34																					
		Monday-Friday 6AM-7PM				Weekend 6AM-MID				Saturday 6AM-10AM				Saturday 10AM-3PM				Saturday 3PM-7PM					
		AQH (00)	Cume (00)	AQH Rtg	AQH Shr	AQH (00)	Cume (00)	AQH Rtg	AQH Shr	AQH (00)	Cume (00)	AQH Rtg	AQH Shr	AQH (00)	Cume (00)	AQH Rtg	AQH Shr	AQH (00)	Cume (00)	AQH Rtg	AQH Shr		
KRLA-AM	SP '05	3	60		.1																		
	4-Book	7	63	.1	.2	1	11		.1	1	4		.1	1	3								
KROQ-FM	SP '05	208	3177	1.3	5.8	96	1759	.6	5.0	61	244	.4	3.2	227	778	1.4	6.5	117	631	.7	5.4		
	4-Book	197	3026	1.2	5.6	97	1773	.6	5.0	75	319	.5	3.8	175	717	1.1	5.3	114	539	.7	5.2		
KRTH-FM	SP '05	54	1219	.3	1.5	30	607	.2	1.6	31	156	.2	1.6	77	287	.5	2.2	33	130	.2	1.5		
	4-Book	61	1112	.4	1.7	33	645	.2	1.8	37	132	.2	1.9	67	235	.4	2.1	47	163	.3	2.2		
KSCA-FM	SP '05	197	1565	1.2	5.5	108	984	.7	5.6	246	491	1.5	12.8	195	454	1.2	5.6	108	191	.7	5.0		
	4-Book	143	1242	.9	4.0	79	795	.5	4.2	194	386	1.2	10.0	144	403	.9	4.4	74	178	.5	3.4		
KSPN-AM	SP '05	5	95		.1	11	131	.1	.6	8	15		.4	15	50	.1	.4	7	34		.3		
	4-Book	3	67		.1	3	68		.2	2	8		.1	6	28		.2	2	12		.1		
KSSE-FM	SP '05	170	2040	1.1	4.7	92	1208	.6	4.8	83	246	.5	4.3	175	545	1.1	5.0	108	353	.7	5.0		
	4-Book	200	2039	1.3	5.7	103	1314	.7	5.4	109	293	.7	5.6	208	606	1.3	6.4	118	381	.7	5.4		
+KTLK-AM	SP '05	5	83		.1	2	62		.1	5	14		.3	5	30		.1	1	10		.1		
	4-Book	2	32			1	19			1	4		.1	1	8			3	6				
KTNQ-AM	SP '05	18	229	.1	.5	1	31		.1	3	12		.2	2	12		.1						
	4-Book	17	196	.1	.5	2	39		.1	7	16		.4	2	9		.1						
KTWV-FM	SP '05	41	517	.3	1.1	16	281	.1	.8	16	41	.1	.8	27	82	.2	.8	30	81	.2	1.4		
	4-Book	55	580	.4	1.6	21	275	.2	1.1	18	55	.1	.9	32	97	.2	1.0	31	95	.2	1.4		
KWIZ-FM	SP '05	29	278	.2	.8	23	170	.1	1.2	16	39	.1	.8	41	79	.3	1.2	30	66	.2	1.4		
	4-Book	35	349	.2	1.0	21	213	.1	1.1	25	65	.2	1.2	41	96	.3	1.3	25	59	.2	1.1		
KWVE-FM	SP '05	8	169		.2	4	74		.2	8	43		.4	14	41	.1	.4						
	4-Book	11	190	.1	.3	5	96		.3	6	25		.3	5	18		.2	5	9		.2		
KXOL-FM	SP '05	130	1293	.8	3.6	78	905	.5	4.1	71	294	.4	3.7	125	323	.8	3.6	86	218	.5	4.0		
	4-Book	105	1127	.7	3.0	59	684	.4	3.1	63	188	.4	3.2	96	237	.6	2.9	70	170	.4	3.2		
KYSR-FM	SP '05	108	2259	.7	3.0	35	826	.2	1.8	19	116	.1	1.0	61	380	.4	1.7	33	222	.2	1.5		
	4-Book	143	2321	.9	4.1	56	1162	.3	2.9	49	249	.3	2.5	93	437	.6	2.9	68	285	.4	3.1		
KZLA-FM	SP '05	69	1005	.4	1.9	27	532	.2	1.4	27	151	.2	1.4	57	268	.4	1.6	48	156	.3	2.2		
	4-Book	61	916	.4	1.7	28	540	.2	1.5	24	133	.2	1.2	53	223	.4	1.6	37	131	.2	1.7		
XTRA-AM	SP '05	1	50			3	68		.2	3	14		.2	6	49		.2						
	4-Book	2	36			1	30		.1	1	4		.1	2	12		.1		3				
KGGI-FM	SP '05	25	551	.2	.7	15	283	.1	.8	12	50	.1	.6	21	137	.1	.6	18	114	.1	.8		
	4-Book	23	650	.2	.7	16	335	.1	.8	11	57	.1	.6	22	126	.1	.7	17	109	.1	.8		
KOLA-FM	SP '05	2	104		.1	4	54		.2					2	19		.1	6	36		.3		
	4-Book	**	**	**	**	**	**	**	**	**	**	**	**	**	**	**	**	**	**	**	**	**	**
TOTALS	SP '05	3581	15386	22.3		1921	12670	12.0		1918	5223	12.0		3495	8771	21.8		2160	5770	13.5			
	4-Book	3509	15332	21.9		1911	12700	11.9		1937	5274	12.1		3253	8200	20.3		2192	5997	13.7			

** Station(s) not reported this survey.

* Listener estimates adjusted for reported broadcast schedule.

+ Station(s) changed call letters - see Page 13.

4-Book: Avg. of current and previous 3 surveys.
2-Book: Avg. of most recent 2 surveys.

Target Listener Estimates

Women 18-34																				
Saturday 7PM-MID				Sunday 6AM-10AM				Sunday 10AM-3PM				Sunday 3PM-7PM				Sunday 7PM-MID				
AQH (00)	Cume (00)	AQH Rtg	AQH Shr	AQH (00)	Cume (00)	AQH Rtg	AQH Shr	AQH (00)	Cume (00)	AQH Rtg	AQH Shr	AQH (00)	Cume (00)	AQH Rtg	AQH Shr	AQH (00)	Cume (00)	AQH Rtg	AQH Shr	
KABC-AM																				
SP '05																				
4-Book																				
								2	7		.1	2	13		.1				3	
KAZN-AM																				
SP '05																				
4-Book																				
**	**	**	**	**	**	**	**	**	2	19	.1	**	1	19	.1	**	**	**	**	
KBIG-FM																				
SP '05																				
4-Book																				
34	149	.2	2.5	6	24		.5	13	79	.1	.6	20	99	.1	1.1					
34	122	.2	2.5	16	56	.1	1.3	41	139	.3	1.7	34	138	.2	1.9	17	76	.1	1.4	
KBUA-FM																				
SP '05																				
4-Book																				
3	25		.2	19	25	.1	1.7	18	70	.1	.8	6	13		.3	10	27	.1	1.0	
5	22		.4	12	28	.1	1.0	25	63	.1	1.1	7	17		.4	7	16	.1	.7	
KBUE-FM																				
SP '05																				
4-Book																				
16	97	.1	1.2	24	93	.1	2.2	49	165	.3	2.1	27	103	.2	1.5	32	106	.2	3.1	
32	139	.2	2.5	39	128	.2	3.2	80	235	.5	3.4	60	172	.4	3.5	38	123	.2	3.4	
KCBS-FM																				
SP '05																				
4-Book																				
34	239	.2	2.5	22	98	.1	2.0	52	279	.3	2.2	46	183	.3	2.5	9	57	.1	.9	
17	101	.1	1.2	12	60	.1	1.0	32	164	.2	1.4	30	123	.2	1.6	8	56	.1	.7	
+KDAY-FM																				
SP '05																				
4-Book																				
36	172	.2	2.6	14	55	.1	1.3	46	188	.3	2.0	40	169	.2	2.2	13	75	.1	1.3	
29	132	.2	2.1	17	58	.1	1.4	42	160	.3	1.8	28	122	.2	1.6	13	50	.1	1.1	
KDLD-FM																				
SP '05																				
4-Book																				
3	14		.2	3	14		.3	12	61	.1	.5					1	13		.1	
9	41	.1	.7	4	17		.4	8	60		.4	5	26	.1	.3	2	9		.2	
KDLE-FM																				
SP '05																				
4-Book																				
8	13		.6					5	54		.2	24	98	.1	1.3	8	13		.8	
6	23		.4	5	13		.4	17	66	.1	.7	16	59	.1	.9	6	25		.6	
KEBN-FM																				
SP '05																				
4-Book																				
3	13		.2	10	27	.1	.9	11	27	.1	.5	5	13		.3					
**	**	**	**	**	**	**	**	**	**	**	**	**	**	**	**	**	**	**	**	**
KFI -AM																				
SP '05																				
4-Book																				
6	19		.4	30	72	.2	2.7	13	35	.1	.6					2	18		.2	
				17	56	.1	1.4	12	32	.1	.5	5	15		.3	8	27	.1	.7	
KFSH-FM																				
SP '05																				
4-Book																				
6	58		.4	34	150	.2	3.1	20	136	.1	.9	11	50	.1	.6	4	31		.4	
9	54		.6	29	149	.2	2.5	25	161	.2	1.1	17	63	.1	1.0	7	47		.6	
KFWB-AM																				
SP '05																				
4-Book																				
6	31		.4	2	20		.2	4	21		.2	15	49	.1	.8					
4	33		.3	4	25		.4	5	26		.2	10	37	.1	.6	2	8		.2	
KHHT-FM																				
SP '05																				
4-Book																				
141	419	.9	10.3	67	227	.4	6.0	119	372	.7	5.1	122	323	.8	6.7	145	319	.9	14.2	
97	320	.6	7.1	50	171	.3	4.2	94	321	.6	4.0	111	337	.7	6.3	203	427	1.3	17.8	
KHJ -AM																				
SP '05																				
4-Book																				
5	16		.4	9	12	.1	.8	3	14		.1	7	14		.4					
				5	15		.4	7	20	.1	.3	4	10		.2	1	7		.1	
KIIS-FM																				
SP '05																				
4-Book																				
122	565	.8	8.9	69	306	.4	6.2	200	856	1.2	8.6	169	575	1.1	9.2	91	431	.6	8.9	
137	574	.9	10.3	95	384	.6	7.9	203	920	1.3	8.7	156	594	1.0	8.8	90	385	.6	8.1	
KVVS-FM																				
SP '05																				
4-Book																				
3	12		.2	2	12		.2					1	11		.1					
4	9		.4	1	6		.1	6	15		.3	7	14	.1	.4	6	10		.5	

** Station(s) not reported this survey.

* Listener estimates adjusted for reported broadcast schedule.

+ Station(s) changed call letters - see Page 13.

4-Book: Avg. of current and previous 3 surveys.
2-Book: Avg. of most recent 2 surveys.

Target Listener Estimates

Women 18-34																				
Saturday 7PM-MID				Sunday 6AM-10AM				Sunday 10AM-3PM				Sunday 3PM-7PM				Sunday 7PM-MID				
AQH (00)	Cume (00)	AQH Rtg	AQH Shr	AQH (00)	Cume (00)	AQH Rtg	AQH Shr	AQH (00)	Cume (00)	AQH Rtg	AQH Shr	AQH (00)	Cume (00)	AQH Rtg	AQH Shr	AQH (00)	Cume (00)	AQH Rtg	AQH Shr	
KJLH-FM																				
SP '05	28	56	.2	2.0	61	209	.4	5.5	93	285	.6	4.0	76	209	.5	4.2	13	61	.1	1.3
4-Book	30	84	.2	2.2	59	151	.4	5.0	88	278	.6	3.8	56	161	.4	3.2	24	80	.1	2.2
KKBT-FM																				
SP '05	75	326	.5	5.5	60	191	.4	5.4	92	383	.6	4.0	93	344	.6	5.1	75	316	.5	7.3
4-Book	83	340	.5	6.1	71	235	.5	6.0	100	455	.6	4.2	82	307	.5	4.6	58	244	.4	5.1
KKLA-FM																				
SP '05	1	7		.1	2	11		.1	4	14		.2	1	10		.1	3	29		.3
4-Book	1	7		.1	2	11		.1	4	22		.2	1	10		.1	3	15		.3
KLAC-AM																				
SP '05	1	4											2	19		.1				
4-Book	1	4											1	5						
KLAX-FM																				
SP '05	90	226	.6	6.5	20	79	.1	1.8	134	377	.8	5.8	112	292	.7	6.1	50	188	.3	4.9
4-Book	49	149	.3	3.6	51	132	.3	4.1	114	334	.7	5.0	91	235	.6	5.1	42	145	.3	3.7
KLOS-FM																				
SP '05	14	43	.1	1.0	9	43	.1	.8	31	89	.2	1.3	15	83	.1	.8	9	61	.1	.9
4-Book	15	60	.1	1.0	8	41	.1	.7	21	98	.2	.9	15	74	.1	.8	5	42		.5
KLSX-FM																				
SP '05					9	33	.1	.8	5	19		.2					4	19		.4
4-Book	2	15		.1	19	46	.1	1.5	19	64	.1	.8	6	15		.3	3	19		.3
KLTX-AM																				
SP '05	8	40		.6	8	33		.7	4	14		.2	3	14		.2	1	12		.1
4-Book	6	26		.5	21	53	.1	1.8	13	44	.1	.6	6	16	.1	.4	1	10		.1
KLVE-FM																				
SP '05	73	282	.5	5.3	62	171	.4	5.6	170	428	1.1	7.3	103	250	.6	5.6	46	167	.3	4.5
4-Book	94	304	.6	6.9	73	213	.5	6.2	148	435	.9	6.4	95	244	.6	5.3	55	202	.4	4.9
KLYY-FM																				
SP '05	33	91	.2	2.4	38	131	.2	3.4	91	147	.6	3.9	47	96	.3	2.6	12	96	.1	1.2
4-Book	30	96	.2	2.2	27	95	.2	2.2	76	189	.5	3.3	49	137	.3	2.8	13	58	.1	1.1
KMXE-AM																				
SP '05	6	14		.4					2	12		.1					8	26		.8
4-Book	**	**	**	**	**	**	**	**	**	**	**	**	**	**	**	**	**	**	**	**
KMZT-FM																				
SP '05	5	35		.4	18	54	.1	1.6	27	116	.2	1.2	23	48	.1	1.3	12	81	.1	1.2
4-Book	6	24		.5	10	42	.1	.9	11	70	.1	.5	9	33		.5	8	34	.1	.8
KNX -AM																				
SP '05	3	34		.2	1	19		.1	13	34	.1	.6								
4-Book	1	12		.1	3	17		.3	7	20	.1	.3	3	14		.2	2	6		.2
KOST-FM																				
SP '05	67	225	.4	4.9	36	85	.2	3.2	61	209	.4	2.6	70	208	.4	3.8	35	109	.2	3.4
4-Book	44	181	.3	3.2	41	117	.3	3.4	71	248	.4	3.0	66	200	.4	3.8	34	157	.2	3.0
KPWR-FM																				
SP '05	126	532	.8	9.2	43	181	.3	3.9	125	637	.8	5.4	130	491	.8	7.1	85	325	.5	8.3
4-Book	145	610	.9	10.7	69	280	.4	5.8	147	661	.9	6.3	137	545	.9	7.8	83	336	.5	7.5
KRCB-FM																				
SP '05	22	83	.1	1.6	13	36	.1	1.2	58	124	.4	2.5	27	88	.2	1.5	34	75	.2	3.3
4-Book	24	79	.2	1.8	16	41	.1	1.3	34	93	.2	1.5	28	73	.2	1.6	21	50	.2	1.9
KRCV-FM																				
SP '05	1	13		.1	14	38	.1	1.3	8	38		.3	2	7		.1				
4-Book	9	33		.6	13	38	.1	1.1	18	63	.1	.8	15	46	.1	.9	14	37	.1	1.2

Target Listener Estimates - Women 18-34

** Station(s) not reported this survey.

* Listener estimates adjusted for reported broadcast schedule.

+ Station(s) changed call letters - see Page 13.

4-Book: Avg. of current and previous 3 surveys.
2-Book: Avg. of most recent 2 surveys.

Target Listener Estimates

		Women 18-34																				
		Saturday 7PM-MID				Sunday 6AM-10AM				Sunday 10AM-3PM				Sunday 3PM-7PM				Sunday 7PM-MID				
		AQH (00)	Cume (00)	AQH Rtg	AQH Shr	AQH (00)	Cume (00)	AQH Rtg	AQH Shr	AQH (00)	Cume (00)	AQH Rtg	AQH Shr	AQH (00)	Cume (00)	AQH Rtg	AQH Shr	AQH (00)	Cume (00)	AQH Rtg	AQH Shr	
KRLA-AM	SP '05																					
	4-Book		5																			
KROQ-FM	SP '05	78	391	.5	5.7	23	140	.1	2.1	102	542	.6	4.4	85	412	.5	4.6	56	333	.3	5.5	
	4-Book	80	392	.5	5.8	44	183	.3	3.6	123	538	.8	5.2	87	391	.6	4.9	64	336	.4	5.7	
KRTH-FM	SP '05	5	41		.4	32	114	.2	2.9	45	177	.3	1.9	7	67		.4	10	41	.1	1.0	
	4-Book	11	68	.1	.9	20	81	.2	1.7	49	187	.3	2.1	21	91	.1	1.2	15	69	.1	1.3	
KSCA-FM	SP '05	29	132	.2	2.1	88	219	.5	7.9	91	275	.6	3.9	90	236	.6	4.9	35	103	.2	3.4	
	4-Book	31	104	.2	2.3	58	160	.4	4.9	69	210	.4	2.9	50	135	.3	2.8	26	84	.2	2.3	
KSPN-AM	SP '05	21	29	.1	1.5	4	17		.4	17	87	.1	.7	13	34	.1	.7					
	4-Book	6	12		.4	1	4		.1	6	30		.3	4	12		.2	1	4		.1	
KSSE-FM	SP '05	47	165	.3	3.4	35	133	.2	3.2	157	458	1.0	6.8	96	302	.6	5.2	29	142	.2	2.8	
	4-Book	61	245	.4	4.5	55	170	.3	4.5	132	431	.8	5.7	87	272	.6	4.9	45	188	.3	4.0	
+KTLK-AM	SP '05	2	20		.1	2	14		.2	5	27		.2									
	4-Book	1	5			1	4		.1	1	7		.1									
KTNQ-AM	SP '05						7							6	12		.3					
	4-Book	2	4		.1	4	11		.3	3	13		.2	2	3		.1					
KTWV-FM	SP '05					4	14		.4	14	51	.1	.6	24	56	.1	1.3	18	52	.1	1.8	
	4-Book	14	53	.1	1.1	9	31	.1	.7	29	77	.2	1.2	20	56	.1	1.2	16	53	.1	1.5	
KWIZ-FM	SP '05	10	41	.1	.7	14	25	.1	1.3	28	80	.2	1.2	22	25	.1	1.2	23	65	.1	2.2	
	4-Book	11	31	.1	.8	11	35	.1	1.0	20	65	.1	.9	16	40	.1	.9	16	43	.1	1.4	
KWVE-FM	SP '05									8	33		.3									
	4-Book	2	9		.2	2	6		.2	13	57	.1	.5	5	15		.3	3	8		.2	
KXOL-FM	SP '05	97	348	.6	7.1	22	92	.1	2.0	67	182	.4	2.9	90	247	.6	4.9	58	244	.4	5.7	
	4-Book	46	169	.3	3.4	35	135	.2	2.8	64	175	.4	2.7	67	175	.4	3.8	36	138	.3	3.3	
KYSR-FM	SP '05	33	158	.2	2.4	30	144	.2	2.7	63	240	.4	2.7	20	138	.1	1.1	11	69	.1	1.1	
	4-Book	35	174	.2	2.6	32	146	.2	2.6	79	374	.5	3.4	54	254	.3	3.0	30	169	.2	2.7	
KZLA-FM	SP '05	4	57		.3	21	129	.1	1.9	30	164	.2	1.3	12	84	.1	.7	17	113	.1	1.7	
	4-Book	14	67	.1	1.0	29	133	.2	2.4	36	163	.2	1.5	22	109	.2	1.2	12	62	.1	1.1	
XTRA-AM	SP '05									5	18		.2	2	19		.1	6	14		.6	
	4-Book	1	4		.1					2	8		.1	1	8		.1	2	4		.2	
KGGI-FM	SP '05	2	22		.1					11	81	.1	.5	23	42	.1	1.3	31	66	.2	3.0	
	4-Book	8	49	.1	.6	7	35	.1	.6	12	71	.1	.5	18	66	.1	1.0	25	66	.2	2.3	
KOLA-FM	SP '05					12	19	.1	1.1	12	36	.1	.5	2	17		.1					
	4-Book	**	**	**	**	**	**	**	**	**	**	**	**	**	**	**	**	**	**	**	**	**
TOTALS	SP '05	1375	4511	8.6		1111	3461	6.9		2323	6169	14.5		1829	4874	11.4		1023	3363	6.4		
	4-Book	1355	4389	8.5		1201	3588	7.5		2342	6322	14.6		1775	4803	11.1		1124	3448	7.0		

** Station(s) not reported this survey.

* Listener estimates adjusted for reported broadcast schedule.

+ Station(s) changed call letters - see Page 13.

4-Book: Avg. of current and previous 3 surveys.
2-Book: Avg. of most recent 2 surveys.

Target Listener Trends

Women 18-49																				
Monday-Sunday 6AM-MID				Monday-Friday 6AM-10AM				Monday-Friday 10AM-3PM				Monday-Friday 3PM-7PM				Monday-Friday 7PM-MID				
AQH (00)	Cume (00)	AQH Rtg	AQH Shr	AQH (00)	Cume (00)	AQH Rtg	AQH Shr	AQH (00)	Cume (00)	AQH Rtg	AQH Shr	AQH (00)	Cume (00)	AQH Rtg	AQH Shr	AQH (00)	Cume (00)	AQH Rtg	AQH Shr	
KABC-AM																				
SP '05	17	521	.1	.3	15	201	.2	.2	20	223	.1	.3	29	306	.1	.5	10	171	.4	.4
WI '05	41	807	.1	.8	49	409	.2	.7	87	465	.3	1.2	69	464	.2	1.1	12	202	.6	.6
FA '04	40	830	.1	.8	30	325	.1	.4	93	555	.3	1.2	72	494	.2	1.2	14	211	.7	.7
SU '04	42	873	.1	.8	50	410	.2	.7	63	429	.2	.8	65	488	.2	1.1	37	335	.1	1.4
4-Book	35	758	.1	.7	36	336	.1	.5	66	418	.2	.9	59	438	.2	1.0	18	230	.8	.8
SP '04	35	764	.1	.7	24	275	.1	.3	60	391	.2	.8	64	433	.2	1.1	25	225	.1	1.1
KAZN-AM																				
SP '05	19	221	.1	.4	39	161	.1	.5	19	92	.1	.3	32	174	.1	.5	10	48	.4	.4
WI '05	**	**	**	**	**	**	**	**	**	**	**	**	**	**	**	**	**	**	**	**
FA '04	**	**	**	**	**	**	**	**	**	**	**	**	**	**	**	**	**	**	**	**
SU '04	**	**	**	**	**	**	**	**	**	**	**	**	**	**	**	**	**	**	**	**
4-Book	**	**	**	**	**	**	**	**	**	**	**	**	**	**	**	**	**	**	**	**
SP '04	**	**	**	**	**	**	**	**	**	**	**	**	**	**	**	**	**	**	**	**
KBIG-FM																				
SP '05	133	3363	.4	2.6	138	1423	.4	1.9	263	1663	.8	3.6	185	1663	.6	3.0	38	738	.1	1.7
WI '05	151	3432	.5	3.0	187	1512	.6	2.6	276	1628	.9	3.7	221	1734	.7	3.6	42	658	.1	2.0
FA '04	146	3501	.5	2.9	174	1604	.6	2.3	280	1484	.9	3.7	199	1837	.6	3.3	44	794	.1	2.1
SU '04	219	3900	.7	4.2	244	1646	.8	3.4	479	2271	1.5	6.4	301	2040	1.0	4.9	51	854	.2	2.0
4-Book	162	3549	.5	3.2	186	1546	.6	2.6	325	1762	1.0	4.4	227	1819	.7	3.7	44	761	.1	2.0
SP '04	192	4136	.6	3.8	211	1910	.7	2.8	407	2249	1.3	5.5	264	2212	.9	4.3	62	1078	.2	2.7
KBUA-FM																				
SP '05	36	456	.1	.7	71	277	.2	1.0	53	331	.2	.7	30	228	.1	.5	14	90	.6	.6
WI '05	30	394	.1	.6	55	254	.2	.8	48	271	.2	.6	26	200	.1	.4	10	118	.5	.5
FA '04	29	359	.1	.6	52	202	.2	.7	49	222	.2	.7	22	203	.1	.4	7	103	.3	.3
SU '04	42	502	.1	.8	59	264	.2	.8	72	390	.2	1.0	41	300	.1	.7	10	137	.4	.4
4-Book	34	428	.1	.7	59	249	.2	.8	56	304	.2	.8	30	233	.1	.5	10	112	.5	.5
SP '04	49	459	.2	1.0	75	262	.2	1.0	81	239	.3	1.1	39	265	.1	.6	20	108	.1	.9
KBUE-FM																				
SP '05	117	1849	.4	2.3	151	905	.5	2.0	206	1112	.7	2.8	103	706	.3	1.7	49	527	.2	2.2
WI '05	122	2045	.4	2.5	128	814	.4	1.8	208	1241	.7	2.8	98	914	.3	1.6	69	648	.2	3.3
FA '04	134	2048	.4	2.7	170	977	.5	2.3	224	1262	.7	3.0	126	902	.4	2.1	67	614	.2	3.2
SU '04	129	1936	.4	2.5	189	967	.6	2.6	176	1137	.6	2.4	151	981	.5	2.5	56	488	.2	2.2
4-Book	126	1970	.4	2.5	160	916	.5	2.2	204	1188	.7	2.8	120	876	.4	2.0	60	569	.2	2.7
SP '04	126	2104	.4	2.5	148	982	.5	2.0	149	1171	.5	2.0	143	1191	.5	2.4	85	794	.3	3.8
KCBS-FM																				
SP '05	161	3781	.5	3.2	191	1732	.6	2.6	259	2018	.8	3.6	216	2228	.7	3.5	49	1168	.2	2.2
WI '05	76	2593	.2	1.5	74	985	.2	1.0	106	1202	.3	1.4	122	1491	.4	2.0	34	604	.1	1.6
FA '04	80	2515	.3	1.6	87	1089	.3	1.2	112	1168	.4	1.5	136	1476	.4	2.3	25	624	.1	1.2
SU '04	80	3204	.3	1.5	68	929	.2	.9	114	1434	.4	1.5	108	1602	.3	1.8	39	747	.1	1.5
4-Book	99	3023	.3	2.0	105	1184	.3	1.4	148	1456	.5	2.0	146	1699	.5	2.4	37	786	.1	1.6
SP '04	104	3076	.3	2.1	131	1364	.4	1.8	171	1458	.6	2.3	124	1650	.4	2.0	34	773	.1	1.5
+KDAY-FM																				
SP '05	56	1757	.2	1.1	69	712	.2	.9	63	977	.2	.9	89	1104	.3	1.5	25	464	.1	1.1
WI '05	53	1549	.2	1.1	54	647	.2	.8	81	784	.3	1.1	62	737	.2	1.0	25	437	.1	1.2
FA '04	42	1291	.1	.8	51	578	.2	.7	44	560	.1	.6	63	792	.2	1.1	21	353	.1	1.0
SU '04	74	1294	.2	1.4	65	539	.2	.9	85	683	.3	1.1	100	636	.3	1.6	45	398	.1	1.8
4-Book	56	1473	.2	1.1	60	619	.2	.8	68	751	.2	.9	79	817	.3	1.3	29	413	.1	1.3
SP '04	77	995	.2	1.5	80	457	.3	1.1	107	642	.3	1.4	106	568	.3	1.7	34	270	.1	1.5
KDLD-FM																				
SP '05	38	838	.1	.8	41	370	.1	.6	70	498	.2	1.0	57	544	.2	.9	13	285	.6	.6
WI '05	21	640	.1	.4	18	261	.1	.3	33	325	.1	.4	34	417	.1	.5	14	277	.7	.7
FA '04	22	586	.1	.4	20	193	.1	.3	38	309	.1	.5	38	391	.1	.6	7	160	.3	.3
SU '04	20	563	.1	.4	9	149	.1	.1	39	289	.1	.5	32	338	.1	.5	7	131	.3	.3
4-Book	25	657	.1	.5	22	243	.1	.3	45	355	.1	.6	40	423	.1	.6	10	213	.5	.5
SP '04	28	647	.1	.6	22	244	.1	.3	32	350	.1	.4	43	355	.1	.7	21	236	.1	.9

Target Listener Trends - Women 18-49

** Station(s) not reported this survey.

* Listener estimates adjusted for reported broadcast schedule.

+ Station(s) changed call letters - see Page 13.

4-Book: Avg. of current and previous 3 surveys.
2-Book: Avg. of most recent 2 surveys.

Target Listener Trends

Women 18-49																			
Monday-Sunday 6AM-MID				Monday-Friday 6AM-10AM				Monday-Friday 10AM-3PM				Monday-Friday 3PM-7PM				Monday-Friday 7PM-MID			
AQH (00)	Cume (00)	AQH Rtg	AQH Shr	AQH (00)	Cume (00)	AQH Rtg	AQH Shr	AQH (00)	Cume (00)	AQH Rtg	AQH Shr	AQH (00)	Cume (00)	AQH Rtg	AQH Shr	AQH (00)	Cume (00)	AQH Rtg	AQH Shr
KDLE-FM																			
SP '05	19	658	.1	.4	14	161	.2	.2	27	292	.1	.4	29	415	.1	.5	12	164	.5
WI '05	36	520	.1	.7	51	200	.2	.7	69	351	.2	.9	47	324	.2	.8	9	91	.4
FA '04	23	643	.1	.5	18	252	.1	.2	29	269	.1	.4	42	370	.1	.7	15	194	.7
SU '04	28	507	.1	.5	31	194	.1	.4	42	273	.1	.6	37	280	.1	.6	15	147	.6
4-Book	27	582	.1	.5	29	202	.1	.4	42	296	.1	.6	39	347	.1	.7	13	149	.6
SP '04	18	642	.1	.4	25	362	.1	.3	21	273	.1	.3	24	367	.1	.4	10	179	.4
KEBN-FM																			
SP '05	27	359	.1	.5	47	177	.2	.6	51	248	.2	.7	15	153	.2	.2	13	100	.6
WI '05	**	**	**	**	**	**	**	**	**	**	**	**	**	**	**	**	**	**	**
FA '04	**	**	**	**	**	**	**	**	**	**	**	**	**	**	**	**	**	**	**
SU '04	**	**	**	**	**	**	**	**	**	**	**	**	**	**	**	**	**	**	**
4-Book	**	**	**	**	**	**	**	**	**	**	**	**	**	**	**	**	**	**	**
SP '04	**	**	**	**	**	**	**	**	**	**	**	**	**	**	**	**	**	**	**
KFI -AM																			
SP '05	97	1580	.3	1.9	133	825	.4	1.8	197	1031	.6	2.7	147	1025	.5	2.4	32	376	1.4
WI '05	100	2086	.3	2.0	149	1003	.5	2.1	201	1444	.6	2.7	141	1011	.5	2.3	20	189	1.0
FA '04	119	1868	.4	2.4	189	1026	.6	2.5	206	1134	.7	2.8	204	1071	.7	3.4	27	330	1.3
SU '04	118	2077	.4	2.3	171	972	.6	2.4	211	1247	.7	2.8	176	1117	.6	2.9	32	350	1.2
4-Book	109	1903	.4	2.2	161	957	.5	2.2	204	1214	.7	2.8	167	1056	.6	2.8	28	311	1.2
SP '04	105	2171	.3	2.1	157	1028	.5	2.1	191	1234	.6	2.6	154	1111	.5	2.5	35	341	1.6
KFSH-FM																			
SP '05	50	1032	.2	1.0	76	555	.2	1.0	75	479	.2	1.0	60	599	.2	1.0	19	342	.8
WI '05	66	1260	.2	1.3	116	784	.4	1.6	103	667	.3	1.4	87	759	.3	1.4	20	363	1.0
FA '04	67	1254	.2	1.3	94	802	.3	1.3	89	609	.3	1.2	77	671	.2	1.3	27	425	1.3
SU '04	60	1080	.2	1.2	67	527	.2	.9	100	569	.3	1.3	75	616	.2	1.2	23	443	.9
4-Book	61	1157	.2	1.2	88	667	.3	1.2	92	581	.3	1.2	75	661	.2	1.2	22	393	1.0
SP '04	69	1304	.2	1.4	83	862	.3	1.1	79	698	.3	1.1	68	750	.2	1.1	40	556	1.8
KFWB-AM																			
SP '05	35	1432	.1	.7	80	988	.3	1.1	25	457	.1	.3	54	703	.2	.9	11	256	.5
WI '05	29	1391	.1	.6	66	786	.2	.9	23	424	.1	.3	50	687	.2	.8	16	267	.8
FA '04	40	1642	.1	.8	103	1049	.3	1.4	28	555	.1	.4	56	806	.2	.9	9	264	.4
SU '04	33	1424	.1	.6	53	679	.2	.7	40	546	.1	.5	45	682	.1	.7	25	342	1.0
4-Book	34	1472	.1	.7	76	876	.3	1.0	29	496	.1	.4	51	720	.2	.8	15	282	.7
SP '04	22	1041	.1	.4	57	684	.2	.8	13	280	.2	.2	20	386	.1	.3	17	235	.8
KHHT-FM																			
SP '05	226	3951	.7	4.5	262	1639	.8	3.5	315	2095	1.0	4.3	272	2158	.9	4.5	142	1352	6.3
WI '05	190	3832	.6	3.8	224	1823	.7	3.1	260	1736	.8	3.5	205	1856	.7	3.3	124	1342	5.9
FA '04	187	3599	.6	3.7	196	1507	.6	2.6	278	1782	.9	3.7	238	2040	.8	4.0	115	1140	5.5
SU '04	250	3847	.8	4.8	266	1799	.9	3.7	357	2031	1.2	4.8	293	2078	.9	4.8	168	1603	6.6
4-Book	213	3807	.7	4.2	237	1692	.8	3.2	303	1911	1.0	4.1	252	2033	.8	4.2	137	1359	6.1
SP '04	207	3692	.7	4.1	240	1752	.8	3.2	274	1955	.9	3.7	246	2067	.8	4.0	134	1468	5.9
KHJ -AM																			
SP '05	33	377	.1	.7	60	168	.2	.8	33	193	.1	.5	42	147	.1	.7	12	116	.5
WI '05	12	267	.1	.2	20	101	.1	.3	16	113	.1	.2	10	36	.1	.2	9	87	.4
FA '04	20	519	.1	.4	39	264	.1	.5	31	271	.1	.4	12	170	.1	.2	9	91	.4
SU '04	17	392	.1	.3	14	147	.1	.2	34	183	.1	.5	18	147	.1	.3	6	79	.2
4-Book	21	389	.1	.4	33	170	.1	.5	29	190	.1	.4	21	125	.1	.4	9	93	.4
SP '04	28	598	.1	.6	53	285	.2	.7	39	295	.1	.5	32	212	.1	.5	2	63	.1
KIIS-FM																			
SP '05	348	8198	1.1	6.9	535	4530	1.7	7.2	431	3922	1.4	5.9	468	4926	1.5	7.7	152	2427	6.7
WI '05	300	7490	1.0	6.1	414	3797	1.3	5.8	353	3500	1.1	4.8	413	4168	1.3	6.7	140	2114	6.7
FA '04	277	7439	.9	5.5	376	3801	1.2	5.0	314	3475	1.0	4.2	395	4090	1.3	6.6	144	2249	6.8
SU '04	250	6937	.8	4.8	320	3099	1.0	4.5	320	3413	1.0	4.3	316	3716	1.0	5.2	128	2065	5.0
4-Book	294	7516	1.0	5.8	411	3807	1.3	5.6	355	3578	1.1	4.8	398	4225	1.3	6.6	141	2214	6.3
SP '04	221	6753	.7	4.4	321	3333	1.0	4.3	297	3446	1.0	4.0	294	3776	1.0	4.8	103	1711	4.6

** Station(s) not reported this survey.

* Listener estimates adjusted for reported broadcast schedule.

+ Station(s) changed call letters - see Page 13.

4-Book: Avg. of current and previous 3 surveys.
2-Book: Avg. of most recent 2 surveys.

Target Listener Trends

Target Listener Trends - Women 18-49

Women 18-49																				
Monday-Sunday 6AM-MID				Monday-Friday 6AM-10AM				Monday-Friday 10AM-3PM				Monday-Friday 3PM-7PM				Monday-Friday 7PM-MID				
AQH (00)	Cume (00)	AQH Rtg	AQH Shr	AQH (00)	Cume (00)	AQH Rtg	AQH Shr	AQH (00)	Cume (00)	AQH Rtg	AQH Shr	AQH (00)	Cume (00)	AQH Rtg	AQH Shr	AQH (00)	Cume (00)	AQH Rtg	AQH Shr	
KVVS-FM																				
SP '05	6	191	.1	.1	10	89	.1	.1	5	90	.1	.1	10	84	.2	.2	2	42	.1	.1
WI '05	28	293	.1	.6	47	222	.2	.7	29	180	.1	.4	29	216	.1	.5	18	78	.1	.9
FA '04	6	175	.1	.1	14	107	.2	.2	7	67	.1	.1	5	98	.1	.1	1	35		
SU '04	6	193	.1	.1	8	110	.1	.1	10	154	.1	.1	7	79	.1	.1	4	37		.2
4-Book	12	213	.2	.2	20	132	.1	.3	13	123	.2	.2	13	119	.2	.2	6	48		.3
SP '04	16	252	.1	.3	29	143	.1	.4	22	148	.1	.3	27	169	.1	.4	3	81		.1
KJLH-FM																				
SP '05	102	1608	.3	2.0	109	660	.4	1.5	151	731	.5	2.1	109	729	.4	1.8	55	501	.2	2.4
WI '05	105	1667	.3	2.1	141	784	.5	2.0	137	728	.4	1.9	115	821	.4	1.9	44	468	.1	2.1
FA '04	113	1783	.4	2.3	129	770	.4	1.7	132	772	.4	1.8	118	947	.4	2.0	68	638	.2	3.2
SU '04	122	1755	.4	2.4	153	784	.5	2.1	138	948	.4	1.9	116	884	.4	1.9	69	588	.2	2.7
4-Book	111	1703	.4	2.2	133	750	.5	1.8	140	795	.4	1.9	115	845	.4	1.9	59	549	.2	2.6
SP '04	135	1594	.4	2.7	171	729	.6	2.3	171	899	.6	2.3	167	978	.5	2.7	72	582	.2	3.2
KKBT-FM																				
SP '05	212	4540	.7	4.2	353	2218	1.1	4.7	226	2045	.7	3.1	285	2562	.9	4.7	125	1325	.4	5.5
WI '05	164	4561	.5	3.3	280	2257	.9	3.9	168	2149	.5	2.3	206	2458	.7	3.3	84	1439	.3	4.0
FA '04	170	4380	.5	3.4	344	2299	1.1	4.6	170	1979	.5	2.3	204	2237	.7	3.4	81	1360	.3	3.8
SU '04	216	4663	.7	4.2	330	2302	1.1	4.6	281	2365	.9	3.8	253	2592	.8	4.1	135	1531	.4	5.3
4-Book	191	4536	.6	3.8	327	2269	1.1	4.5	211	2135	.7	2.9	237	2462	.8	3.9	106	1414	.4	4.7
SP '04	178	4660	.6	3.5	325	2410	1.1	4.4	196	2370	.6	2.7	195	2424	.6	3.2	74	1345	.2	3.3
KKLA-FM																				
SP '05	21	589	.1	.4	46	423	.1	.6	26	216	.1	.4	42	338	.1	.7	3	61		.1
WI '05	29	696	.1	.6	76	426	.2	1.1	30	340	.1	.4	35	286	.1	.6	11	94		.5
FA '04	26	670	.1	.5	55	373	.2	.7	45	303	.1	.6	29	333	.1	.5	8	106		.4
SU '04	25	519	.1	.5	41	359	.1	.6	21	186	.1	.3	52	298	.2	.9	9	107		.4
4-Book	25	619	.1	.5	55	395	.2	.8	31	261	.1	.4	40	314	.1	.7	8	92		.4
SP '04	29	545	.1	.6	48	373	.2	.6	48	297	.2	.6	37	185	.1	.6	11	112		.5
KLAC-AM																				
SP '05	4	133		.1	4	26		.1	7	38		.1	5	48		.1	4	45		.2
WI '05	13	276		.3	11	104		.2	28	120		.4	20	167		.3	4	103		.2
FA '04	6	287		.1	9	73		.1	13	130		.2	4	137		.1	1	33		
SU '04	9	251		.2	10	89		.1	24	182		.3	12	83		.2	3	69		.1
4-Book	8	237		.2	9	73		.1	18	118		.3	10	109		.2	3	63		.1
SP '04	21	751	.1	.4	15	120	.2	.2	19	131	.1	.3	31	388	.1	.5	26	307	.1	1.2
KLAX-FM																				
SP '05	226	3186	.7	4.5	435	1703	1.4	5.8	300	1911	1.0	4.1	188	1366	.6	3.1	90	856	.3	4.0
WI '05	183	2853	.6	3.7	362	1401	1.2	5.1	255	1562	.8	3.4	154	1152	.5	2.5	58	586	.2	2.8
FA '04	206	2982	.7	4.1	446	1684	1.4	5.9	311	1957	1.0	4.2	145	1273	.5	2.4	42	460	.1	2.0
SU '04	245	3209	.8	4.7	515	1954	1.7	7.2	296	1973	1.0	4.0	178	1425	.6	2.9	85	870	.3	3.3
4-Book	215	3058	.7	4.3	440	1686	1.4	6.0	291	1851	1.0	3.9	166	1304	.6	2.7	69	693	.2	3.0
SP '04	266	3512	.9	5.3	591	2077	1.9	7.9	356	2214	1.2	4.8	211	1651	.7	3.5	55	716	.2	2.4
KLOS-FM																				
SP '05	103	2514	.3	2.0	164	1081	.5	2.2	146	1065	.5	2.0	131	1319	.4	2.1	46	586	.1	2.0
WI '05	78	2287	.3	1.6	167	1163	.5	2.3	119	1064	.4	1.6	78	931	.3	1.3	25	502	.1	1.2
FA '04	77	2106	.2	1.5	150	949	.5	2.0	99	895	.3	1.3	108	1052	.3	1.8	19	449	.1	.9
SU '04	85	2658	.3	1.6	125	1127	.4	1.7	112	1179	.4	1.5	119	1397	.4	1.9	35	624	.1	1.4
4-Book	86	2391	.3	1.7	152	1080	.5	2.1	119	1051	.4	1.6	109	1175	.4	1.8	31	540	.1	1.4
SP '04	94	2831	.3	1.9	146	1088	.5	2.0	147	1290	.5	2.0	120	1280	.4	2.0	32	625	.1	1.4
KLSX-FM																				
SP '05	86	1378	.3	1.7	209	842	.7	2.8	189	853	.6	2.6	64	545	.2	1.0	8	184		.4
WI '05	83	1596	.3	1.7	205	941	.7	2.9	135	886	.4	1.8	107	735	.3	1.7	16	262	.1	.8
FA '04	107	1760	.3	2.1	269	1128	.9	3.6	213	975	.7	2.8	84	689	.3	1.4	17	281	.1	.8
SU '04	104	1873	.3	2.0	270	1195	.9	3.8	150	837	.5	2.0	122	818	.4	2.0	20	352	.1	.8
4-Book	95	1652	.3	1.9	238	1027	.8	3.3	172	888	.6	2.3	94	697	.3	1.5	15	270	.1	.7
SP '04	126	2107	.4	2.5	279	1219	.9	3.7	228	1134	.7	3.1	156	1074	.5	2.6	16	298	.1	.7

** Station(s) not reported this survey. * Listener estimates adjusted for reported broadcast schedule. + Station(s) changed call letters - see Page 13. 4-Book: Avg. of current and previous 3 surveys. 2-Book: Avg. of most recent 2 surveys.

Target Listener Trends

Women 18-49																				
Monday-Sunday 6AM-MID				Monday-Friday 6AM-10AM				Monday-Friday 10AM-3PM				Monday-Friday 3PM-7PM				Monday-Friday 7PM-MID				
AQH (00)	Cume (00)	AQH Rtg	AQH Shr	AQH (00)	Cume (00)	AQH Rtg	AQH Shr	AQH (00)	Cume (00)	AQH Rtg	AQH Shr	AQH (00)	Cume (00)	AQH Rtg	AQH Shr	AQH (00)	Cume (00)	AQH Rtg	AQH Shr	
KLTX-AM																				
SP '05	22	310	.1	.4	41	180	.1	.6	33	190	.1	.5	13	119	.2	.2	9	122	.4	
WI '05	46	513	.1	.9	73	319	.2	1.0	87	371	.3	1.2	33	251	.1	.5	12	126	.6	
FA '04	36	328	.1	.7	67	211	.2	.9	60	199	.2	.8	34	186	.1	.6	10	102	.5	
SU '04	52	317	.2	1.0	61	188	.2	.8	81	236	.3	1.1	63	239	.2	1.0	18	79	.1	
4-Book	39	367	.1	.8	61	225	.2	.8	65	249	.2	.9	36	199	.1	.6	12	107	.6	
SP '04	41	346	.1	.8	74	294	.2	1.0	61	280	.2	.8	39	227	.1	.6	19	178	.1	
KLVE-FM																				
SP '05	286	4396	.9	5.7	336	2139	1.1	4.5	473	2424	1.5	6.5	318	2329	1.0	5.2	158	1369	.5	
WI '05	282	4418	.9	5.7	322	2079	1.0	4.5	440	2599	1.4	5.9	357	2288	1.1	5.8	131	1348	.4	
FA '04	301	4783	1.0	6.0	398	2518	1.3	5.3	467	2604	1.5	6.2	299	2297	1.0	5.0	144	1460	.5	
SU '04	282	4280	.9	5.4	335	1995	1.1	4.7	444	2558	1.4	6.0	304	2134	1.0	5.0	158	1366	.5	
4-Book	288	4469	.9	5.7	348	2183	1.1	4.8	456	2546	1.5	6.2	320	2262	1.0	5.3	148	1386	.5	
SP '04	224	4025	.7	4.4	305	1930	1.0	4.1	305	2329	1.0	4.1	238	1968	.8	3.9	138	1439	.4	
KLYY-FM																				
SP '05	113	1886	.4	2.2	87	599	.3	1.2	234	1225	.8	3.2	160	839	.5	2.6	21	269	.1	
WI '05	126	1840	.4	2.5	121	697	.4	1.7	261	1185	.8	3.5	142	979	.5	2.3	46	482	.1	
FA '04	92	1645	.3	1.8	111	710	.4	1.5	169	953	.5	2.3	92	722	.3	1.5	24	289	.1	
SU '04	108	1820	.3	2.1	109	674	.4	1.5	197	1100	.6	2.6	111	928	.4	1.8	39	481	.1	
4-Book	110	1798	.4	2.2	107	670	.4	1.5	215	1116	.7	2.9	126	867	.4	2.1	33	380	.1	
SP '04	86	1567	.3	1.7	56	492	.2	.8	167	972	.5	2.3	103	670	.3	1.7	39	435	.1	
KMXE-AM																				
SP '05	26	262	.1	.5	40	143	.1	.5	42	186	.1	.6	23	160	.1	.4	24	84	.1	
WI '05	29	272	.1	.6	46	149	.1	.6	63	172	.2	.9	36	131	.1	.6	10	71	.5	
FA '04	**	**	**	**	**	**	**	**	**	**	**	**	**	**	**	**	**	**	**	**
SU '04	23	276	.1	.4	25	102	.1	.3	39	121	.1	.5	26	132	.1	.4	17	88	.1	
4-Book	**	**	**	**	**	**	**	**	**	**	**	**	**	**	**	**	**	**	**	
SP '04	14	171	.3	.3	8	57	.1	.1	38	99	.1	.5	18	99	.1	.3	6	59	.3	
KMZT-FM																				
SP '05	37	1205	.1	.7	43	506	.1	.6	47	438	.2	.6	55	447	.2	.9	11	278	.5	
WI '05	37	1123	.1	.7	39	427	.1	.5	50	490	.2	.7	59	447	.2	1.0	23	313	.1	
FA '04	53	1306	.2	1.1	63	608	.2	.8	102	663	.3	1.4	66	562	.2	1.1	28	388	.1	
SU '04	27	1020	.1	.5	28	299	.1	.4	33	485	.1	.4	30	469	.1	.5	25	299	.1	
4-Book	39	1164	.1	.8	43	460	.1	.6	58	519	.2	.8	53	481	.2	.9	22	320	.1	
SP '04	54	1296	.2	1.1	69	498	.2	.9	79	648	.3	1.1	71	707	.2	1.2	26	293	.1	
KNX -AM																				
SP '05	31	1221	.1	.6	67	615	.2	.9	26	435	.1	.4	40	557	.1	.7	18	277	.1	
WI '05	35	1425	.1	.7	68	846	.2	1.0	31	476	.1	.4	56	665	.2	.9	25	383	.1	
FA '04	27	1379	.1	.5	45	723	.1	.6	33	491	.1	.4	35	633	.1	.6	7	249	.3	
SU '04	33	1617	.1	.6	63	896	.2	.9	25	527	.1	.3	52	865	.2	.9	17	332	.1	
4-Book	32	1411	.1	.6	61	770	.2	.9	29	482	.1	.4	46	680	.2	.8	17	310	.1	
SP '04	35	1534	.1	.7	79	873	.3	1.1	28	434	.1	.4	37	614	.1	.6	19	412	.1	
KOST-FM																				
SP '05	242	4587	.8	4.8	333	2005	1.1	4.5	399	2179	1.3	5.5	313	2478	1.0	5.1	129	1399	.4	
WI '05	206	4484	.7	4.2	210	1812	.7	2.9	348	2024	1.1	4.7	312	2423	1.0	5.0	109	1339	.4	
FA '04	303	4891	1.0	6.0	328	2369	1.1	4.4	587	2379	1.9	7.8	409	2689	1.3	6.9	106	1637	.3	
SU '04	218	4225	.7	4.2	235	1915	.8	3.3	364	2153	1.2	4.9	284	2201	.9	4.7	124	1445	.4	
4-Book	242	4547	.8	4.8	277	2025	.9	3.8	425	2184	1.4	5.7	330	2448	1.1	5.4	117	1455	.4	
SP '04	277	4378	.9	5.5	268	2036	.9	3.6	515	2233	1.7	7.0	367	2301	1.2	6.0	148	1651	.5	
KPWR-FM																				
SP '05	190	5661	.6	3.8	315	2932	1.0	4.2	197	2569	.6	2.7	249	3033	.8	4.1	87	1618	.3	
WI '05	236	5947	.8	4.8	292	2710	.9	4.1	289	2909	.9	3.9	346	3517	1.1	5.6	113	1796	.4	
FA '04	239	5714	.8	4.8	354	2554	1.1	4.7	277	2864	.9	3.7	307	3084	1.0	5.1	126	1910	.4	
SU '04	227	5811	.7	4.4	313	2702	1.0	4.4	236	2822	.8	3.2	297	3232	1.0	4.9	142	2218	.5	
4-Book	223	5783	.7	4.5	319	2725	1.0	4.4	250	2791	.8	3.4	300	3217	1.0	4.9	117	1886	.4	
SP '04	227	5836	.7	4.5	302	2902	1.0	4.1	259	3067	.8	3.5	306	3421	1.0	5.0	116	1793	.4	

** Station(s) not reported this survey.

* Listener estimates adjusted for reported broadcast schedule.

+ Station(s) changed call letters - see Page 13.

4-Book: Avg. of current and previous 3 surveys.
2-Book: Avg. of most recent 2 surveys.

Target Listener Trends

Women 18-49

Target Listener Trends - Women 18-49

	Monday-Sunday 6AM-MID				Monday-Friday 6AM-10AM				Monday-Friday 10AM-3PM				Monday-Friday 3PM-7PM				Monday-Friday 7PM-MID			
	AQH (00)	Cume (00)	AQH Rtg	AQH Shr	AQH (00)	Cume (00)	AQH Rtg	AQH Shr	AQH (00)	Cume (00)	AQH Rtg	AQH Shr	AQH (00)	Cume (00)	AQH Rtg	AQH Shr	AQH (00)	Cume (00)	AQH Rtg	AQH Shr
KRCD-FM																				
SP '05	94	1322	.3	1.9	108	514	.3	1.4	119	674	.4	1.6	98	663	.3	1.6	74	491	.2	3.3
WI '05	72	1183	.2	1.5	85	449	.3	1.2	75	640	.2	1.0	89	551	.3	1.4	77	449	.2	3.7
FA '04	125	1472	.4	2.5	120	694	.4	1.6	177	924	.6	2.4	145	729	.5	2.4	92	504	.3	4.4
SU '04	103	1381	.3	2.0	158	617	.5	2.2	152	770	.5	2.0	95	692	.3	1.6	74	593	.2	2.9
4-Book	99	1340	.3	2.0	118	569	.4	1.6	131	752	.4	1.8	107	659	.4	1.8	79	509	.2	3.6
SP '04	95	1250	.3	1.9	118	643	.4	1.6	138	733	.4	1.9	98	640	.3	1.6	73	463	.2	3.2
KRCV-FM																				
SP '05	53	903	.2	1.1	66	391	.2	.9	87	599	.3	1.2	32	313	.1	.5	37	258	.1	1.6
WI '05	69	1004	.2	1.4	98	525	.3	1.4	84	522	.3	1.1	84	528	.3	1.4	47	389	.2	2.3
FA '04	58	888	.2	1.2	66	444	.2	.9	93	519	.3	1.2	59	389	.2	1.0	28	281	.1	1.3
SU '04	40	679	.1	.8	32	219	.1	.4	42	287	.1	.6	39	364	.1	.6	44	281	.1	1.7
4-Book	55	869	.2	1.1	66	395	.2	.9	77	482	.3	1.0	54	399	.2	.9	39	302	.1	1.7
SP '04	34	569	.1	.7	43	310	.1	.6	28	315	.1	.4	58	321	.2	1.0	18	162	.1	.8
KRLA-AM																				
SP '05	8	228		.2	12	77		.2	18	131	.1	.2	7	57		.1	3	42		.1
WI '05	18	373	.1	.4	38	224	.1	.5	46	216	.1	.6	10	95		.2	1	18		
FA '04	13	386		.3	17	141	.1	.2	33	266	.1	.4	23	234	.1	.4	1	54		
SU '04	14	341		.3	27	171	.1	.4	26	195	.1	.3	15	86		.2	6	106		.2
4-Book	13	332		.3	24	153	.1	.3	31	202	.1	.4	14	118		.2	3	55		.1
SP '04	27	382	.1	.5	48	176	.2	.6	41	172	.1	.6	45	209	.1	.7	14	97		.6
KROQ-FM																				
SP '05	200	4991	.6	4.0	341	2513	1.1	4.6	264	2470	.8	3.6	217	2777	.7	3.6	117	1775	.4	5.2
WI '05	194	4924	.6	3.9	395	2662	1.3	5.5	226	2261	.7	3.1	244	2631	.8	3.9	94	1428	.3	4.5
FA '04	196	4822	.6	3.9	376	2661	1.2	5.0	226	2278	.7	3.0	224	2503	.7	3.8	109	1558	.4	5.2
SU '04	233	5182	.8	4.5	377	2771	1.2	5.2	255	2615	.8	3.4	289	2931	.9	4.7	150	1913	.5	5.9
4-Book	206	4980	.7	4.1	372	2652	1.2	5.1	243	2406	.8	3.3	244	2711	.8	4.0	118	1669	.4	5.2
SP '04	217	4904	.7	4.3	400	2831	1.3	5.4	269	2420	.9	3.6	245	2665	.8	4.0	125	1635	.4	5.5
KRTH-FM																				
SP '05	94	3370	.3	1.9	105	1252	.3	1.4	157	1557	.5	2.2	118	1546	.4	1.9	44	795	.1	1.9
WI '05	132	3266	.4	2.7	163	1369	.5	2.3	236	1528	.8	3.2	178	1616	.6	2.9	37	725	.1	1.8
FA '04	105	3247	.3	2.1	141	1202	.5	1.9	162	1429	.5	2.2	123	1541	.4	2.1	37	628	.1	1.8
SU '04	119	3609	.4	2.3	154	1490	.5	2.1	172	1641	.6	2.3	152	1772	.5	2.5	65	968	.2	2.5
4-Book	113	3373	.4	2.3	141	1328	.5	1.9	182	1539	.6	2.5	143	1619	.5	2.4	46	779	.1	2.0
SP '04	122	3439	.4	2.4	152	1443	.5	2.0	170	1645	.5	2.3	155	1575	.5	2.6	49	773	.2	2.2
KSCA-FM																				
SP '05	232	2823	.7	4.6	512	1859	1.6	6.9	266	1585	.9	3.7	268	1230	.9	4.4	48	497	.2	2.1
WI '05	188	2594	.6	3.8	408	1704	1.3	5.7	225	1342	.7	3.0	189	961	.6	3.1	58	445	.2	2.8
FA '04	140	2339	.5	2.8	355	1355	1.1	4.7	201	1178	.6	2.7	90	760	.3	1.5	27	403	.1	1.3
SU '04	142	2051	.5	2.7	295	1168	1.0	4.1	207	1143	.7	2.8	89	820	.3	1.5	36	514	.1	1.4
4-Book	176	2452	.6	3.5	393	1522	1.3	5.4	225	1312	.7	3.1	159	943	.5	2.6	42	465	.2	1.9
SP '04	112	1888	.4	2.2	257	1099	.8	3.4	164	1087	.5	2.2	76	694	.2	1.3	28	341	.1	1.2
KSPN-AM																				
SP '05	11	402		.2	5	62		.1	7	102		.1	10	150		.2	19	174		.8
WI '05	1	84			1	27			1	27				10						
FA '04	8	355		.2	9	101		.1	5	72		.1	20	241	.1	.3	5	109		.2
SU '04	7	289		.1	4	38		.1	11	65		.1	13	148		.2	10	136		.4
4-Book	7	283		.1	5	57		.1	6	67		.1	11	137		.2	9	105		.4
SP '04	7	281		.1	7	54		.1	3	53			15	153		.2	7	82		.3
KSSS-FM																				
SP '05	167	3182	.5	3.3	290	1630	.9	3.9	255	1762	.8	3.5	143	1450	.5	2.3	56	662	.2	2.5
WI '05	190	3129	.6	3.8	320	1695	1.0	4.5	274	1867	.9	3.7	205	1600	.7	3.3	64	836	.2	3.1
FA '04	208	3195	.7	4.1	395	1914	1.3	5.3	300	1628	1.0	4.0	215	1605	.7	3.6	80	969	.3	3.8
SU '04	213	3051	.7	4.1	392	1843	1.3	5.5	316	1830	1.0	4.2	210	1609	.7	3.4	60	850	.2	2.3
4-Book	195	3139	.6	3.8	349	1771	1.1	4.8	286	1772	.9	3.9	193	1566	.7	3.2	65	829	.2	2.9
SP '04	190	3146	.6	3.8	344	1971	1.1	4.6	273	1832	.9	3.7	197	1588	.6	3.2	72	763	.2	3.2

** Station(s) not reported this survey.

* Listener estimates adjusted for reported broadcast schedule.

+ Station(s) changed call letters - see Page 13.

4-Book: Avg. of current and previous 3 surveys.
2-Book: Avg. of most recent 2 surveys.

Target Listener Trends

Women 18-49																			
Monday-Sunday 6AM-MID				Monday-Friday 6AM-10AM				Monday-Friday 10AM-3PM				Monday-Friday 3PM-7PM				Monday-Friday 7PM-MID			
AQH (00)	Cume (00)	AQH Rtg	AQH Shr	AQH (00)	Cume (00)	AQH Rtg	AQH Shr	AQH (00)	Cume (00)	AQH Rtg	AQH Shr	AQH (00)	Cume (00)	AQH Rtg	AQH Shr	AQH (00)	Cume (00)	AQH Rtg	AQH Shr
+KTLK-AM																			
SP '05	12	305	.2	15	168	.2	.2	23	200	.1	.3	19	168	.1	.3	3	84		.1
WI '05	4	134	.1	5	85	.1	.1	8	69		.1	5	95		.1	2	40		.1
FA '04	1	39		1	26			3	39										
SU '04	2	73		1	11			1	24			2	34			1	20		
4-Book	5	138	.1	6	73	.1	.1	9	83	.1	.1	7	74	.1	.1	2	36		.1
SP '04	1	95						4	43		.1	1	28				16		
KTNQ-AM																			
SP '05	18	420	.1	.4	27	141	.1	.4	40	269	.1	.5	13	95	.2	.2	5	44	.2
WI '05	32	515	.1	.6	33	185	.1	.5	107	430	.3	1.4	13	73	.2	.2	1	27	
FA '04	29	522	.1	.6	36	187	.1	.5	80	295	.3	1.1	12	99	.2	.2	6	76	.3
SU '04	26	553	.1	.5	38	193	.1	.5	66	302	.2	.9	17	131	.1	.3	6	94	.2
4-Book	26	503	.1	.5	34	177	.1	.5	73	324	.2	1.0	14	100	.2	.2	5	60	.2
SP '04	**	**	**	**	**	**	**	**	**	**	**	**	**	**	**	**	**	**	**
KTWV-FM																			
SP '05	142	2325	.5	2.8	187	1223	.6	2.5	253	1235	.8	3.5	169	1241	.5	2.8	67	768	.2
WI '05	130	2141	.4	2.6	157	1071	.5	2.2	253	1110	.8	3.4	156	1257	.5	2.5	68	730	.2
FA '04	165	2624	.5	3.3	184	1290	.6	2.4	276	1237	.9	3.7	217	1475	.7	3.6	84	621	.3
SU '04	148	2383	.5	2.9	161	1170	.5	2.2	255	1205	.8	3.4	182	1145	.6	3.0	79	582	.3
4-Book	146	2368	.5	2.9	172	1189	.6	2.3	259	1197	.8	3.5	181	1280	.6	3.0	75	675	.3
SP '04	129	2236	.4	2.5	181	1129	.6	2.4	239	1201	.8	3.2	138	1063	.4	2.3	67	706	.2
KWIZ-FM																			
SP '05	33	451	.1	.7	39	203	.1	.5	44	273	.1	.6	39	232	.1	.6	14	126	.6
WI '05	46	727	.1	.9	49	217	.2	.7	75	448	.2	1.0	59	434	.2	1.0	15	167	.7
FA '04	23	456	.1	.5	28	197	.1	.4	41	247	.1	.5	23	237	.1	.4	5	75	.2
SU '04	42	708	.1	.8	44	373	.1	.6	68	430	.2	.9	57	366	.2	.9	11	137	.4
4-Book	36	586	.1	.7	40	248	.1	.6	57	350	.2	.8	45	317	.2	.7	11	126	.5
SP '04	24	570	.1	.5	15	176	.2	.2	27	281	.1	.4	35	293	.1	.6	21	137	.9
KWVE-FM																			
SP '05	27	518	.1	.5	65	283	.2	.9	36	241	.1	.5	26	213	.1	.4	9	104	.4
WI '05	19	488	.1	.4	28	278	.1	.4	25	203	.1	.3	23	200	.1	.4	3	54	.1
FA '04	29	816	.1	.6	64	460	.2	.9	41	412	.1	.5	30	324	.1	.5	10	209	.5
SU '04	22	509	.1	.4	29	279	.1	.4	26	174	.1	.3	34	265	.1	.6	12	192	.5
4-Book	24	583	.1	.5	47	325	.2	.7	32	258	.1	.4	28	251	.1	.5	9	140	.4
SP '04	35	679	.1	.7	70	413	.2	.9	41	298	.1	.6	46	365	.1	.8	8	139	.4
KXOL-FM																			
SP '05	140	2217	.5	2.8	130	907	.4	1.7	209	1140	.7	2.9	180	1218	.6	2.9	88	830	.3
WI '05	128	2230	.4	2.6	147	1014	.5	2.1	200	1356	.6	2.7	165	1251	.5	2.7	45	702	.1
FA '04	121	1999	.4	2.4	142	948	.5	1.9	201	1298	.6	2.7	162	979	.5	2.7	44	417	.1
SU '04	124	1848	.4	2.4	174	907	.6	2.4	192	1045	.6	2.6	119	987	.4	1.9	48	580	.2
4-Book	128	2074	.4	2.6	148	944	.5	2.0	201	1210	.6	2.7	157	1109	.5	2.6	56	632	.2
SP '04	107	1898	.3	2.1	143	843	.5	1.9	144	1051	.5	1.9	108	967	.3	1.8	41	525	.1
KYSR-FM																			
SP '05	142	4693	.5	2.8	258	2229	.8	3.5	168	2033	.5	2.3	192	2484	.6	3.1	59	1207	.2
WI '05	199	4878	.6	4.0	306	2250	1.0	4.3	310	2348	1.0	4.2	277	2617	.9	4.5	66	1159	.2
FA '04	176	4718	.6	3.5	332	2417	1.1	4.4	246	2307	.8	3.3	222	2410	.7	3.7	69	1173	.2
SU '04	178	4933	.6	3.4	253	2231	.8	3.5	266	2613	.9	3.6	214	2565	.7	3.5	64	1123	.2
4-Book	174	4806	.6	3.4	287	2282	.9	3.9	248	2325	.8	3.4	226	2519	.7	3.7	65	1166	.2
SP '04	212	5075	.7	4.2	362	2492	1.2	4.9	342	2625	1.1	4.6	282	2891	.9	4.6	46	1128	.1
KZLA-FM																			
SP '05	94	2159	.3	1.9	132	1228	.4	1.8	123	1133	.4	1.7	159	1326	.5	2.6	35	799	.1
WI '05	119	2510	.4	2.4	173	1493	.6	2.4	169	1314	.5	2.3	176	1636	.6	2.8	41	680	.1
FA '04	113	2093	.4	2.3	161	1071	.5	2.1	204	1244	.7	2.7	158	1290	.5	2.7	29	579	.1
SU '04	108	2199	.3	2.1	162	1227	.5	2.3	133	1183	.4	1.8	152	1385	.5	2.5	41	568	.1
4-Book	109	2240	.4	2.2	157	1255	.5	2.2	157	1219	.5	2.1	161	1409	.5	2.7	37	657	.1
SP '04	147	2376	.5	2.9	224	1283	.7	3.0	219	1322	.7	3.0	222	1649	.7	3.7	51	768	.2

** Station(s) not reported this survey.

* Listener estimates adjusted for reported broadcast schedule.

+ Station(s) changed call letters - see Page 13.

4-Book: Avg. of current and previous 3 surveys.
2-Book: Avg. of most recent 2 surveys.

Target Listener Trends

Target Listener Trends - Women 18-49

Women 18-49																				
Monday-Sunday 6AM-MID				Monday-Friday 6AM-10AM				Monday-Friday 10AM-3PM				Monday-Friday 3PM-7PM				Monday-Friday 7PM-MID				
AQH (00)	Cume (00)	AQH Rtg	AQH Shr	AQH (00)	Cume (00)	AQH Rtg	AQH Shr	AQH (00)	Cume (00)	AQH Rtg	AQH Shr	AQH (00)	Cume (00)	AQH Rtg	AQH Shr	AQH (00)	Cume (00)	AQH Rtg	AQH Shr	
XTRA-AM																				
SP '05	8	242	.2	12	104	.2	10	121	.1	14	139	.2	4	70	.2	4	70	.2	4	70
WI '05	4	169	.1	7	73	.1	6	25	.1	6	78	.1	4	55	.1	4	55	.1	4	55
FA '04	1	70			12		1	34		1	34		1	34		1	34		1	34
SU '04	1	89		1	27		2	30		1	33		1	33		1	33		1	33
4-Book	4	143	.1	5	54	.1	5	53	.1	6	71	.1	2	31	.1	2	31	.1	2	31
SP '04	6	154	.1	7	45	.1	9	54	.1	4	40	.1	2	36	.1	2	36	.1	2	36
KGFI-FM																				
SP '05	26	1054	.1	.5	31	357	.1	.4	26	329	.1	.4	40	491	.1	.7	20	368	.1	.9
WI '05	32	1323	.1	.6	34	553	.1	.5	48	522	.2	.6	43	657	.1	.7	14	284	.1	.7
FA '04	16	786	.1	.3	20	293	.1	.3	22	366	.1	.3	15	301	.1	.3	11	163	.1	.5
SU '04	23	1091	.1	.4	20	346	.1	.3	24	433	.1	.3	27	533	.1	.4	25	365	.1	1.0
4-Book	24	1064	.1	.5	26	387	.1	.4	30	413	.1	.4	31	496	.1	.5	18	295	.1	.8
SP '04	29	1209	.1	.6	26	361	.1	.3	41	560	.1	.6	36	539	.1	.6	19	323	.1	.8
KOLA-FM																				
SP '05	8	274	.2	8	85	.1	14	74	.2	8	130	.1	1	38	.1	1	38	.1	1	38
WI '05	**	**	**	**	**	**	**	**	**	**	**	**	**	**	**	**	**	**	**	**
FA '04	**	**	**	**	**	**	**	**	**	**	**	**	**	**	**	**	**	**	**	**
SU '04	**	**	**	**	**	**	**	**	**	**	**	**	**	**	**	**	**	**	**	**
4-Book	**	**	**	**	**	**	**	**	**	**	**	**	**	**	**	**	**	**	**	**
SP '04	**	**	**	**	**	**	**	**	**	**	**	**	**	**	**	**	**	**	**	**
TOTALS																				
SP '05	5045	30060	16.2	7453	26363	24.0	7284	24638	23.4	6102	25459	19.6	2264	16951	7.3	2264	16951	7.3	2264	16951
WI '05	4952	29956	15.9	7152	26090	23.0	7395	24386	23.8	6192	25666	19.9	2085	15664	6.7	2085	15664	6.7	2085	15664
FA '04	5020	30176	16.2	7520	26637	24.2	7483	24354	24.1	5962	25778	19.2	2104	16014	6.8	2104	16014	6.8	2104	16014
SU '04	5191	29762	16.8	7191	25722	23.2	7452	25164	24.1	6105	25718	19.7	2563	17272	8.3	2563	17272	8.3	2563	17272
4-Book	5052	29989	16.3	7329	26203	23.6	7404	24636	23.9	6090	25655	19.6	2254	16475	7.3	2254	16475	7.3	2254	16475
SP '04	5064	29786	16.4	7452	26514	24.1	7391	24704	23.9	6078	25094	19.6	2258	16641	7.3	2258	16641	7.3	2258	16641

** Station(s) not reported this survey.

* Listener estimates adjusted for reported broadcast schedule.

+ Station(s) changed call letters - see Page 13.

4-Book: Avg. of current and previous 3 surveys.
2-Book: Avg. of most recent 2 surveys.

Target Listener Estimates

		Women 18-49																				
		Monday-Friday 6AM-7PM				Weekend 6AM-MID				Saturday 6AM-10AM				Saturday 10AM-3PM				Saturday 3PM-7PM				
		AQH (00)	Cume (00)	AQH Rtg	AQH Shr	AQH (00)	Cume (00)	AQH Rtg	AQH Shr	AQH (00)	Cume (00)	AQH Rtg	AQH Shr	AQH (00)	Cume (00)	AQH Rtg	AQH Shr	AQH (00)	Cume (00)	AQH Rtg	AQH Shr	
KABC-AM																						
SP '05		21	417	.1	.3	15	169	.4	.4	11	39	.3	.3	35	91	.1	.6	22	38	.1	.6	
4-Book		55	665	.2	.8	12	221	.4	.4	12	52	.3	.3	24	82	.1	.4	17	60	.1	.4	
KAZN-AM																						
SP '05		29	205	.1	.4	8	145	.2	.2	7	30	.2	.2	9	49	.1	.1	5	19	.1	.1	
4-Book		**	**	**	**	**	**	**	**	**	**	**	**	**	**	**	**	**	**	**	**	
KBIG-FM																						
SP '05		201	2730	.6	2.9	76	1413	.2	2.2	71	217	.2	1.8	140	495	.5	2.3	95	418	.3	2.4	
4-Book		252	2894	.8	3.6	82	1494	.3	2.4	66	284	.2	1.7	128	491	.5	2.2	111	438	.4	2.7	
KBUA-FM																						
SP '05		51	412	.2	.7	23	262	.1	.7	44	111	.1	1.1	51	137	.2	.8	26	55	.1	.7	
4-Book		49	391	.2	.7	26	246	.1	.7	28	77	.1	.7	46	116	.2	.8	32	94	.1	.8	
KBUE-FM																						
SP '05		157	1591	.5	2.3	91	1104	.3	2.6	114	312	.4	2.9	228	609	.7	3.7	102	279	.3	2.6	
4-Book		164	1702	.6	2.4	101	1104	.3	2.9	114	322	.4	3.1	195	545	.6	3.3	114	338	.4	2.8	
KCBS-FM																						
SP '05		225	3272	.7	3.2	124	1961	.4	3.5	134	529	.4	3.4	283	1016	.9	4.6	133	561	.4	3.4	
4-Book		134	2497	.4	1.9	80	1507	.3	2.3	72	302	.2	1.9	168	682	.6	2.8	97	415	.3	2.4	
+KDAY-FM																						
SP '05		73	1573	.2	1.0	48	925	.2	1.4	27	113	.1	.7	98	343	.3	1.6	81	312	.3	2.1	
4-Book		69	1256	.2	1.0	53	766	.2	1.5	46	154	.2	1.2	100	311	.3	1.7	88	270	.3	2.2	
KDLD-FM																						
SP '05		57	769	.2	.8	20	335	.1	.6	44	147	.1	1.1	39	148	.1	.6	35	144	.1	.9	
4-Book		37	577	.1	.5	16	313	.1	.5	24	83	.1	.7	25	106	.1	.4	29	126	.1	.7	
KDLE-FM																						
SP '05		24	537	.1	.3	14	343	.1	.4	6	33	.2	.2	23	102	.1	.4	23	122	.1	.6	
4-Book		37	484	.1	.5	17	278	.1	.5	9	25	.3	.3	30	93	.1	.5	23	87	.1	.6	
KEBN-FM																						
SP '05		39	346	.1	.6	15	152	.4	.4	29	68	.1	.7	30	85	.1	.5	7	43	.1	.2	
4-Book		**	**	**	**	**	**	**	**	**	**	**	**	**	**	**	**	**	**	**	**	
KFI -AM																						
SP '05		162	1475	.5	2.3	24	482	.1	.7	22	139	.1	.6	17	142	.1	.3	6	44	.1	.2	
4-Book		179	1767	.6	2.6	37	567	.1	1.1	72	218	.3	2.0	54	205	.2	.9	19	63	.1	.5	
KFSH-FM																						
SP '05		71	877	.2	1.0	34	543	.1	1.0	54	207	.2	1.4	53	222	.2	.9	31	125	.1	.8	
4-Book		86	988	.3	1.2	42	679	.1	1.2	36	160	.1	1.0	65	270	.2	1.1	51	171	.2	1.2	
KFWB-AM																						
SP '05		51	1278	.2	.7	22	481	.1	.6	45	224	.1	1.2	56	227	.2	.9	14	79	.1	.4	
4-Book		50	1284	.2	.7	18	471	.1	.5	23	130	.1	.6	34	165	.1	.6	16	99	.1	.4	
KHHT-FM																						
SP '05		285	3243	.9	4.1	178	2082	.6	5.1	179	506	.6	4.6	270	799	.9	4.3	196	545	.6	5.0	
4-Book		267	3069	.9	3.8	169	2006	.6	4.8	125	400	.4	3.3	213	727	.7	3.6	166	531	.5	4.1	
KHJ -AM																						
SP '05		44	310	.1	.6	29	222	.1	.8	57	91	.2	1.5	44	82	.1	.7	63	112	.2	1.6	
4-Book		28	304	.1	.4	16	210	.1	.5	29	69	.1	.8	29	78	.1	.5	21	47	.1	.5	
KIIS-FM																						
SP '05		475	7416	1.5	6.8	254	4189	.8	7.3	210	876	.7	5.4	504	1962	1.6	8.1	315	1249	1.0	8.0	
4-Book		386	6530	1.3	5.5	233	4095	.8	6.7	211	833	.7	5.6	399	1669	1.3	6.6	293	1182	1.0	7.2	
KVVS-FM																						
SP '05		8	173	.1	.1	3	80	.1	.1	2	12	.1	.1	5	36	.1	.1	4	30	.1	.1	
4-Book		15	203	.2	.2	8	86	.2	.2	9	31	.3	.3	11	42	.2	.2	8	24	.2	.2	

** Station(s) not reported this survey.

* Listener estimates adjusted for reported broadcast schedule.

+ Station(s) changed call letters - see Page 13.

4-Book: Avg. of current and previous 3 surveys.
2-Book: Avg. of most recent 2 surveys.

Target Listener Estimates

Target Listener Estimates - Women 18-49

	Women 18-49																			
	Monday-Friday 6AM-7PM				Weekend 6AM-MID				Saturday 6AM-10AM				Saturday 10AM-3PM				Saturday 3PM-7PM			
	AQH (00)	Cume (00)	AQH Rtg	AQH Shr	AQH (00)	Cume (00)	AQH Rtg	AQH Shr	AQH (00)	Cume (00)	AQH Rtg	AQH Shr	AQH (00)	Cume (00)	AQH Rtg	AQH Shr	AQH (00)	Cume (00)	AQH Rtg	AQH Shr
KJLH-FM																				
SP '05	125	1074	.4	1.8	95	1109	.3	2.7	32	137	.1	.8	119	322	.4	1.9	76	184	.2	1.9
4-Book	130	1275	.4	1.9	113	1118	.4	3.2	72	205	.2	1.9	133	348	.4	2.2	87	268	.3	2.1
KKBT-FM																				
SP '05	283	4039	.9	4.1	145	2278	.5	4.1	113	415	.4	2.9	257	954	.8	4.1	182	620	.6	4.6
4-Book	255	3961	.8	3.7	135	2259	.5	3.8	119	426	.4	3.2	216	881	.7	3.6	188	641	.6	4.6
KKLA-FM																				
SP '05	37	576	.1	.5	5	137		.1	4	27		.1	5	54		.1	2	12		.1
4-Book	41	574	.1	.6	10	194		.3	10	42		.3	11	56		.2	9	33	.1	.2
KLAC-AM																				
SP '05	5	73		.1	2	63		.1					2	17			5	28		.1
4-Book	13	193	.1	.2	3	71		.1					8	34		.1	6	26		.2
KLAX-FM																				
SP '05	307	2689	1.0	4.4	173	1849	.6	4.9	350	690	1.1	9.0	280	771	.9	4.5	160	486	.5	4.1
4-Book	298	2610	1.0	4.3	167	1770	.6	4.7	332	687	1.1	8.8	260	779	.8	4.3	152	443	.5	3.7
KLOS-FM																				
SP '05	147	2119	.5	2.1	64	1147	.2	1.8	48	228	.2	1.2	115	422	.4	1.8	68	374	.2	1.7
4-Book	126	2029	.4	1.8	51	1028	.2	1.5	40	183	.2	1.1	98	405	.3	1.6	65	294	.2	1.6
KLSX-FM																				
SP '05	157	1305	.5	2.3	12	267		.3	9	35		.2	30	88	.1	.5	11	36		.3
4-Book	169	1503	.6	2.4	17	332	.1	.5	16	49	.1	.4	18	78	.1	.3	20	77	.1	.5
KLTX-AM																				
SP '05	29	255	.1	.4	18	232	.1	.5	62	126	.2	1.6	8	43		.1				
4-Book	55	334	.2	.8	29	266	.1	.8	54	139	.2	1.4	41	106	.1	.7	30	69	.1	.7
KLVE-FM																				
SP '05	383	3765	1.2	5.5	198	2200	.6	5.7	205	628	.7	5.3	321	939	1.0	5.2	225	623	.7	5.7
4-Book	381	3789	1.2	5.5	216	2345	.7	6.2	225	705	.7	6.0	369	945	1.2	6.2	231	658	.7	5.7
KLYY-FM																				
SP '05	166	1627	.5	2.4	83	941	.3	2.4	62	145	.2	1.6	170	348	.5	2.7	87	211	.3	2.2
4-Book	155	1508	.5	2.2	82	970	.3	2.4	90	238	.3	2.4	166	415	.5	2.8	93	278	.3	2.2
KMXE-AM																				
SP '05	35	234	.1	.5	11	113		.3	11	28		.3	21	28	.1	.3	2	17		.1
4-Book	**	**	**	**	**	**	**	**	**	**	**	**	**	**	**	**	**	**	**	**
KMZT-FM																				
SP '05	48	931	.2	.7	35	650	.1	1.0	40	173	.1	1.0	37	173	.1	.6	40	165	.1	1.0
4-Book	52	901	.2	.7	26	543	.1	.8	25	108	.1	.7	32	158	.1	.5	36	137	.1	.9
KNX-AM																				
SP '05	43	1045	.1	.6	17	435	.1	.5	25	118	.1	.6	21	185	.1	.3	14	89		.4
4-Book	44	1203	.1	.6	19	486	.1	.5	28	137	.1	.7	29	153	.1	.5	21	130	.1	.5
KOST-FM																				
SP '05	353	3777	1.1	5.1	121	2027	.4	3.5	116	487	.4	3.0	177	741	.6	2.8	133	518	.4	3.4
4-Book	350	3720	1.1	5.0	135	1995	.4	3.8	123	477	.4	3.3	240	785	.8	4.0	168	629	.6	4.1
KPWR-FM																				
SP '05	249	4963	.8	3.6	155	2937	.5	4.4	162	669	.5	4.2	268	1108	.9	4.3	205	885	.7	5.2
4-Book	286	4943	.9	4.1	184	3050	.6	5.2	180	680	.6	4.8	326	1302	1.1	5.5	249	977	.8	6.1
KRCB-FM																				
SP '05	110	1101	.4	1.6	80	742	.3	2.3	79	245	.3	2.0	145	398	.5	2.3	101	236	.3	2.6
4-Book	120	1122	.4	1.7	74	704	.3	2.1	87	211	.3	2.3	125	296	.4	2.1	95	224	.3	2.4
KRCV-FM																				
SP '05	64	735	.2	.9	45	560	.1	1.3	61	155	.2	1.6	91	246	.3	1.5	45	145	.1	1.1
4-Book	66	704	.2	1.0	46	510	.2	1.3	60	144	.2	1.7	92	244	.3	1.6	44	123	.2	1.1

** Station(s) not reported this survey.

* Listener estimates adjusted for reported broadcast schedule.

+ Station(s) changed call letters - see Page 13.

4-Book: Avg. of current and previous 3 surveys.
2-Book: Avg. of most recent 2 surveys.

Target Listener Estimates

		Women 18-49																					
		Monday-Friday 6AM-7PM				Weekend 6AM-MID				Saturday 6AM-10AM				Saturday 10AM-3PM				Saturday 3PM-7PM					
		AQH (00)	Cume (00)	AQH Rtg	AQH Shr	AQH (00)	Cume (00)	AQH Rtg	AQH Shr	AQH (00)	Cume (00)	AQH Rtg	AQH Shr	AQH (00)	Cume (00)	AQH Rtg	AQH Shr	AQH (00)	Cume (00)	AQH Rtg	AQH Shr		
KRLA-AM																							
SP '05		13	188		.2	2	44		.1					12	44		.2	2	15		.1		
4-Book		24	275	.1	.4	3	46		.1	3	12		.1	7	17		.1	1	9				
KROQ-FM																							
SP '05		273	4396	.9	3.9	126	2471	.4	3.6	90	428	.3	2.3	284	1106	.9	4.6	165	866	.5	4.2		
4-Book		283	4322	.9	4.1	128	2410	.4	3.6	98	454	.3	2.6	230	1005	.8	3.8	164	766	.5	4.0		
KRTH-FM																							
SP '05		129	2704	.4	1.8	67	1398	.2	1.9	77	346	.2	2.0	147	612	.5	2.4	76	348	.2	1.9		
4-Book		157	2702	.5	2.2	79	1482	.3	2.2	84	319	.3	2.3	133	545	.4	2.2	102	383	.3	2.5		
KSCA-FM																							
SP '05		342	2449	1.1	4.9	160	1594	.5	4.6	400	833	1.3	10.3	267	709	.9	4.3	168	401	.5	4.3		
4-Book		256	2072	.8	3.7	122	1316	.4	3.5	293	619	1.0	7.8	219	641	.7	3.7	113	302	.4	2.8		
KSPN-AM																							
SP '05		7	224		.1	14	201		.4	8	15		.2	22	66	.1	.4	12	63		.3		
4-Book		7	191		.1	5	116		.1	3	12		.1	10	43		.2	5	27		.1		
KSSE-FM																							
SP '05		231	2763	.7	3.3	127	1627	.4	3.6	144	398	.5	3.7	234	714	.8	3.8	139	470	.4	3.5		
4-Book		277	2787	.9	4.0	135	1717	.4	3.9	161	427	.6	4.3	267	784	.9	4.5	160	513	.5	3.9		
+KTLK-AM																							
SP '05		19	285	.1	.3	5	158		.1	8	40		.2	10	69		.2	9	36		.2		
4-Book		7	123		.1	2	62		.1	3	16		.1	3	20		.1	8	19		.2		
KTNQ-AM																							
SP '05		28	349	.1	.4	9	133		.3	13	27		.3	17	55	.1	.3	12	15		.3		
4-Book		43	424	.1	.6	12	161		.4	19	52		.5	19	55	.1	.3	9	23		.2		
KTWV-FM																							
SP '05		207	1944	.7	3.0	76	1230	.2	2.2	67	244	.2	1.7	135	419	.4	2.2	80	249	.3	2.0		
4-Book		209	1974	.7	3.0	83	1147	.3	2.4	67	260	.2	1.8	143	465	.5	2.4	107	339	.4	2.6		
KWIZ-FM																							
SP '05		41	397	.1	.6	33	232	.1	.9	20	54	.1	.5	48	95	.2	.8	34	82	.1	.9		
4-Book		48	505	.2	.7	32	316	.1	.9	31	82	.1	.8	61	146	.2	1.0	40	98	.1	1.0		
KWVE-FM																							
SP '05		42	424	.1	.6	14	217		.4	18	86	.1	.5	28	81	.1	.5	20	84	.1	.5		
4-Book		36	493	.1	.5	15	237	.1	.4	28	91	.1	.8	18	59	.1	.3	14	53	.1	.4		
KXOL-FM																							
SP '05		176	1777	.6	2.5	113	1292	.4	3.2	94	347	.3	2.4	231	541	.7	3.7	128	361	.4	3.2		
4-Book		171	1797	.6	2.5	101	1097	.3	2.9	108	311	.4	2.9	183	442	.6	3.1	119	305	.4	2.9		
KYSR-FM																							
SP '05		203	4066	.7	2.9	89	1744	.3	2.5	46	273	.1	1.2	187	870	.6	3.0	115	488	.4	2.9		
4-Book		253	4207	.9	3.6	106	2147	.4	3.0	79	426	.2	2.1	198	942	.7	3.3	135	571	.5	3.3		
KZLA-FM																							
SP '05		137	1949	.4	2.0	57	1058	.2	1.6	72	376	.2	1.8	112	514	.4	1.8	69	241	.2	1.7		
4-Book		159	1988	.5	2.3	69	1206	.2	2.0	59	328	.2	1.6	129	556	.4	2.2	89	336	.3	2.2		
XTRA-AM																							
SP '05		12	215		.2	5	123		.1	3	14		.1	6	49		.1						
4-Book		5	115		.1	2	55			1	4			2	16							3	
KGGI-FM																							
SP '05		32	782	.1	.5	21	419	.1	.6	35	91	.1	.9	27	196	.1	.4	28	160	.1	.7		
4-Book		29	864	.1	.4	20	457	.1	.6	20	82	.1	.5	30	186	.1	.5	23	141	.1	.6		
KOLA-FM																							
SP '05		11	219		.2	6	125		.2	5	13		.1	5	44		.1	8	49		.2		
4-Book		**	**	**	**	**	**	**	**	**	**	**	**	**	**	**	**	**	**	**	**		
TOTALS																							
SP '05		6973	29716	22.4		3497	24200	11.3		3899	10907	12.5		6219	15849	20.0		3946	10862	12.7			
4-Book		6977	29645	22.5		3518	24213	11.4		3763	10586	12.1		5989	15389	19.3		4108	11325	13.2			

** Station(s) not reported this survey.

* Listener estimates adjusted for reported broadcast schedule.

+ Station(s) changed call letters - see Page 13.

4-Book: Avg. of current and previous 3 surveys.
2-Book: Avg. of most recent 2 surveys.

Target Listener Estimates

Women 18-49																				
Saturday 7PM-MID				Sunday 6AM-10AM				Sunday 10AM-3PM				Sunday 3PM-7PM				Sunday 7PM-MID				
AQH (00)	Cume (00)	AQH Rtg	AQH Shr	AQH (00)	Cume (00)	AQH Rtg	AQH Shr	AQH (00)	Cume (00)	AQH Rtg	AQH Shr	AQH (00)	Cume (00)	AQH Rtg	AQH Shr	AQH (00)	Cume (00)	AQH Rtg	AQH Shr	
KABC-AM																				
SP '05	3	13	.1	13	47	.6	14	55	.3	23	72	.1	.7							
4-Book	4	28	.2	7	34	.3	12	65	.3	11	56		.4	7	34		.3			
KAZN-AM																				
SP '05	4	19	.2	7	30	.3	11	49	.3	15	69	.5		4	19	.2				
4-Book	**	**	**	**	**	**	**	**	**	**	**	**	**	**	**	**	**	**	**	
KBIG-FM																				
SP '05	90	314	.3	4.0	15	95	.6	95	402	.3	2.3	79	273	.3	2.4	17	106	.1	1.0	
4-Book	88	291	.3	3.8	32	163	.1	1.3	102	397	.3	2.3	87	353	.3	2.7	39	172	.1	2.1
KBUA-FM																				
SP '05	3	25	.1	.8	19	25	.1	.8	27	102	.1	.6	8	26	.2		10	27	.6	
4-Book	7	38	.3	1.0	24	53	.1	1.0	44	112	.2	1.0	13	33	.4		10	27	.6	
KBUE-FM																				
SP '05	29	171	.1	1.3	50	195	.2	2.1	80	270	.3	1.9	63	233	.2	1.9	53	165	.2	3.0
4-Book	53	196	.2	2.4	58	200	.2	2.4	119	341	.4	2.7	92	264	.3	2.8	59	177	.2	3.2
KCBS-FM																				
SP '05	49	339	.2	2.2	66	307	.2	2.8	162	707	.5	3.9	115	429	.4	3.5	39	195	.1	2.2
4-Book	36	216	.1	1.6	38	171	.1	1.6	110	528	.4	2.5	96	377	.3	2.9	23	146	.1	1.2
+KDAY-FM																				
SP '05	39	187	.1	1.7	16	71	.1	.7	55	234	.2	1.3	53	225	.2	1.6	13	75	.7	
4-Book	40	166	.1	1.7	24	77	.1	1.0	54	207	.2	1.2	52	178	.2	1.5	21	77	.1	1.0
KDLD-FM																				
SP '05	5	30	.2		10	52	.4		25	126	.1	.6	5	32	.2		2	42	.1	
4-Book	12	57	.1	.5	7	35	.3		16	97	.1	.4	12	62	.4		5	31	.3	
KDLE-FM																				
SP '05	9	28	.4		4	15	.2		13	112	.3		26	112	.1	.8	8	13	.5	
4-Book	7	33	.3		7	24	.3		28	105	.1	.6	27	86	.1	.8	8	33	.5	
KEBN-FM																				
SP '05	9	28	.4		15	58	.6		17	42	.1	.4	5	13	.2		3	15	.2	
4-Book	**	**	**	**	**	**	**	**	**	**	**	**	**	**	**	**	**	**	**	
KFI -AM																				
SP '05	16	69	.1	.7	67	183	.2	2.9	31	128	.1	.7	17	82	.1	.5	18	90	.1	1.0
4-Book	24	78	.1	1.0	52	161	.2	2.1	34	139	.1	.8	20	78	.1	.6	23	82	.1	1.2
KFSH-FM																				
SP '05	13	114	.6		40	206	.1	1.7	46	314	.1	1.1	24	130	.1	.7	12	46	.7	
4-Book	20	122	.1	.9	54	289	.2	2.2	61	359	.2	1.4	34	137	.1	1.0	15	91	.1	.8
KFVB-AM																				
SP '05	11	74	.5		9	63	.4		12	79	.3		31	133	.1	.9	3	15	.2	
4-Book	11	84	.5		17	89	.1	.7	15	93	.4		27	122	.1	.8	7	33	.4	
KHHT-FM																				
SP '05	167	508	.5	7.5	84	292	.3	3.6	162	525	.5	3.9	146	402	.5	4.4	197	488	.6	11.3
4-Book	148	480	.5	6.4	80	287	.3	3.3	155	546	.5	3.6	172	534	.6	5.2	267	603	.9	14.3
KHJ -AM																				
SP '05	3	25	.1		24	38	.1	1.0	18	49	.1	.4	26	45	.1	.8	9	25	.5	
4-Book	8	35	.3		17	51	.1	.7	17	47	.1	.4	10	25	.3		4	17	.2	
KIIS-FM																				
SP '05	160	717	.5	7.1	145	664	.5	6.2	319	1318	1.0	7.6	258	884	.8	7.8	104	528	.3	6.0
4-Book	178	752	.6	8.0	145	597	.5	6.1	298	1334	1.0	6.9	218	829	.7	6.7	109	487	.4	6.1
KVVS-FM																				
SP '05	8	27	.4		2	12	.1		9	21	.2		1	11			6	12	.4	
4-Book	7	22	.4		1	9	.1		9	21	.2		10	24	.3		6	12	.4	

Target Listener Estimates - Women 18-49

** Station(s) not reported this survey.

* Listener estimates adjusted for reported broadcast schedule.

+ Station(s) changed call letters - see Page 13.

4-Book: Avg. of current and previous 3 surveys.
2-Book: Avg. of most recent 2 surveys.

Target Listener Estimates

Women 18-49																				
Saturday 7PM-MID				Sunday 6AM-10AM				Sunday 10AM-3PM				Sunday 3PM-7PM				Sunday 7PM-MID				
AQH (00)	Cume (00)	AQH Rtg	AQH Shr	AQH (00)	Cume (00)	AQH Rtg	AQH Shr	AQH (00)	Cume (00)	AQH Rtg	AQH Shr	AQH (00)	Cume (00)	AQH Rtg	AQH Shr	AQH (00)	Cume (00)	AQH Rtg	AQH Shr	
KJLH-FM																				
SP '05	41	126	.1	1.8	107	362	.3	4.6	172	535	.6	4.1	164	410	.5	5.0	48	161	.2	2.8
4-Book	68	203	.2	2.9	127	344	.4	5.3	212	603	.7	4.9	146	357	.5	4.4	53	178	.2	2.9
KKBT-FM																				
SP '05	91	418	.3	4.1	118	345	.4	5.1	158	647	.5	3.8	141	535	.5	4.3	96	431	.3	5.5
4-Book	101	442	.3	4.5	112	344	.4	4.7	143	619	.5	3.3	125	454	.4	3.8	75	318	.2	4.1
KKLA-FM																				
SP '05					14	67		.6	11	70		.3	2	13		.1	3	29		.2
4-Book	5	19		.2	21	91	.1	.9	13	79		.3	7	33		.2	5	28		.3
KLAC-AM																				
SP '05									5	15		.1	2	19		.1				
4-Book	1	11		.1	1	6			2	11		.1	3	15		.1		1	7	
KLAX-FM																				
SP '05	111	300	.4	5.0	48	205	.2	2.1	176	526	.6	4.2	182	499	.6	5.5	87	326	.3	5.0
4-Book	82	252	.3	3.6	133	310	.5	5.5	189	553	.6	4.4	143	394	.5	4.3	62	218	.2	3.4
KLOS-FM																				
SP '05	36	106	.1	1.6	39	153	.1	1.7	101	275	.3	2.4	65	220	.2	2.0	34	153	.1	1.9
4-Book	37	154	.1	1.6	24	115	.1	1.1	65	273	.2	1.5	54	196	.2	1.6	22	115	.1	1.2
KLSX-FM																				
SP '05	4	12		.2	16	74	.1	.7	17	89	.1	.4	4	28		.1	4	19		.2
4-Book	5	25		.2	30	87	.1	1.2	32	123	.1	.7	12	45	.1	.3	7	33		.3
KLTX-AM																				
SP '05	9	55		.4	40	107	.1	1.7	18	59	.1	.4	12	29		.4	1	12		.1
4-Book	10	39		.4	53	126	.2	2.2	32	105	.1	.7	16	39		.5	4	16		.2
KLVE-FM																				
SP '05	153	518	.5	6.8	132	415	.4	5.7	283	799	.9	6.7	160	437	.5	4.9	94	358	.3	5.4
4-Book	164	518	.5	7.2	163	461	.5	6.8	282	816	.9	6.5	181	475	.6	5.5	103	382	.3	5.6
KLYY-FM																				
SP '05	38	131	.1	1.7	66	189	.2	2.8	120	233	.4	2.9	80	198	.3	2.4	31	187	.1	1.8
4-Book	43	147	.2	1.9	47	163	.1	2.0	112	281	.4	2.6	80	221	.3	2.4	22	103	.1	1.2
KMXE-AM																				
SP '05	22	56	.1	1.0	10	15		.4	3	28		.1					14	40		.8
4-Book	**	**	**	**	**	**	**	**	**	**	**	**	**	**	**	**	**	**	**	**
KMZT-FM																				
SP '05	19	131	.1	.8	47	179	.2	2.0	42	173	.1	1.0	33	102	.1	1.0	27	139	.1	1.5
4-Book	27	120	.1	1.2	23	103	.1	1.0	23	144	.1	.5	22	85	.1	.7	22	86	.1	1.2
KNX -AM																				
SP '05	8	79		.4	18	97	.1	.8	24	74	.1	.6	6	25		.2	17	85	.1	1.0
4-Book	8	46		.4	22	110	.1	.9	22	118	.1	.5	12	72		.4	9	58		.6
KOST-FM																				
SP '05	112	451	.4	5.0	91	312	.3	3.9	126	496	.4	3.0	134	483	.4	4.1	80	302	.3	4.6
4-Book	99	397	.3	4.3	84	317	.3	3.5	157	583	.5	3.6	128	437	.4	3.9	71	332	.3	3.9
KPWR-FM																				
SP '05	138	609	.4	6.2	54	256	.2	2.3	151	788	.5	3.6	155	628	.5	4.7	99	362	.3	5.7
4-Book	166	698	.5	7.2	85	359	.3	3.6	185	821	.6	4.3	170	677	.6	5.2	97	380	.3	5.4
KRCB-FM																				
SP '05	52	202	.2	2.3	50	136	.2	2.1	95	240	.3	2.3	49	192	.2	1.5	63	177	.2	3.6
4-Book	51	165	.2	2.2	44	119	.2	1.8	86	242	.3	2.0	65	162	.2	2.0	42	132	.2	2.4
KRCV-FM																				
SP '05	25	102	.1	1.1	50	189	.2	2.1	57	230	.2	1.4	13	50		.4	17	43	.1	1.0
4-Book	30	92	.1	1.3	25	85	.1	1.1	47	146	.2	1.1	35	106	.1	1.1	30	81	.1	1.6

** Station(s) not reported this survey.

* Listener estimates adjusted for reported broadcast schedule.

+ Station(s) changed call letters - see Page 13.

4-Book: Avg. of current and previous 3 surveys.
2-Book: Avg. of most recent 2 surveys.

Target Listener Estimates

Target Listener Estimates - Women 18-49

Women 18-49																			
Saturday 7PM-MID				Sunday 6AM-10AM				Sunday 10AM-3PM				Sunday 3PM-7PM				Sunday 7PM-MID			
AQH (00)	Cume (00)	AQH Rtg	AQH Shr	AQH (00)	Cume (00)	AQH Rtg	AQH Shr	AQH (00)	Cume (00)	AQH Rtg	AQH Shr	AQH (00)	Cume (00)	AQH Rtg	AQH Shr	AQH (00)	Cume (00)	AQH Rtg	AQH Shr
KRLA-AM																			
SP '05																			
4-Book																			
	3	13	.1					1	5			3	15	.2	4	7			.2
KROQ-FM																			
SP '05																			
4-Book																			
	105	475	.3	44	218	.1	1.9	116	672	.4	2.8	120	546	.4	3.6	68	422	.2	3.9
	98	488	.3	60	256	.2	2.5	165	719	.5	3.8	119	518	.4	3.6	77	421	.2	4.2
KRTH-FM																			
SP '05																			
4-Book																			
	35	159	.1	50	181	.2	2.1	76	327	.2	1.8	37	208	.1	1.1	33	119	.1	1.9
	36	191	.1	54	224	.2	2.2	107	442	.3	2.5	69	250	.2	2.1	42	182	.2	2.3
KSCA-FM																			
SP '05																			
4-Book																			
	55	239	.2	146	392	.5	6.3	119	400	.4	2.8	114	327	.4	3.5	47	134	.2	2.7
	47	169	.2	104	296	.4	4.4	111	352	.4	2.6	74	207	.3	2.3	38	128	.1	2.0
KSPN-AM																			
SP '05																			
4-Book																			
	21	29	.1	4	17	.2		25	112	.1	.6	15	50	.5					
	6	15	.2	2	7	.1		10	42	.2		6	19	.2		1	4		
KSSE-FM																			
SP '05																			
4-Book																			
	55	208	.2	79	223	.3	3.4	221	579	.7	5.3	105	333	.3	3.2	32	157	.1	1.8
	77	303	.3	78	228	.3	3.2	173	555	.6	4.0	101	315	.3	3.1	60	224	.2	3.4
+KTLK-AM																			
SP '05																			
4-Book																			
	3	33	.1	2	14	.1		5	27	.1		7	19	.2					
	1	8		1	6			3	17	.1		3	11	.1		1	4		
KTNQ-AM																			
SP '05																			
4-Book																			
	8	43	.4	12	7	.1	.5	8	15	.2		6	12	.2		5	15	.3	
	5	18	.2	12	37	.1		17	45	.1	.4	2	6	.1		7	27	.4	
KTWV-FM																			
SP '05																			
4-Book																			
	62	186	.2	45	180	.1	1.9	88	318	.3	2.1	84	210	.3	2.5	45	164	.1	2.6
	72	248	.2	44	166	.1	1.8	100	347	.3	2.3	83	237	.3	2.5	46	174	.2	2.5
KWIZ-FM																			
SP '05																			
4-Book																			
	18	57	.1	41	71	.1	1.8	47	141	.2	1.1	34	41	.1	1.0	24	80	.1	1.4
	16	54	.1	21	56	.1	.9	38	109	.1	.9	30	71	.1	.9	18	58	.1	1.0
KWVE-FM																			
SP '05																			
4-Book																			
	9	28	.4	7	40	.3		17	61	.1	.4	17	62	.1	.5	1	15	.1	
	6	22	.2	13	57	.1	.6	25	88	.1	.6	14	45	.1	.4	6	18	.3	
KXOL-FM																			
SP '05																			
4-Book																			
	100	372	.3	34	138	.1	1.5	119	284	.4	2.8	122	319	.4	3.7	62	269	.2	3.6
	60	227	.2	62	211	.2	2.5	119	321	.4	2.7	103	245	.3	3.1	53	197	.2	2.9
KYSR-FM																			
SP '05																			
4-Book																			
	69	302	.2	42	211	.1	1.8	135	589	.4	3.2	71	409	.2	2.2	28	148	.1	1.6
	61	303	.2	55	264	.2	2.3	153	751	.5	3.5	109	507	.4	3.3	51	264	.2	2.7
KZLA-FM																			
SP '05																			
4-Book																			
	10	98	.4	45	261	.1	1.9	73	371	.2	1.7	54	231	.2	1.6	23	157	.1	1.3
	33	163	.1	50	274	.2	2.1	91	417	.3	2.1	72	272	.2	2.2	26	125	.1	1.4
XTRA-AM																			
SP '05																			
4-Book																			
	1	7	.1		4			8	32	.2		17	74	.1	.5	9	26	.5	
								3	19	.1		5	22	.2		2	7	.1	
KGGI-FM																			
SP '05																			
4-Book																			
	5	52	.2					15	96	.4		25	58	.1	.8	32	84	.1	1.8
	10	66	.4	8	40	.3		17	92	.1	.4	22	85	.1	.7	29	84	.1	1.6
KOLA-FM																			
SP '05																			
4-Book																			
	3	28	.1	12	19	.5		13	54	.3		4	30	.1		1	13	.1	
	**	**	**	**	**	**	**	**	**	**	**	**	**	**	**	**	**	**	**
TOTALS																			
SP '05																			
4-Book																			
	2240	7626	7.2	2326	7415	7.5		4202	11804	13.5		3296	9206	10.6		1745	5900	5.6	
	2296	7539	7.4	2410	7437	7.8		4349	12274	14.0		3293	9040	10.6		1836	5898	5.9	

** Station(s) not reported this survey.

* Listener estimates adjusted for reported broadcast schedule.

+ Station(s) changed call letters - see Page 13.

4-Book: Avg. of current and previous 3 surveys.
2-Book: Avg. of most recent 2 surveys.

Target Listener Trends

Women 25-49																			
Monday-Sunday 6AM-MID				Monday-Friday 6AM-10AM				Monday-Friday 10AM-3PM				Monday-Friday 3PM-7PM				Monday-Friday 7PM-MID			
AQH (00)	Cume (00)	AQH Rtg	AQH Shr	AQH (00)	Cume (00)	AQH Rtg	AQH Shr	AQH (00)	Cume (00)	AQH Rtg	AQH Shr	AQH (00)	Cume (00)	AQH Rtg	AQH Shr	AQH (00)	Cume (00)	AQH Rtg	AQH Shr
KABC-AM																			
SP '05	16	485	.1	.4	15	182	.1	.2	20	211	.1	.3	28	277	.1	.6	7	155	.4
WI '05	41	769	.2	1.0	49	396	.2	.8	87	465	.4	1.4	68	452	.3	1.4	11	190	.8
FA '04	38	818	.2	.9	30	325	.1	.5	87	543	.4	1.4	66	481	.3	1.4	14	211	.1
SU '04	42	849	.2	1.0	50	410	.2	.8	62	416	.3	1.0	64	476	.3	1.3	36	324	.1
4-Book	34	730	.2	.8	36	328	.2	.6	64	409	.3	1.0	57	422	.3	1.2	17	220	.1
SP '04	34	740	.1	.8	23	263	.1	.4	60	391	.2	1.0	64	433	.3	1.3	23	213	.1
KAZN-AM																			
SP '05	19	221	.1	.5	39	161	.2	.6	19	92	.1	.3	32	174	.1	.7	10	48	.6
WI '05	**	**	**	**	**	**	**	**	**	**	**	**	**	**	**	**	**	**	**
FA '04	**	**	**	**	**	**	**	**	**	**	**	**	**	**	**	**	**	**	**
SU '04	**	**	**	**	**	**	**	**	**	**	**	**	**	**	**	**	**	**	**
4-Book	**	**	**	**	**	**	**	**	**	**	**	**	**	**	**	**	**	**	**
SP '04	**	**	**	**	**	**	**	**	**	**	**	**	**	**	**	**	**	**	**
KBIG-FM																			
SP '05	116	2851	.5	2.8	123	1251	.5	2.0	224	1397	.9	3.8	162	1466	.7	3.3	35	634	.1
WI '05	128	2882	.5	3.2	176	1381	.7	2.9	235	1400	.9	3.8	187	1496	.8	3.8	24	519	.1
FA '04	132	2869	.5	3.2	163	1350	.7	2.6	259	1242	1.0	4.1	181	1516	.7	3.7	35	612	.1
SU '04	203	3426	.8	4.9	228	1498	.9	3.8	450	2025	1.8	7.2	284	1833	1.1	5.8	45	731	.2
4-Book	145	3007	.6	3.5	173	1370	.7	2.8	292	1516	1.2	4.7	204	1578	.8	4.2	35	624	.1
SP '04	172	3475	.7	4.1	190	1667	.8	3.0	359	1908	1.4	5.7	246	1945	1.0	4.9	56	928	.2
KBUA-FM																			
SP '05	33	376	.1	.8	62	233	.2	1.0	50	296	.2	.8	30	213	.1	.6	14	90	.1
WI '05	20	264	.1	.5	42	165	.2	.7	30	156	.1	.5	19	125	.1	.4	3	43	.2
FA '04	23	273	.1	.6	36	147	.1	.6	42	167	.2	.7	19	147	.1	.4	4	54	.3
SU '04	36	393	.1	.9	53	210	.2	.9	64	325	.3	1.0	34	246	.1	.7	7	115	.4
4-Book	28	327	.1	.7	48	189	.2	.8	47	236	.2	.8	26	183	.1	.5	7	76	.4
SP '04	41	360	.2	1.0	66	207	.3	1.0	73	194	.3	1.2	30	210	.1	.6	16	85	.1
KBUE-FM																			
SP '05	83	1245	.3	2.0	106	551	.4	1.7	154	758	.6	2.6	72	456	.3	1.5	29	293	.1
WI '05	87	1432	.4	2.2	102	609	.4	1.7	163	859	.7	2.7	61	587	.2	1.2	35	388	.1
FA '04	89	1379	.4	2.2	124	677	.5	1.9	159	913	.6	2.5	74	570	.3	1.5	34	379	.1
SU '04	103	1473	.4	2.5	140	763	.6	2.3	149	923	.6	2.4	129	797	.5	2.6	38	351	.2
4-Book	91	1382	.4	2.2	118	650	.5	1.9	156	863	.6	2.6	84	603	.3	1.7	34	353	.1
SP '04	97	1450	.4	2.3	111	740	.4	1.7	112	836	.5	1.8	112	824	.5	2.2	65	562	.3
KCBS-FM																			
SP '05	143	3231	.6	3.5	166	1512	.7	2.7	233	1724	.9	3.9	192	1898	.8	3.9	42	992	.2
WI '05	68	2287	.3	1.7	68	885	.3	1.1	91	994	.4	1.5	113	1343	.5	2.3	33	542	.1
FA '04	71	2131	.3	1.7	80	981	.3	1.3	100	954	.4	1.6	121	1277	.5	2.5	17	455	.1
SU '04	68	2575	.3	1.6	58	724	.2	1.0	92	1114	.4	1.5	96	1371	.4	2.0	30	527	.1
4-Book	88	2556	.4	2.1	93	1026	.4	1.5	129	1197	.5	2.1	131	1472	.6	2.7	31	629	.1
SP '04	92	2568	.4	2.2	119	1170	.5	1.9	156	1222	.6	2.5	110	1357	.4	2.2	24	638	.1
+KDAY-FM																			
SP '05	43	1177	.2	1.1	62	493	.2	1.0	43	660	.2	.7	67	796	.3	1.4	17	302	.1
WI '05	36	1006	.1	.9	40	427	.2	.7	53	531	.2	.9	42	459	.2	.8	18	262	.1
FA '04	28	848	.1	.7	32	391	.1	.5	32	333	.1	.5	48	590	.2	1.0	12	212	.8
SU '04	66	1031	.3	1.6	57	441	.2	.9	78	561	.3	1.3	87	525	.4	1.8	42	344	.2
4-Book	43	1016	.2	1.1	48	438	.2	.8	52	521	.2	.9	61	593	.3	1.3	22	280	.1
SP '04	74	902	.3	1.8	77	421	.3	1.2	104	584	.4	1.7	103	509	.4	2.0	31	235	.1
KDLD-FM																			
SP '05	26	550	.1	.6	29	246	.1	.5	50	305	.2	.8	39	314	.2	.8	8	168	.5
WI '05	17	503	.1	.4	15	204	.1	.2	27	252	.1	.4	27	317	.1	.5	11	217	.8
FA '04	20	506	.1	.5	20	164	.1	.3	33	249	.1	.5	36	354	.1	.7	7	136	.5
SU '04	15	436	.1	.4	8	129	.1	.1	29	218	.1	.5	21	278	.1	.4	5	95	.3
4-Book	20	499	.1	.5	18	186	.1	.3	35	256	.1	.6	31	316	.1	.6	8	154	.5
SP '04	24	519	.1	.6	19	183	.1	.3	28	287	.1	.4	37	297	.1	.7	16	171	.1

** Station(s) not reported this survey.

* Listener estimates adjusted for reported broadcast schedule.

+ Station(s) changed call letters - see Page 13.

4-Book: Avg. of current and previous 3 surveys.
2-Book: Avg. of most recent 2 surveys.

Target Listener Trends

Women 25-49																				
Monday-Sunday 6AM-MID				Monday-Friday 6AM-10AM				Monday-Friday 10AM-3PM				Monday-Friday 3PM-7PM				Monday-Friday 7PM-MID				
AQH (00)	Cume (00)	AQH Rtg	AQH Shr	AQH (00)	Cume (00)	AQH Rtg	AQH Shr	AQH (00)	Cume (00)	AQH Rtg	AQH Shr	AQH (00)	Cume (00)	AQH Rtg	AQH Shr	AQH (00)	Cume (00)	AQH Rtg	AQH Shr	
KDLE-FM																				
SP '05	15	520	.1	.4	12	131	.2	.8	21	248	.1	.4	24	317	.1	.5	12	133	.7	.7
WI '05	35	427	.1	.9	50	183	.2	.8	67	303	.3	1.1	42	262	.2	.8	8	75	.6	.6
FA '04	17	427	.1	.4	12	118	.2	.2	22	166	.1	.4	36	249	.1	.7	9	99	.6	.6
SU '04	20	359	.1	.5	29	144	.1	.5	41	237	.2	.7	23	157	.1	.5	3	57	.2	.2
4-Book	22	433	.1	.6	26	144	.1	.4	38	239	.2	.7	31	246	.1	.6	8	91	.5	.5
SP '04	16	523	.1	.4	23	311	.1	.4	20	220	.1	.3	23	320	.1	.5	8	144	.5	.5
KEBN-FM																				
SP '05	19	242	.1	.5	33	112	.1	.5	32	158	.1	.5	10	101	.2	.2	13	100	.1	.8
WI '05	**	**	**	**	**	**	**	**	**	**	**	**	**	**	**	**	**	**	**	**
FA '04	**	**	**	**	**	**	**	**	**	**	**	**	**	**	**	**	**	**	**	**
SU '04	**	**	**	**	**	**	**	**	**	**	**	**	**	**	**	**	**	**	**	**
4-Book	**	**	**	**	**	**	**	**	**	**	**	**	**	**	**	**	**	**	**	**
SP '04	**	**	**	**	**	**	**	**	**	**	**	**	**	**	**	**	**	**	**	**
KFI -AM																				
SP '05	95	1519	.4	2.3	131	808	.5	2.1	195	985	.8	3.3	141	994	.6	2.9	32	376	.1	1.9
WI '05	96	1998	.4	2.4	149	976	.6	2.5	197	1400	.8	3.2	139	980	.6	2.8	14	144	.1	1.0
FA '04	111	1726	.4	2.7	176	957	.7	2.8	184	1020	.7	2.9	199	1027	.8	4.1	26	316	.1	1.8
SU '04	118	2022	.5	2.8	171	972	.7	2.8	210	1230	.8	3.4	174	1078	.7	3.5	32	350	.1	1.7
4-Book	105	1816	.4	2.6	157	928	.6	2.6	197	1159	.8	3.2	163	1020	.7	3.3	26	297	.1	1.6
SP '04	99	2028	.4	2.4	154	1002	.6	2.4	181	1161	.7	2.9	140	1061	.6	2.8	34	317	.1	2.0
KFSH-FM																				
SP '05	44	893	.2	1.1	64	470	.3	1.0	64	409	.3	1.1	58	530	.2	1.2	17	284	.1	1.0
WI '05	62	1131	.2	1.6	111	741	.4	1.8	99	607	.4	1.6	78	692	.3	1.6	18	322	.1	1.3
FA '04	55	966	.2	1.4	83	666	.3	1.3	79	470	.3	1.3	62	539	.2	1.3	18	302	.1	1.3
SU '04	49	907	.2	1.2	57	475	.2	.9	84	479	.3	1.4	57	487	.2	1.2	18	338	.1	1.0
4-Book	53	974	.2	1.3	79	588	.3	1.3	82	491	.3	1.4	64	562	.2	1.3	18	312	.1	1.2
SP '04	64	1124	.3	1.5	79	804	.3	1.2	76	622	.3	1.2	61	659	.2	1.2	37	469	.1	2.2
KFWB-AM																				
SP '05	31	1266	.1	.8	71	900	.3	1.1	25	444	.1	.4	50	629	.2	1.0	9	198	.5	.5
WI '05	28	1298	.1	.7	61	718	.2	1.0	23	424	.1	.4	48	660	.2	1.0	16	267	.1	1.1
FA '04	39	1561	.2	1.0	102	1037	.4	1.6	28	516	.1	.4	56	779	.2	1.1	9	253	.6	.6
SU '04	32	1333	.1	.8	51	635	.2	.8	39	523	.2	.6	42	634	.2	.9	24	333	.1	1.3
4-Book	33	1365	.1	.8	71	823	.3	1.1	29	477	.1	.5	49	676	.2	1.0	15	263	.1	.9
SP '04	20	876	.1	.5	49	587	.2	.8	13	262	.1	.2	19	375	.1	.4	16	203	.1	.9
KHHT-FM																				
SP '05	162	2830	.7	4.0	199	1139	.8	3.2	227	1494	.9	3.8	195	1559	.8	4.0	94	953	.4	5.6
WI '05	147	2704	.6	3.7	191	1359	.8	3.2	215	1231	.9	3.5	162	1360	.7	3.3	74	829	.3	5.1
FA '04	141	2533	.6	3.5	162	1157	.7	2.5	227	1276	.9	3.6	199	1550	.8	4.1	60	608	.2	4.2
SU '04	191	2734	.8	4.6	195	1334	.8	3.2	289	1496	1.2	4.7	240	1545	1.0	4.9	107	1064	.4	5.8
4-Book	160	2700	.7	4.0	187	1247	.8	3.0	240	1374	1.0	3.9	199	1504	.8	4.1	84	864	.3	5.2
SP '04	156	2592	.6	3.7	186	1299	.8	2.9	215	1383	.9	3.4	200	1559	.8	4.0	79	908	.3	4.7
KHJ -AM																				
SP '05	33	307	.1	.8	59	154	.2	.9	32	166	.1	.5	41	133	.2	.8	12	102	.7	.7
WI '05	9	186	.2	.2	17	74	.1	.3	15	87	.1	.2	3	23	.1	.1	7	74	.5	.5
FA '04	20	495	.1	.5	38	239	.2	.6	31	271	.1	.5	12	170	.2	.2	9	91	.6	.6
SU '04	15	336	.1	.4	11	137	.2	.2	28	137	.1	.5	17	135	.1	.3	6	79	.3	.3
4-Book	19	331	.1	.5	31	151	.1	.5	27	165	.1	.4	18	115	.1	.4	9	87	.5	.5
SP '04	25	493	.1	.6	44	227	.2	.7	37	272	.1	.6	29	166	.1	.6	1	29	.1	.1
KIIS-FM																				
SP '05	245	5578	1.0	6.0	404	3183	1.6	6.5	293	2615	1.2	4.9	347	3454	1.4	7.1	79	1448	.3	4.7
WI '05	187	4840	.8	4.7	308	2653	1.2	5.1	226	2138	.9	3.7	263	2664	1.1	5.3	68	1191	.3	4.7
FA '04	164	4898	.7	4.0	255	2625	1.0	4.0	182	2049	.7	2.9	247	2710	1.0	5.1	67	1253	.3	4.7
SU '04	161	4485	.6	3.9	225	2026	.9	3.7	203	2153	.8	3.3	215	2332	.9	4.4	69	1176	.3	3.7
4-Book	189	4950	.8	4.7	298	2622	1.2	4.8	226	2239	.9	3.7	268	2790	1.1	5.5	71	1267	.3	4.5
SP '04	142	4305	.6	3.4	230	2280	.9	3.6	216	2068	.9	3.5	171	2457	.7	3.4	47	924	.2	2.8

Target Listener Trends - Women 25-49

** Station(s) not reported this survey.

* Listener estimates adjusted for reported broadcast schedule.

+ Station(s) changed call letters - see Page 13.

4-Book: Avg. of current and previous 3 surveys.
2-Book: Avg. of most recent 2 surveys.

Target Listener Trends

Women 25-49																				
Monday-Sunday 6AM-MID				Monday-Friday 6AM-10AM				Monday-Friday 10AM-3PM				Monday-Friday 3PM-7PM				Monday-Friday 7PM-MID				
AQH (00)	Cume (00)	AQH Rtg	AQH Shr	AQH (00)	Cume (00)	AQH Rtg	AQH Shr	AQH (00)	Cume (00)	AQH Rtg	AQH Shr	AQH (00)	Cume (00)	AQH Rtg	AQH Shr	AQH (00)	Cume (00)	AQH Rtg	AQH Shr	
KVVS-FM																				
SP '05	5	165	.1	.1	7	75	.1	.1	5	84	.1	.1	9	72	.2	.2	2	22	.1	.1
WI '05	15	175	.1	.4	23	143	.1	.4	16	96	.1	.3	17	118	.1	.3	14	42	.1	1.0
FA '04	4	127	.1	.1	9	59	.1	.1	4	34	.1	.1	4	76	.1	.1	1	19	.1	.1
SU '04	4	154	.1	.1	5	86	.1	.1	9	126	.1	.1	4	40	.1	.1	2	12	.1	.1
4-Book	7	155	.2	.2	11	91	.2	.2	9	85	.2	.2	9	77	.2	.2	5	24	.3	.3
SP '04	11	156	.3	.3	17	67	.1	.3	18	62	.1	.3	18	101	.1	.4	2	52	.1	.1
KJLH-FM																				
SP '05	93	1433	.4	2.3	105	610	.4	1.7	138	644	.6	2.3	91	656	.4	1.9	45	455	.2	2.7
WI '05	94	1360	.4	2.4	131	688	.5	2.2	129	643	.5	2.1	106	759	.4	2.1	32	392	.1	2.2
FA '04	87	1442	.4	2.1	99	686	.4	1.6	99	644	.4	1.6	96	795	.4	2.0	49	494	.2	3.4
SU '04	103	1459	.4	2.5	129	670	.5	2.1	124	758	.5	2.0	98	724	.4	2.0	47	452	.2	2.5
4-Book	94	1424	.4	2.3	116	664	.5	1.9	123	672	.5	2.0	98	734	.4	2.0	43	448	.2	2.7
SP '04	122	1316	.5	2.9	162	671	.7	2.5	157	771	.6	2.5	161	863	.6	3.2	61	501	.2	3.6
KKBT-FM																				
SP '05	137	2692	.6	3.4	268	1482	1.1	4.3	140	1124	.6	2.3	182	1551	.7	3.7	56	644	.2	3.4
WI '05	98	2690	.4	2.5	204	1419	.8	3.4	99	1156	.4	1.6	128	1445	.5	2.6	32	624	.1	2.2
FA '04	115	2704	.5	2.8	261	1549	1.1	4.1	116	1176	.5	1.8	143	1375	.6	2.9	38	719	.2	2.7
SU '04	141	2717	.6	3.4	263	1476	1.1	4.4	181	1239	.7	2.9	151	1525	.6	3.1	73	738	.3	3.9
4-Book	123	2701	.5	3.0	249	1482	1.0	4.1	134	1174	.6	2.2	151	1474	.6	3.1	50	681	.2	3.1
SP '04	112	2792	.5	2.7	260	1601	1.0	4.1	96	1260	.4	1.5	121	1441	.5	2.4	37	707	.1	2.2
KKLA-FM																				
SP '05	19	529	.1	.5	45	394	.2	.7	25	202	.1	.4	32	292	.1	.7	2	46	.1	.1
WI '05	28	629	.1	.7	75	384	.3	1.2	30	325	.1	.5	35	274	.1	.7	11	94	.1	.8
FA '04	24	596	.1	.6	51	331	.2	.8	44	277	.2	.7	27	299	.1	.6	5	57	.1	.3
SU '04	24	496	.1	.6	41	347	.2	.7	21	186	.1	.3	49	286	.2	1.0	8	96	.1	.4
4-Book	24	563	.1	.6	53	364	.2	.9	30	248	.1	.5	36	288	.1	.8	7	73	.1	.4
SP '04	29	516	.1	.7	47	356	.2	.7	48	297	.2	.8	37	174	.1	.7	11	112	.1	.7
KLAC-AM																				
SP '05	4	116	.1	.1	4	26	.1	.1	7	38	.1	.1	5	48	.1	.1	4	45	.1	.2
WI '05	13	276	.1	.3	11	104	.2	.2	28	120	.1	.5	20	167	.1	.4	4	103	.1	.3
FA '04	5	224	.1	.1	9	62	.1	.1	11	102	.1	.2	4	124	.1	.1		9		
SU '04	8	205	.2	.2	10	89	.2	.2	18	136	.1	.3	10	67	.2	.2	3	69	.1	.2
4-Book	8	205	.2	.2	9	70	.2	.2	16	99	.1	.3	10	102	.2	.2	3	57	.1	.2
SP '04	21	694	.1	.5	15	120	.1	.2	18	116	.1	.3	31	373	.1	.6	25	281	.1	1.5
KLAX-FM																				
SP '05	186	2401	.7	4.6	373	1387	1.5	6.0	249	1481	1.0	4.2	145	999	.6	3.0	69	638	.3	4.1
WI '05	159	2294	.6	4.0	333	1233	1.3	5.5	227	1305	.9	3.7	131	926	.5	2.6	41	438	.2	2.9
FA '04	168	2387	.7	4.1	368	1352	1.5	5.8	255	1562	1.0	4.1	113	1009	.5	2.3	31	382	.1	2.2
SU '04	208	2661	.8	5.0	450	1627	1.8	7.5	249	1627	1.0	4.0	143	1135	.6	2.9	67	668	.3	3.6
4-Book	180	2436	.7	4.4	381	1400	1.5	6.2	245	1494	1.0	4.0	133	1017	.6	2.7	52	532	.2	3.2
SP '04	246	2961	1.0	5.9	551	1814	2.2	8.7	328	1962	1.3	5.2	198	1459	.8	3.9	49	585	.2	2.9
KLOS-FM																				
SP '05	92	2110	.4	2.3	154	980	.6	2.5	134	904	.5	2.2	113	1117	.5	2.3	38	446	.2	2.3
WI '05	63	1848	.3	1.6	141	951	.6	2.3	96	843	.4	1.6	61	770	.2	1.2	18	347	.1	1.3
FA '04	69	1775	.3	1.7	144	847	.6	2.3	91	676	.4	1.4	99	888	.4	2.0	13	342	.1	.9
SU '04	78	2097	.3	1.9	117	955	.5	1.9	108	1024	.4	1.7	103	1125	.4	2.1	32	534	.1	1.7
4-Book	76	1958	.3	1.9	139	933	.6	2.3	107	862	.4	1.7	94	975	.4	1.9	25	417	.1	1.6
SP '04	85	2336	.3	2.0	137	946	.6	2.2	132	1101	.5	2.1	109	1108	.4	2.2	27	531	.1	1.6
KLTX-FM																				
SP '05	79	1175	.3	1.9	195	713	.8	3.1	179	759	.7	3.0	55	496	.2	1.1	7	147	.1	.4
WI '05	70	1368	.3	1.8	186	800	.7	3.1	105	800	.4	1.7	90	655	.4	1.8	10	204	.1	.7
FA '04	95	1479	.4	2.3	240	990	1.0	3.8	193	799	.8	3.1	75	653	.3	1.5	13	227	.1	.9
SU '04	95	1678	.4	2.3	252	1092	1.0	4.2	142	717	.6	2.3	109	735	.4	2.2	19	299	.1	1.0
4-Book	85	1425	.4	2.1	218	899	.9	3.6	155	769	.6	2.5	82	635	.3	1.7	12	219	.1	.8
SP '04	115	1904	.5	2.7	251	1110	1.0	3.9	214	1051	.9	3.4	138	966	.6	2.7	15	275	.1	.9

** Station(s) not reported this survey.

* Listener estimates adjusted for reported broadcast schedule.

+ Station(s) changed call letters - see Page 13.

4-Book: Avg. of current and previous 3 surveys.
2-Book: Avg. of most recent 2 surveys.

Target Listener Trends

Women 25-49

	Monday-Sunday 6AM-MID				Monday-Friday 6AM-10AM				Monday-Friday 10AM-3PM				Monday-Friday 3PM-7PM				Monday-Friday 7PM-MID			
	AQH (00)	Cume (00)	AQH Rtg	AQH Shr	AQH (00)	Cume (00)	AQH Rtg	AQH Shr	AQH (00)	Cume (00)	AQH Rtg	AQH Shr	AQH (00)	Cume (00)	AQH Rtg	AQH Shr	AQH (00)	Cume (00)	AQH Rtg	AQH Shr
KLTX-AM																				
SP '05	18	256	.1	.4	37	154	.1	.6	29	149	.1	.5	10	105	.2	.2	5	82	.3	.3
WI '05	40	450	.2	1.0	71	281	.3	1.2	80	346	.3	1.3	27	226	.1	.5	5	88	.3	.3
FA '04	33	301	.1	.8	57	184	.2	.9	59	187	.2	.9	34	186	.1	.7	9	90	.6	.6
SU '04	52	307	.2	1.2	61	188	.2	1.0	80	226	.3	1.3	63	229	.3	1.3	18	79	.1	1.0
4-Book	36	329	.2	.9	57	202	.2	.9	62	227	.2	1.0	34	187	.1	.7	9	85	.6	.6
SP '04	39	303	.2	.9	68	251	.3	1.1	59	261	.2	.9	38	215	.2	.8	17	159	.1	1.0
KLVE-FM																				
SP '05	240	3540	1.0	5.9	283	1699	1.1	4.5	399	1934	1.6	6.7	270	1938	1.1	5.5	129	1106	.5	7.7
WI '05	236	3413	1.0	5.9	269	1655	1.1	4.5	379	2036	1.5	6.2	298	1844	1.2	6.0	103	1002	.4	7.2
FA '04	245	3783	1.0	6.0	341	2099	1.4	5.4	390	2127	1.6	6.2	259	1950	1.0	5.3	100	1019	.4	7.0
SU '04	225	3432	.9	5.4	272	1621	1.1	4.5	374	2110	1.5	6.0	231	1675	.9	4.7	127	1107	.5	6.9
4-Book	237	3542	1.0	5.8	291	1769	1.2	4.7	386	2052	1.6	6.3	265	1852	1.1	5.4	115	1059	.5	7.2
SP '04	182	3256	.7	4.3	270	1645	1.1	4.2	240	1908	1.0	3.8	191	1629	.8	3.8	107	1182	.4	6.3
KLYY-FM																				
SP '05	87	1458	.4	2.1	59	489	.2	.9	187	1004	.8	3.1	116	647	.5	2.4	17	173	.1	1.0
WI '05	102	1362	.4	2.6	105	495	.4	1.7	211	900	.9	3.4	112	739	.5	2.3	35	307	.1	2.4
FA '04	64	1298	.3	1.6	84	535	.3	1.3	117	714	.5	1.9	55	506	.2	1.1	17	201	.1	1.2
SU '04	91	1437	.4	2.2	97	527	.4	1.6	172	916	.7	2.8	87	751	.4	1.8	30	386	.1	1.6
4-Book	86	1389	.4	2.1	86	512	.3	1.4	172	884	.7	2.8	93	661	.4	1.9	25	267	.1	1.6
SP '04	70	1232	.3	1.7	45	399	.2	.7	138	792	.6	2.2	86	538	.3	1.7	30	350	.1	1.8
KMXE-AM																				
SP '05	25	248	.1	.6	40	143	.2	.6	42	186	.2	.7	23	160	.1	.5	19	70	.1	1.1
WI '05	29	247	.1	.7	46	149	.2	.8	63	160	.3	1.0	35	118	.1	.7	10	71	.7	.7
FA '04	**	**	**	**	**	**	**	**	**	**	**	**	**	**	**	**	**	**	**	**
SU '04	22	253	.1	.5	24	91	.1	.4	39	121	.2	.6	26	121	.1	.5	13	65	.1	.7
4-Book	**	**	**	**	**	**	**	**	**	**	**	**	**	**	**	**	**	**	**	**
SP '04	12	146	.3	.3	8	57	.1	.1	35	74	.1	.6	17	74	.1	.3	6	59	.4	.4
KMZT-FM																				
SP '05	35	1103	.1	.9	42	477	.2	.7	42	399	.2	.7	53	434	.2	1.1	11	261	.7	.7
WI '05	30	992	.1	.8	35	363	.1	.6	35	413	.1	.6	47	397	.2	.9	18	250	.1	1.3
FA '04	49	1138	.2	1.2	61	564	.2	1.0	99	611	.4	1.6	62	516	.2	1.3	23	340	.1	1.6
SU '04	23	894	.1	.6	24	273	.1	.4	28	431	.1	.5	24	405	.1	.5	24	275	.1	1.3
4-Book	34	1032	.1	.9	41	419	.2	.7	51	464	.2	.9	47	438	.2	1.0	19	282	.1	1.2
SP '04	47	1166	.2	1.1	59	431	.2	.9	66	592	.3	1.1	65	657	.3	1.3	24	267	.1	1.4
KNX -AM																				
SP '05	27	1116	.1	.7	61	562	.2	1.0	23	381	.1	.4	32	472	.1	.7	14	219	.1	.8
WI '05	34	1376	.1	.9	65	808	.3	1.1	31	476	.1	.5	53	638	.2	1.1	25	370	.1	1.7
FA '04	26	1288	.1	.6	43	672	.2	.7	32	450	.1	.5	34	591	.1	.7	7	237	.5	.5
SU '04	32	1582	.1	.8	63	896	.3	1.0	24	514	.1	.4	51	854	.2	1.0	17	307	.1	.9
4-Book	30	1341	.1	.8	58	735	.3	1.0	28	455	.1	.5	43	639	.2	.9	16	283	.1	1.0
SP '04	33	1424	.1	.8	74	802	.3	1.2	27	421	.1	.4	33	590	.1	.7	18	400	.1	1.1
KOST-FM																				
SP '05	211	3831	.9	5.2	309	1748	1.2	5.0	352	1833	1.4	5.9	268	2088	1.1	5.5	108	1141	.4	6.5
WI '05	168	3668	.7	4.2	170	1543	.7	2.8	280	1681	1.1	4.6	268	2105	1.1	5.4	84	1104	.3	5.8
FA '04	278	4118	1.1	6.8	302	2026	1.2	4.7	554	2072	2.2	8.8	382	2375	1.5	7.8	80	1298	.3	5.6
SU '04	183	3568	.7	4.4	205	1631	.8	3.4	308	1807	1.2	5.0	256	1879	1.0	5.2	93	1190	.4	5.0
4-Book	210	3796	.9	5.2	247	1737	1.0	4.0	374	1848	1.5	6.1	294	2112	1.2	6.0	91	1183	.4	5.7
SP '04	244	3771	1.0	5.8	251	1902	1.0	3.9	463	1917	1.9	7.4	308	2058	1.2	6.1	132	1449	.5	7.8
KPWR-FM																				
SP '05	111	3454	.4	2.7	178	1747	.7	2.9	117	1459	.5	2.0	149	1815	.6	3.0	42	911	.2	2.5
WI '05	131	3696	.5	3.3	186	1708	.7	3.1	166	1643	.7	2.7	194	2152	.8	3.9	51	857	.2	3.5
FA '04	128	3205	.5	3.2	209	1503	.8	3.3	159	1458	.6	2.5	154	1634	.6	3.2	51	978	.2	3.6
SU '04	122	3202	.5	2.9	192	1570	.8	3.2	130	1396	.5	2.1	154	1786	.6	3.1	67	1021	.3	3.6
4-Book	123	3389	.5	3.0	191	1632	.8	3.1	143	1489	.6	2.3	163	1847	.7	3.3	53	942	.2	3.3
SP '04	122	3216	.5	2.9	184	1631	.7	2.9	148	1513	.6	2.4	176	1954	.7	3.5	45	724	.2	2.7

Target Listener Trends - Women 25-49

** Station(s) not reported this survey.

* Listener estimates adjusted for reported broadcast schedule.

+ Station(s) changed call letters - see Page 13.

4-Book: Avg. of current and previous 3 surveys.
2-Book: Avg. of most recent 2 surveys.

Target Listener Trends

Women 25-49																				
Monday-Sunday 6AM-MID				Monday-Friday 6AM-10AM				Monday-Friday 10AM-3PM				Monday-Friday 3PM-7PM				Monday-Friday 7PM-MID				
AQH (00)	Cume (00)	AQH Rtg	AQH Shr	AQH (00)	Cume (00)	AQH Rtg	AQH Shr	AQH (00)	Cume (00)	AQH Rtg	AQH Shr	AQH (00)	Cume (00)	AQH Rtg	AQH Shr	AQH (00)	Cume (00)	AQH Rtg	AQH Shr	
KRCD-FM																				
SP '05	88	1195	.4	2.2	96	445	.4	1.5	116	615	.5	1.9	93	620	.4	1.9	68	448	.3	4.1
WI '05	66	1040	.3	1.7	77	409	.3	1.3	66	588	.3	1.1	85	514	.3	1.7	71	370	.3	4.9
FA '04	112	1327	.5	2.8	111	620	.4	1.7	168	852	.7	2.7	132	670	.5	2.7	75	444	.3	5.2
SU '04	96	1257	.4	2.3	133	572	.5	2.2	149	725	.6	2.4	92	647	.4	1.9	72	536	.3	3.9
4-Book	91	1205	.4	2.3	104	512	.4	1.7	125	695	.5	2.0	101	613	.4	2.1	72	450	.3	4.5
SP '04	92	1146	.4	2.2	113	609	.5	1.8	131	653	.5	2.1	93	604	.4	1.8	72	452	.3	4.3
KRCV-FM																				
SP '05	48	764	.2	1.2	64	349	.3	1.0	78	516	.3	1.3	29	272	.1	.6	31	203	.1	1.9
WI '05	63	855	.3	1.6	80	423	.3	1.3	81	463	.3	1.3	80	464	.3	1.6	46	358	.2	3.2
FA '04	52	766	.2	1.3	63	394	.3	1.0	82	467	.3	1.3	54	329	.2	1.1	26	257	.1	1.8
SU '04	35	577	.1	.8	30	196	.1	.5	39	264	.2	.6	35	318	.1	.7	32	213	.1	1.7
4-Book	50	741	.2	1.2	59	341	.3	1.0	70	428	.3	1.1	50	346	.2	1.0	34	258	.1	2.2
SP '04	32	522	.1	.8	43	310	.2	.7	27	303	.1	.4	58	309	.2	1.2	15	115	.1	.9
KRLA-AM																				
SP '05	7	199	.2	.2	10	61	.2	.2	14	102	.1	.2	7	57	.1	.1	3	42	.2	.2
WI '05	18	355	.1	.5	38	224	.2	.6	46	216	.2	.8	10	95	.2	.2	1	18	.1	.1
FA '04	12	351	.3	.3	17	131	.1	.3	25	256	.1	.4	22	210	.1	.5	1	54	.1	.1
SU '04	14	341	.1	.3	27	171	.1	.4	26	195	.1	.4	15	86	.1	.3	6	106	.3	.3
4-Book	13	312	.1	.3	23	147	.1	.4	28	192	.1	.5	14	112	.1	.3	3	55	.2	.2
SP '04	19	313	.1	.5	44	166	.2	.7	32	150	.1	.5	26	155	.1	.5	4	64	.2	.2
KROQ-FM																				
SP '05	138	3233	.6	3.4	260	1740	1.0	4.2	182	1554	.7	3.0	145	1724	.6	3.0	74	999	.3	4.4
WI '05	115	3274	.5	2.9	266	1691	1.1	4.4	139	1304	.6	2.3	137	1601	.6	2.8	36	707	.1	2.5
FA '04	132	3254	.5	3.2	293	1888	1.2	4.6	156	1394	.6	2.5	147	1591	.6	3.0	56	904	.2	3.9
SU '04	146	3276	.6	3.5	286	1910	1.2	4.8	166	1485	.7	2.7	182	1751	.7	3.7	67	1029	.3	3.6
4-Book	133	3259	.6	3.3	276	1807	1.1	4.5	161	1434	.7	2.6	153	1667	.6	3.1	58	910	.2	3.6
SP '04	133	3198	.5	3.2	259	1897	1.0	4.1	172	1471	.7	2.7	172	1714	.7	3.4	51	833	.2	3.0
KRTH-FM																				
SP '05	72	2524	.3	1.8	90	994	.4	1.4	117	1144	.5	2.0	92	1221	.4	1.9	31	564	.1	1.9
WI '05	107	2593	.4	2.7	140	1094	.6	2.3	195	1275	.8	3.2	139	1288	.6	2.8	27	560	.1	1.9
FA '04	85	2486	.3	2.1	120	983	.5	1.9	128	1062	.5	2.0	100	1239	.4	2.0	27	478	.1	1.9
SU '04	93	2768	.4	2.2	128	1171	.5	2.1	143	1308	.6	2.3	126	1496	.5	2.6	41	676	.2	2.2
4-Book	89	2593	.4	2.2	120	1061	.5	1.9	146	1197	.6	2.4	114	1311	.5	2.3	32	570	.1	2.0
SP '04	104	2762	.4	2.5	137	1222	.6	2.2	143	1370	.6	2.3	131	1338	.5	2.6	39	642	.2	2.3
KSCA-FM																				
SP '05	194	2215	.8	4.8	447	1485	1.8	7.2	219	1226	.9	3.7	224	1051	.9	4.6	41	432	.2	2.5
WI '05	149	2079	.6	3.8	340	1471	1.4	5.6	183	1119	.7	3.0	152	767	.6	3.1	34	340	.1	2.4
FA '04	125	1804	.5	3.1	328	1164	1.3	5.2	178	933	.7	2.8	80	600	.3	1.6	24	328	.1	1.7
SU '04	115	1649	.5	2.8	253	988	1.0	4.2	161	896	.6	2.6	66	653	.3	1.3	28	414	.1	1.5
4-Book	146	1937	.6	3.6	342	1277	1.4	5.6	185	1044	.7	3.0	131	768	.5	2.7	32	379	.1	2.0
SP '04	97	1516	.4	2.3	230	934	.9	3.6	135	923	.5	2.2	70	598	.3	1.4	24	250	.1	1.4
KSPN-AM																				
SP '05	9	357	.2	.2	2	34	.1	.1	5	87	.1	.1	10	150	.2	.2	17	159	.1	1.0
WI '05	1	84	.1	.1	1	27	.1	.1	1	27	.1	.1	10	10	.1	.1	5	109	.3	.3
FA '04	8	330	.2	.2	9	101	.1	.1	5	72	.1	.1	20	241	.1	.4	5	122	.5	.5
SU '04	5	265	.1	.1	2	27	.1	.1	4	54	.1	.1	10	137	.2	.2	10	122	.5	.5
4-Book	6	259	.1	.1	4	47	.1	.1	4	60	.1	.1	10	135	.2	.2	8	98	.5	.5
SP '04	6	234	.1	.1	7	54	.1	.1	3	53	.1	.1	12	126	.2	.2	6	61	.4	.4
KSSE-FM																				
SP '05	110	2218	.4	2.7	194	1119	.8	3.1	173	1194	.7	2.9	85	957	.3	1.7	38	447	.2	2.3
WI '05	135	2156	.5	3.4	238	1156	1.0	3.9	212	1310	.9	3.5	130	1140	.5	2.6	42	534	.2	2.9
FA '04	162	2376	.7	4.0	323	1514	1.3	5.1	244	1206	1.0	3.9	163	1182	.7	3.3	50	652	.2	3.5
SU '04	148	2169	.6	3.5	286	1236	1.2	4.8	243	1313	1.0	3.9	124	1132	.5	2.5	37	572	.1	2.0
4-Book	139	2230	.6	3.4	260	1256	1.1	4.2	218	1256	.9	3.6	126	1103	.5	2.5	42	551	.2	2.7
SP '04	147	2350	.6	3.5	269	1531	1.1	4.2	215	1442	.9	3.4	154	1203	.6	3.1	50	551	.2	3.0

** Station(s) not reported this survey.

* Listener estimates adjusted for reported broadcast schedule.

+ Station(s) changed call letters - see Page 13.

4-Book: Avg. of current and previous 3 surveys.
2-Book: Avg. of most recent 2 surveys.

Target Listener Trends

Women 25-49

	Monday-Sunday 6AM-MID				Monday-Friday 6AM-10AM				Monday-Friday 10AM-3PM				Monday-Friday 3PM-7PM				Monday-Friday 7PM-MID			
	AQH (00)	Cume (00)	AQH Rtg	AQH Shr	AQH (00)	Cume (00)	AQH Rtg	AQH Shr	AQH (00)	Cume (00)	AQH Rtg	AQH Shr	AQH (00)	Cume (00)	AQH Rtg	AQH Shr	AQH (00)	Cume (00)	AQH Rtg	AQH Shr
+KTLK-AM																				
SP '05	11	264		.3	14	153	.1	.2	22	187	.1	.4	18	142	.1	.4	2	69		.1
WI '05	4	134		.1	5	85		.1	8	69		.1	5	95		.1	2	40		.1
FA '04	1	39			1	26			3	39										
SU '04	2	73			1	11			1	24			2	34			1	20		.1
4-Book	5	128		.1	5	69		.1	9	80		.1	6	68		.1	1	32		.1
SP '04	1	84							3	32			1	28				16		
KTNQ-AM																				
SP '05	15	380	.1	.4	27	141	.1	.4	30	241	.1	.5	10	82		.2	5	44		.3
WI '05	32	515	.1	.8	33	185	.1	.5	107	430	.4	1.7	13	73	.1	.3	1	27		.1
FA '04	27	474	.1	.7	29	164	.1	.5	75	271	.3	1.2	9	86		.2	6	76		.4
SU '04	24	519	.1	.6	38	193	.2	.6	59	279	.2	1.0	17	131	.1	.3	6	94		.3
4-Book	25	472	.1	.6	32	171	.1	.5	68	305	.3	1.1	12	93	.1	.3	5	60		.3
SP '04	**	**	**	**	**	**	**	**	**	**	**	**	**	**	**	**	**	**	**	**
KTWV-FM																				
SP '05	139	2215	.6	3.4	186	1209	.7	3.0	249	1199	1.0	4.2	164	1213	.7	3.3	66	727	.3	4.0
WI '05	124	2013	.5	3.1	146	1024	.6	2.4	251	1061	1.0	4.1	153	1216	.6	3.1	60	637	.2	4.2
FA '04	148	2463	.6	3.6	172	1195	.7	2.7	255	1176	1.0	4.1	197	1380	.8	4.0	69	546	.3	4.8
SU '04	140	2168	.6	3.3	152	1109	.6	2.5	239	1118	1.0	3.9	168	1043	.7	3.4	77	561	.3	4.2
4-Book	138	2215	.6	3.4	164	1134	.7	2.7	249	1139	1.0	4.1	171	1213	.7	3.5	68	618	.3	4.3
SP '04	119	2025	.5	2.8	168	1043	.7	2.6	220	1111	.9	3.5	132	971	.5	2.6	60	639	.2	3.6
KWIZ-FM																				
SP '05	27	306	.1	.7	29	150	.1	.5	37	181	.1	.6	31	126	.1	.6	12	86		.7
WI '05	36	550	.1	.9	33	143	.1	.5	64	329	.3	1.0	47	303	.2	.9	13	125	.1	.9
FA '04	20	349	.1	.5	26	158	.1	.4	34	206	.1	.5	22	193	.1	.5	4	48		.3
SU '04	36	580	.1	.9	38	308	.2	.6	57	355	.2	.9	48	269	.2	1.0	9	114		.5
4-Book	30	446	.1	.8	32	190	.1	.5	48	288	.2	.8	37	223	.2	.8	10	93		.6
SP '04	16	382	.1	.4	9	117		.1	19	209	.1	.3	24	217	.1	.5	14	72	.1	.8
KWVE-FM																				
SP '05	27	476	.1	.7	62	269	.2	1.0	36	227	.1	.6	26	213	.1	.5	9	104		.5
WI '05	19	443	.1	.5	27	263	.1	.4	25	189	.1	.4	23	184	.1	.5	3	54		.2
FA '04	27	660	.1	.7	61	432	.2	1.0	38	343	.2	.6	28	284	.1	.6	9	134		.6
SU '04	12	389		.3	19	206	.1	.3	8	127		.1	20	208	.1	.4	7	145		.4
4-Book	21	492	.1	.6	42	293	.2	.7	27	222	.1	.4	24	222	.1	.5	7	109		.4
SP '04	34	623	.1	.8	68	393	.3	1.1	41	253	.2	.7	44	341	.2	.9	6	119		.4
KXOL-FM																				
SP '05	96	1581	.4	2.4	89	654	.4	1.4	154	835	.6	2.6	115	817	.5	2.3	52	556	.2	3.1
WI '05	108	1732	.4	2.7	124	843	.5	2.1	167	1101	.7	2.7	143	971	.6	2.9	37	526	.1	2.6
FA '04	95	1551	.4	2.3	114	746	.5	1.8	164	1002	.7	2.6	121	778	.5	2.5	27	248	.1	1.9
SU '04	100	1452	.4	2.4	146	749	.6	2.4	160	830	.6	2.6	88	772	.4	1.8	39	418	.2	2.1
4-Book	100	1579	.4	2.5	118	748	.5	1.9	161	942	.7	2.6	117	835	.5	2.4	39	437	.2	2.4
SP '04	98	1580	.4	2.3	136	738	.5	2.1	129	946	.5	2.1	98	852	.4	1.9	36	431	.1	2.1
KYSR-FM																				
SP '05	128	3800	.5	3.1	240	1887	1.0	3.9	151	1623	.6	2.5	173	2056	.7	3.5	49	943	.2	2.9
WI '05	176	3986	.7	4.4	280	1908	1.1	4.6	285	1918	1.1	4.7	254	2258	1.0	5.1	48	826	.2	3.3
FA '04	149	3947	.6	3.7	286	2031	1.2	4.5	214	1890	.9	3.4	196	2068	.8	4.0	51	923	.2	3.6
SU '04	143	3936	.6	3.4	217	1855	.9	3.6	221	2120	.9	3.6	176	2101	.7	3.6	39	766	.2	2.1
4-Book	149	3917	.6	3.7	256	1920	1.1	4.2	218	1888	.9	3.6	200	2121	.8	4.1	47	865	.2	3.0
SP '04	171	3849	.7	4.1	301	1949	1.2	4.7	276	2008	1.1	4.4	223	2250	.9	4.4	34	853	.1	2.0
KZLA-FM																				
SP '05	78	1662	.3	1.9	122	1090	.5	2.0	98	809	.4	1.6	131	996	.5	2.7	22	526	.1	1.3
WI '05	104	2048	.4	2.6	158	1280	.6	2.6	148	1067	.6	2.4	152	1336	.6	3.1	36	549	.1	2.5
FA '04	104	1688	.4	2.6	156	933	.6	2.5	190	960	.8	3.0	144	1085	.6	2.9	23	419	.1	1.6
SU '04	86	1895	.3	2.1	131	1073	.5	2.2	106	989	.4	1.7	133	1201	.5	2.7	27	497	.1	1.5
4-Book	93	1823	.4	2.3	142	1094	.6	2.3	136	956	.6	2.2	140	1155	.6	2.9	27	498	.1	1.7
SP '04	129	2061	.5	3.1	201	1099	.8	3.2	192	1096	.8	3.1	194	1396	.8	3.8	44	639	.2	2.6

Target Listener Trends - Women 25-49

** Station(s) not reported this survey.

* Listener estimates adjusted for reported broadcast schedule.

+ Station(s) changed call letters - see Page 13.

4-Book: Avg. of current and previous 3 surveys.
2-Book: Avg. of most recent 2 surveys.

Target Listener Trends

		Women 25-49																				
		Monday-Sunday 6AM-MID				Monday-Friday 6AM-10AM				Monday-Friday 10AM-3PM				Monday-Friday 3PM-7PM				Monday-Friday 7PM-MID				
		AQH (00)	Cume (00)	AQH Rtg	AQH Shr	AQH (00)	Cume (00)	AQH Rtg	AQH Shr	AQH (00)	Cume (00)	AQH Rtg	AQH Shr	AQH (00)	Cume (00)	AQH Rtg	AQH Shr	AQH (00)	Cume (00)	AQH Rtg	AQH Shr	
XTRA-AM																						
SP '05		8	228		.2	11	90		.2	10	121		.2	14	139		.1	.3	4	70		.2
WI '05		4	155		.1	7	73		.1	6	25		.1	6	78		.1	.1	3	41		.2
FA '04		1	70				12			1	34			1	34							
SU '04		1	73				11			2	30			1	33							
4-Book		4	132		.1	5	47		.1	5	53		.1	6	71		.1	.1	2	28		.1
SP '04		5	113		.1	7	45		.1	7	25		.1	4	40		.1	.1	2	36		.1
KGGI-FM																						
SP '05		19	714	.1	.5	22	246	.1	.4	19	182	.1	.3	29	340	.1	.6	.6	12	217		.7
WI '05		20	778	.1	.5	24	359	.1	.4	33	290	.1	.5	25	383	.1	.5	.5	4	141		.3
FA '04		9	439		.2	14	191	.1	.2	15	188	.1	.2	3	94		.1	.1	6	60		.4
SU '04		10	500		.2	6	112		.1	14	201	.1	.2	12	184		.2	.2	9	113		.5
4-Book		15	608	.1	.4	17	227	.1	.3	20	215	.1	.3	17	250	.1	.4	.4	8	133		.5
SP '04		18	673	.1	.4	18	206	.1	.3	33	327	.1	.5	19	293	.1	.4	.4	7	161		.4
KOLA-FM																						
SP '05		7	243		.2	8	71		.1	14	60	.1	.2	8	130		.2	.2	1	38		.1
WI '05		**	**	**	**	**	**	**	**	**	**	**	**	**	**	**	**	**	**	**	**	**
FA '04		**	**	**	**	**	**	**	**	**	**	**	**	**	**	**	**	**	**	**	**	**
SU '04		**	**	**	**	**	**	**	**	**	**	**	**	**	**	**	**	**	**	**	**	**
4-Book		**	**	**	**	**	**	**	**	**	**	**	**	**	**	**	**	**	**	**	**	**
SP '04		**	**	**	**	**	**	**	**	**	**	**	**	**	**	**	**	**	**	**	**	**
TOTALS																						
SP '05		4079	23986	16.4		6231	21193	25.1		5969	19562	24.1		4898	20250	19.7			1670	12826	6.7	
WI '05		3967	23975	16.0		6041	21255	24.3		6127	19582	24.7		4973	20540	20.0			1437	11689	5.8	
FA '04		4063	24108	16.4		6363	21445	25.6		6279	19433	25.3		4882	20790	19.7			1429	11839	5.8	
SU '04		4180	23858	16.9		6019	20865	24.3		6207	19871	25.0		4913	20623	19.8			1853	13039	7.5	
4-Book		4072	23982	16.4		6164	21190	24.8		6146	19612	24.8		4917	20551	19.8			1597	12348	6.5	
SP '04		4187	23888	16.9		6367	21491	25.7		6260	19776	25.2		5042	20256	20.3			1689	12748	6.8	

** Station(s) not reported this survey.

* Listener estimates adjusted for reported broadcast schedule.

+ Station(s) changed call letters - see Page 13.

4-Book: Avg. of current and previous 3 surveys.
2-Book: Avg. of most recent 2 surveys.

Target Listener Estimates

Target Listener Estimates - Women 25-49

Women 25-49																				
Monday-Friday 6AM-7PM				Weekend 6AM-MID				Saturday 6AM-10AM				Saturday 10AM-3PM				Saturday 3PM-7PM				
AQH (00)	Cume (00)	AQH Rtg	AQH Shr	AQH (00)	Cume (00)	AQH Rtg	AQH Shr	AQH (00)	Cume (00)	AQH Rtg	AQH Shr	AQH (00)	Cume (00)	AQH Rtg	AQH Shr	AQH (00)	Cume (00)	AQH Rtg	AQH Shr	
KABC-AM																				
SP '05	21	382	.1	.4	15	156	.1	.5	11	39	.4		35	91	.1	.7	22	38	.1	.7
4-Book	53	644	.2	.9	12	215	.1	.4	12	52	.4		24	82	.1	.5	17	56	.1	.5
KAZN-AM																				
SP '05	29	205	.1	.5	8	145	.3	.3	7	30	.2		9	49	.2	.2	5	19	.2	.2
4-Book	**	**	**	**	**	**	**	**	**	**	**	**	**	**	**	**	**	**	**	**
KBIG-FM																				
SP '05	174	2304	.7	3.0	68	1208	.3	2.4	59	194	.2	1.9	107	387	.4	2.2	83	337	.3	2.7
4-Book	228	2482	.9	4.0	71	1269	.3	2.6	58	250	.2	2.0	101	410	.4	2.1	98	382	.4	3.1
KBUA-FM																				
SP '05	48	347	.2	.8	18	218	.1	.6	41	96	.2	1.3	45	122	.2	.9	13	25	.1	.4
4-Book	41	304	.2	.7	20	194	.1	.7	26	66	.1	.8	36	84	.2	.8	25	74	.1	.8
KBUE-FM																				
SP '05	114	1069	.5	2.0	63	720	.3	2.3	83	218	.3	2.7	170	418	.7	3.4	69	168	.3	2.2
4-Book	122	1220	.5	2.1	72	743	.3	2.7	80	216	.3	2.7	145	382	.6	3.1	87	237	.3	2.7
KCBS-FM																				
SP '05	200	2801	.8	3.5	112	1740	.5	4.0	117	488	.5	3.8	257	908	1.0	5.2	127	506	.5	4.1
4-Book	119	2129	.5	2.1	71	1286	.3	2.6	62	263	.3	2.1	147	597	.6	3.1	85	355	.3	2.7
+KDAY-FM																				
SP '05	56	1101	.2	1.0	38	615	.2	1.4	23	98	.1	.7	80	244	.3	1.6	60	188	.2	1.9
4-Book	53	874	.2	.9	40	532	.2	1.5	36	130	.2	1.2	76	223	.3	1.6	57	172	.2	1.8
KDLD-FM																				
SP '05	40	481	.2	.7	13	213	.1	.5	21	90	.1	.7	27	80	.1	.5	23	87	.1	.7
4-Book	28	428	.1	.5	12	232	.1	.4	14	60	.1	.5	17	71	.1	.4	20	83	.1	.6
KDLE-FM																				
SP '05	19	427	.1	.3	9	260	.3	.3	6	33	.2	.2	16	85	.1	.3	12	64	.1	.4
4-Book	32	357	.1	.5	13	200	.5	.5	7	19	.3	.3	27	75	.1	.6	16	53	.1	.5
KEBN-FM																				
SP '05	25	229	.1	.4	12	101	.4	.4	17	42	.1	.5	28	72	.1	.6	7	43	.2	.2
4-Book	**	**	**	**	**	**	**	**	**	**	**	**	**	**	**	**	**	**	**	**
KFI -AM																				
SP '05	159	1414	.6	2.8	23	466	.1	.8	22	139	.1	.7	15	125	.1	.3	6	44	.2	.2
4-Book	174	1692	.7	3.1	36	548	.1	1.3	72	218	.3	2.4	52	193	.2	1.1	19	63	.1	.6
KFSH-FM																				
SP '05	62	751	.2	1.1	31	476	.1	1.1	48	195	.2	1.6	45	195	.2	.9	25	98	.1	.8
4-Book	75	835	.3	1.3	35	569	.1	1.3	31	140	.1	1.1	55	222	.2	1.2	41	138	.2	1.3
KFWB-AM																				
SP '05	47	1177	.2	.8	19	412	.1	.7	36	177	.1	1.2	46	178	.2	.9	14	79	.1	.5
4-Book	48	1205	.2	.8	17	435	.1	.6	21	118	.1	.7	32	152	.1	.7	16	96	.1	.5
KHHT-FM																				
SP '05	208	2313	.8	3.6	127	1502	.5	4.6	117	339	.5	3.8	198	604	.8	4.0	151	419	.6	4.9
4-Book	211	2203	.9	3.7	122	1420	.5	4.5	96	309	.4	3.2	173	574	.7	3.7	134	402	.5	4.2
KHJ -AM																				
SP '05	43	267	.2	.8	28	208	.1	1.0	57	91	.2	1.8	44	82	.2	.9	63	112	.3	2.0
4-Book	26	260	.1	.5	15	191	.1	.5	28	67	.1	.9	26	71	.1	.5	19	43	.1	.6
KIIS-FM																				
SP '05	344	5063	1.4	6.0	181	2709	.7	6.5	153	590	.6	4.9	350	1336	1.4	7.1	215	816	.9	6.9
4-Book	261	4336	1.1	4.5	142	2559	.6	5.2	129	512	.5	4.3	248	1068	1.0	5.2	169	701	.7	5.3
KVVS-FM																				
SP '05	7	146	.1	.1	3	80	.1	.1	2	12	.1	.1	5	36	.1	.1	4	30	.1	.1
4-Book	9	144	.2	.2	4	60	.2	.2	3	18	.1	.1	6	27	.1	.1	3	17	.1	.1

** Station(s) not reported this survey.

* Listener estimates adjusted for reported broadcast schedule.

+ Station(s) changed call letters - see Page 13.

4-Book: Avg. of current and previous 3 surveys.
2-Book: Avg. of most recent 2 surveys.

Target Listener Estimates

		Women 25-49																			
		Monday-Friday 6AM-7PM				Weekend 6AM-MID				Saturday 6AM-10AM				Saturday 10AM-3PM				Saturday 3PM-7PM			
		AQH (00)	Cume (00)	AQH Rtg	AQH Shr	AQH (00)	Cume (00)	AQH Rtg	AQH Shr	AQH (00)	Cume (00)	AQH Rtg	AQH Shr	AQH (00)	Cume (00)	AQH Rtg	AQH Shr	AQH (00)	Cume (00)	AQH Rtg	AQH Shr
KJLH-FM																					
SP '05		114	957	.5	2.0	88	1015	.4	3.2	31	131	.1	1.0	115	308	.5	2.3	76	184	.3	2.5
4-Book		113	1092	.5	2.0	95	946	.4	3.5	58	173	.3	1.9	115	295	.5	2.4	79	234	.3	2.5
KKBT-FM																					
SP '05		192	2434	.8	3.4	93	1352	.4	3.3	55	215	.2	1.8	158	590	.6	3.2	98	322	.4	3.2
4-Book		175	2364	.7	3.0	79	1252	.3	2.9	75	247	.3	2.5	128	496	.5	2.7	107	363	.4	3.4
KKLA-FM																					
SP '05		33	517	.1	.6	5	123		.2	4	27		.1	5	54		.1	2	12		.1
4-Book		39	527	.2	.7	9	172		.3	9	40		.3	11	56	.1	.3	9	25	.1	.3
KLAC-AM																					
SP '05		5	73		.1	1	46											5	28		.2
4-Book		12	172	.1	.2	2	63		.1					6	26		.1	6	26		.2
KLAX-FM																					
SP '05		255	2070	1.0	4.5	143	1465	.6	5.1	309	594	1.2	10.0	231	607	.9	4.7	126	348	.5	4.1
4-Book		253	2098	1.0	4.4	140	1433	.6	5.1	285	589	1.1	9.5	217	640	.9	4.6	126	335	.5	4.0
KLOS-FM																					
SP '05		134	1770	.5	2.3	54	961	.2	1.9	41	197	.2	1.3	97	352	.4	2.0	61	316	.2	2.0
4-Book		113	1658	.4	2.0	44	840	.2	1.6	37	172	.2	1.3	85	343	.4	1.8	59	246	.2	1.8
KLSX-FM																					
SP '05		146	1115	.6	2.6	9	225		.3	9	35		.3	22	61	.1	.4	4	23		.1
4-Book		152	1309	.6	2.7	14	280	.1	.5	16	49	.1	.6	16	72	.1	.3	17	66	.1	.5
KLTX-AM																					
SP '05		26	214	.1	.5	13	179	.1	.5	43	85	.2	1.4	6	30		.1				
4-Book		52	302	.2	.9	25	231	.1	.9	47	119	.2	1.6	36	94	.1	.8	27	62	.1	.8
KLVE-FM																					
SP '05		324	3021	1.3	5.7	165	1824	.7	5.9	165	487	.7	5.3	281	842	1.1	5.7	177	541	.7	5.7
4-Book		320	3030	1.3	5.6	171	1883	.7	6.3	183	569	.8	6.2	303	763	1.2	6.5	188	551	.8	6.0
KLYY-FM																					
SP '05		126	1283	.5	2.2	64	776	.3	2.3	35	105	.1	1.1	126	279	.5	2.6	65	155	.3	2.1
4-Book		121	1176	.5	2.1	65	754	.3	2.4	63	172	.2	2.2	130	332	.5	2.8	73	209	.3	2.3
KMXE-AM																					
SP '05		35	234	.1	.6	9	99		.3	11	28		.4	21	28	.1	.4	2	17		.1
4-Book		**	**	**	**	**	**	**	**	**	**	**	**	**	**	**	**	**	**	**	**
KMZT-FM																					
SP '05		46	875	.2	.8	33	605	.1	1.2	40	160	.2	1.3	35	160	.1	.7	40	165	.2	1.3
4-Book		47	807	.2	.8	24	501	.1	.9	24	99	.1	.8	26	130	.1	.6	33	129	.2	1.1
KNX -AM																					
SP '05		38	939	.2	.7	16	400	.1	.6	25	118	.1	.8	21	185	.1	.4	12	55		.4
4-Book		42	1139	.2	.7	18	469	.1	.7	28	137	.1	1.0	28	151	.1	.6	20	119	.1	.6
KOST-FM																					
SP '05		313	3170	1.3	5.5	98	1720	.4	3.5	103	424	.4	3.3	156	619	.6	3.2	94	420	.4	3.0
4-Book		310	3152	1.3	5.4	113	1671	.5	4.2	108	410	.4	3.6	209	676	.8	4.5	135	535	.6	4.3
KPWR-FM																					
SP '05		146	2937	.6	2.6	97	1797	.4	3.5	107	434	.4	3.5	180	728	.7	3.6	128	540	.5	4.1
4-Book		164	2850	.7	2.9	97	1651	.4	3.6	94	378	.4	3.2	189	723	.8	4.0	134	532	.6	4.2
KRCD-FM																					
SP '05		103	974	.4	1.8	76	700	.3	2.7	63	217	.3	2.0	137	370	.6	2.8	101	236	.4	3.3
4-Book		111	1027	.5	1.9	66	633	.3	2.5	74	193	.3	2.5	114	273	.5	2.4	91	209	.4	2.9
KRCV-FM																					
SP '05		59	638	.2	1.0	42	505	.2	1.5	46	113	.2	1.5	85	218	.3	1.7	45	145	.2	1.5
4-Book		61	609	.2	1.1	41	446	.2	1.5	49	118	.2	1.7	83	211	.3	1.8	39	107	.2	1.3

** Station(s) not reported this survey.

* Listener estimates adjusted for reported broadcast schedule.

+ Station(s) changed call letters - see Page 13.

4-Book: Avg. of current and previous 3 surveys.
2-Book: Avg. of most recent 2 surveys.

Target Listener Estimates

Target Listener Estimates - Women 25-49

Women 25-49																				
Monday-Friday 6AM-7PM				Weekend 6AM-MID				Saturday 6AM-10AM				Saturday 10AM-3PM				Saturday 3PM-7PM				
AQH (00)	Cume (00)	AQH Rtg	AQH Shr	AQH (00)	Cume (00)	AQH Rtg	AQH Shr	AQH (00)	Cume (00)	AQH Rtg	AQH Shr	AQH (00)	Cume (00)	AQH Rtg	AQH Shr	AQH (00)	Cume (00)	AQH Rtg	AQH Shr	
KRLA-AM																				
SP '05	10	159	.2	2	44	.1						12	44	.2		2	15		.1	
4-Book	22	259	.1	3	42	.1		3	12		.1	7	17	.1		1	9		.1	
KROQ-FM																				
SP '05	195	2822	.8	80	1556	.3	2.9	73	338	.3	2.4	169	694	.7	3.4	99	508	.4	3.2	
4-Book	194	2776	.8	74	1461	.3	2.7	60	284	.2	2.0	137	608	.6	2.9	97	459	.4	3.0	
KRTH-FM																				
SP '05	101	2053	.4	47	1041	.2	1.7	61	262	.2	2.0	96	447	.4	1.9	52	265	.2	1.7	
4-Book	128	2112	.5	59	1104	.3	2.2	71	264	.3	2.4	94	410	.4	2.0	76	298	.3	2.4	
KSCA-FM																				
SP '05	291	1924	1.2	126	1258	.5	4.5	291	650	1.2	9.4	213	571	.9	4.3	134	346	.5	4.3	
4-Book	217	1668	.9	97	1034	.4	3.6	229	493	.9	7.7	176	510	.7	3.7	89	251	.4	2.8	
KSPN-AM																				
SP '05	6	196	.1	11	169	.4						9	34	.2		12	63		.4	
4-Book	6	182	.1	4	102	.2		1	8			6	32	.2		5	27		.2	
KSSE-FM																				
SP '05	152	1890	.6	83	1125	.3	3.0	123	325	.5	4.0	159	505	.6	3.2	99	360	.4	3.2	
4-Book	203	1986	.8	91	1163	.4	3.4	122	306	.5	4.1	191	549	.8	4.1	107	353	.4	3.4	
+KTLK-AM																				
SP '05	18	244	.1	5	158	.2		8	40		.3	10	69	.2		9	36		.3	
4-Book	7	113	.1	2	62	.1		3	16		.1	3	20	.1		8	19		.3	
KTNQ-AM																				
SP '05	23	308	.1	9	133	.3		13	27	.1	.4	17	55	.1	.3	12	15		.4	
4-Book	40	396	.2	11	156	.4		17	49	.1	.6	18	52	.1	.4	9	23		.3	
KTWV-FM																				
SP '05	204	1888	.8	74	1204	.3	2.7	64	236	.3	2.1	127	407	.5	2.6	77	237	.3	2.5	
4-Book	198	1856	.8	77	1088	.3	2.8	59	239	.3	2.0	129	440	.5	2.7	97	320	.4	3.1	
KWIZ-FM																				
SP '05	33	264	.1	28	178	.1	1.0	7	27		.2	42	68	.2	.9	33	68	.1	1.1	
4-Book	40	377	.2	27	238	.1	1.0	24	61	.1	.8	48	112	.2	1.0	40	92	.2	1.3	
KWE-FM																				
SP '05	41	396	.2	14	203	.1	.5	16	71	.1	.5	28	81	.1	.6	20	84	.1	.6	
4-Book	31	432	.2	13	195	.1	.5	25	82	.1	.9	17	56	.1	.4	11	47	.1	.3	
KXOL-FM																				
SP '05	122	1250	.5	79	904	.3	2.8	64	219	.3	2.1	170	404	.7	3.4	92	262	.4	3.0	
4-Book	134	1386	.5	79	823	.3	2.9	93	251	.4	3.1	151	357	.6	3.2	93	228	.4	3.0	
KYSR-FM																				
SP '05	185	3315	.7	81	1481	.3	2.9	43	245	.2	1.4	173	753	.7	3.5	104	400	.4	3.4	
4-Book	224	3470	.9	84	1721	.4	3.1	63	336	.3	2.1	165	811	.7	3.5	108	468	.4	3.4	
KZLA-FM																				
SP '05	115	1517	.5	48	819	.2	1.7	67	326	.3	2.2	90	388	.4	1.8	56	185	.2	1.8	
4-Book	139	1627	.6	56	971	.2	2.1	49	277	.2	1.6	112	487	.5	2.4	73	278	.3	2.3	
XTRA-AM																				
SP '05	11	201	.2	4	109	.1						3	35	.1						
4-Book	5	108	.1	1	51							1	13							
KGGI-FM																				
SP '05	23	536	.1	15	277	.1	.5	25	51	.1	.8	21	137	.1	.4	20	98	.1	.6	
4-Book	18	482	.1	12	251	.1	.5	13	36	.1	.4	21	114	.1	.4	13	73	.1	.4	
KOLA-FM																				
SP '05	10	205	.2	6	108	.2		5	13		.2	5	44	.1		8	49		.3	
4-Book	**	**	**	**	**	**	**	**	**	**	**	**	**	**	**	**	**	**	**	**
TOTALS																				
SP '05	5720	23687	23.1	2790	19166	11.2		3091	8755	12.5		4938	12422	19.9		3098	8510	12.5		
4-Book	5773	23729	23.3	2719	19110	10.9		2984	8460	12.1		4711	12124	19.0		3171	8788	12.8		

** Station(s) not reported this survey.

* Listener estimates adjusted for reported broadcast schedule.

+ Station(s) changed call letters - see Page 13.

4-Book: Avg. of current and previous 3 surveys.
2-Book: Avg. of most recent 2 surveys.

Target Listener Estimates

Women 25-49																			
Saturday 7PM-MID				Sunday 6AM-10AM				Sunday 10AM-3PM				Sunday 3PM-7PM				Sunday 7PM-MID			
AQH (00)	Cume (00)	AQH Rtg	AQH Shr	AQH (00)	Cume (00)	AQH Rtg	AQH Shr	AQH (00)	Cume (00)	AQH Rtg	AQH Shr	AQH (00)	Cume (00)	AQH Rtg	AQH Shr	AQH (00)	Cume (00)	AQH Rtg	AQH Shr
KABC-AM																			
SP '05	3	13	.2	13	47	.1	.7	14	55	.1	.4	21	59	.1	.8				
4-Book	4	28	.3	7	34		.4	12	65	.1	.4	11	52		.4	7	34		.5
KAZN-AM																			
SP '05	4	19	.2	7	30		.4	11	49		.3	15	69	.1	.6	4	19		.3
4-Book	**	**	**	**	**	**	**	**	**	**	**	**	**	**	**	**	**	**	**
KBIG-FM																			
SP '05	88	277	.4	15	95	.1	.8	91	356	.4	2.6	77	260	.3	2.9	17	106	.1	1.3
4-Book	82	260	.3	26	138	.1	1.3	85	342	.4	2.5	74	306	.3	2.9	36	148	.2	2.9
KBUA-FM																			
SP '05	3	25	.2	19	25	.1	1.0	13	58	.1	.4	8	26		.3	5	13		.4
4-Book	5	29	.3	21	42	.1	1.1	31	75	.1	.9	12	30		.5	9	21		.7
KBUE-FM																			
SP '05	15	99	.1	25	102	.1	1.3	56	203	.2	1.6	50	178	.2	1.9	31	83	.1	2.3
4-Book	33	112	.2	35	128	.2	1.8	84	244	.3	2.4	67	193	.3	2.7	43	122	.2	3.4
KCBS-FM																			
SP '05	43	290	.2	58	267	.2	3.0	153	658	.6	4.4	97	360	.4	3.7	34	154	.1	2.6
4-Book	32	184	.2	34	143	.1	1.8	101	486	.4	2.9	87	332	.3	3.4	17	102	.1	1.2
+KDAY-FM																			
SP '05	27	130	.1	15	57	.1	.8	49	205	.2	1.4	40	152	.2	1.5	7	43		.5
4-Book	32	117	.2	18	58	.1	1.0	43	161	.2	1.2	39	128	.2	1.5	16	60	.1	1.1
KOLD-FM																			
SP '05	5	30	.3	7	38		.4	16	99	.1	.5	5	32		.2	1	29		.1
4-Book	9	44	.6	6	28		.3	11	73		.3	11	57	.1	.5	4	24		.3
KDLE-FM																			
SP '05	2	15	.1	4	15		.2	13	112	.1	.4	21	87	.1	.8				
4-Book	3	20	.2	4	17		.2	19	84	.1	.6	21	64	.1	.9	4	19		.4
KEBN-FM																			
SP '05	6	15	.3	15	58	.1	.8	17	42	.1	.5					3	15		.2
4-Book	**	**	**	**	**	**	**	**	**	**	**	**	**	**	**	**	**	**	**
KFI -AM																			
SP '05	16	69	.1	61	166	.2	3.2	31	128	.1	.9	17	82	.1	.6	18	90	.1	1.4
4-Book	23	75	.1	50	153	.2	2.6	32	136	.1	.9	20	78	.1	.8	21	79	.1	1.7
KFSH-FM																			
SP '05	11	86	.6	38	192	.2	2.0	46	314	.2	1.3	21	117	.1	.8	12	46		.9
4-Book	15	90	.1	47	248	.2	2.5	52	301	.2	1.5	29	115	.1	1.2	12	69		.9
KFWB-AM																			
SP '05	11	74	.6	7	50		.4	8	71		.2	31	133	.1	1.2	3	15		.2
4-Book	11	80	.6	16	83	.1	.8	14	88	.1	.4	25	116	.1	1.0	7	33		.6
KHHT-FM																			
SP '05	136	374	.5	57	184	.2	2.9	119	405	.5	3.4	92	247	.4	3.5	126	349	.5	9.5
4-Book	108	335	.5	54	203	.2	2.8	116	418	.5	3.4	124	375	.5	4.9	155	364	.6	11.7
KHJ -AM																			
SP '05	3	25	.2	24	38	.1	1.2	15	35	.1	.4	19	31	.1	.7	9	25		.7
4-Book	8	35	.5	16	49	.1	.8	14	41	.1	.4	7	18		.3	4	13		.3
KIIS-FM																			
SP '05	100	386	.4	115	545	.5	5.9	244	912	1.0	7.0	208	653	.8	7.9	58	313	.2	4.4
4-Book	88	393	.4	92	376	.4	4.8	207	881	.8	6.1	140	520	.6	5.5	52	240	.2	4.3
KVVS-FM																			
SP '05	8	27	.5	2	12		.1					1	11						
4-Book	4	16	.3	1	9		.1	5	11		.2	6	20		.3	3	5		.3

** Station(s) not reported this survey.

* Listener estimates adjusted for reported broadcast schedule.

+ Station(s) changed call letters - see Page 13.

4-Book: Avg. of current and previous 3 surveys.
2-Book: Avg. of most recent 2 surveys.

Target Listener Estimates

Women 25-49																				
Saturday 7PM-MID				Sunday 6AM-10AM				Sunday 10AM-3PM				Sunday 3PM-7PM				Sunday 7PM-MID				
AQH (00)	Cume (00)	AQH Rtg	AQH Shr	AQH (00)	Cume (00)	AQH Rtg	AQH Shr	AQH (00)	Cume (00)	AQH Rtg	AQH Shr	AQH (00)	Cume (00)	AQH Rtg	AQH Shr	AQH (00)	Cume (00)	AQH Rtg	AQH Shr	
KJLH-FM																				
SP '05	39	120	.2	2.2	97	332	.4	5.0	155	483	.6	4.5	147	352	.6	5.6	46	145	.2	3.5
4-Book	52	161	.2	3.1	102	301	.4	5.3	179	510	.7	5.2	130	304	.6	5.1	45	150	.2	3.6
KKBT-FM																				
SP '05	47	236	.2	2.7	85	251	.3	4.4	124	464	.5	3.6	119	412	.5	4.5	52	269	.2	3.9
4-Book	46	210	.2	2.8	77	223	.3	4.0	86	335	.4	2.5	76	270	.3	3.0	43	181	.2	3.2
KKLA-FM																				
SP '05					14	67	.1	.7	11	70	.3		2	13	.1		2	14		.2
4-Book	3	12		.2	20	84	.1	1.0	13	74	.1	.4	6	29	.3		3	17		.2
KLAC-AM																				
SP '05								5	15		.1		2	19		.1				.1
4-Book	1	11		.1	1	6		.1	2	11		.1	3	15		.1	1	7		.1
KLAX-FM																				
SP '05	69	177	.3	4.0	45	191	.2	2.3	164	470	.7	4.7	137	403	.6	5.2	75	256	.3	5.7
4-Book	62	197	.3	3.8	124	280	.5	6.3	165	467	.7	4.8	111	310	.5	4.4	52	164	.2	4.0
KLOS-FM																				
SP '05	23	75	.1	1.3	36	123	.1	1.9	88	258	.4	2.5	51	154	.2	1.9	27	122	.1	2.0
4-Book	30	121	.1	1.8	19	85	.1	1.0	56	230	.2	1.6	44	151	.2	1.7	17	80	.1	1.3
KLSX-FM																				
SP '05	4	12		.2	9	59		.5	17	89	.1	.5	4	28		.2	4	19		.3
4-Book	4	18		.3	19	69	.1	.9	27	105	.1	.8	11	39	.1	.5	6	29		.4
KLTX-AM																				
SP '05	5	43		.3	38	93	.2	2.0	13	45	.1	.4	9	15		.3	1	12		.1
4-Book	8	27		.4	46	109	.2	2.4	27	93	.1	.8	15	32	.1	.6	3	13		.2
KLVE-FM																				
SP '05	135	449	.5	7.7	110	346	.4	5.7	246	675	1.0	7.1	104	326	.4	3.9	85	316	.3	6.4
4-Book	123	397	.5	7.5	129	358	.5	6.8	230	671	1.0	6.8	128	353	.5	5.1	77	300	.3	5.8
KLYY-FM																				
SP '05	31	103	.1	1.8	54	164	.2	2.8	107	207	.4	3.1	63	156	.3	2.4	27	145	.1	2.0
4-Book	34	112	.1	2.1	41	141	.2	2.1	96	235	.4	2.8	61	163	.3	2.4	17	81	.1	1.3
KMXE-AM																				
SP '05	17	42	.1	1.0	10	15		.5	3	28		.1					8	26		.6
4-Book	**	**	**	**	**	**	**	**	**	**	**	**	**	**	**	**	**	**	**	**
KMZT-FM																				
SP '05	16	114	.1	.9	47	179	.2	2.4	39	143	.2	1.1	33	102	.1	1.2	23	124	.1	1.7
4-Book	25	106	.1	1.6	23	100	.1	1.2	22	134	.1	.6	22	85	.1	.9	20	80	.1	1.6
KNX -AM																				
SP '05	5	45		.3	18	97	.1	.9	24	74	.1	.7	6	25		.2	17	85	.1	1.3
4-Book	8	38		.5	22	110	.1	1.1	22	118	.1	.6	11	66		.4	8	55		.6
KOST-FM																				
SP '05	88	364	.4	5.0	80	284	.3	4.1	92	413	.4	2.7	93	399	.4	3.5	74	289	.3	5.6
4-Book	81	316	.4	5.0	71	275	.3	3.6	129	495	.6	3.8	103	373	.4	4.1	58	272	.3	4.5
KPWR-FM																				
SP '05	81	351	.3	4.6	32	172	.1	1.7	95	493	.4	2.7	89	403	.4	3.4	57	205	.2	4.3
4-Book	75	329	.3	4.5	50	216	.2	2.7	101	459	.4	3.0	92	378	.4	3.7	42	158	.2	3.3
KRCB-FM																				
SP '05	52	202	.2	3.0	50	136	.2	2.6	90	226	.4	2.6	49	192	.2	1.9	61	163	.2	4.6
4-Book	41	135	.2	2.5	39	110	.2	2.0	78	220	.3	2.3	59	150	.3	2.4	35	113	.2	2.9
KRCV-FM																				
SP '05	25	102	.1	1.4	43	175	.2	2.2	54	216	.2	1.6	13	50	.1	.5	17	43	.1	1.3
4-Book	28	80	.1	1.7	21	75	.1	1.1	41	122	.2	1.2	31	94	.1	1.2	29	78	.1	2.2

Target Listener Estimates - Women 25-49

** Station(s) not reported this survey.

* Listener estimates adjusted for reported broadcast schedule.

+ Station(s) changed call letters - see Page 13.

4-Book: Avg. of current and previous 3 surveys.
2-Book: Avg. of most recent 2 surveys.

Target Listener Estimates

Women 25-49																				
Saturday 7PM-MID				Sunday 6AM-10AM				Sunday 10AM-3PM				Sunday 3PM-7PM				Sunday 7PM-MID				
AQH (00)	Cume (00)	AQH Rtg	AQH Shr	AQH (00)	Cume (00)	AQH Rtg	AQH Shr	AQH (00)	Cume (00)	AQH Rtg	AQH Shr	AQH (00)	Cume (00)	AQH Rtg	AQH Shr	AQH (00)	Cume (00)	AQH Rtg	AQH Shr	
KRLA-AM																				
SP '05																3	15		.2	
4-Book	3	9		.2				1	5							4	7		.2	
KROQ-FM																				
SP '05	60	243	.2	3.4	31	151	.1	1.6	79	439	.3	2.3	88	408	.4	3.3	35	244	.1	2.7
4-Book	47	240	.2	2.8	37	159	.2	1.9	105	452	.4	3.1	71	320	.3	2.8	34	213	.1	2.6
KRTH-FM																				
SP '05	30	119	.1	1.7	20	79	.1	1.0	54	247	.2	1.6	31	153	.1	1.2	23	78	.1	1.7
4-Book	28	147	.1	1.7	42	170	.2	2.2	77	315	.3	2.3	59	198	.2	2.3	30	126	.1	2.3
KSCA-FM																				
SP '05	47	212	.2	2.7	114	307	.5	5.9	106	332	.4	3.1	84	273	.3	3.2	44	121	.2	3.3
4-Book	38	136	.2	2.3	87	249	.4	4.5	91	286	.4	2.7	54	154	.2	2.2	30	100	.1	2.3
KSPN-AM																				
SP '05	21	29	.1	1.2	4	17		.2	25	112	.1	.7	15	50	.1	.6				
4-Book	6	15		.4	2	7		.1	9	39		.3	6	19		.2	1	4		.1
KSSE-FM																				
SP '05	34	139	.1	2.0	58	141	.2	3.0	107	291	.4	3.1	66	217	.3	2.5	20	102	.1	1.5
4-Book	52	207	.2	3.2	60	150	.2	3.1	101	349	.4	3.0	59	185	.3	2.3	34	119	.2	2.9
+KTLK-AM																				
SP '05	3	33		.2	2	14		.1	5	27		.1	7	19		.3				
4-Book	1	8		.1	1	6		.1	3	17		.1	3	11		.1	1	4		.1
KTNO-AM																				
SP '05	8	43		.5		7			8	15		.2	6	12		.2	5	15		.4
4-Book	5	18		.3	11	34		.1	17	45		.1	2	6		.1	7	27		.6
KTWV-FM																				
SP '05	62	186	.2	3.6	45	180	.2	2.3	88	318	.4	2.5	82	204	.3	3.1	45	164	.2	3.4
4-Book	68	241	.3	4.2	43	160	.2	2.2	92	324	.4	2.6	76	224	.3	3.0	42	162	.2	3.2
KWIZ-FM																				
SP '05	10	29		.6	39	58	.2	2.0	41	128	.2	1.2	34	41	.1	1.3	21	66	.1	1.6
4-Book	8	33		.5	19	46	.1	1.0	33	89	.1	1.0	28	62	.1	1.1	16	47	.1	1.2
KWVE-FM																				
SP '05	9	28		.5	7	40		.4	16	46	.1	.5	17	62	.1	.6	1	15		.1
4-Book	3	13		.2	12	54		.1	21	60	.1	.6	13	36	.1	.5	5	15		.4
KXOL-FM																				
SP '05	69	215	.3	4.0	25	83	.1	1.3	84	199	.3	2.4	87	220	.4	3.3	32	141	.1	2.4
4-Book	45	153	.2	2.7	48	161	.2	2.5	93	258	.4	2.7	79	184	.4	3.1	35	120	.1	2.7
KYSR-FM																				
SP '05	68	283	.3	3.9	35	167	.1	1.8	121	534	.5	3.5	65	351	.3	2.5	23	119	.1	1.7
4-Book	52	255	.2	3.1	40	203	.2	2.1	123	622	.5	3.6	80	384	.4	3.2	34	175	.2	2.8
KZLA-FM																				
SP '05	8	81		.5	37	195	.1	1.9	61	298	.2	1.8	50	204	.2	1.9	18	113	.1	1.4
4-Book	23	125	.1	1.5	40	219	.1	2.1	74	345	.3	2.2	60	219	.3	2.4	17	84	.1	1.4
XTRA-AM																				
SP '05									8	32		.2	17	74	.1	.6	3	12		.2
4-Book	1	7		.1		4			3	19		.1	5	22		.2	1	3		.1
KGGI-FM																				
SP '05	4	42		.2					6	27		.2	18	44	.1	.7	29	70	.1	2.2
4-Book	4	29		.2	2	12		.1	10	43		.3	15	51	.1	.6	18	48	.1	1.4
KOLA-FM																				
SP '05	3	28		.2	12	19		.6	13	54	.1	.4	2	13		.1	1	13		.1
4-Book	**	**	**	**	**	**	**	**	**	**	**	**	**	**	**	**	**	**	**	**
TOTALS																				
SP '05	1743	5856	7.0		1936	6173	7.8		3470	9663	14.0		2643	7435	10.7		1320	4482	5.3	
4-Book	1652	5487	6.7		1932	6020	7.8		3432	9798	13.9		2530	7010	10.2		1287	4250	5.2	

** Station(s) not reported this survey.

* Listener estimates adjusted for reported broadcast schedule.

+ Station(s) changed call letters - see Page 13.

4-Book: Avg. of current and previous 3 surveys.
2-Book: Avg. of most recent 2 surveys.

Target Listener Trends

Women 25-54

Target Listener Trends - Women 25-54

	Monday-Sunday 6AM-MID				Monday-Friday 6AM-10AM				Monday-Friday 10AM-3PM				Monday-Friday 3PM-7PM				Monday-Friday 7PM-MID			
	AQH (00)	Cume (00)	AQH Rtg	AQH Shr	AQH (00)	Cume (00)	AQH Rtg	AQH Shr	AQH (00)	Cume (00)	AQH Rtg	AQH Shr	AQH (00)	Cume (00)	AQH Rtg	AQH Shr	AQH (00)	Cume (00)	AQH Rtg	AQH Shr
KABC-AM																				
SP '05	34	710	.1	.7	52	315	.2	.7	50	343	.2	.7	53	449	.2	.9	12	233		.6
WI '05	58	1115	.2	1.2	76	664	.3	1.1	113	686	.4	1.6	100	696	.3	1.7	18	297	.1	1.1
FA '04	53	1190	.2	1.1	45	496	.2	.6	116	781	.4	1.6	82	649	.3	1.5	29	320	.1	1.7
SU '04	54	1103	.2	1.1	73	554	.3	1.0	72	521	.2	1.0	86	607	.3	1.5	44	422	.2	2.1
4-Book	50	1030	.2	1.0	62	507	.3	.9	88	583	.3	1.2	80	600	.3	1.4	26	318	.1	1.4
SP '04	48	1018	.2	1.0	41	419	.1	.6	83	571	.3	1.1	87	615	.3	1.5	29	303	.1	1.5
KAZN-AM																				
SP '05	21	250	.1	.4	42	190	.1	.6	22	121	.1	.3	35	203	.1	.6	10	48		.5
WI '05	**	**	**	**	**	**	**	**	**	**	**	**	**	**	**	**	**	**	**	**
FA '04	**	**	**	**	**	**	**	**	**	**	**	**	**	**	**	**	**	**	**	**
SU '04	**	**	**	**	**	**	**	**	**	**	**	**	**	**	**	**	**	**	**	**
4-Book	**	**	**	**	**	**	**	**	**	**	**	**	**	**	**	**	**	**	**	**
SP '04	**	**	**	**	**	**	**	**	**	**	**	**	**	**	**	**	**	**	**	**
KBIG-FM																				
SP '05	130	3313	.4	2.7	146	1489	.5	2.0	246	1647	.8	3.5	177	1668	.6	3.1	39	693	.1	2.0
WI '05	156	3243	.5	3.3	203	1553	.7	2.8	292	1625	1.0	4.1	232	1703	.8	4.0	40	586	.1	2.3
FA '04	151	3241	.5	3.2	189	1587	.7	2.6	291	1495	1.0	4.0	209	1753	.7	3.7	40	689	.1	2.4
SU '04	221	3759	.8	4.6	261	1649	.9	3.7	484	2193	1.7	6.8	300	1985	1.0	5.3	49	813	.2	2.3
4-Book	165	3389	.6	3.5	200	1570	.7	2.8	328	1740	1.1	4.6	230	1777	.8	4.0	42	695	.1	2.3
SP '04	193	3925	.7	4.0	230	1879	.8	3.1	394	2122	1.4	5.4	272	2159	.9	4.6	59	980	.2	3.1
KBUA-FM																				
SP '05	35	418	.1	.7	69	261	.2	1.0	53	324	.2	.8	30	227	.1	.5	14	105		.7
WI '05	26	299	.1	.6	58	200	.2	.8	41	173	.1	.6	19	125	.1	.3	3	43		.2
FA '04	27	313	.1	.6	39	174	.1	.5	50	180	.2	.7	23	174	.1	.4	4	54		.2
SU '04	39	438	.1	.8	58	233	.2	.8	68	359	.2	1.0	39	268	.1	.7	8	127		.4
4-Book	32	367	.1	.7	56	217	.2	.8	53	259	.2	.8	28	199	.1	.5	7	82		.4
SP '04	41	360	.1	.8	66	207	.2	.9	73	194	.3	1.0	30	210	.1	.5	16	85	.1	.8
KBUE-FM																				
SP '05	87	1359	.3	1.8	107	588	.4	1.5	162	832	.6	2.3	79	507	.3	1.4	30	319	.1	1.6
WI '05	96	1551	.3	2.1	124	699	.4	1.7	171	906	.6	2.4	63	605	.2	1.1	38	431	.1	2.2
FA '04	95	1496	.3	2.0	145	756	.5	2.0	162	964	.6	2.2	78	608	.3	1.4	37	405	.1	2.2
SU '04	119	1661	.4	2.5	169	847	.6	2.4	168	1060	.6	2.4	146	893	.5	2.6	49	414	.2	2.3
4-Book	99	1517	.3	2.1	136	723	.5	1.9	166	941	.6	2.3	92	653	.3	1.6	39	392	.1	2.1
SP '04	106	1611	.4	2.2	118	806	.4	1.6	127	888	.4	1.7	118	891	.4	2.0	73	628	.3	3.8
KCBS-FM																				
SP '05	160	3754	.6	3.4	191	1749	.7	2.6	259	1968	.9	3.7	217	2223	.7	3.8	46	1115	.2	2.4
WI '05	86	2718	.3	1.8	90	1135	.3	1.3	114	1242	.4	1.6	143	1632	.5	2.4	38	643	.1	2.2
FA '04	85	2488	.3	1.8	96	1128	.3	1.3	117	1148	.4	1.6	143	1528	.5	2.5	23	584	.1	1.4
SU '04	73	2915	.3	1.5	63	830	.2	.9	98	1245	.3	1.4	107	1553	.4	1.9	32	592	.1	1.5
4-Book	101	2969	.4	2.1	110	1211	.4	1.5	147	1401	.5	2.1	153	1734	.5	2.7	35	734	.1	1.9
SP '04	100	2963	.3	2.1	128	1328	.4	1.7	166	1410	.6	2.3	120	1554	.4	2.0	28	750	.1	1.5
+KDAY-FM																				
SP '05	44	1259	.2	.9	62	502	.2	.9	43	673	.1	.6	68	809	.2	1.2	17	315	.1	.9
WI '05	36	1035	.1	.8	40	427	.1	.6	53	531	.2	.7	42	459	.1	.7	19	276	.1	1.1
FA '04	30	952	.1	.6	38	454	.1	.5	33	346	.1	.5	49	645	.2	.9	13	239		.8
SU '04	74	1139	.3	1.5	63	479	.2	.9	84	621	.3	1.2	103	610	.4	1.8	46	383	.2	2.2
4-Book	46	1096	.2	1.0	51	466	.2	.7	53	543	.2	.8	66	631	.2	1.2	24	303	.1	1.3
SP '04	82	959	.3	1.7	84	478	.3	1.1	120	627	.4	1.6	111	537	.4	1.9	33	264	.1	1.7
KDLD-FM																				
SP '05	27	590	.1	.6	29	259	.1	.4	51	331	.2	.7	40	341	.1	.7	8	181		.4
WI '05	20	570	.1	.4	16	230	.1	.2	33	287	.1	.5	34	363	.1	.6	11	239		.6
FA '04	20	506	.1	.4	20	164	.1	.3	33	249	.1	.5	36	354	.1	.6	7	136		.4
SU '04	15	463	.1	.3	8	129		.1	29	218	.1	.4	23	305	.1	.4	5	107		.2
4-Book	21	532	.1	.4	18	196	.1	.3	37	271	.1	.5	33	341	.1	.6	8	166		.4
SP '04	24	536	.1	.5	19	183	.1	.3	28	287	.1	.4	37	297	.1	.6	16	171	.1	.8

** Station(s) not reported this survey.

* Listener estimates adjusted for reported broadcast schedule.

+ Station(s) changed call letters - see Page 13.

4-Book: Avg. of current and previous 3 surveys.
2-Book: Avg. of most recent 2 surveys.

Target Listener Trends

Women 25-54																			
Monday-Sunday 6AM-MID				Monday-Friday 6AM-10AM				Monday-Friday 10AM-3PM				Monday-Friday 3PM-7PM				Monday-Friday 7PM-MID			
AQH (00)	Cume (00)	AQH Rtg	AQH Shr	AQH (00)	Cume (00)	AQH Rtg	AQH Shr	AQH (00)	Cume (00)	AQH Rtg	AQH Shr	AQH (00)	Cume (00)	AQH Rtg	AQH Shr	AQH (00)	Cume (00)	AQH Rtg	AQH Shr
KDLE-FM																			
SP '05	15	542	.1	.3	12	131	.2	.2	21	270	.1	.3	24	326	.1	.4	12	133	.6
WI '05	35	482	.1	.7	51	211	.2	.7	69	344	.2	1.0	42	275	.1	.7	8	89	.5
FA '04	17	440	.1	.4	13	131	.2	.2	22	166	.1	.3	36	249	.1	.6	9	99	.5
SU '04	20	359	.1	.4	29	144	.1	.4	41	237	.1	.6	23	157	.1	.4	3	57	.1
4-Book	22	456	.1	.5	26	154	.1	.4	38	254	.1	.6	31	252	.1	.5	8	95	.4
SP '04	17	536	.1	.3	24	324	.1	.3	20	233	.1	.3	23	333	.1	.4	8	144	.4
KEBN-FM																			
SP '05	19	252	.1	.4	33	123	.1	.5	32	158	.1	.5	10	101	.2	.2	13	100	.7
WI '05	**	**	**	**	**	**	**	**	**	**	**	**	**	**	**	**	**	**	**
FA '04	**	**	**	**	**	**	**	**	**	**	**	**	**	**	**	**	**	**	**
SU '04	**	**	**	**	**	**	**	**	**	**	**	**	**	**	**	**	**	**	**
4-Book	**	**	**	**	**	**	**	**	**	**	**	**	**	**	**	**	**	**	**
SP '04	**	**	**	**	**	**	**	**	**	**	**	**	**	**	**	**	**	**	**
KFI -AM																			
SP '05	120	1960	.4	2.5	163	1008	.6	2.3	235	1281	.8	3.4	184	1226	.6	3.2	41	463	.1
WI '05	150	2656	.5	3.2	247	1462	.9	3.4	278	1856	1.0	3.9	195	1386	.7	3.3	29	294	.1
FA '04	156	2234	.5	3.3	244	1259	.8	3.3	260	1411	.9	3.6	267	1404	.9	4.7	34	380	.1
SU '04	155	2525	.5	3.2	244	1297	.8	3.5	264	1594	.9	3.7	217	1381	.8	3.8	45	456	.2
4-Book	145	2344	.5	3.1	225	1257	.8	3.1	259	1536	.9	3.7	216	1349	.8	3.8	37	398	.1
SP '04	147	2746	.5	3.0	238	1454	.8	3.2	244	1545	.8	3.3	202	1465	.7	3.4	54	402	.2
KFSH-FM																			
SP '05	51	1035	.2	1.1	70	532	.2	1.0	76	458	.3	1.1	61	569	.2	1.1	17	297	.1
WI '05	71	1283	.2	1.5	125	837	.4	1.7	101	662	.3	1.4	85	817	.3	1.5	25	378	.1
FA '04	62	1118	.2	1.3	96	793	.3	1.3	89	525	.3	1.2	66	624	.2	1.2	22	357	.1
SU '04	56	1047	.2	1.2	70	578	.2	1.0	93	577	.3	1.3	65	541	.2	1.1	19	364	.1
4-Book	60	1121	.2	1.3	90	685	.3	1.3	90	556	.3	1.3	69	638	.2	1.2	21	349	.1
SP '04	72	1281	.2	1.5	101	924	.3	1.4	89	741	.3	1.2	69	754	.2	1.2	38	481	.1
KFWB-AM																			
SP '05	46	1684	.2	1.0	103	1110	.4	1.4	44	567	.2	.6	72	844	.2	1.3	16	305	.1
WI '05	36	1645	.1	.8	74	887	.3	1.0	26	513	.1	.4	65	814	.2	1.1	19	352	.1
FA '04	51	2055	.2	1.1	128	1303	.4	1.7	44	737	.2	.6	64	960	.2	1.1	12	365	.7
SU '04	42	1746	.1	.9	68	882	.2	1.0	50	644	.2	.7	59	886	.2	1.0	34	470	.1
4-Book	44	1783	.2	1.0	93	1046	.3	1.3	41	615	.2	.6	65	876	.2	1.1	20	373	.1
SP '04	26	1235	.1	.5	63	753	.2	.9	17	365	.1	.2	26	530	.1	.4	19	271	.1
KHHT-FM																			
SP '05	178	3126	.6	3.8	212	1269	.7	2.9	245	1668	.8	3.5	217	1775	.7	3.8	99	1044	.3
WI '05	171	3025	.6	3.7	220	1507	.8	3.1	254	1414	.9	3.6	192	1538	.7	3.3	80	947	.3
FA '04	161	2811	.6	3.4	197	1351	.7	2.7	259	1382	.9	3.6	217	1652	.7	3.8	70	662	.2
SU '04	208	3047	.7	4.3	202	1396	.7	2.9	327	1684	1.1	4.6	263	1678	.9	4.6	114	1140	.4
4-Book	180	3002	.6	3.8	208	1381	.7	2.9	271	1537	.9	3.8	222	1661	.8	3.9	91	948	.3
SP '04	180	3024	.6	3.7	223	1516	.8	3.0	260	1583	.9	3.6	230	1764	.8	3.9	85	975	.3
KHJ -AM																			
SP '05	40	400	.1	.8	78	221	.3	1.1	40	231	.1	.6	43	159	.1	.8	13	115	.7
WI '05	22	289	.1	.5	47	134	.2	.7	34	137	.1	.5	12	41	.2	.2	7	74	.4
FA '04	28	627	.1	.6	58	332	.2	.8	50	364	.2	.7	14	211	.2	.2	9	91	.5
SU '04	21	416	.1	.4	24	185	.1	.3	41	182	.1	.6	21	168	.1	.4	7	88	.3
4-Book	28	433	.1	.6	52	218	.2	.7	41	229	.1	.6	23	145	.1	.4	9	92	.5
SP '04	31	623	.1	.6	59	293	.2	.8	45	325	.2	.6	35	218	.1	.6	3	81	.2
KIIS-FM																			
SP '05	265	6081	.9	5.6	443	3453	1.5	6.1	328	2828	1.1	4.7	369	3729	1.3	6.5	81	1526	.3
WI '05	198	5161	.7	4.2	324	2836	1.1	4.5	238	2264	.8	3.3	274	2802	.9	4.7	73	1277	.3
FA '04	181	5337	.6	3.8	293	2921	1.0	4.0	198	2191	.7	2.7	270	2911	.9	4.8	69	1291	.2
SU '04	174	4861	.6	3.6	253	2193	.9	3.6	221	2292	.8	3.1	228	2509	.8	4.0	71	1237	.2
4-Book	205	5360	.7	4.3	328	2851	1.1	4.6	246	2394	.9	3.5	285	2988	1.0	5.0	74	1333	.3
SP '04	156	4613	.5	3.2	258	2485	.9	3.5	245	2224	.8	3.4	183	2640	.6	3.1	48	974	.2

** Station(s) not reported this survey.

* Listener estimates adjusted for reported broadcast schedule.

+ Station(s) changed call letters - see Page 13.

4-Book: Avg. of current and previous 3 surveys.
2-Book: Avg. of most recent 2 surveys.

Target Listener Trends

Women 25-54

Target Listener Trends - Women 25-54

	Monday-Sunday 6AM-MID				Monday-Friday 6AM-10AM				Monday-Friday 10AM-3PM				Monday-Friday 3PM-7PM				Monday-Friday 7PM-MID			
	AQH (00)	Cume (00)	AQH Rtg	AQH Shr	AQH (00)	Cume (00)	AQH Rtg	AQH Shr	AQH (00)	Cume (00)	AQH Rtg	AQH Shr	AQH (00)	Cume (00)	AQH Rtg	AQH Shr	AQH (00)	Cume (00)	AQH Rtg	AQH Shr
KVVS-FM																				
SP '05	5	173		.1	7	75		.1	5	92		.1	9	80		.2	2	22		.1
WI '05	15	175	.1	.3	23	143	.1	.3	16	96	.1	.2	17	118	.1	.3	14	42		.8
FA '04	4	127		.1	9	59		.1	4	34		.1	4	76		.1	1	19		.1
SU '04	4	154		.1	5	86		.1	9	126		.1	4	40		.1	2	12		.1
4-Book	7	157		.2	11	91		.2	9	87		.1	9	79		.2	5	24		.3
SP '04	12	178		.2	19	88	.1	.3	19	71	.1	.3	20	110	.1	.3	2	61		.1
KJLH-FM																				
SP '05	109	1613	.4	2.3	131	684	.5	1.8	149	711	.5	2.1	110	735	.4	1.9	49	497	.2	2.5
WI '05	106	1545	.4	2.3	158	785	.5	2.2	135	699	.5	1.9	124	831	.4	2.1	34	420	.1	2.0
FA '04	98	1609	.3	2.1	112	790	.4	1.5	116	724	.4	1.6	107	874	.4	1.9	53	557	.2	3.1
SU '04	129	1682	.4	2.7	168	843	.6	2.4	152	865	.5	2.1	126	873	.4	2.2	55	504	.2	2.6
4-Book	111	1612	.4	2.4	142	776	.5	2.0	138	750	.5	1.9	117	828	.4	2.0	48	495	.2	2.6
SP '04	142	1546	.5	2.9	189	817	.7	2.6	181	893	.6	2.5	184	996	.6	3.1	69	563	.2	3.6
KKBT-FM																				
SP '05	142	2835	.5	3.0	278	1565	1.0	3.8	143	1183	.5	2.1	189	1620	.7	3.3	59	666	.2	3.1
WI '05	109	2822	.4	2.3	224	1506	.8	3.1	106	1199	.4	1.5	138	1504	.5	2.4	38	655	.1	2.2
FA '04	124	2823	.4	2.6	271	1616	.9	3.7	134	1226	.5	1.9	148	1456	.5	2.6	39	734	.1	2.3
SU '04	151	2983	.5	3.1	293	1664	1.0	4.2	192	1327	.7	2.7	164	1609	.6	2.9	75	776	.3	3.6
4-Book	132	2866	.5	2.8	267	1588	.9	3.7	144	1234	.5	2.1	160	1547	.6	2.8	53	708	.2	2.8
SP '04	122	3047	.4	2.5	282	1771	1.0	3.8	111	1332	.4	1.5	130	1515	.4	2.2	41	795	.1	2.1
KKLA-FM																				
SP '05	21	586	.1	.4	49	425	.2	.7	28	233	.1	.4	32	292	.1	.6	6	73		.3
WI '05	31	722	.1	.7	83	462	.3	1.2	31	352	.1	.4	40	310	.1	.7	11	130		.6
FA '04	26	690	.1	.6	56	375	.2	.8	45	315	.2	.6	33	337	.1	.6	5	69		.3
SU '04	37	666	.1	.8	62	458	.2	.9	43	283	.1	.6	68	383	.2	1.2	12	156		.6
4-Book	29	666	.1	.6	63	430	.2	.9	37	296	.1	.5	43	331	.1	.8	9	107		.5
SP '04	36	621	.1	.7	56	437	.2	.8	58	370	.2	.8	43	227	.1	.7	16	138	.1	.8
KLAC-AM																				
SP '05	5	129		.1	4	26		.1	11	51		.2	5	61		.1	4	45		.2
WI '05	14	342		.3	12	129		.2	31	145		.4	23	207		.4	4	103		.2
FA '04	9	331		.2	12	90		.2	17	140		.2	5	151		.1	6	49		.4
SU '04	16	311		.3	16	143		.2	32	206		.4	28	133		.5	9	122		.4
4-Book	11	278		.2	11	97		.2	23	136		.3	15	138		.3	6	80		.3
SP '04	26	874	.1	.5	20	154	.1	.3	26	152	.1	.4	35	432	.1	.6	35	361	.1	1.8
KLAX-FM																				
SP '05	213	2660	.7	4.5	421	1564	1.5	5.8	278	1632	1.0	4.0	174	1095	.6	3.1	87	709	.3	4.5
WI '05	169	2520	.6	3.6	365	1365	1.3	5.1	233	1378	.8	3.3	134	985	.5	2.3	44	498	.2	2.6
FA '04	219	2707	.8	4.6	460	1539	1.6	6.2	313	1772	1.1	4.3	161	1232	.6	2.9	51	459	.2	3.0
SU '04	223	2931	.8	4.6	489	1808	1.7	7.0	271	1822	.9	3.8	155	1258	.5	2.7	69	704	.2	3.3
4-Book	206	2705	.7	4.3	434	1569	1.5	6.0	274	1651	1.0	3.9	156	1143	.6	2.8	63	593	.2	3.4
SP '04	264	3161	.9	5.4	597	1937	2.1	8.1	358	2060	1.2	4.9	214	1541	.7	3.7	52	613	.2	2.7
KLOS-FM																				
SP '05	100	2372	.3	2.1	168	1078	.6	2.3	148	1094	.5	2.1	124	1271	.4	2.2	41	487	.1	2.1
WI '05	74	2177	.3	1.6	169	1098	.6	2.4	100	976	.3	1.4	73	936	.3	1.3	24	421	.1	1.4
FA '04	80	2059	.3	1.7	175	1025	.6	2.4	100	755	.3	1.4	106	985	.4	1.9	17	426	.1	1.0
SU '04	87	2383	.3	1.8	156	1166	.5	2.2	109	1084	.4	1.5	111	1231	.4	2.0	34	585	.1	1.6
4-Book	85	2248	.3	1.8	167	1092	.6	2.3	114	977	.4	1.6	104	1106	.4	1.9	29	480	.1	1.5
SP '04	99	2637	.3	2.0	169	1140	.6	2.3	141	1166	.5	1.9	125	1197	.4	2.1	28	587	.1	1.5
KLSX-FM																				
SP '05	89	1366	.3	1.9	214	800	.7	3.0	199	861	.7	2.9	64	562	.2	1.1	8	160		.4
WI '05	76	1534	.3	1.6	205	886	.7	2.9	113	845	.4	1.6	95	693	.3	1.6	11	233		.6
FA '04	99	1636	.3	2.1	247	1081	.9	3.4	198	876	.7	2.7	80	690	.3	1.4	13	227		.8
SU '04	103	1843	.4	2.1	268	1176	.9	3.8	161	795	.6	2.3	113	811	.4	2.0	19	333	.1	.9
4-Book	92	1595	.3	1.9	234	986	.8	3.3	168	844	.6	2.4	88	689	.3	1.5	13	238		.7
SP '04	136	2191	.5	2.8	314	1290	1.1	4.2	244	1220	.8	3.3	154	1064	.5	2.6	18	299	.1	.9

** Station(s) not reported this survey. * Listener estimates adjusted for reported broadcast schedule. + Station(s) changed call letters - see Page 13. 4-Book: Avg. of current and previous 3 surveys. 2-Book: Avg. of most recent 2 surveys.

Target Listener Trends

Women 25-54																				
Monday-Sunday 6AM-MID				Monday-Friday 6AM-10AM				Monday-Friday 10AM-3PM				Monday-Friday 3PM-7PM				Monday-Friday 7PM-MID				
AQH (00)	Cume (00)	AQH Rtg	AQH Shr	AQH (00)	Cume (00)	AQH Rtg	AQH Shr	AQH (00)	Cume (00)	AQH Rtg	AQH Shr	AQH (00)	Cume (00)	AQH Rtg	AQH Shr	AQH (00)	Cume (00)	AQH Rtg	AQH Shr	
KLTX-AM																				
SP '05	20	294	.1	.4	40	166	.1	.6	30	174	.1	.4	12	117		.2	5	82		.3
WI '05	50	539	.2	1.1	83	340	.3	1.2	96	376	.3	1.3	36	256	.1	.6	7	103		.4
FA '04	43	379	.1	.9	68	249	.2	.9	70	226	.2	1.0	43	252	.1	.8	19	117	.1	1.1
SU '04	65	355	.2	1.4	91	236	.3	1.3	93	262	.3	1.3	74	264	.3	1.3	26	103	.1	1.2
4-Book	45	392	.2	1.0	71	248	.2	1.0	72	260	.2	1.0	41	222	.1	.7	14	101	.1	.8
SP '04	40	348	.1	.8	71	266	.2	1.0	61	276	.2	.8	41	246	.1	.7	18	190	.1	.9
KLVE-FM																				
SP '05	297	4063	1.0	6.3	362	1950	1.3	5.0	502	2297	1.7	7.2	331	2232	1.1	5.8	148	1286	.5	7.7
WI '05	256	3703	.9	5.5	293	1818	1.0	4.1	409	2199	1.4	5.8	327	2013	1.1	5.6	115	1079	.4	6.7
FA '04	270	4224	.9	5.7	379	2338	1.3	5.1	419	2341	1.4	5.8	289	2151	1.0	5.1	115	1121	.4	6.8
SU '04	249	3812	.9	5.2	313	1806	1.1	4.5	402	2300	1.4	5.7	250	1920	.9	4.4	142	1247	.5	6.8
4-Book	268	3951	.9	5.7	337	1978	1.2	4.7	433	2284	1.5	6.1	299	2079	1.0	5.2	130	1183	.5	7.0
SP '04	198	3561	.7	4.1	290	1753	1.0	3.9	261	2083	.9	3.6	220	1781	.8	3.8	119	1275	.4	6.2
KLYY-FM																				
SP '05	93	1616	.3	2.0	61	529	.2	.8	199	1108	.7	2.9	124	751	.4	2.2	19	213	.1	1.0
WI '05	112	1481	.4	2.4	114	556	.4	1.6	226	974	.8	3.2	123	813	.4	2.1	35	307	.1	2.0
FA '04	64	1326	.2	1.4	85	550	.3	1.2	117	730	.4	1.6	56	522	.2	1.0	17	201	.1	1.0
SU '04	99	1612	.3	2.1	103	566	.4	1.5	189	1005	.7	2.7	93	824	.3	1.6	34	462	.1	1.6
4-Book	92	1509	.3	2.0	91	550	.3	1.3	183	954	.7	2.6	99	728	.3	1.7	26	296	.1	1.4
SP '04	79	1386	.3	1.6	55	466	.2	.7	157	905	.5	2.1	88	579	.3	1.5	32	377	.1	1.7
KMXE-AM																				
SP '05	29	287	.1	.6	46	155	.2	.6	46	211	.2	.7	32	198	.1	.6	20	95	.1	1.0
WI '05	39	340	.1	.8	59	193	.2	.8	73	224	.3	1.0	53	166	.2	.9	17	89	.1	1.0
FA '04	**	**	**	**	**	**	**	**	**	**	**	**	**	**	**	**	**	**	**	**
SU '04	30	310	.1	.6	40	127	.1	.6	41	133	.1	.6	44	169	.2	.8	18	77	.1	.9
4-Book	**	**	**	**	**	**	**	**	**	**	**	**	**	**	**	**	**	**	**	**
SP '04	14	159		.3	8	70		.1	37	87	.1	.5	19	86	.1	.3	6	59		.3
KMZT-FM																				
SP '05	43	1430	.1	.9	51	597	.2	.7	49	579	.2	.7	58	554	.2	1.0	16	354	.1	.8
WI '05	40	1225	.1	.9	42	441	.1	.6	45	510	.2	.6	63	529	.2	1.1	27	334	.1	1.6
FA '04	60	1385	.2	1.3	74	671	.3	1.0	110	734	.4	1.5	73	663	.3	1.3	27	392	.1	1.6
SU '04	41	1199	.1	.9	42	385	.1	.6	62	585	.2	.9	49	589	.2	.9	32	341	.1	1.5
4-Book	46	1310	.1	1.0	52	524	.2	.7	67	602	.3	.9	61	584	.2	1.1	26	355	.1	1.4
SP '04	61	1424	.2	1.3	77	534	.3	1.0	97	700	.3	1.3	70	803	.2	1.2	35	368	.1	1.8
KNX -AM																				
SP '05	33	1450	.1	.7	70	704	.2	1.0	30	532	.1	.4	43	626	.1	.8	15	257	.1	.8
WI '05	47	1770	.2	1.0	94	1077	.3	1.3	36	585	.1	.5	82	877	.3	1.4	26	415	.1	1.5
FA '04	36	1660	.1	.8	68	909	.2	.9	39	532	.1	.5	44	707	.2	.8	14	365		.8
SU '04	43	1964	.1	.9	88	1187	.3	1.3	29	600	.1	.4	63	1016	.2	1.1	24	435	.1	1.1
4-Book	40	1711	.1	.9	80	969	.3	1.1	34	562	.1	.5	58	807	.2	1.0	20	368	.1	1.1
SP '04	48	1800	.2	1.0	105	1012	.4	1.4	40	574	.1	.5	60	792	.2	1.0	22	476	.1	1.1
KOST-FM																				
SP '05	254	4532	.9	5.4	377	2158	1.3	5.2	421	2201	1.5	6.1	311	2520	1.1	5.5	134	1358	.5	7.0
WI '05	218	4374	.8	4.7	236	1931	.8	3.3	361	2043	1.2	5.1	345	2587	1.2	5.9	96	1257	.3	5.6
FA '04	338	5005	1.2	7.2	372	2564	1.3	5.1	667	2622	2.3	9.2	467	2910	1.6	8.3	97	1522	.3	5.7
SU '04	212	4058	.7	4.4	246	1825	.9	3.5	365	2046	1.3	5.1	291	2147	1.0	5.1	98	1271	.3	4.7
4-Book	256	4492	.9	5.4	308	2120	1.1	4.3	454	2228	1.6	6.4	354	2541	1.2	6.2	106	1352	.4	5.8
SP '04	295	4519	1.0	6.1	340	2302	1.2	4.6	561	2343	1.9	7.7	367	2538	1.3	6.3	140	1628	.5	7.3
KPWR-FM																				
SP '05	120	3649	.4	2.5	201	1863	.7	2.8	125	1529	.4	1.8	159	1908	.5	2.8	48	977	.2	2.5
WI '05	134	3825	.5	2.9	192	1765	.7	2.7	172	1700	.6	2.4	199	2197	.7	3.4	52	871	.2	3.0
FA '04	131	3314	.5	2.8	218	1600	.8	3.0	165	1523	.6	2.3	157	1689	.5	2.8	51	991	.2	3.0
SU '04	127	3435	.4	2.6	200	1619	.7	2.8	135	1492	.5	1.9	160	1866	.6	2.8	69	1069	.2	3.3
4-Book	128	3556	.5	2.7	203	1712	.7	2.8	149	1561	.5	2.1	169	1915	.6	3.0	55	977	.2	3.0
SP '04	127	3405	.4	2.6	196	1730	.7	2.6	149	1536	.5	2.0	181	2007	.6	3.1	46	774	.2	2.4

** Station(s) not reported this survey.

* Listener estimates adjusted for reported broadcast schedule.

+ Station(s) changed call letters - see Page 13.

4-Book: Avg. of current and previous 3 surveys.
2-Book: Avg. of most recent 2 surveys.

Target Listener Trends

Target Listener Trends - Women 25-54

	Women 25-54																			
	Monday-Sunday 6AM-MID				Monday-Friday 6AM-10AM				Monday-Friday 10AM-3PM				Monday-Friday 3PM-7PM				Monday-Friday 7PM-MID			
	AQH (00)	Cume (00)	AQH Rtg	AQH Shr	AQH (00)	Cume (00)	AQH Rtg	AQH Shr	AQH (00)	Cume (00)	AQH Rtg	AQH Shr	AQH (00)	Cume (00)	AQH Rtg	AQH Shr	AQH (00)	Cume (00)	AQH Rtg	AQH Shr
KRCD-FM																				
SP '05	104	1388	.4	2.2	127	556	.4	1.8	136	740	.5	2.0	109	720	.4	1.9	75	507	.3	3.9
WI '05	77	1154	.3	1.6	93	508	.3	1.3	78	687	.3	1.1	95	587	.3	1.6	77	411	.3	4.5
FA '04	123	1458	.4	2.6	120	686	.4	1.6	179	904	.6	2.5	142	735	.5	2.5	90	523	.3	5.3
SU '04	105	1409	.4	2.2	143	642	.5	2.0	164	819	.6	2.3	103	726	.4	1.8	79	606	.3	3.8
4-Book	102	1352	.4	2.2	121	598	.4	1.7	139	788	.5	2.0	112	692	.4	2.0	80	512	.3	4.4
SP '04	105	1295	.4	2.2	129	703	.4	1.7	137	738	.5	1.9	101	647	.3	1.7	92	532	.3	4.8
KRCV-FM																				
SP '05	53	836	.2	1.1	70	363	.2	1.0	85	575	.3	1.2	35	304	.1	.6	31	208	.1	1.6
WI '05	76	928	.3	1.6	97	453	.3	1.4	89	506	.3	1.3	92	507	.3	1.6	62	387	.2	3.6
FA '04	53	791	.2	1.1	63	394	.2	.9	83	480	.3	1.1	54	329	.2	1.0	26	257	.1	1.5
SU '04	42	705	.1	.9	40	232	.1	.6	48	323	.2	.7	46	390	.2	.8	34	270	.1	1.6
4-Book	56	815	.2	1.2	68	361	.2	1.0	76	471	.3	1.1	57	383	.2	1.0	38	281	.1	2.1
SP '04	38	598	.1	.8	47	338	.2	.6	35	353	.1	.5	64	349	.2	1.1	18	138	.1	.9
KRLA-AM																				
SP '05	11	331		.2	23	153	.1	.3	23	208	.1	.3	9	97		.2	3	42		.2
WI '05	32	518	.1	.7	63	328	.2	.9	75	360	.3	1.1	26	195	.1	.4	9	43		.5
FA '04	17	534	.1	.4	34	231	.1	.5	31	326	.1	.4	28	239	.1	.5	2	83		.1
SU '04	18	436	.1	.4	34	245	.1	.5	35	232	.1	.5	18	99	.1	.3	6	118		.3
4-Book	20	455	.1	.4	39	239	.1	.6	41	282	.2	.6	20	158	.1	.4	5	72		.3
SP '04	26	493	.1	.5	56	235	.2	.8	42	213	.1	.6	38	243	.1	.6	11	103		.6
KROQ-FM																				
SP '05	144	3464	.5	3.0	263	1807	.9	3.6	190	1707	.7	2.7	159	1856	.5	2.8	78	1081	.3	4.1
WI '05	121	3563	.4	2.6	277	1773	1.0	3.9	142	1365	.5	2.0	148	1722	.5	2.5	39	757	.1	2.3
FA '04	136	3415	.5	2.9	298	1967	1.0	4.0	160	1501	.6	2.2	151	1658	.5	2.7	57	972	.2	3.4
SU '04	152	3449	.5	3.2	300	2013	1.0	4.3	171	1552	.6	2.4	189	1830	.7	3.3	69	1085	.2	3.3
4-Book	138	3473	.5	2.9	285	1890	1.0	4.0	166	1531	.6	2.3	162	1767	.6	2.8	61	974	.2	3.3
SP '04	144	3460	.5	3.0	271	2043	.9	3.7	178	1589	.6	2.4	186	1807	.6	3.2	59	905	.2	3.1
KRTH-FM																				
SP '05	110	3407	.4	2.3	139	1444	.5	1.9	195	1581	.7	2.8	138	1669	.5	2.4	39	671	.1	2.0
WI '05	156	3654	.5	3.3	191	1501	.7	2.7	262	1762	.9	3.7	197	1853	.7	3.4	43	809	.1	2.5
FA '04	118	3491	.4	2.5	172	1422	.6	2.3	171	1478	.6	2.4	144	1777	.5	2.6	33	647	.1	2.0
SU '04	127	3618	.4	2.6	168	1593	.6	2.4	202	1680	.7	2.8	165	1880	.6	2.9	55	884	.2	2.6
4-Book	128	3543	.4	2.7	168	1490	.6	2.3	208	1625	.7	2.9	161	1795	.6	2.8	43	753	.1	2.3
SP '04	154	3753	.5	3.2	202	1668	.7	2.7	242	1887	.8	3.3	186	1897	.6	3.2	48	853	.2	2.5
KSCA-FM																				
SP '05	206	2437	.7	4.3	480	1640	1.7	6.6	232	1291	.8	3.3	230	1119	.8	4.1	42	445	.1	2.2
WI '05	154	2239	.5	3.3	356	1546	1.2	5.0	193	1222	.7	2.7	153	808	.5	2.6	34	355	.1	2.0
FA '04	132	1975	.5	2.8	335	1243	1.2	4.5	189	1041	.7	2.6	87	652	.3	1.5	26	367	.1	1.5
SU '04	126	1850	.4	2.6	281	1130	1.0	4.0	169	1014	.6	2.4	75	749	.3	1.3	30	450	.1	1.4
4-Book	155	2125	.5	3.3	363	1390	1.3	5.0	196	1142	.7	2.8	136	832	.5	2.4	33	404	.1	1.8
SP '04	101	1623	.3	2.1	239	1002	.8	3.2	137	952	.5	1.9	74	650	.3	1.3	24	250	.1	1.2
KSPN-AM																				
SP '05	10	381		.2	3	48			6	100		.1	11	163		.2	18	172	.1	.9
WI '05	1	121			1	37			1	27			1	37				14		
FA '04	10	411		.2	10	114		.1	6	98		.1	24	284	.1	.4	6	141		.4
SU '04	5	290		.1	2	27			4	54		.1	10	150		.2	10	122		.5
4-Book	7	301		.1	4	57		.1	4	70		.1	12	159		.2	9	112		.5
SP '04	7	291		.1	7	54		.1	3	53		.1	13	146		.2	6	61		.3
KSSE-FM																				
SP '05	115	2389	.4	2.4	203	1184	.7	2.8	180	1312	.6	2.6	89	1035	.3	1.6	40	475	.1	2.1
WI '05	139	2273	.5	3.0	247	1229	.9	3.4	215	1354	.7	3.0	131	1169	.5	2.2	44	548	.2	2.6
FA '04	174	2563	.6	3.7	336	1637	1.2	4.6	260	1298	.9	3.6	178	1313	.6	3.2	55	692	.2	3.3
SU '04	152	2330	.5	3.2	291	1322	1.0	4.1	252	1436	.9	3.5	130	1242	.4	2.3	38	597	.1	1.8
4-Book	145	2389	.5	3.1	269	1343	1.0	3.7	227	1350	.8	3.2	132	1190	.5	2.3	44	578	.2	2.5
SP '04	152	2455	.5	3.1	272	1574	.9	3.7	218	1497	.8	3.0	162	1258	.6	2.8	50	551	.2	2.6

** Station(s) not reported this survey.

* Listener estimates adjusted for reported broadcast schedule.

+ Station(s) changed call letters - see Page 13.

4-Book: Avg. of current and previous 3 surveys.
2-Book: Avg. of most recent 2 surveys.

Target Listener Trends

Women 25-54																				
Monday-Sunday 6AM-MID				Monday-Friday 6AM-10AM				Monday-Friday 10AM-3PM				Monday-Friday 3PM-7PM				Monday-Friday 7PM-MID				
AQH (00)	Cume (00)	AQH Rtg	AQH Shr	AQH (00)	Cume (00)	AQH Rtg	AQH Shr	AQH (00)	Cume (00)	AQH Rtg	AQH Shr	AQH (00)	Cume (00)	AQH Rtg	AQH Shr	AQH (00)	Cume (00)	AQH Rtg	AQH Shr	
+KTLK-AM																				
SP '05	19	337	.1	.4	21	192	.1	.3	39	239	.1	.6	28	205	.1	.5	9	118	.5	
WI '05	5	156		.1	5	94		.1	10	90		.1	8	117		.1	2	40	.1	
FA '04	1	49			2	37			3	39							1	20		
SU '04	2	85			1	11			1	24			2	34				20		
4-Book	7	157		.1	7	84		.1	13	98		.2	10	89		.2	3	45	.2	
SP '04	1	92							3	32			2	36				16		
KTNQ-AM																				
SP '05	24	447	.1	.5	39	155	.1	.5	44	254	.2	.6	14	95	.2	.2	14	71	.7	
WI '05	39	642	.1	.8	56	232	.2	.8	120	495	.4	1.7	13	73	.2	.2	1	27	.1	
FA '04	33	607	.1	.7	35	190	.1	.5	94	349	.3	1.3	18	140	.1	.3	6	76	.4	
SU '04	28	589	.1	.6	43	217	.1	.6	74	337	.3	1.0	19	154	.1	.3	6	94	.3	
4-Book	31	571	.1	.7	43	199	.1	.6	83	359	.3	1.2	16	116	.1	.3	7	67	.4	
SP '04	**	**	**	**	**	**	**	**	**	**	**	**	**	**	**	**	**	**	**	**
KTWV-FM																				
SP '05	194	2899	.7	4.1	262	1637	.9	3.6	338	1657	1.2	4.9	221	1631	.8	3.9	89	968	.3	4.6
WI '05	196	2696	.7	4.2	247	1433	.9	3.4	384	1423	1.3	5.4	237	1691	.8	4.1	87	849	.3	5.1
FA '04	185	2976	.6	3.9	204	1413	.7	2.8	300	1471	1.0	4.2	250	1746	.9	4.4	97	748	.3	5.7
SU '04	192	2752	.7	4.0	211	1465	.7	3.0	335	1512	1.2	4.7	244	1430	.8	4.3	93	676	.3	4.5
4-Book	192	2831	.7	4.1	231	1487	.8	3.2	339	1516	1.2	4.8	238	1625	.8	4.2	92	810	.3	5.0
SP '04	188	2836	.7	3.9	241	1543	.8	3.3	358	1581	1.2	4.9	229	1433	.8	3.9	75	865	.3	3.9
KVIZ-FM																				
SP '05	27	306	.1	.6	29	150	.1	.4	37	181	.1	.5	31	126	.1	.5	12	86	.6	
WI '05	36	564	.1	.8	33	143	.1	.5	65	342	.2	.9	47	317	.2	.8	13	125	.8	
FA '04	21	364	.1	.4	26	158	.1	.4	38	221	.1	.5	23	209	.1	.4	4	48	.2	
SU '04	38	634	.1	.8	38	308	.1	.5	61	394	.2	.9	52	312	.2	.9	10	129	.5	
4-Book	31	467	.1	.7	32	190	.1	.5	50	285	.2	.7	38	241	.2	.7	10	97	.5	
SP '04	17	397	.1	.3	12	132		.2	22	225	.1	.3	25	233	.1	.4	14	72	.7	
KWVE-FM																				
SP '05	34	609	.1	.7	70	322	.2	1.0	41	267	.1	.6	29	278	.1	.5	28	199	.1	1.5
WI '05	20	504	.1	.4	30	278	.1	.4	26	211	.1	.4	23	197	.1	.4	3	67	.2	
FA '04	29	792	.1	.6	65	485	.2	.9	42	383	.1	.6	30	323	.1	.5	9	148	.5	
SU '04	17	492	.1	.4	24	257	.1	.3	15	180	.1	.2	25	270	.1	.4	9	184	.4	
4-Book	25	599	.1	.5	47	336	.2	.7	31	260	.1	.5	27	267	.1	.5	12	150	.7	
SP '04	35	660	.1	.7	69	404	.2	.9	43	266	.1	.6	47	365	.2	.8	6	119	.3	
KXOL-FM																				
SP '05	109	1820	.4	2.3	107	753	.4	1.5	174	1006	.6	2.5	127	921	.4	2.2	61	649	.2	3.2
WI '05	119	1978	.4	2.5	133	1007	.5	1.9	188	1211	.6	2.6	162	1085	.6	2.8	40	586	.1	2.3
FA '04	103	1758	.4	2.2	125	867	.4	1.7	181	1094	.6	2.5	131	884	.5	2.3	29	289	.1	1.7
SU '04	107	1607	.4	2.2	160	835	.6	2.3	172	913	.6	2.4	95	854	.3	1.7	42	464	.1	2.0
4-Book	110	1791	.4	2.3	131	866	.5	1.9	179	1056	.6	2.5	129	936	.5	2.3	43	497	.1	2.3
SP '04	101	1735	.3	2.1	142	773	.5	1.9	133	1014	.5	1.8	99	865	.3	1.7	38	470	.1	2.0
KYSR-FM																				
SP '05	141	4196	.5	3.0	266	2010	.9	3.7	160	1747	.6	2.3	187	2306	.6	3.3	53	1088	.2	2.8
WI '05	189	4233	.7	4.0	306	2078	1.1	4.3	307	2051	1.1	4.3	267	2436	.9	4.6	51	878	.2	3.0
FA '04	162	4241	.6	3.4	334	2252	1.2	4.5	223	2011	.8	3.1	205	2177	.7	3.6	54	974	.2	3.2
SU '04	149	4215	.5	3.1	234	2003	.8	3.3	228	2266	.8	3.2	187	2284	.6	3.3	41	818	.1	2.0
4-Book	160	4221	.6	3.4	285	2086	1.0	4.0	230	2019	.8	3.2	212	2301	.7	3.7	50	940	.2	2.8
SP '04	185	4061	.6	3.8	333	2080	1.2	4.5	297	2115	1.0	4.1	249	2339	.9	4.2	35	890	.1	1.8
KZLA-FM																				
SP '05	98	2037	.3	2.1	155	1270	.5	2.1	137	1094	.5	2.0	153	1230	.5	2.7	29	661	.1	1.5
WI '05	122	2302	.4	2.6	183	1442	.6	2.6	179	1224	.6	2.5	177	1519	.6	3.0	39	610	.1	2.3
FA '04	129	2191	.4	2.7	192	1249	.7	2.6	217	1275	.7	3.0	174	1437	.6	3.1	27	513	.1	1.6
SU '04	111	2277	.4	2.3	184	1323	.6	2.6	143	1216	.5	2.0	164	1461	.6	2.9	32	635	.1	1.5
4-Book	115	2202	.4	2.4	179	1321	.6	2.5	169	1202	.6	2.4	167	1412	.6	2.9	32	605	.1	1.7
SP '04	155	2409	.5	3.2	234	1322	.8	3.2	232	1350	.8	3.2	228	1628	.8	3.9	50	733	.2	2.6

** Station(s) not reported this survey.

* Listener estimates adjusted for reported broadcast schedule.

+ Station(s) changed call letters - see Page 13.

4-Book: Avg. of current and previous 3 surveys.
2-Book: Avg. of most recent 2 surveys.

Target Listener Trends

Target Listener Trends - Women 25-54

Women 25-54																				
Monday-Sunday 6AM-MID				Monday-Friday 6AM-10AM				Monday-Friday 10AM-3PM				Monday-Friday 3PM-7PM				Monday-Friday 7PM-MID				
AQH (00)	Cume (00)	AQH Rtg	AQH Shr	AQH (00)	Cume (00)	AQH Rtg	AQH Shr	AQH (00)	Cume (00)	AQH Rtg	AQH Shr	AQH (00)	Cume (00)	AQH Rtg	AQH Shr	AQH (00)	Cume (00)	AQH Rtg	AQH Shr	
XTRA-AM																				
SP '05	9	296	.2	13	119	.2	.1	11	147	.2	.1	16	181	.1	.3	4	70	.2	.2	
WI '05	4	183	.1	7	87	.1	.1	6	25	.1	.1	6	92	.1	.1	3	41	.2	.2	
FA '04	1	82			12			2	47			1	34							
SU '04	1	85			11			2	30			1	33							
4-Book	4	162	.1	5	57	.1	.1	5	62	.1	.1	6	85	.1	.1	2	28	.1	.1	
SP '04	6	135	.1	8	54	.1	.1	9	38	.1	.1	6	62	.1	.1	2	36	.1	.1	
KGGI-FM																				
SP '05	19	765	.1	.4	22	273	.1	.3	20	208	.1	.3	31	377	.1	.5	13	255	.7	.2
WI '05	20	778	.1	.4	24	359	.1	.3	33	290	.1	.5	25	383	.1	.4	4	141	.4	.2
FA '04	9	450	.2	.2	14	191	.2	.2	15	188	.1	.2	3	94	.1	.1	6	60	.4	.4
SU '04	10	524	.2	.2	6	112	.1	.1	14	201	.2	.2	12	184	.2	.2	9	113	.4	.4
4-Book	15	629	.1	.3	17	234	.1	.2	21	222	.1	.3	18	260	.1	.3	8	142	.4	.4
SP '04	19	706	.1	.4	18	206	.1	.2	34	340	.1	.5	19	313	.1	.3	7	161	.4	.4
KOLA-FM																				
SP '05	9	331	.2	.2	10	97	.1	.1	15	95	.1	.2	10	182	.2	.2	2	51	.1	.1
WI '05	**	**	**	**	**	**	**	**	**	**	**	**	**	**	**	**	**	**	**	**
FA '04	**	**	**	**	**	**	**	**	**	**	**	**	**	**	**	**	**	**	**	**
SU '04	**	**	**	**	**	**	**	**	**	**	**	**	**	**	**	**	**	**	**	**
4-Book	**	**	**	**	**	**	**	**	**	**	**	**	**	**	**	**	**	**	**	**
SP '04	**	**	**	**	**	**	**	**	**	**	**	**	**	**	**	**	**	**	**	**
TOTALS																				
SP '05	4737	27989	16.4		7233	24624	25.0		6941	22867	24.0		5672	23529	19.6		1925	14743	6.6	
WI '05	4681	27921	16.2		7161	24723	24.7		7113	22654	24.6		5837	23814	20.2		1710	13514	5.9	
FA '04	4724	28091	16.3		7363	25012	25.4		7221	22523	24.9		5644	24127	19.5		1687	13715	5.8	
SU '04	4801	27750	16.6		7031	24306	24.3		7113	22916	24.6		5657	23817	19.6		2087	14942	7.2	
4-Book	4736	27938	16.4		7197	24666	24.9		7097	22740	24.5		5703	23822	19.7		1852	14229	6.4	
SP '04	4860	27805	16.8		7407	24930	25.6		7312	23072	25.3		5863	23545	20.3		1927	14539	6.7	

** Station(s) not reported this survey.

* Listener estimates adjusted for reported broadcast schedule.

+ Station(s) changed call letters - see Page 13.

4-Book: Avg. of current and previous 3 surveys.
2-Book: Avg. of most recent 2 surveys.

Target Listener Estimates

Women 25-54																				
Monday-Friday 6AM-7PM				Weekend 6AM-MID				Saturday 6AM-10AM				Saturday 10AM-3PM				Saturday 3PM-7PM				
AQH (00)	Cume (00)	AQH Rtg	AQH Shr	AQH (00)	Cume (00)	AQH Rtg	AQH Shr	AQH (00)	Cume (00)	AQH Rtg	AQH Shr	AQH (00)	Cume (00)	AQH Rtg	AQH Shr	AQH (00)	Cume (00)	AQH Rtg	AQH Shr	
KABC-AM																				
SP '05	51	594	.2	.8	18	249	.1	.6	24	92	.1	.7	36	104	.1	.6	28	66	.1	.8
4-Book	78	914	.3	1.2	17	320	.1	.6	18	79	.1	.5	31	110	.1	.6	27	89	.1	.7
KAZN-AM																				
SP '05	32	235	.1	.5	8	145	.2	.2	7	30	.2	.2	9	49	.2	.2	5	19	.1	.1
4-Book	**	**	**	**	**	**	**	**	**	**	**	**	**	**	**	**	**	**	**	**
KBIG-FM																				
SP '05	194	2737	.7	2.9	77	1338	.3	2.4	65	233	.2	1.8	115	450	.4	2.0	99	387	.3	2.7
4-Book	259	2807	.9	3.9	80	1426	.3	2.5	65	283	.2	1.8	114	473	.4	2.1	111	435	.4	3.0
KBUA-FM																				
SP '05	51	389	.2	.8	20	261	.1	.6	51	125	.2	1.4	48	150	.2	.8	13	25	.4	.4
4-Book	46	345	.2	.7	23	215	.1	.7	33	84	.1	.9	42	102	.2	.7	28	80	.1	.8
KBUE-FM																				
SP '05	120	1170	.4	1.8	67	795	.2	2.1	93	231	.3	2.6	176	455	.6	3.1	76	206	.3	2.1
4-Book	134	1341	.5	2.0	79	812	.3	2.5	95	242	.3	2.7	153	416	.6	2.8	94	266	.3	2.5
KCBS-FM																				
SP '05	225	3244	.8	3.4	123	1955	.4	3.8	121	514	.4	3.3	281	960	1.0	4.9	141	572	.5	3.9
4-Book	137	2473	.5	2.1	81	1480	.3	2.5	72	315	.3	2.0	163	660	.6	2.9	101	422	.4	2.7
+KDAY-FM																				
SP '05	57	1123	.2	.9	41	672	.1	1.3	26	107	.1	.7	90	266	.3	1.6	65	223	.2	1.8
4-Book	56	926	.2	.9	44	580	.2	1.4	40	141	.1	1.1	84	244	.3	1.5	61	188	.2	1.6
KDLD-FM																				
SP '05	41	508	.1	.6	16	240	.1	.5	21	90	.1	.6	27	80	.1	.5	24	101	.1	.7
4-Book	30	459	.1	.4	12	247	.1	.4	14	60	.1	.4	17	76	.1	.3	20	86	.1	.6
KDLE-FM																				
SP '05	19	449	.1	.3	9	260	.3	.3	6	33	.2	.2	16	85	.1	.3	12	64	.3	.3
4-Book	32	376	.1	.5	13	200	.4	.4	7	19	.2	.2	27	75	.1	.5	16	53	.1	.4
KEBN-FM																				
SP '05	25	239	.1	.4	12	101	.4	.4	17	42	.1	.5	28	72	.1	.5	7	43	.2	.2
4-Book	**	**	**	**	**	**	**	**	**	**	**	**	**	**	**	**	**	**	**	**
KFI -AM																				
SP '05	197	1800	.7	3.0	34	642	.1	1.0	40	204	.1	1.1	44	216	.2	.8	21	71	.1	.6
4-Book	235	2186	.8	3.5	57	773	.2	1.8	117	335	.4	3.3	92	312	.4	1.7	33	111	.1	.9
KFSH-FM																				
SP '05	69	813	.2	1.0	41	582	.1	1.3	57	208	.2	1.6	62	221	.2	1.1	44	137	.2	1.2
4-Book	84	952	.3	1.2	45	658	.2	1.4	40	163	.1	1.1	71	261	.3	1.3	49	163	.2	1.3
KFWB-AM																				
SP '05	71	1536	.2	1.1	22	528	.1	.7	39	219	.1	1.1	49	214	.2	.9	20	101	.1	.5
4-Book	65	1570	.2	1.0	22	556	.1	.7	29	156	.1	.9	38	198	.2	.7	23	125	.1	.6
KHHT-FM																				
SP '05	226	2571	.8	3.4	145	1661	.5	4.5	130	391	.4	3.6	224	653	.8	3.9	184	504	.6	5.1
4-Book	237	2445	.8	3.5	138	1605	.5	4.3	112	363	.4	3.1	201	650	.7	3.6	157	469	.5	4.2
KHJ -AM																				
SP '05	53	346	.2	.8	34	276	.1	1.0	67	118	.2	1.9	49	95	.2	.9	63	112	.2	1.7
4-Book	39	353	.1	.6	21	244	.1	.6	45	101	.2	1.3	34	86	.1	.6	22	48	.1	.6
KIIS-FM																				
SP '05	376	5475	1.3	5.7	192	2918	.7	5.9	158	643	.5	4.4	367	1390	1.3	6.4	224	854	.8	6.1
4-Book	283	4673	1.0	4.3	153	2749	.6	4.8	142	565	.5	4.0	268	1136	1.0	4.9	177	740	.6	4.7
KVVS-FM																				
SP '05	7	155	.1	.1	3	80	.1	.1	2	12	.1	.1	5	36	.1	.1	4	30	.1	.1
4-Book	9	147	.2	.2	4	60	.1	.1	3	18	.1	.1	6	27	.1	.1	3	17	.1	.1

** Station(s) not reported this survey.

* Listener estimates adjusted for reported broadcast schedule.

+ Station(s) changed call letters - see Page 13.

4-Book: Avg. of current and previous 3 surveys.
2-Book: Avg. of most recent 2 surveys.

Target Listener Estimates

Women 25-54																				
Monday-Friday 6AM-7PM				Weekend 6AM-MID				Saturday 6AM-10AM				Saturday 10AM-3PM				Saturday 3PM-7PM				
AQH (00)	Cume (00)	AQH Rtg	AQH Shr	AQH (00)	Cume (00)	AQH Rtg	AQH Shr	AQH (00)	Cume (00)	AQH Rtg	AQH Shr	AQH (00)	Cume (00)	AQH Rtg	AQH Shr	AQH (00)	Cume (00)	AQH Rtg	AQH Shr	
KJLH-FM																				
SP '05	132	1082	.5	2.0	112	1148	.4	3.4	49	162	.2	1.4	127	336	.4	2.2	79	196	.3	2.2
4-Book	133	1236	.5	2.0	115	1084	.4	3.6	72	208	.3	2.0	127	329	.4	2.3	87	259	.3	2.3
KKBT-FM																				
SP '05	199	2560	.7	3.0	97	1438	.3	3.0	55	215	.2	1.5	169	629	.6	2.9	104	344	.4	2.9
4-Book	186	2500	.6	2.8	87	1327	.3	2.8	88	268	.3	2.5	143	531	.5	2.6	121	394	.4	3.3
KKLA-FM																				
SP '05	35	573	.1	.5	5	123		.2	4	27		.1	5	54		.1	2	12		.1
4-Book	47	623	.2	.7	10	197		.3	10	46		.3	12	59		.2	12	34		.3
KLAC-AM																				
SP '05	7	86		.1	2	59		.1					4	13		.1	5	28		.1
4-Book	17	234	.1	.3	4	102		.2	3	10		.1	8	39		.1	8	36		.2
KLAX-FM																				
SP '05	290	2286	1.0	4.4	163	1626	.6	5.0	374	692	1.3	10.4	259	702	.9	4.5	155	431	.5	4.3
4-Book	287	2317	1.0	4.3	161	1595	.6	5.1	341	675	1.2	9.5	250	719	.9	4.5	147	381	.5	4.0
KLOS-FM																				
SP '05	147	2017	.5	2.2	55	1041	.2	1.7	42	210	.1	1.2	102	365	.4	1.8	63	344	.2	1.7
4-Book	127	1917	.4	1.9	49	970	.2	1.5	44	200	.1	1.3	93	372	.3	1.7	63	279	.2	1.7
KLSX-FM																				
SP '05	162	1266	.6	2.4	13	288		.4	9	35		.2	27	88	.1	.5	16	36	.1	.4
4-Book	164	1443	.6	2.4	17	336	.1	.5	17	53	.1	.5	17	81	.1	.3	22	83	.1	.6
KLTX-AM																				
SP '05	28	240	.1	.4	15	203	.1	.5	43	85	.1	1.2	13	54		.2	3	24		.1
4-Book	62	355	.2	.9	33	274	.1	1.0	57	143	.2	1.6	47	117	.2	.9	33	78	.1	.9
KLVE-FM																				
SP '05	406	3492	1.4	6.1	204	2166	.7	6.3	191	597	.7	5.3	341	1012	1.2	5.9	230	671	.8	6.3
4-Book	362	3390	1.3	5.4	195	2136	.7	6.1	207	650	.7	5.8	341	860	1.2	6.2	226	640	.8	6.1
KLYY-FM																				
SP '05	134	1414	.5	2.0	72	868	.2	2.2	41	131	.1	1.1	140	331	.5	2.4	78	182	.3	2.1
4-Book	129	1270	.5	1.9	73	830	.3	2.3	74	196	.3	2.1	147	373	.5	2.7	84	238	.3	2.2
KMXE-AM																				
SP '05	42	273	.1	.6	13	138		.4	18	40	.1	.5	28	53	.1	.5	12	43		.3
4-Book	**	**	**	**	**	**	**	**	**	**	**	**	**	**	**	**	**	**	**	**
KMZT-FM																				
SP '05	53	1143	.2	.8	43	804	.1	1.3	44	187	.2	1.2	45	207	.2	.8	45	202	.2	1.2
4-Book	61	1043	.2	.9	34	637	.1	1.0	35	129	.1	1.0	40	174	.2	.7	44	168	.2	1.2
KNX -AM																				
SP '05	46	1182	.2	.7	20	582	.1	.6	35	195	.1	1.0	31	261	.1	.5	12	68		.3
4-Book	56	1432	.2	.8	25	646	.1	.8	39	190	.1	1.1	43	222	.2	.8	25	142	.1	.7
KOST-FM																				
SP '05	374	3842	1.3	5.6	121	2031	.4	3.7	137	583	.5	3.8	208	774	.7	3.6	121	530	.4	3.3
4-Book	378	3760	1.3	5.6	139	2011	.5	4.4	138	528	.5	3.9	261	831	.9	4.7	164	657	.6	4.5
KPWR-FM																				
SP '05	159	3090	.5	2.4	101	1891	.3	3.1	110	448	.4	3.0	203	792	.7	3.5	131	571	.5	3.6
4-Book	172	2978	.6	2.6	100	1719	.3	3.1	95	386	.4	2.6	196	751	.7	3.5	136	551	.5	3.7
KRCD-FM																				
SP '05	125	1154	.4	1.9	85	825	.3	2.6	73	258	.3	2.0	147	411	.5	2.6	111	280	.4	3.0
4-Book	126	1159	.4	1.9	75	726	.3	2.3	81	219	.3	2.3	127	307	.4	2.3	98	233	.4	2.7
KRCV-FM																				
SP '05	65	710	.2	1.0	47	537	.2	1.4	53	132	.2	1.5	97	237	.3	1.7	45	145	.2	1.2
4-Book	68	669	.2	1.0	47	480	.2	1.5	59	139	.2	1.7	93	232	.3	1.7	44	120	.2	1.2

Target Listener Estimates - Women 25-54

** Station(s) not reported this survey. * Listener estimates adjusted for reported broadcast schedule. + Station(s) changed call letters - see Page 13. 4-Book: Avg. of current and previous 3 surveys. 2-Book: Avg. of most recent 2 surveys.

Target Listener Estimates

Women 25-54																				
Monday-Friday 6AM-7PM				Weekend 6AM-MID				Saturday 6AM-10AM				Saturday 10AM-3PM				Saturday 3PM-7PM				
AQH (00)	Cume (00)	AQH Rtg	AQH Shr	AQH (00)	Cume (00)	AQH Rtg	AQH Shr	AQH (00)	Cume (00)	AQH Rtg	AQH Shr	AQH (00)	Cume (00)	AQH Rtg	AQH Shr	AQH (00)	Cume (00)	AQH Rtg	AQH Shr	
KRLA-AM																				
SP '05	18	291	.1	.3	2	44	.1					12	44	.2		2	15		.1	
4-Book	34	387	.1	.5	3	61	.1	4	16		.1	7	20	.1		2	11		.1	
KROQ-FM																				
SP '05	203	3024	.7	3.1	84	1693	.3	2.6	81	378	.3	2.2	172	734	.6	3.0	104	549	.4	2.9
4-Book	201	2948	.7	3.0	79	1576	.3	2.5	64	305	.2	1.8	146	659	.5	2.6	106	502	.4	2.8
KRTH-FM																				
SP '05	160	2867	.6	2.4	71	1458	.2	2.2	92	344	.3	2.5	176	670	.6	3.1	69	347	.2	1.9
4-Book	181	2903	.7	2.7	92	1585	.3	2.9	101	381	.3	2.8	163	636	.6	3.0	106	441	.4	2.9
KSCA-FM																				
SP '05	308	2134	1.1	4.6	137	1398	.5	4.2	315	728	1.1	8.7	231	636	.8	4.0	145	386	.5	4.0
4-Book	229	1840	.8	3.4	105	1132	.4	3.3	249	545	.9	7.0	188	551	.7	3.4	94	274	.3	2.6
KSPN-AM																				
SP '05	6	210		.1	11	179		.3				9	34		.2	12	63		.3	
4-Book	6	209		.1	5	124		.2	2	12		.1	7	.38		.2	6	37		.2
KSSE-FM																				
SP '05	159	2035	.5	2.4	89	1271	.3	2.7	135	378	.5	3.7	175	559	.6	3.1	99	360	.3	2.7
4-Book	211	2124	.7	3.2	97	1257	.3	3.0	130	339	.5	3.6	200	583	.7	3.7	110	363	.4	3.0
+KTLK-AM																				
SP '05	30	307	.1	.5	8	183		.2	8	40		.2	11	82		.2	15	62	.1	.4
4-Book	10	137		.2	4	77		.1	3	16		.1	5	30		.1	11	31	.1	.3
KTNO-AM																				
SP '05	33	322	.1	.5	15	186	.1	.5	24	41	.1	.7	35	81	.1	.6	15	29	.1	.4
4-Book	50	471	.2	.8	15	205	.1	.5	20	52	.1	.6	27	72	.1	.5	13	35	.1	.4
KTVV-FM																				
SP '05	278	2490	1.0	4.2	115	1579	.4	3.5	101	337	.3	2.8	208	627	.7	3.6	113	347	.4	3.1
4-Book	275	2415	1.0	4.1	113	1436	.4	3.5	89	334	.3	2.5	207	633	.7	3.7	144	449	.5	3.9
KWIZ-FM																				
SP '05	33	264	.1	.5	28	178	.1	.9	7	27		.2	42	68	.1	.7	33	68	.1	.9
4-Book	41	397	.2	.6	27	242	.1	.9	25	65	.1	.7	48	112	.2	.9	40	92	.1	1.0
KWVE-FM																				
SP '05	46	475	.2	.7	17	269	.1	.5	16	71	.1	.4	29	94	.1	.5	26	108	.1	.7
4-Book	35	506	.2	.5	17	254	.1	.5	27	89	.1	.8	21	72	.1	.4	14	59	.1	.4
KXDL-FM																				
SP '05	139	1448	.5	2.1	89	1008	.3	2.7	83	263	.3	2.3	178	462	.6	3.1	99	305	.3	2.7
4-Book	149	1569	.5	2.2	86	899	.3	2.7	104	273	.4	2.9	158	390	.5	2.9	100	260	.3	2.7
KYSR-FM																				
SP '05	201	3614	.7	3.0	94	1648	.3	2.9	48	286	.2	1.3	194	793	.7	3.4	118	457	.4	3.2
4-Book	241	3727	.9	3.6	91	1863	.3	2.9	72	373	.3	2.0	177	856	.6	3.2	115	509	.4	3.1
KZLA-FM																				
SP '05	148	1878	.5	2.2	56	971	.2	1.7	81	353	.3	2.2	93	426	.3	1.6	64	247	.2	1.8
4-Book	172	1978	.6	2.6	72	1177	.3	2.3	70	337	.3	2.0	146	600	.5	2.6	91	366	.3	2.5
XTRA-AM																				
SP '05	13	268		.2	4	109		.1					3	35		.1				
4-Book	5	131		.1	2	61		.1					2	16			1	9		
KGGI-FM																				
SP '05	24	573	.1	.4	16	291	.1	.5	25	51	.1	.7	21	137	.1	.4	20	98	.1	.5
4-Book	19	491	.1	.3	13	263	.1	.4	13	39	.1	.4	21	116	.1	.4	13	75	.1	.4
KOLA-FM																				
SP '05	12	279		.2	10	173		.3	12	52		.3	10	70		.2	11	76		.3
4-Book	**	**	**	**	**	**	**	**	**	**	**	**	**	**	**	**	**	**	**	**
TOTALS																				
SP '05	6640	27592	22.9		3254	22467	11.2		3612	10275	12.5		5733	14532	19.8		3643	10023	12.6	
4-Book	6699	27606	23.2		3192	22340	11.0		3577	10042	12.4		5517	14182	19.1		3721	10318	12.9	

** Station(s) not reported this survey.

* Listener estimates adjusted for reported broadcast schedule.

+ Station(s) changed call letters - see Page 13.

4-Book: Avg. of current and previous 3 surveys.
2-Book: Avg. of most recent 2 surveys.

Target Listener Estimates

Women 25-54

	Saturday 7PM-MID				Sunday 6AM-10AM				Sunday 10AM-3PM				Sunday 3PM-7PM				Sunday 7PM-MID			
	AQH (00)	Cume (00)	AQH Rtg	AQH Shr	AQH (00)	Cume (00)	AQH Rtg	AQH Shr	AQH (00)	Cume (00)	AQH Rtg	AQH Shr	AQH (00)	Cume (00)	AQH Rtg	AQH Shr	AQH (00)	Cume (00)	AQH Rtg	AQH Shr
KABC-AM																				
SP '05	3	13		.1	14	60		.6	17	69	.1	.4	21	59	.1	.7	2	13		.1
4-Book	6	32		.3	11	56		.5	22	101	.1	.6	17	75	.1	.6	8	41		.5
KAZN-AM																				
SP '05	4	19		.2	7	30		.3	11	49		.3	15	69	.1	.5	4	19		.3
4-Book	**	**	**	**	**	**	**	**	**	**	**	**	**	**	**	**	**	**	**	**
KBIG-FM																				
SP '05	90	290	.3	4.5	16	108	.1	.7	111	448	.4	2.7	92	325	.3	3.0	22	135	.1	1.5
4-Book	93	295	.3	4.8	29	163	.1	1.3	100	399	.4	2.5	84	350	.3	2.9	38	161	.1	2.6
KBUA-FM																				
SP '05	3	25		.1	21	40	.1	.9	13	58		.3	8	26		.3	5	13		.3
4-Book	5	29		.2	24	53	.1	1.1	31	79	.1	.8	12	30		.4	9	21		.6
KBUE-FM																				
SP '05	15	99	.1	.7	25	102	.1	1.1	62	240	.2	1.5	55	191	.2	1.8	31	83	.1	2.1
4-Book	39	125	.2	2.1	41	134	.2	1.8	92	263	.3	2.3	71	206	.3	2.5	43	122	.1	3.0
KCBS-FM																				
SP '05	43	290	.1	2.1	68	308	.2	2.9	168	769	.6	4.1	111	454	.4	3.6	38	182	.1	2.5
4-Book	35	196	.1	1.8	40	169	.2	1.7	119	567	.4	2.9	99	383	.4	3.3	19	119	.1	1.2
+KDAY-FM																				
SP '05	27	130	.1	1.3	18	77	.1	.8	56	230	.2	1.4	40	152	.1	1.3	7	43		.5
4-Book	32	120	.1	1.6	20	69	.1	.9	51	183	.2	1.2	41	137	.1	1.4	18	66	.1	1.1
KDLD-FM																				
SP '05	5	30		.2	18	51	.1	.8	29	112	.1	.7	5	32		.2	1	29		.1
4-Book	9	44		.5	9	31		.4	14	76		.4	12	60		.4	4	24		.3
KDLE-FM																				
SP '05	2	15		.1	4	15		.2	13	112		.3	21	87	.1	.7				
4-Book	3	20		.2	4	17		.2	19	84	.1	.5	21	64	.1	.7	4	19		.3
KEBN-FM																				
SP '05	6	15		.3	15	58	.1	.6	17	42	.1	.4					3	15		.2
4-Book	**	**	**	**	**	**	**	**	**	**	**	**	**	**	**	**	**	**	**	**
KFI -AM																				
SP '05	29	98	.1	1.4	65	182	.2	2.8	31	128	.1	.8	20	95	.1	.7	24	106	.1	1.6
4-Book	37	120	.1	1.9	69	217	.2	3.0	49	203	.2	1.2	29	109	.1	1.0	35	122	.1	2.4
KFSH-FM																				
SP '05	15	112	.1	.7	53	245	.2	2.3	65	380	.2	1.6	22	130	.1	.7	12	46		.8
4-Book	20	104	.1	1.0	61	299	.2	2.7	66	362	.2	1.6	35	131	.1	1.2	18	83	.1	1.3
KFWB-AM																				
SP '05	11	74		.5	11	66		.5	12	99		.3	33	147	.1	1.1	4	28		.3
4-Book	11	84		.5	23	106	.1	1.0	19	126	.1	.5	29	129	.1	1.0	8	40		.5
KHHT-FM																				
SP '05	150	405	.5	7.5	64	206	.2	2.8	147	485	.5	3.6	111	278	.4	3.6	129	358	.4	8.5
4-Book	115	361	.4	6.0	60	236	.2	2.6	133	472	.5	3.3	142	412	.5	4.8	165	394	.6	10.9
KHJ -AM																				
SP '05	3	25		.1	36	78	.1	1.6	37	89	.1	.9	19	31	.1	.6	9	25		.6
4-Book	8	35		.4	23	63	.1	1.0	25	61	.1	.6	9	22		.3	5	16		.3
KIIS-FM																				
SP '05	102	400	.4	5.1	121	581	.4	5.2	252	981	.9	6.2	228	707	.8	7.5	75	380	.3	5.0
4-Book	90	407	.4	4.8	103	413	.4	4.4	223	944	.8	5.5	154	559	.6	5.2	59	271	.2	4.1
KVVS-FM																				
SP '05	8	27		.4	2	12		.1					1	11						
4-Book	4	16		.2	1	9		.1	5	11		.1	6	20		.2	3	5		.2

Target Listener Estimates - Women 25-54

** Station(s) not reported this survey.

* Listener estimates adjusted for reported broadcast schedule.

+ Station(s) changed call letters - see Page 13.

4-Book: Avg. of current and previous 3 surveys.
2-Book: Avg. of most recent 2 surveys.

Target Listener Estimates

Women 25-54																				
Saturday 7PM-MID				Sunday 6AM-10AM				Sunday 10AM-3PM				Sunday 3PM-7PM				Sunday 7PM-MID				
AQH (00)	Cume (00)	AQH Rtg	AQH Shr	AQH (00)	Cume (00)	AQH Rtg	AQH Shr	AQH (00)	Cume (00)	AQH Rtg	AQH Shr	AQH (00)	Cume (00)	AQH Rtg	AQH Shr	AQH (00)	Cume (00)	AQH Rtg	AQH Shr	
KJLH-FM																				
SP '05	51	140	.2	2.5	124	399	.4	5.4	200	587	.7	4.9	203	437	.7	6.7	61	165	.2	4.0
4-Book	60	187	.2	3.0	126	371	.4	5.4	223	609	.8	5.5	171	385	.6	5.8	52	162	.2	3.5
KKBT-FM																				
SP '05	47	236	.2	2.3	92	278	.3	4.0	132	500	.5	3.2	122	423	.4	4.0	52	269	.2	3.4
4-Book	50	219	.2	2.7	87	252	.3	3.8	91	360	.3	2.2	80	283	.3	2.7	45	187	.2	3.0
KKLA-FM																				
SP '05					14	67		.6	11	70		.3	2	13		.1	2	14		.1
4-Book	4	14		.2	24	99	.1	1.0	13	77		.3	8	32		.3	4	20		.2
KLAC-AM																				
SP '05									5	15		.1	2	19		.1				
4-Book	3	27		.2	2	12		.1	5	17		.1	4	18		.2	2	13		.2
KLAX-FM																				
SP '05	80	191	.3	4.0	64	230	.2	2.8	171	512	.6	4.2	146	418	.5	4.8	75	256	.3	5.0
4-Book	69	210	.2	3.6	141	313	.5	6.0	181	510	.7	4.5	124	341	.4	4.2	60	188	.2	4.1
KLOS-FM																				
SP '05	25	101	.1	1.2	36	123	.1	1.6	89	271	.3	2.2	52	167	.2	1.7	27	122	.1	1.8
4-Book	33	138	.1	1.7	22	103	.1	1.0	67	271	.2	1.7	48	172	.2	1.6	18	90	.1	1.2
KLSX-FM																				
SP '05	6	26		.3	11	72		.5	25	111	.1	.6	4	28		.1	4	32		.3
4-Book	5	22		.2	22	87	.1	1.0	35	129	.2	.9	11	45	.1	.4	6	35		.4
KLTX-AM																				
SP '05	5	43		.2	38	105	.1	1.6	18	57	.1	.4	9	15		.3	1	12		.1
4-Book	10	33		.5	56	133	.2	2.4	35	103	.2	.9	21	43	.1	.7	10	26	.1	.7
KLVE-FM																				
SP '05	155	542	.5	7.7	136	425	.5	5.9	301	810	1.0	7.3	151	435	.5	5.0	105	371	.4	6.9
4-Book	140	451	.5	7.4	147	417	.5	6.4	250	728	.9	6.2	146	404	.5	5.0	89	337	.3	5.9
KLYY-FM																				
SP '05	37	141	.1	1.8	55	177	.2	2.4	119	232	.4	2.9	63	156	.2	2.1	35	170	.1	2.3
4-Book	36	124	.1	1.9	43	151	.2	1.8	109	262	.4	2.7	65	173	.2	2.2	20	90	.1	1.3
KMXE-AM																				
SP '05	19	54	.1	.9	10	15		.4	3	28		.1					11	40		.7
4-Book	**	**	**	**	**	**	**	**	**	**	**	**	**	**	**	**	**	**	**	**
KMZT-FM																				
SP '05	25	140	.1	1.2	48	192	.2	2.1	58	199	.2	1.4	43	134	.1	1.4	35	176	.1	2.3
4-Book	30	127	.1	1.6	29	124	.1	1.3	33	169	.1	.8	31	114	.1	1.1	26	113	.1	1.8
KNX -AM																				
SP '05	7	59		.3	21	124	.1	.9	30	126	.1	.7	9	49		.3	17	99	.1	1.1
4-Book	11	57		.6	30	142	.1	1.3	30	173	.1	.8	12	83		.4	11	78		.7
KOST-FM																				
SP '05	115	444	.4	5.7	97	367	.3	4.2	102	450	.4	2.5	100	434	.3	3.3	80	316	.3	5.3
4-Book	97	380	.4	5.1	86	328	.3	3.7	157	578	.6	3.9	122	444	.4	4.2	73	328	.3	4.9
KPWR-FM																				
SP '05	81	351	.3	4.0	36	185	.1	1.6	95	493	.3	2.3	89	403	.3	2.9	57	205	.2	3.8
4-Book	76	336	.3	3.9	52	222	.2	2.3	104	474	.4	2.6	94	392	.3	3.2	43	164	.1	2.9
KRCD-FM																				
SP '05	57	232	.2	2.8	69	190	.2	3.0	106	293	.4	2.6	49	192	.2	1.6	61	177	.2	4.0
4-Book	48	165	.2	2.5	52	133	.2	2.3	94	262	.3	2.4	65	166	.2	2.2	38	130	.2	2.7
KRCV-FM																				
SP '05	38	116	.1	1.9	43	175	.1	1.9	54	216	.2	1.3	13	50		.4	25	62	.1	1.7
4-Book	35	94	.1	1.9	26	86	.1	1.2	45	136	.2	1.1	33	101	.1	1.2	34	86	.1	2.2

** Station(s) not reported this survey.

* Listener estimates adjusted for reported broadcast schedule.

+ Station(s) changed call letters - see Page 13.

4-Book: Avg. of current and previous 3 surveys.
2-Book: Avg. of most recent 2 surveys.

Target Listener Estimates

Target Listener Estimates - Women 25-54

Women 25-54																				
Saturday 7PM-MID				Sunday 6AM-10AM				Sunday 10AM-3PM				Sunday 3PM-7PM				Sunday 7PM-MID				
AQH (00)	Cume (00)	AQH Rtg	AQH Shr	AQH (00)	Cume (00)	AQH Rtg	AQH Shr	AQH (00)	Cume (00)	AQH Rtg	AQH Shr	AQH (00)	Cume (00)	AQH Rtg	AQH Shr	AQH (00)	Cume (00)	AQH Rtg	AQH Shr	
KRLA-AM																				
SP '05																3	15		.2	
4-Book	4	12		.2	1	4		.1	2	8					4	11		.3		
KROQ-FM																				
SP '05	62	257	.2	3.1	31	151	.1	1.3	88	494	.3	2.1	91	436	.3	3.0	35	258	.1	2.3
4-Book	50	261	.2	2.6	37	162	.1	1.6	112	479	.4	2.8	74	340	.3	2.5	35	226	.1	2.2
KRTH-FM																				
SP '05	30	119	.1	1.5	22	92	.1	1.0	80	387	.3	2.0	55	269	.2	1.8	31	118	.1	2.1
4-Book	42	217	.1	2.2	63	234	.3	2.7	127	486	.5	3.2	91	322	.3	3.1	37	167	.1	2.5
KSCA-FM																				
SP '05	49	225	.2	2.4	130	345	.4	5.6	120	394	.4	2.9	85	286	.3	2.8	44	121	.2	2.9
4-Book	41	155	.2	2.1	95	267	.3	4.1	96	307	.3	2.4	57	171	.2	2.0	31	103	.1	2.1
KSPN-AM																				
SP '05	21	29	.1	1.0	4	17		.2	25	112	.1	.6	15	60	.1	.5				
4-Book	6	15		.3	2	7		.1	9	42		.2	6	26		.2	2	8		.1
KSSE-FM																				
SP '05	39	166	.1	1.9	59	153	.2	2.6	115	316	.4	2.8	73	242	.3	2.4	20	102	.1	1.3
4-Book	55	221	.2	2.9	64	161	.2	2.8	108	365	.4	2.7	65	198	.2	2.2	37	129	.2	2.7
+KTLK-AM																				
SP '05	4	46		.2	2	14		.1	10	53		.2	9	31		.3	3	13		.2
4-Book	1	12		.1	1	6			5	26		.1	4	18		.1	1	7		.1
KTNO-AM																				
SP '05	13	56		.6	7				8	15		.2	6	12		.2	13	42		.9
4-Book	9	30		.5	12	41		.1	.5	20		.5	2	6		.1	9	34		.7
KTWV-FM																				
SP '05	98	278	.3	4.9	79	287	.3	3.4	141	470	.5	3.4	100	260	.3	3.3	63	221	.2	4.2
4-Book	93	319	.3	4.9	64	230	.3	2.8	136	472	.5	3.3	100	291	.3	3.4	56	203	.2	3.8
KWIZ-FM																				
SP '05	10	29		.5	39	58	.1	1.7	41	128	.1	1.0	34	41	.1	1.1	21	66	.1	1.4
4-Book	8	33		.4	19	46	.1	.8	34	93	.1	.8	28	62	.1	1.0	16	47	.1	1.1
KWVE-FM																				
SP '05	15	67	.1	.7	8	55		.3	16	46	.1	.4	17	62	.1	.6	9	29		.6
4-Book	6	26		.3	16	71		.1	.7	29		.7	16	43	.1	.6	7	18		.5
KXOL-FM																				
SP '05	77	261	.3	3.8	44	129	.2	1.9	89	212	.3	2.2	87	220	.3	2.9	48	169	.2	3.2
4-Book	49	170	.2	2.5	56	180	.2	2.4	96	269	.3	2.4	84	195	.3	2.9	39	127	.2	2.6
KYSR-FM																				
SP '05	72	313	.2	3.6	49	222	.2	2.1	142	631	.5	3.5	88	406	.3	2.9	27	132	.1	1.8
4-Book	53	263	.2	2.7	45	228	.2	2.0	134	684	.5	3.3	87	408	.3	3.0	39	196	.2	2.7
KZLA-FM																				
SP '05	13	105		.6	48	223	.2	2.1	75	385	.3	1.8	65	252	.2	2.1	18	113	.1	1.2
4-Book	30	158	.1	1.7	49	255	.2	2.2	97	437	.3	2.4	75	275	.3	2.6	18	87	.1	1.2
XTRA-AM																				
SP '05									8	32		.2	17	74	.1	.6	3	12		.2
4-Book	1	7		.1	1	8			3	19		.1	5	22		.2	1	3		.1
KGGI-FM																				
SP '05	4	42		.2	3	13		.1	6	27		.1	18	44	.1	.6	29	70	.1	1.9
4-Book	4	33		.2	3	15		.1	10	43		.3	15	51	.1	.5	19	52	.1	1.3
KOLA-FM																				
SP '05	6	42		.3	14	32		.6	15	80	.1	.4	7	39		.2	3	26		.2
4-Book	**	**	**	**	**	**	**	**	**	**	**	**	**	**	**	**	**	**	**	**
TOTALS																				
SP '05	2001	6701	6.9		2313	7282	8.0		4097	11463	14.1		3042	8513	10.5		1512	5062	5.2	
4-Book	1904	6345	6.6		2317	7155	8.0		4041	11453	14.0		2932	8071	10.1		1477	4861	5.1	

** Station(s) not reported this survey.

* Listener estimates adjusted for reported broadcast schedule.

+ Station(s) changed call letters - see Page 13.

4-Book: Avg. of current and previous 3 surveys.
2-Book: Avg. of most recent 2 surveys.

Target Listener Trends

Women 35-64																				
Monday-Sunday 6AM-MID				Monday-Friday 6AM-10AM				Monday-Friday 10AM-3PM				Monday-Friday 3PM-7PM				Monday-Friday 7PM-MID				
AQH (00)	Cume (00)	AQH Rtg	AQH Shr	AQH (00)	Cume (00)	AQH Rtg	AQH Shr	AQH (00)	Cume (00)	AQH Rtg	AQH Shr	AQH (00)	Cume (00)	AQH Rtg	AQH Shr	AQH (00)	Cume (00)	AQH Rtg	AQH Shr	
KABC-AM																				
SP '05	83	1237	.3	2.1	113	609	.4	1.8	132	714	.5	2.3	124	868	.5	2.6	40	392	.2	2.6
WI '05	81	1460	.3	2.0	123	895	.5	2.0	144	897	.6	2.4	125	892	.5	2.5	28	389	.1	1.9
FA '04	88	1542	.3	2.2	102	763	.4	1.6	157	1013	.6	2.5	117	902	.5	2.4	49	477	.2	3.6
SU '04	109	1664	.4	2.7	135	850	.5	2.2	181	827	.7	3.0	156	963	.6	3.4	68	668	.3	4.2
4-Book	90	1476	.3	2.3	118	779	.5	1.9	154	863	.6	2.6	131	906	.5	2.7	46	482	.2	3.1
SP '04	85	1605	.3	2.1	87	750	.4	1.4	134	986	.5	2.2	132	982	.5	2.8	52	449	.2	3.3
KAZN-AM																				
SP '05	19	232	.1	.5	38	172	.2	.6	22	121	.1	.4	31	185	.1	.7	10	48		.7
WI '05	**	**	**	**	**	**	**	**	**	**	**	**	**	**	**	**	**	**	**	**
FA '04	**	**	**	**	**	**	**	**	**	**	**	**	**	**	**	**	**	**	**	**
SU '04	**	**	**	**	**	**	**	**	**	**	**	**	**	**	**	**	**	**	**	**
4-Book	**	**	**	**	**	**	**	**	**	**	**	**	**	**	**	**	**	**	**	**
SP '04	**	**	**	**	**	**	**	**	**	**	**	**	**	**	**	**	**	**	**	**
KBIG-FM																				
SP '05	102	2554	.4	2.6	135	1218	.5	2.2	178	1361	.7	3.0	127	1303	.5	2.7	29	406	.1	1.9
WI '05	131	2410	.5	3.3	173	1117	.7	2.8	246	1326	1.0	4.1	189	1242	.7	3.8	32	392	.1	2.1
FA '04	114	2463	.5	2.8	153	1192	.6	2.4	210	1091	.8	3.4	164	1360	.7	3.4	22	484	.1	1.6
SU '04	155	2675	.6	3.8	195	1227	.8	3.2	321	1533	1.3	5.4	193	1270	.8	4.2	40	595	.2	2.5
4-Book	126	2526	.5	3.1	164	1189	.7	2.7	239	1328	1.0	4.0	168	1294	.7	3.5	31	469	.1	2.0
SP '04	137	2725	.6	3.4	177	1375	.7	2.9	280	1540	1.1	4.7	186	1544	.8	3.9	37	639	.1	2.4
KBUA-FM																				
SP '05	12	199		.3	27	169	.1	.4	19	127	.1	.3	12	93		.3	2	44		.1
WI '05	13	179	.1	.3	22	101	.1	.4	28	94	.1	.5	4	53		.1				
FA '04	18	222	.1	.4	34	144	.1	.5	27	100	.1	.4	16	113	.1	.3	5	72		.4
SU '04	24	270	.1	.6	27	104	.1	.4	46	230	.2	.8	25	178	.1	.5	4	75		.2
4-Book	17	218	.1	.4	28	130	.1	.4	30	138	.1	.5	14	109	.1	.3	3	48		.2
SP '04	26	229	.1	.6	44	129	.2	.7	43	130	.2	.7	25	145	.1	.5	12	73		.8
KBUE-FM																				
SP '05	69	953	.3	1.7	93	487	.4	1.5	128	576	.5	2.2	53	326	.2	1.1	25	178	.1	1.6
WI '05	49	888	.2	1.2	80	383	.3	1.3	83	480	.3	1.4	27	284	.1	.5	21	266	.1	1.4
FA '04	48	847	.2	1.2	58	408	.2	.9	76	531	.3	1.2	49	383	.2	1.0	20	262	.1	1.5
SU '04	74	1053	.3	1.8	116	543	.5	1.9	111	677	.4	1.9	67	505	.3	1.5	37	289	.1	2.3
4-Book	60	935	.3	1.5	87	455	.4	1.4	100	566	.4	1.7	49	375	.2	1.0	26	249	.1	1.7
SP '04	59	964	.2	1.5	64	453	.3	1.0	69	496	.3	1.2	56	448	.2	1.2	48	381	.2	3.0
KCBS-FM																				
SP '05	129	2946	.5	3.2	154	1364	.6	2.5	217	1588	.9	3.7	165	1783	.7	3.5	32	818	.1	2.1
WI '05	82	2412	.3	2.1	88	966	.3	1.4	107	1094	.4	1.8	136	1517	.5	2.7	36	601	.1	2.4
FA '04	78	2186	.3	1.9	83	948	.3	1.3	114	1082	.5	1.8	127	1347	.5	2.6	20	505	.1	1.5
SU '04	67	2560	.3	1.7	68	877	.3	1.1	94	1101	.4	1.6	84	1350	.3	1.8	29	549	.1	1.8
4-Book	89	2526	.4	2.2	98	1039	.4	1.6	133	1216	.6	2.2	128	1499	.5	2.7	29	618	.1	2.0
SP '04	92	2566	.4	2.3	106	1115	.4	1.7	152	1283	.6	2.5	105	1343	.4	2.2	30	672	.1	1.9
+KDAY-FM																				
SP '05	16	456	.1	.4	28	198	.1	.4	22	217	.1	.4	20	207	.1	.4	1	34		.1
WI '05	18	465	.1	.5	22	191	.1	.4	23	149	.1	.4	14	154	.1	.3	12	127		.8
FA '04	8	456		.2	12	174		.2	7	131		.1	13	263	.1	.3	3	84		.2
SU '04	59	727	.2	1.5	62	344	.3	1.0	77	429	.3	1.3	85	425	.3	1.8	22	196	.1	1.4
4-Book	25	526	.1	.7	31	227	.1	.5	32	232	.1	.6	33	262	.2	.7	10	110		.6
SP '04	49	701	.2	1.2	55	345	.2	.9	83	482	.3	1.4	60	389	.2	1.3	15	161	.1	1.0
KDLD-FM																				
SP '05	21	339	.1	.5	18	142	.1	.3	38	213	.2	.6	34	255	.1	.7	5	99		.3
WI '05	11	325		.3	9	116		.1	19	115	.1	.3	17	186	.1	.3	5	132		.3
FA '04	11	261		.3	9	85		.1	20	139	.1	.3	21	175	.1	.4	5	64		.4
SU '04	11	322		.3	4	90		.1	22	145	.1	.4	17	191	.1	.4	4	77		.2
4-Book	14	312		.4	10	108		.2	25	153		.4	22	202		.5	5	93		.3
SP '04	18	313	.1	.4	7	49		.1	22	159	.1	.4	27	165	.1	.6	16	74	.1	1.0

** Station(s) not reported this survey.

* Listener estimates adjusted for reported broadcast schedule.

+ Station(s) changed call letters - see Page 13.

4-Book: Avg. of current and previous 3 surveys.
2-Book: Avg. of most recent 2 surveys.

Target Listener Trends

Women 35-64

Target Listener Trends - Women 35-64

	Monday-Sunday 6AM-MID				Monday-Friday 6AM-10AM				Monday-Friday 10AM-3PM				Monday-Friday 3PM-7PM				Monday-Friday 7PM-MID			
	AQH (00)	Cume (00)	AQH Rtg	AQH Shr	AQH (00)	Cume (00)	AQH Rtg	AQH Shr	AQH (00)	Cume (00)	AQH Rtg	AQH Shr	AQH (00)	Cume (00)	AQH Rtg	AQH Shr	AQH (00)	Cume (00)	AQH Rtg	AQH Shr
	KDLE-FM																			
SP '05	4	264	.1	.1	5	60	.1	.1	5	138	.1	.1	5	157	.1	.1	3	66	.2	.2
WI '05	15	324	.1	.4	22	133	.1	.4	23	187	.1	.4	20	189	.1	.4	3	45	.2	.3
FA '04	7	284	.2	.2	5	97	.1	.1	12	100	.2	.2	6	122	.1	.1	4	41	.1	.2
SU '04	14	207	.1	.3	20	68	.1	.3	23	160	.1	.4	19	138	.1	.4	2	41	.1	.1
4-Book	10	270	.1	.3	13	90	.1	.2	16	146	.1	.3	13	152	.1	.3	3	48	.2	.1
SP '04	6	275	.1	.1	13	186	.1	.2	4	58	.1	.1	10	140	.2	.2	2	101	.1	.1
KEBN-FM																				
SP '05	7	132	.2	.2	9	55	.1	.1	8	77	.1	.1	7	61	.1	.1	7	46	.5	.5
WI '05	**	**	**	**	**	**	**	**	**	**	**	**	**	**	**	**	**	**	**	**
FA '04	**	**	**	**	**	**	**	**	**	**	**	**	**	**	**	**	**	**	**	**
SU '04	**	**	**	**	**	**	**	**	**	**	**	**	**	**	**	**	**	**	**	**
4-Book	**	**	**	**	**	**	**	**	**	**	**	**	**	**	**	**	**	**	**	**
SP '04	**	**	**	**	**	**	**	**	**	**	**	**	**	**	**	**	**	**	**	**
KFI -AM																				
SP '05	167	2547	.7	4.2	257	1485	1.0	4.1	290	1696	1.2	5.0	237	1542	.9	5.0	53	513	.2	3.5
WI '05	211	3121	.8	5.3	372	1914	1.5	6.0	336	2154	1.3	5.6	290	1814	1.2	5.8	50	511	.2	3.4
FA '04	210	2779	.8	5.2	371	1732	1.5	5.9	337	1866	1.3	5.4	306	1656	1.2	6.3	36	424	.1	2.6
SU '04	192	2759	.8	4.8	326	1634	1.3	5.3	324	1738	1.3	5.4	280	1597	1.1	6.1	48	485	.2	3.0
4-Book	195	2802	.8	4.9	332	1691	1.3	5.3	322	1864	1.3	5.4	278	1652	1.1	5.8	47	483	.2	3.1
SP '04	204	3278	.8	5.1	380	1882	1.5	6.2	316	2046	1.3	5.3	278	1806	1.1	5.8	50	432	.2	3.2
KFSH-FM																				
SP '05	46	937	.2	1.2	67	521	.3	1.1	75	455	.3	1.3	54	546	.2	1.1	14	220	.1	.9
WI '05	54	1022	.2	1.4	95	722	.4	1.5	80	556	.3	1.3	60	626	.2	1.2	15	240	.1	1.0
FA '04	63	947	.2	1.5	97	706	.4	1.5	101	545	.4	1.6	63	585	.2	1.3	18	313	.1	1.3
SU '04	49	771	.2	1.2	57	462	.2	.9	96	478	.4	1.6	47	388	.2	1.0	17	204	.1	1.0
4-Book	53	919	.2	1.3	79	603	.3	1.3	88	509	.4	1.5	56	536	.2	1.2	16	244	.1	1.1
SP '04	60	988	.2	1.5	87	720	.4	1.4	61	549	.2	1.0	55	616	.2	1.1	37	385	.1	2.4
KFWB-AM																				
SP '05	69	2243	.3	1.7	147	1410	.6	2.3	72	829	.3	1.2	97	1053	.4	2.1	26	380	.1	1.7
WI '05	49	2014	.2	1.2	99	1060	.4	1.6	40	726	.2	.7	84	1104	.3	1.7	16	414	.1	1.1
FA '04	58	2172	.2	1.4	145	1280	.6	2.3	52	870	.2	.8	68	990	.3	1.4	15	452	.1	1.1
SU '04	63	2332	.3	1.6	127	1301	.5	2.1	73	995	.3	1.2	76	1169	.3	1.7	36	505	.1	2.2
4-Book	60	2190	.3	1.5	130	1263	.5	2.1	59	855	.3	1.0	81	1079	.3	1.7	23	438	.1	1.5
SP '04	40	1633	.2	1.0	81	894	.3	1.3	38	611	.2	.6	40	734	.2	.8	26	348	.1	1.7
KHHT-FM																				
SP '05	108	1889	.4	2.7	132	905	.5	2.1	147	1020	.6	2.5	143	1178	.6	3.0	44	608	.2	2.9
WI '05	116	1842	.5	2.9	162	910	.6	2.6	168	915	.7	2.8	134	1007	.5	2.7	51	611	.2	3.4
FA '04	126	2017	.5	3.1	167	1124	.7	2.6	201	1074	.8	3.2	172	1255	.7	3.5	48	527	.2	3.5
SU '04	126	1944	.5	3.1	126	898	.5	2.1	185	1141	.7	3.1	156	1022	.6	3.4	72	653	.3	4.4
4-Book	119	1923	.5	3.0	147	959	.6	2.4	175	1038	.7	2.9	151	1116	.6	3.2	54	600	.2	3.6
SP '04	118	1625	.5	2.9	159	874	.6	2.6	166	836	.7	2.8	148	900	.6	3.1	57	503	.2	3.6
KHJ -AM																				
SP '05	45	536	.2	1.1	97	279	.4	1.6	50	278	.2	.9	44	185	.2	.9	10	96	.7	.7
WI '05	24	301	.1	.6	48	166	.2	.8	40	169	.2	.7	12	48	.2	.2	7	80	.5	.5
FA '04	36	572	.1	.9	72	332	.3	1.1	69	307	.3	1.1	23	177	.1	.5	5	75	.4	.4
SU '04	27	453	.1	.7	47	228	.2	.8	61	255	.2	1.0	20	154	.1	.4	6	106	.4	.4
4-Book	33	466	.1	.8	66	251	.3	1.1	55	252	.2	.9	25	141	.1	.5	7	89	.5	.5
SP '04	51	634	.2	1.3	85	331	.3	1.4	83	347	.3	1.4	50	271	.2	1.0	9	83	.6	.6
KIIS-FM																				
SP '05	152	3623	.6	3.8	281	2213	1.1	4.5	192	1609	.8	3.3	199	2123	.8	4.2	38	781	.2	2.5
WI '05	108	2820	.4	2.7	181	1599	.7	2.9	117	1004	.5	2.0	158	1649	.6	3.2	38	706	.2	2.6
FA '04	104	3135	.4	2.6	198	1837	.8	3.1	116	1165	.5	1.9	141	1618	.6	2.9	25	616	.1	1.8
SU '04	98	2946	.4	2.4	168	1325	.7	2.8	119	1353	.5	2.0	120	1402	.5	2.6	29	600	.1	1.8
4-Book	116	3131	.5	2.9	207	1744	.8	3.3	136	1283	.6	2.3	155	1698	.6	3.2	33	676	.2	2.2
SP '04	88	2735	.4	2.2	151	1477	.6	2.4	137	1312	.6	2.3	98	1610	.4	2.0	26	535	.1	1.7

** Station(s) not reported this survey.

* Listener estimates adjusted for reported broadcast schedule.

+ Station(s) changed call letters - see Page 13.

4-Book: Avg. of current and previous 3 surveys.
2-Book: Avg. of most recent 2 surveys.

Target Listener Trends

Women 35-64																				
Monday-Sunday 6AM-MID				Monday-Friday 6AM-10AM				Monday-Friday 10AM-3PM				Monday-Friday 3PM-7PM				Monday-Friday 7PM-MID				
AQH (00)	Cume (00)	AQH Rtg	AQH Shr	AQH (00)	Cume (00)	AQH Rtg	AQH Shr	AQH (00)	Cume (00)	AQH Rtg	AQH Shr	AQH (00)	Cume (00)	AQH Rtg	AQH Shr	AQH (00)	Cume (00)	AQH Rtg	AQH Shr	
KVVS-FM																				
SP '05	2	115	.1	3	61			4	70	.1		2	47							
WI '05	5	116	.1	7	109	.1		5	59	.1		6	66	.1		3	22			.2
FA '04	3	93	.1	7	51	.1		4	34	.1		2	50			1	19			.1
SU '04	2	93		4	41	.1		6	81	.1		3	28	.1						
4-Book	3	104	.1	5	66	.1		5	61	.1		3	48	.1		1	10			.1
SP '04	3	132	.1	4	67	.1		1	37			6	64	.1		2	61			.1
KJLH-FM																				
SP '05	99	1244	.4	2.5	166	675	.7	2.7	119	523	.5	2.0	100	644	.4	2.1	38	367	.2	2.5
WI '05	100	1389	.4	2.5	162	771	.6	2.6	113	706	.4	1.9	108	752	.4	2.2	35	390	.1	2.3
FA '04	106	1315	.4	2.6	127	629	.5	2.0	131	668	.5	2.1	116	729	.5	2.4	43	390	.2	3.1
SU '04	138	1557	.6	3.4	193	780	.8	3.2	165	794	.7	2.8	130	757	.5	2.8	56	465	.2	3.4
4-Book	111	1376	.5	2.8	162	714	.7	2.6	132	673	.5	2.2	114	721	.5	2.4	43	403	.2	2.8
SP '04	136	1387	.5	3.4	195	805	.8	3.2	172	774	.7	2.9	167	801	.7	3.5	58	458	.2	3.7
KKBT-FM																				
SP '05	86	1670	.3	2.2	182	972	.7	2.9	72	572	.3	1.2	121	892	.5	2.6	35	396	.1	2.3
WI '05	66	1597	.3	1.7	151	869	.6	2.5	57	566	.2	1.0	63	700	.2	1.3	28	364	.1	1.9
FA '04	80	1743	.3	2.0	209	1059	.8	3.3	86	759	.3	1.4	72	794	.3	1.5	18	368	.1	1.3
SU '04	96	1615	.4	2.4	229	1032	.9	3.8	129	799	.5	2.2	85	723	.3	1.8	28	316	.1	1.7
4-Book	82	1656	.3	2.1	193	983	.8	3.1	86	674	.3	1.5	85	777	.3	1.8	27	361	.1	1.8
SP '04	78	1636	.3	1.9	168	1067	.7	2.7	81	658	.3	1.4	79	756	.3	1.6	25	381	.1	1.6
KKLA-FM																				
SP '05	31	631	.1	.8	69	467	.3	1.1	43	236	.2	.7	42	324	.2	.9	11	98		.7
WI '05	44	815	.2	1.1	95	556	.4	1.5	57	393	.2	1.0	56	411	.2	1.1	16	156	.1	1.1
FA '04	39	734	.2	1.0	82	508	.3	1.3	67	375	.3	1.1	54	386	.2	1.1	5	118		.4
SU '04	41	737	.2	1.0	74	512	.3	1.2	49	308	.2	.8	69	423	.3	1.5	13	190	.1	.8
4-Book	39	729	.2	1.0	80	511	.3	1.3	54	328	.2	.9	55	386	.2	1.2	11	141	.1	.8
SP '04	45	731	.2	1.1	72	521	.3	1.2	68	433	.3	1.1	59	320	.2	1.2	19	171	.1	1.2
KLAC-AM																				
SP '05	6	144	.2		4	26	.1		13	90	.1	.2	6	64	.1		6	44		.4
WI '05	11	417	.3		17	160	.1	.3	23	164	.1	.4	8	181	.2		6	154		.4
FA '04	13	473	.1	.3	19	168	.1	.3	21	242	.1	.3	10	223	.2		8	88		.6
SU '04	26	567	.1	.6	27	295	.1	.4	48	377	.2	.8	40	255	.2	.9	9	125		.6
4-Book	14	400	.1	.4	17	162	.1	.3	26	218	.1	.4	16	181	.1	.4	7	103		.5
SP '04	35	971	.1	.9	36	232	.1	.6	47	266	.2	.8	40	511	.2	.8	36	376	.1	2.3
KLAX-FM																				
SP '05	147	1862	.6	3.7	312	1098	1.2	5.0	191	1141	.8	3.3	117	800	.5	2.5	46	401	.2	3.0
WI '05	129	1884	.5	3.2	270	1002	1.1	4.4	190	1082	.8	3.2	100	658	.4	2.0	39	363	.2	2.6
FA '04	166	1746	.7	4.1	340	973	1.3	5.4	231	1066	.9	3.7	145	851	.6	3.0	34	290	.1	2.5
SU '04	150	2093	.6	3.7	346	1301	1.4	5.7	188	1225	.8	3.1	101	861	.4	2.2	28	405	.1	1.7
4-Book	148	1896	.6	3.7	317	1094	1.3	5.1	200	1129	.8	3.3	116	793	.5	2.4	37	365	.2	2.5
SP '04	165	1936	.7	4.1	404	1231	1.6	6.6	216	1223	.9	3.6	122	921	.5	2.5	28	375	.1	1.8
KLCS-FM																				
SP '05	87	2023	.3	2.2	160	976	.6	2.6	128	1009	.5	2.2	101	1122	.4	2.2	32	463	.1	2.1
WI '05	76	1921	.3	1.9	169	972	.7	2.7	101	847	.4	1.7	78	921	.3	1.6	25	394	.1	1.7
FA '04	74	1835	.3	1.8	170	994	.7	2.7	94	652	.4	1.5	87	833	.3	1.8	17	388	.1	1.2
SU '04	74	1989	.3	1.8	132	964	.5	2.2	88	811	.4	1.5	96	1053	.4	2.1	27	461	.1	1.7
4-Book	78	1942	.3	1.9	158	977	.6	2.6	103	830	.4	1.7	91	982	.4	1.9	25	427	.1	1.7
SP '04	76	2105	.3	1.9	144	1018	.6	2.3	92	835	.4	1.5	103	978	.4	2.1	20	439	.1	1.3
KLTX-FM																				
SP '05	49	1055	.2	1.2	116	559	.5	1.9	90	609	.4	1.5	53	456	.2	1.1	5	120		.3
WI '05	60	1082	.2	1.5	120	613	.5	1.9	120	631	.5	2.0	54	466	.2	1.1	15	185	.1	1.0
FA '04	54	1140	.2	1.3	102	717	.4	1.6	130	619	.5	2.1	50	419	.2	1.0	8	148		.6
SU '04	78	1281	.3	1.9	168	778	.7	2.8	168	664	.7	2.8	63	488	.3	1.4	13	238	.1	.8
4-Book	60	1140	.2	1.5	127	667	.5	2.1	127	631	.5	2.1	55	457	.2	1.2	10	173	.1	.7
SP '04	96	1471	.4	2.4	244	967	1.0	4.0	154	869	.6	2.6	90	636	.4	1.9	16	229	.1	1.0

** Station(s) not reported this survey.

* Listener estimates adjusted for reported broadcast schedule.

+ Station(s) changed call letters - see Page 13.

4-Book: Avg. of current and previous 3 surveys.
2-Book: Avg. of most recent 2 surveys.

Target Listener Trends

Women 35-64

Target Listener Trends - Women 35-64

	Monday-Sunday 6AM-MID				Monday-Friday 6AM-10AM				Monday-Friday 10AM-3PM				Monday-Friday 3PM-7PM				Monday-Friday 7PM-MID			
	AQH (00)	Cume (00)	AQH Rtg	AQH Shr	AQH (00)	Cume (00)	AQH Rtg	AQH Shr	AQH (00)	Cume (00)	AQH Rtg	AQH Shr	AQH (00)	Cume (00)	AQH Rtg	AQH Shr	AQH (00)	Cume (00)	AQH Rtg	AQH Shr
KLTX-AM																				
SP '05	17	346	.1	.4	33	166	.1	.5	25	207	.1	.4	12	120		.3	5	60		.3
WI '05	48	474	.2	1.2	91	327	.4	1.5	81	328	.3	1.4	40	257	.2	.8	8	94		.5
FA '04	48	333	.2	1.2	79	268	.3	1.3	76	231	.3	1.2	48	248	.2	1.0	14	52	.1	1.0
SU '04	46	305	.2	1.1	75	199	.3	1.2	58	212	.2	1.0	53	228	.2	1.2	20	113	.1	1.2
4-Book	40	365	.2	1.0	70	240	.3	1.1	60	245	.2	1.0	38	213	.2	.8	12	80	.1	.8
SP '04	22	184	.1	.5	50	142	.2	.8	28	142	.1	.5	17	143	.1	.4	8	103		.5
KLVE-FM																				
SP '05	219	2863	.9	5.5	288	1478	1.1	4.6	365	1658	1.4	6.2	232	1486	.9	4.9	97	855	.4	6.3
WI '05	197	2680	.8	4.9	237	1427	.9	3.9	297	1584	1.2	5.0	232	1486	.9	4.7	95	769	.4	6.4
FA '04	220	3042	.9	5.4	330	1682	1.3	5.2	300	1633	1.2	4.8	243	1629	1.0	5.0	106	1024	.4	7.7
SU '04	174	2542	.7	4.3	256	1293	1.0	4.2	232	1402	.9	3.9	167	1266	.7	3.6	103	839	.4	6.3
4-Book	203	2782	.8	5.0	278	1470	1.1	4.5	299	1569	1.2	5.0	219	1467	.9	4.6	100	872	.4	6.7
SP '04	131	2464	.5	3.3	219	1237	.9	3.6	150	1319	.6	2.5	163	1288	.7	3.4	70	826	.3	4.4
KLYY-FM																				
SP '05	50	1037	.2	1.3	34	323	.1	.5	119	713	.5	2.0	52	433	.2	1.1	10	156		.7
WI '05	66	886	.3	1.7	71	349	.3	1.2	131	573	.5	2.2	74	511	.3	1.5	18	151	.1	1.2
FA '04	50	859	.2	1.2	69	435	.3	1.1	93	486	.4	1.5	49	366	.2	1.0	13	90	.1	.9
SU '04	51	970	.2	1.3	50	249	.2	.8	99	544	.4	1.7	52	483	.2	1.1	17	282	.1	1.0
4-Book	54	938	.2	1.4	56	339	.2	.9	111	579	.5	1.9	57	448	.2	1.2	15	170	.1	1.0
SP '04	34	787	.1	.8	43	321	.2	.7	71	514	.3	1.2	22	269	.1	.5	11	179		.7
KMXE-AM																				
SP '05	25	224	.1	.6	43	118	.2	.7	26	168	.1	.4	33	159	.1	.7	20	95	.1	1.3
WI '05	40	302	.2	1.0	54	186	.2	.9	71	239	.3	1.2	64	166	.3	1.3	17	76	.1	1.1
FA '04	**	**	**	**	**	**	**	**	**	**	**	**	**	**	**	**	**	**	**	**
SU '04	30	263	.1	.7	40	129	.2	.7	47	168	.2	.8	43	161	.2	.9	16	64	.1	1.0
4-Book	**	**	**	**	**	**	**	**	**	**	**	**	**	**	**	**	**	**	**	**
SP '04	21	193	.1	.5	17	101	.1	.3	54	118	.2	.9	23	88	.1	.5	14	78	.1	.9
KMZT-FM																				
SP '05	51	1570	.2	1.3	71	665	.3	1.1	58	689	.2	1.0	63	654	.2	1.3	26	423	.1	1.7
WI '05	57	1399	.2	1.4	69	640	.3	1.1	70	554	.3	1.2	69	602	.3	1.4	32	283	.1	2.1
FA '04	63	1499	.2	1.5	84	777	.3	1.3	101	812	.4	1.6	74	769	.3	1.5	28	409	.1	2.0
SU '04	58	1410	.2	1.4	66	547	.3	1.1	87	706	.4	1.5	66	673	.3	1.4	45	462	.2	2.8
4-Book	57	1470	.2	1.4	73	657	.3	1.2	79	690	.3	1.3	68	675	.3	1.4	33	394	.1	2.2
SP '04	80	1824	.3	2.0	90	673	.4	1.5	130	929	.5	2.2	91	1020	.4	1.9	47	566	.2	3.0
KNX -AM																				
SP '05	48	1900	.2	1.2	97	1006	.4	1.6	37	732	.1	.6	59	787	.2	1.3	18	345	.1	1.2
WI '05	79	2357	.3	2.0	157	1515	.6	2.6	78	900	.3	1.3	110	1216	.4	2.2	44	511	.2	3.0
FA '04	50	1934	.2	1.2	86	1034	.3	1.4	59	720	.2	.9	72	897	.3	1.5	17	441	.1	1.2
SU '04	68	2254	.3	1.7	130	1378	.5	2.1	68	879	.3	1.1	86	1060	.3	1.9	31	505	.1	1.9
4-Book	61	2111	.3	1.5	118	1233	.5	1.9	61	808	.2	1.0	82	990	.3	1.7	28	451	.1	1.8
SP '04	81	2205	.3	2.0	144	1179	.6	2.3	71	843	.3	1.2	108	1072	.4	2.3	30	632	.1	1.9
KOST-FM																				
SP '05	252	4165	1.0	6.3	385	2174	1.5	6.2	385	2176	1.5	6.6	291	2482	1.2	6.2	132	1323	.5	8.6
WI '05	240	3758	1.0	6.0	280	1902	1.1	4.5	389	2055	1.5	6.5	334	2303	1.3	6.7	112	1164	.4	7.5
FA '04	306	4476	1.2	7.5	370	2401	1.5	5.9	582	2469	2.3	9.4	409	2817	1.6	8.4	91	1237	.4	6.6
SU '04	195	3395	.8	4.8	259	1654	1.0	4.2	341	1796	1.4	5.7	243	1909	1.0	5.3	76	960	.3	4.7
4-Book	248	3949	1.0	6.2	324	2033	1.3	5.2	424	2124	1.7	7.1	319	2378	1.3	6.7	103	1171	.4	6.9
SP '04	238	3852	1.0	5.9	285	1928	1.2	4.6	432	2054	1.7	7.2	292	2347	1.2	6.1	116	1239	.5	7.4
KPWR-FM																				
SP '05	59	1798	.2	1.5	108	927	.4	1.7	77	672	.3	1.3	70	853	.3	1.5	27	495	.1	1.8
WI '05	60	1559	.2	1.5	79	719	.3	1.3	80	644	.3	1.3	94	909	.4	1.9	24	326	.1	1.6
FA '04	43	1472	.2	1.1	67	730	.3	1.1	52	570	.2	.8	64	766	.3	1.3	15	344	.1	1.1
SU '04	53	1467	.2	1.3	74	673	.3	1.2	60	629	.2	1.0	69	689	.3	1.5	25	485	.1	1.5
4-Book	54	1574	.2	1.4	82	762	.3	1.3	67	629	.3	1.1	74	804	.3	1.6	23	413	.1	1.5
SP '04	45	1393	.2	1.1	66	728	.3	1.1	46	547	.2	.8	57	680	.2	1.2	24	343	.1	1.5

** Station(s) not reported this survey.

* Listener estimates adjusted for reported broadcast schedule.

+ Station(s) changed call letters - see Page 13.

4-Book: Avg. of current and previous 3 surveys.
2-Book: Avg. of most recent 2 surveys.

Target Listener Trends

Women 35-64																				
Monday-Sunday 6AM-MID				Monday-Friday 6AM-10AM				Monday-Friday 10AM-3PM				Monday-Friday 3PM-7PM				Monday-Friday 7PM-MID				
AQH (00)	Cume (00)	AQH Rtg	AQH Shr	AQH (00)	Cume (00)	AQH Rtg	AQH Shr	AQH (00)	Cume (00)	AQH Rtg	AQH Shr	AQH (00)	Cume (00)	AQH Rtg	AQH Shr	AQH (00)	Cume (00)	AQH Rtg	AQH Shr	
KRCD-FM																				
SP '05	88	1027	.3	2.2	127	486	.5	2.0	120	634	.5	2.1	93	553	.4	2.0	54	369	.2	3.5
WI '05	72	967	.3	1.8	75	456	.3	1.2	75	569	.3	1.3	84	482	.3	1.7	79	451	.3	5.3
FA '04	115	1160	.5	2.8	116	600	.5	1.8	181	726	.7	2.9	114	613	.5	2.4	85	451	.3	6.2
SU '04	85	1079	.3	2.1	143	591	.6	2.3	136	640	.5	2.3	70	506	.3	1.5	47	413	.2	2.9
4-Book	90	1058	.4	2.2	115	533	.5	1.8	128	642	.5	2.2	90	539	.4	1.9	66	421	.3	4.5
SP '04	100	1030	.4	2.5	128	632	.5	2.1	123	686	.5	2.1	101	564	.4	2.1	74	416	.3	4.7
KRCV-FM																				
SP '05	58	745	.2	1.5	78	374	.3	1.2	94	503	.4	1.6	47	334	.2	1.0	30	175	.1	2.0
WI '05	69	707	.3	1.7	103	385	.4	1.7	77	423	.3	1.3	74	374	.3	1.5	56	295	.2	3.8
FA '04	47	599	.2	1.2	72	374	.3	1.1	75	370	.3	1.2	49	279	.2	1.0	18	181	.1	1.3
SU '04	24	507	.1	.6	24	141	.1	.4	29	226	.1	.5	30	276	.1	.7	19	193	.1	1.2
4-Book	50	640	.2	1.3	69	319	.3	1.1	69	381	.3	1.2	50	316	.2	1.1	31	211	.1	2.1
SP '04	32	485	.1	.8	42	268	.2	.7	44	300	.2	.7	47	301	.2	1.0	12	97		.8
KRLA-AM																				
SP '05	24	536	.1	.6	36	260	.1	.6	50	314	.2	.9	28	217	.1	.6	5	71		.3
WI '05	38	671	.2	1.0	65	403	.3	1.1	89	459	.4	1.5	47	278	.2	.9	10	52		.7
FA '04	23	635	.1	.6	53	327	.2	.8	32	420	.1	.5	30	303	.1	.6	10	111		.7
SU '04	37	685	.1	.9	71	440	.3	1.2	72	395	.3	1.2	41	247	.2	.9	16	194	.1	1.0
4-Book	31	632	.1	.8	56	358	.2	.9	61	397	.3	1.0	37	261	.2	.8	10	107		.7
SP '04	46	767	.2	1.1	108	421	.4	1.8	73	400	.3	1.2	53	345	.2	1.1	19	148	.1	1.2
KROQ-FM																				
SP '05	56	1774	.2	1.4	96	875	.4	1.5	64	903	.3	1.1	70	940	.3	1.5	38	505	.2	2.5
WI '05	70	1937	.3	1.8	150	952	.6	2.4	99	730	.4	1.7	86	937	.3	1.7	18	348	.1	1.2
FA '04	74	1811	.3	1.8	141	1027	.6	2.2	93	831	.4	1.5	91	970	.4	1.9	22	529	.1	1.6
SU '04	69	1730	.3	1.7	150	1018	.6	2.5	67	727	.3	1.1	89	938	.4	1.9	31	500	.1	1.9
4-Book	67	1813	.3	1.7	134	968	.6	2.2	81	798	.4	1.4	84	946	.4	1.8	27	471	.1	1.8
SP '04	66	1746	.3	1.6	113	956	.5	1.8	88	805	.4	1.5	89	877	.4	1.9	22	362	.1	1.4
KRTH-FM																				
SP '05	137	3858	.5	3.4	179	1690	.7	2.9	248	1968	1.0	4.2	151	1885	.6	3.2	35	691	.1	2.3
WI '05	161	3861	.6	4.0	206	1677	.8	3.3	259	1947	1.0	4.3	210	2059	.8	4.2	48	896	.2	3.2
FA '04	158	3788	.6	3.9	255	1804	1.0	4.0	241	1736	1.0	3.9	190	1998	.8	3.9	37	738	.1	2.7
SU '04	162	4111	.7	4.0	209	1850	.8	3.4	271	2029	1.1	4.5	210	2148	.8	4.6	58	966	.2	3.6
4-Book	155	3905	.6	3.8	212	1755	.8	3.4	255	1920	1.0	4.2	190	2023	.8	4.0	45	823	.2	3.0
SP '04	181	4127	.7	4.5	258	1900	1.0	4.2	280	2090	1.1	4.7	223	2129	.9	4.7	48	811	.2	3.0
KSCA-FM																				
SP '05	128	1366	.5	3.2	308	964	1.2	4.9	140	730	.6	2.4	137	708	.5	2.9	24	209	.1	1.6
WI '05	107	1607	.4	2.7	235	1098	.9	3.8	137	874	.5	2.3	116	588	.5	2.3	29	231	.1	1.9
FA '04	85	1205	.3	2.1	210	747	.8	3.3	131	699	.5	2.1	54	424	.2	1.1	13	237	.1	.9
SU '04	76	1259	.3	1.9	181	742	.7	3.0	105	668	.4	1.8	49	514	.2	1.1	10	247		.6
4-Book	99	1359	.4	2.5	234	888	.9	3.8	128	743	.5	2.2	89	559	.4	1.9	19	231	.1	1.3
SP '04	69	1066	.3	1.7	133	651	.5	2.2	99	621	.4	1.7	66	438	.3	1.4	28	231	.1	1.8
KSPN-AM																				
SP '05	5	276		.1	3	48			4	98		.1	7	111		.1	8	127		.5
WI '05	1	124			1	22			3	60		.1	2	48			9	14		
FA '04	13	428	.1	.3	11	97		.2	12	121		.2	28	301	.1	.6	9	175		.7
SU '04	7	341		.2	4	91		.1	5	83		.1	10	143		.2	12	163		.7
4-Book	7	292		.2	5	65		.1	6	91		.1	12	151		.2	7	120		.5
SP '04	7	321		.2	7	54		.1	2	55			10	103		.2	9	105		.6
KSSE-FM																				
SP '05	58	1197	.2	1.5	111	552	.4	1.8	96	725	.4	1.6	32	376	.1	.7	12	230		.8
WI '05	56	974	.2	1.4	98	527	.4	1.6	81	554	.3	1.4	40	456	.2	.8	26	239	.1	1.7
FA '04	81	1281	.3	2.0	152	882	.6	2.4	113	629	.4	1.8	86	675	.3	1.8	33	385	.1	2.4
SU '04	62	1064	.3	1.5	130	576	.5	2.1	102	584	.4	1.7	54	572	.2	1.2	15	215	.1	.9
4-Book	64	1129	.3	1.6	123	634	.5	2.0	98	623	.4	1.6	53	520	.2	1.1	22	267	.1	1.5
SP '04	67	1244	.3	1.7	125	785	.5	2.0	95	767	.4	1.6	77	573	.3	1.6	11	199		.7

** Station(s) not reported this survey.

* Listener estimates adjusted for reported broadcast schedule.

+ Station(s) changed call letters - see Page 13.

4-Book: Avg. of current and previous 3 surveys.
2-Book: Avg. of most recent 2 surveys.

Target Listener Trends

Women 35-64

	Monday-Sunday 6AM-MID				Monday-Friday 6AM-10AM				Monday-Friday 10AM-3PM				Monday-Friday 3PM-7PM				Monday-Friday 7PM-MID			
	AQH (00)	Cume (00)	AQH Rtg	AQH Shr	AQH (00)	Cume (00)	AQH Rtg	AQH Shr	AQH (00)	Cume (00)	AQH Rtg	AQH Shr	AQH (00)	Cume (00)	AQH Rtg	AQH Shr	AQH (00)	Cume (00)	AQH Rtg	AQH Shr
+KTLK-AM																				
SP '05	28	377	.1	.7	37	243	.1	.6	69	273	.3	1.2	31	214	.1	.7	9	100		.6
WI '05	9	214		.2	12	122		.2	19	165	.1	.3	13	140	.1	.3	1	38		.1
FA '04	3	92		.1	4	48		.1	8	53		.1	2	27			1	29		.1
SU '04	2	101			2	29			2	42			2	51			1	38		.1
4-Book	11	196		.3	14	111		.2	25	133		.4	12	108		.3	3	51		.2
SP '04	1	55							3	19		.1		8				16		
KTNQ-AM																				
SP '05	22	357	.1	.6	40	152	.2	.6	29	168	.1	.5	13	90	.1	.3	16	118	.1	1.0
WI '05	36	520	.1	.9	60	217	.2	1.0	96	372	.4	1.6	23	80	.1	.5	1	15		.1
FA '04	31	568	.1	.8	43	179	.2	.7	77	282	.3	1.2	20	179	.1	.4	5	63		.4
SU '04	22	469	.1	.5	28	177	.1	.5	67	251	.3	1.1	8	100		.2	2	40		.1
4-Book	28	479		.7	43	181		.7	67	268		1.1	16	112		.4	6	59		.4
SP '04	**	**	**	**	**	**	**	**	**	**	**	**	**	**	**	**	**	**	**	**
KTWV-FM																				
SP '05	256	3372	1.0	6.4	342	1825	1.4	5.5	452	2098	1.8	7.7	287	2076	1.1	6.1	112	1170	.4	7.3
WI '05	232	2941	.9	5.8	287	1592	1.1	4.7	425	1540	1.7	7.1	292	1895	1.2	5.9	106	1002	.4	7.1
FA '04	242	3528	1.0	5.9	256	1660	1.0	4.1	381	1880	1.5	6.1	313	2142	1.2	6.5	143	1080	.6	10.4
SU '04	209	3031	.8	5.2	259	1491	1.0	4.2	357	1678	1.4	6.0	241	1539	1.0	5.2	85	823	.3	5.2
4-Book	235	3218		5.8	286	1642		4.6	404	1799		6.7	283	1913		5.9	112	1019		7.5
SP '04	227	3065	.9	5.7	280	1717	1.1	4.5	403	1670	1.6	6.8	276	1675	1.1	5.8	83	1021	.3	5.3
KWIZ-FM																				
SP '05	10	160		.3	8	56		.1	13	88	.1	.2	14	74	.1	.3	6	61		.4
WI '05	21	329	.1	.5	16	95	.1	.3	35	211	.1	.6	29	180	.1	.6	11	100		.7
FA '04	9	184		.2	12	103		.2	13	105	.1	.2	10	130		.2	4	27		.3
SU '04	14	298	.1	.3	14	127	.1	.2	25	205	.1	.4	10	107		.2	5	64		.3
4-Book	14	243		.3	13	95		.2	22	152		.4	16	123		.3	7	63		.4
SP '04	8	131		.2	5	42		.1	6	61		.1	14	101	.1	.3	7	28		.4
KWVE-FM																				
SP '05	38	592	.2	1.0	71	284	.3	1.1	42	292	.2	.7	42	300	.2	.9	33	210	.1	2.2
WI '05	32	612	.1	.8	62	301	.2	1.0	37	267	.1	.6	34	318	.1	.7	5	96		.3
FA '04	34	751	.1	.8	68	469	.3	1.1	61	397	.2	1.0	32	353	.1	.7	5	110		.4
SU '04	22	573	.1	.5	28	276	.1	.5	20	237	.1	.3	33	306	.1	.7	15	217	.1	.9
4-Book	32	632		.8	57	333		.9	40	298		.7	35	319		.8	15	158		1.0
SP '04	26	570	.1	.6	41	326	.2	.7	35	249	.1	.6	37	292	.1	.8	7	117		.4
KXOL-FM																				
SP '05	63	1047	.2	1.6	75	454	.3	1.2	103	604	.4	1.8	53	478	.2	1.1	35	416	.1	2.3
WI '05	81	1457	.3	2.0	83	642	.3	1.3	130	760	.5	2.2	114	836	.5	2.3	24	386	.1	1.6
FA '04	74	1193	.3	1.8	98	572	.4	1.6	113	631	.4	1.8	92	553	.4	1.9	22	267	.1	1.6
SU '04	69	970	.3	1.7	100	452	.4	1.6	110	535	.4	1.8	71	548	.3	1.5	30	281	.1	1.8
4-Book	72	1167		1.8	89	530		1.4	114	633		1.9	83	604		1.7	28	338		1.8
SP '04	55	963	.2	1.4	54	427	.2	.9	67	596	.3	1.1	61	438	.2	1.3	33	302	.1	2.1
KYSR-FM																				
SP '05	91	2711	.4	2.3	172	1246	.7	2.7	91	1076	.4	1.6	117	1495	.5	2.5	33	694	.1	2.2
WI '05	101	2317	.4	2.5	165	1152	.7	2.7	160	1104	.6	2.7	144	1378	.6	2.9	24	491	.1	1.6
FA '04	95	2720	.4	2.3	190	1498	.8	3.0	133	1218	.5	2.1	124	1394	.5	2.6	24	662	.1	1.7
SU '04	84	2687	.3	2.1	153	1280	.6	2.5	99	1458	.4	1.7	93	1320	.4	2.0	25	474	.1	1.5
4-Book	93	2609		2.3	170	1294		2.7	121	1214		2.0	120	1397		2.5	27	580		1.8
SP '04	127	2243	.5	3.2	244	1315	1.0	4.0	217	1218	.9	3.6	168	1265	.7	3.5	15	407	.1	1.0
KZLA-FM																				
SP '05	101	2059	.4	2.5	168	1239	.7	2.7	148	1121	.6	2.5	134	1172	.5	2.9	23	607	.1	1.5
WI '05	126	2037	.5	3.2	220	1297	.9	3.6	178	1101	.7	3.0	177	1414	.7	3.6	29	494	.1	1.9
FA '04	131	2231	.5	3.2	200	1285	.8	3.2	212	1420	.8	3.4	174	1454	.7	3.6	32	570	.1	2.3
SU '04	128	2074	.5	3.2	217	1284	.9	3.6	176	1192	.7	2.9	161	1309	.6	3.5	36	659	.1	2.2
4-Book	122	2100		3.0	201	1276		3.3	179	1209		3.0	162	1337		3.4	30	583		2.0
SP '04	141	2148	.6	3.5	213	1258	.9	3.5	220	1409	.9	3.7	205	1416	.8	4.3	35	542	.1	2.2

Target Listener Trends - Women 35-64

** Station(s) not reported this survey. * Listener estimates adjusted for reported broadcast schedule. + Station(s) changed call letters - see Page 13. 4-Book: Avg. of current and previous 3 surveys. 2-Book: Avg. of most recent 2 surveys.



Target Listener Trends

Women 35-64																			
Monday-Sunday 6AM-MID				Monday-Friday 6AM-10AM				Monday-Friday 10AM-3PM				Monday-Friday 3PM-7PM				Monday-Friday 7PM-MID			
AQH (00)	Cume (00)	AQH Rtg	AQH Shr	AQH (00)	Cume (00)	AQH Rtg	AQH Shr	AQH (00)	Cume (00)	AQH Rtg	AQH Shr	AQH (00)	Cume (00)	AQH Rtg	AQH Shr	AQH (00)	Cume (00)	AQH Rtg	AQH Shr
XTRA-AM																			
SP '05	23	379	.1	.6	25	187	.1	.4	31	221	.1	.5	41	255	.2	.9	10	125	.7
WI '05	9	272		.2	9	134		.1	16	118		.1	12	161		.2	7	50	.5
FA '04	1	96				12			2	44			1	31					
SU '04	1	60				33			1	14			1	22					
4-Book	9	202		.2	9	92		.1	13	99		.1	14	117		.1	.3	4	44
SP '04	6	138		.1	8	54		.1	4	52		.1	4	55		.1	2	37	.1
KGGI-FM																			
SP '05	8	416		.2	14	184		.1	4	62		.1	14	229		.1	.3	5	114
WI '05	8	438		.2	10	184		.2	10	153		.2	13	205		.1	.3	4	95
FA '04	5	224		.1	7	108		.1	10	91		.2	1	47				1	14
SU '04	6	297		.1	1	32			12	135		.2	8	119			.2	5	90
4-Book	7	344		.2	8	127		.1	9	110		.2	9	150		.1	.2	4	78
SP '04	7	361		.2	7	108		.1	14	164		.1	11	180		.2	2	67	.1
KOLA-FM																			
SP '05	14	354	.1	.4	23	132	.1	.4	31	125	.1	.5	12	181		.3	1	40	.1
WI '05	**	**	**	**	**	**	**	**	**	**	**	**	**	**	**	**	**	**	**
FA '04	**	**	**	**	**	**	**	**	**	**	**	**	**	**	**	**	**	**	**
SU '04	**	**	**	**	**	**	**	**	**	**	**	**	**	**	**	**	**	**	**
4-Book	**	**	**	**	**	**	**	**	**	**	**	**	**	**	**	**	**	**	**
SP '04	**	**	**	**	**	**	**	**	**	**	**	**	**	**	**	**	**	**	**
TOTALS																			
SP '05	3994	24207	15.8		6256	21275	24.8		5848	19571	23.2		4697	19911	18.6		1532	11943	6.1
WI '05	3993	24212	15.8		6154	21322	24.4		5979	19363	23.7		4979	20400	19.8		1490	11497	5.9
FA '04	4071	24302	16.2		6319	21382	25.1		6219	19528	24.7		4850	20580	19.2		1379	11661	5.5
SU '04	4028	23491	16.3		6104	20484	24.6		5988	19245	24.2		4604	19756	18.6		1626	12308	6.6
4-Book	4022	24053	16.0		6208	21116	24.7		6009	19427	24.0		4783	20162	19.1		1507	11852	6.0
SP '04	4007	23712	16.2		6166	21007	24.9		5967	19597	24.1		4791	19881	19.3		1574	11787	6.4

** Station(s) not reported this survey.

* Listener estimates adjusted for reported broadcast schedule.

+ Station(s) changed call letters - see Page 13.

4-Book: Avg. of current and previous 3 surveys.
2-Book: Avg. of most recent 2 surveys.

Target Listener Estimates

Target Listener Estimates - Women 35-64

		Women 35-64																			
		Monday-Friday 6AM-7PM				Weekend 6AM-MID				Saturday 6AM-10AM				Saturday 10AM-3PM				Saturday 3PM-7PM			
		AQH (00)	Cume (00)	AQH Rtg	AQH Shr	AQH (00)	Cume (00)	AQH Rtg	AQH Shr	AQH (00)	Cume (00)	AQH Rtg	AQH Shr	AQH (00)	Cume (00)	AQH Rtg	AQH Shr	AQH (00)	Cume (00)	AQH Rtg	AQH Shr
KABC-AM	SP '05	124	1112	.5	2.2	39	527	.2	1.4	61	208	.2	1.8	57	182	.2	1.2	60	171	.2	1.9
	4-Book	136	1327	.5	2.4	40	554	.2	1.4	53	173	.2	1.6	61	203	.3	1.3	58	177	.2	1.8
KAZN-AM	SP '05	30	216	.1	.5	7	126	.3	.3	7	30	.2	.2	5	30	.1	.1	5	19	.2	.2
	4-Book	**	**	**	**	**	**	**	**	**	**	**	**	**	**	**	**	**	**	**	**
KBIG-FM	SP '05	149	2204	.6	2.7	66	1094	.3	2.4	53	231	.2	1.5	90	406	.4	1.9	70	288	.3	2.2
	4-Book	194	2083	.8	3.4	68	1148	.3	2.5	56	255	.2	1.7	96	407	.4	2.1	86	347	.4	2.7
KBUA-FM	SP '05	19	183	.1	.3	7	121	.3	.3	22	61	.1	.6	21	74	.1	.4				
	4-Book	25	201	.1	.4	12	125	.5	.5	16	51	.1	.5	18	45	.1	.4	18	47	.1	.6
KBUE-FM	SP '05	94	827	.4	1.7	54	587	.2	2.0	54	146	.2	1.6	134	345	.5	2.8	68	187	.3	2.1
	4-Book	80	820	.3	1.4	47	483	.2	1.7	53	132	.2	1.6	93	243	.4	2.0	59	163	.3	1.9
KCBS-FM	SP '05	182	2570	.7	3.2	101	1606	.4	3.7	101	460	.4	2.9	232	764	.9	4.9	104	444	.4	3.3
	4-Book	121	2114	.5	2.1	73	1318	.3	2.7	66	290	.3	2.0	146	597	.6	3.1	93	384	.4	2.9
+KDAY-FM	SP '05	23	377	.1	.4	13	229	.1	.5	6	25	.2	.2	36	112	.1	.8	29	125	.1	.9
	4-Book	32	425	.1	.6	24	270	.1	.9	24	77	.1	.8	52	122	.2	1.1	32	106	.2	1.0
KDLD-FM	SP '05	30	326	.1	.5	14	166	.1	.5	19	78	.1	.5	26	62	.1	.5	10	56	.3	.3
	4-Book	19	273	.1	.4	8	138	.3	.3	11	41	.1	.3	13	47	.1	.3	8	38	.2	.2
KDLE-FM	SP '05	5	225	.1	.1	4	116	.1	.1	5	28	.1	.1	1	13	.1	.1	9	46	.3	.3
	4-Book	14	215	.1	.3	8	110	.3	.3	1	7	.1	.1	16	38	.1	.3	10	33	.3	.3
KEBN-FM	SP '05	8	132	.1	.1	6	61	.2	.2	5	15	.1	.1	17	45	.1	.4	7	30	.2	.2
	4-Book	**	**	**	**	**	**	**	**	**	**	**	**	**	**	**	**	**	**	**	**
KFI -AM	SP '05	263	2339	1.0	4.7	71	950	.3	2.6	113	373	.4	3.3	126	429	.5	2.6	59	157	.2	1.9
	4-Book	311	2649	1.2	5.5	88	1042	.4	3.2	196	510	.8	5.9	138	461	.6	2.9	62	199	.2	2.0
KFSH-FM	SP '05	66	796	.3	1.2	33	496	.1	1.2	42	170	.2	1.2	58	203	.2	1.2	50	189	.2	1.6
	4-Book	76	815	.3	1.3	39	565	.1	1.4	35	148	.2	1.1	69	238	.3	1.4	45	165	.2	1.5
KFWB-AM	SP '05	103	1952	.4	1.8	40	817	.2	1.4	73	335	.3	2.1	56	301	.2	1.2	52	181	.2	1.6
	4-Book	88	1902	.4	1.6	36	776	.2	1.3	56	234	.2	1.7	49	265	.2	1.0	38	159	.1	1.2
KHHT-FM	SP '05	141	1611	.6	2.5	91	1015	.4	3.3	116	360	.5	3.3	153	474	.6	3.2	134	342	.5	4.2
	4-Book	159	1602	.6	2.8	91	1052	.4	3.4	89	282	.4	2.7	144	454	.6	3.1	112	320	.4	3.6
KHJ -AM	SP '05	63	441	.2	1.1	37	331	.1	1.3	60	110	.2	1.7	55	119	.2	1.2	58	100	.2	1.8
	4-Book	49	385	.2	.9	22	236	.1	.8	45	106	.2	1.3	39	87	.2	.8	23	47	.1	.7
KIIS-FM	SP '05	221	3336	.9	3.9	104	1729	.4	3.8	114	406	.5	3.3	198	761	.8	4.2	121	460	.5	3.8
	4-Book	163	2767	.7	2.9	86	1510	.3	3.2	86	319	.3	2.6	162	613	.6	3.5	102	397	.4	3.2
KVVS-FM	SP '05	3	97	.1	.1	1	45	.1	.1	2	12	.1	.1	1	12	.1	.1	1	18	.1	.1
	4-Book	4	96	.1	.1	2	37	.1	.1	2	14	.1	.1	1	13	.1	.1	3	14	.1	.1

** Station(s) not reported this survey.

* Listener estimates adjusted for reported broadcast schedule.

+ Station(s) changed call letters - see Page 13.

4-Book: Avg. of current and previous 3 surveys.
2-Book: Avg. of most recent 2 surveys.

Target Listener Estimates

Women 35-64																				
Monday-Friday 6AM-7PM				Weekend 6AM-MID				Saturday 6AM-10AM				Saturday 10AM-3PM				Saturday 3PM-7PM				
AQH (00)	Cume (00)	AQH Rtg	AQH Shr	AQH (00)	Cume (00)	AQH Rtg	AQH Shr	AQH (00)	Cume (00)	AQH Rtg	AQH Shr	AQH (00)	Cume (00)	AQH Rtg	AQH Shr	AQH (00)	Cume (00)	AQH Rtg	AQH Shr	
KJLH-FM																				
SP '05	128	948	.5	2.3	91	790	.4	3.3	55	145	.2	1.6	94	197	.4	2.0	77	152	.3	2.4
4-Book	136	1087	.6	2.4	114	957	.5	4.1	90	235	.4	2.7	122	290	.5	2.6	93	250	.4	2.9
KKBT-FM																				
SP '05	121	1479	.5	2.2	58	893	.2	2.1	41	151	.2	1.2	105	356	.4	2.2	66	195	.3	2.1
4-Book	119	1424	.5	2.1	53	781	.2	1.9	65	174	.3	2.0	88	296	.4	1.9	70	216	.3	2.2
KKLA-FM																				
SP '05	51	594	.2	.9	9	180		.3	8	44		.2	15	71	.1	.3	3	37		.1
4-Book	63	679	.3	1.1	15	249	.1	.6	14	63	.1	.5	26	82	.1	.6	20	55	.1	.6
KLAC-AM																				
SP '05	8	90		.1	3	64		.1					4	13		.1	5	28		.2
4-Book	20	336	.1	.4	8	159		.3	7	18		.2	13	49		.3	14	60	.1	.5
KLAX-FM																				
SP '05	205	1615	.8	3.6	110	1083	.4	4.0	286	552	1.1	8.2	170	492	.7	3.6	125	341	.5	4.0
4-Book	210	1627	.8	3.7	113	1080	.4	4.1	267	511	1.1	8.0	178	509	.7	3.8	105	260	.4	3.3
KLOS-FM																				
SP '05	130	1760	.5	2.3	49	879	.2	1.8	40	194	.2	1.2	86	298	.3	1.8	42	276	.2	1.3
4-Book	116	1661	.5	2.1	46	856	.2	1.7	41	182	.2	1.3	87	338	.3	1.9	54	238	.2	1.7
KLTX-FM																				
SP '05	87	973	.3	1.5	11	223		.4	4	16		.1	5	38		.1	16	36		.1
4-Book	105	1010	.4	1.8	15	283	.1	.6	9	26		.3	14	67	.1	.3	19	75	.1	.6
KLTX-AM																				
SP '05	23	292	.1	.4	13	173	.1	.5	32	58	.1	.9	13	54	.1	.3	3	24		.1
4-Book	56	328	.3	1.0	30	231	.1	1.1	56	127	.2	1.7	43	107	.2	.9	25	60	.1	.8
KLVE-FM																				
SP '05	300	2471	1.2	5.3	156	1613	.6	5.6	172	500	.7	5.0	213	725	.8	4.5	198	518	.8	6.3
4-Book	267	2374	1.1	4.7	156	1584	.6	5.7	191	556	.8	5.8	248	654	1.0	5.3	186	493	.8	5.9
KLYY-FM																				
SP '05	72	856	.3	1.3	39	541	.2	1.4	30	109	.1	.9	96	238	.4	2.0	35	85	.1	1.1
4-Book	77	772	.3	1.4	41	500	.2	1.5	49	137	.2	1.5	87	222	.4	1.9	46	130	.2	1.5
KMXE-AM																				
SP '05	34	210	.1	.6	13	130	.1	.5	18	40	.1	.5	28	53	.1	.6	16	60	.1	.5
4-Book	**	**	**	**	**	**	**	**	**	**	**	**	**	**	**	**	**	**	**	**
KMZT-FM																				
SP '05	63	1274	.2	1.1	47	831	.2	1.7	45	203	.2	1.3	66	288	.3	1.4	35	207	.1	1.1
4-Book	74	1224	.3	1.3	45	761	.2	1.6	47	191	.2	1.4	63	243	.3	1.4	41	191	.2	1.3
KNX -AM																				
SP '05	62	1537	.2	1.1	43	824	.2	1.6	66	298	.3	1.9	70	327	.3	1.5	28	130	.1	.9
4-Book	84	1787	.3	1.5	42	899	.2	1.6	65	276	.3	2.0	71	310	.3	1.6	34	186	.2	1.1
KOST-FM																				
SP '05	356	3697	1.4	6.3	147	2172	.6	5.3	194	690	.8	5.6	245	814	1.0	5.2	163	625	.6	5.2
4-Book	361	3448	1.4	6.3	147	1980	.6	5.4	166	587	.7	5.0	272	858	1.1	5.8	170	671	.7	5.4
KPWR-FM																				
SP '05	85	1492	.3	1.5	36	827	.1	1.3	65	263	.3	1.9	93	325	.4	2.0	36	175	.1	1.1
4-Book	74	1276	.3	1.3	39	718	.2	1.4	48	199	.2	1.5	86	320	.4	1.9	40	175	.2	1.2
KRCB-FM																				
SP '05	114	849	.5	2.0	64	605	.3	2.3	79	238	.3	2.3	107	310	.4	2.2	92	235	.4	2.9
4-Book	113	894	.5	2.0	66	618	.3	2.4	80	208	.3	2.4	110	263	.5	2.3	84	204	.4	2.7
KRCV-FM																				
SP '05	75	638	.3	1.3	46	537	.2	1.7	58	149	.2	1.7	93	247	.4	2.0	43	151	.2	1.4
4-Book	63	538	.3	1.1	38	391	.2	1.4	56	132	.2	1.7	71	184	.3	1.5	38	107	.2	1.2

** Station(s) not reported this survey.

* Listener estimates adjusted for reported broadcast schedule.

+ Station(s) changed call letters - see Page 13.

4-Book: Avg. of current and previous 3 surveys.
2-Book: Avg. of most recent 2 surveys.

Target Listener Estimates

Women 35-64

	Monday-Friday 6AM-7PM				Weekend 6AM-MID				Saturday 6AM-10AM				Saturday 10AM-3PM				Saturday 3PM-7PM			
	AQH (00)	Cume (00)	AQH Rtg	AQH Shr	AQH (00)	Cume (00)	AQH Rtg	AQH Shr	AQH (00)	Cume (00)	AQH Rtg	AQH Shr	AQH (00)	Cume (00)	AQH Rtg	AQH Shr	AQH (00)	Cume (00)	AQH Rtg	AQH Shr
KRLA-AM																				
SP '05	39	480	.2	.7	10	88		.4					14	57	.1	.3	4	29		.1
4-Book	52	559	.3	.9	6	113		.2	4	19		.1	8	32	.2	.2	5	24		.2
KROQ-FM																				
SP '05	75	1522	.3	1.3	35	872	.1	1.3	36	224	.1	1.0	60	368	.2	1.3	53	277	.2	1.7
4-Book	98	1553	.4	1.7	39	794	.2	1.4	31	171	.1	.9	67	358	.3	1.5	61	281	.2	1.9
KRTH-FM																				
SP '05	197	3256	.8	3.5	100	1815	.4	3.6	130	461	.5	3.7	245	906	1.0	5.2	109	483	.4	3.4
4-Book	222	3261	.9	3.9	109	1858	.4	4.0	120	459	.5	3.6	191	764	.8	4.1	128	528	.5	4.1
KSCA-FM																				
SP '05	191	1236	.8	3.4	88	849	.3	3.2	222	486	.9	6.4	109	378	.4	2.3	110	308	.4	3.5
4-Book	149	1188	.6	2.6	65	714	.2	2.4	150	349	.6	4.5	105	323	.4	2.3	61	181	.3	2.0
KSPN-AM																				
SP '05	5	172		.1	3	80		.1					7	16		.1	5	29		.2
4-Book	8	214		.1	5	99		.2	2	10		.1	8	34		.2	10	42		.3
KSSE-FM																				
SP '05	81	1005	.3	1.4	47	673	.2	1.7	95	269	.4	2.7	85	258	.3	1.8	34	134	.1	1.1
4-Book	92	976	.4	1.6	44	557	.2	1.6	71	192	.3	2.1	78	234	.3	1.7	50	155	.2	1.6
+KTLK-AM																				
SP '05	47	341	.2	.8	7	169		.3	7	36		.2	13	86	.1	.3	17	64	.1	.5
4-Book	17	168	.1	.3	4	83		.2	4	18		.1	6	36		.1	11	38	.1	.3
KTNO-AM																				
SP '05	28	232	.1	.5	17	206	.1	.6	25	45	.1	.7	33	70	.1	.7	27	46	.1	.9
4-Book	44	389	.2	.8	14	202	.1	.5	19	53	.1	.6	27	74	.1	.6	18	48	.1	.6
KTVV-FM																				
SP '05	367	2971	1.5	6.5	156	1808	.6	5.6	165	492	.7	4.8	294	777	1.2	6.2	161	451	.6	5.1
4-Book	330	2755	1.4	5.8	148	1752	.6	5.4	140	483	.6	4.2	292	840	1.2	6.3	182	565	.7	5.8
KWIZ-FM																				
SP '05	12	130		.2	10	62		.4	4	15		.1	6	15		.1	4	15		.1
4-Book	17	203	.1	.3	13	117	.1	.5	9	28		.3	21	54	.1	.5	15	39	.1	.5
KWVE-FM																				
SP '05	51	475	.2	.9	20	242	.1	.7	23	64	.1	.7	24	85	.1	.5	34	140	.1	1.1
4-Book	44	540	.2	.8	22	294	.1	.8	32	88	.1	1.0	27	93	.1	.6	17	80	.1	.6
KXOL-FM																				
SP '05	79	808	.3	1.4	54	562	.2	2.0	55	135	.2	1.6	130	309	.5	2.7	55	203	.2	1.7
4-Book	97	999	.4	1.7	58	582	.2	2.2	69	177	.3	2.1	111	285	.5	2.4	65	192	.3	2.0
KYSR-FM																				
SP '05	124	2289	.5	2.2	71	1138	.3	2.6	32	198	.1	.9	155	566	.6	3.3	105	346	.4	3.3
4-Book	136	2281	.6	2.4	62	1197	.3	2.3	41	233	.2	1.2	125	591	.5	2.7	80	354	.3	2.5
KZLA-FM																				
SP '05	150	1799	.6	2.7	68	1055	.3	2.5	106	404	.4	3.1	159	561	.6	3.3	61	281	.2	1.9
4-Book	181	1894	.7	3.2	80	1168	.3	2.9	88	355	.4	2.6	169	637	.7	3.6	102	417	.4	3.2
XTRA-AM																				
SP '05	32	364	.1	.6	15	102	.1	.5					20	46	.1	.4	25	33	.1	.8
4-Book	12	175		.2	5	67		.2	3				9	24	.1	.2	8	21		.3
KGGI-FM																				
SP '05	10	329		.2	7	176		.3	23	40	.1	.7	8	81		.2	10	46		.3
4-Book	9	263		.2	6	156		.2	10	33		.3	10	76		.2	6	34		.2
KOLA-FM																				
SP '05	23	261	.1	.4	8	211		.3	15	77	.1	.4	9	62		.2	13	63	.1	.4
4-Book	**	**	**	**	**	**	**	**	**	**	**	**	**	**	**	**	**	**	**	**
TOTALS																				
SP '05	5619	23798	22.3		2764	19327	11.0		3467	9735	13.8		4757	12015	18.9		3164	8581	12.6	
4-Book	5693	23684	22.7		2746	19232	11.0		3332	9245	13.3		4680	12014	18.7		3177	8808	12.7	

Target Listener Estimates - Women 35-64

** Station(s) not reported this survey.

* Listener estimates adjusted for reported broadcast schedule.

+ Station(s) changed call letters - see Page 13.

4-Book: Avg. of current and previous 3 surveys.
2-Book: Avg. of most recent 2 surveys.

Target Listener Estimates

		Women 35-64																				
		Saturday 7PM-MID				Sunday 6AM-10AM				Sunday 10AM-3PM				Sunday 3PM-7PM				Sunday 7PM-MID				
		AQH (00)	Cume (00)	AQH Rtg	AQH Shr	AQH (00)	Cume (00)	AQH Rtg	AQH Shr	AQH (00)	Cume (00)	AQH Rtg	AQH Shr	AQH (00)	Cume (00)	AQH Rtg	AQH Shr	AQH (00)	Cume (00)	AQH Rtg	AQH Shr	
KABC-AM	SP '05	14	75	.1	.9	31	136	.1	1.4	35	185	.1	1.0	45	123	.2	1.8	18	76	.1	1.5	
	4-Book	16	79	.1	1.1	31	130	.1	1.4	49	191	.2	1.4	36	137	.2	1.4	20	77	.1	1.6	
KAZN-AM	SP '05	4	19	.3	.3	7	30	.3	.3	9	30	.3	.3	14	51	.1	.6	4	19	.3	.3	
	4-Book	**	**	**	**	**	**	**	**	**	**	**	**	**	**	**	**	**	**	**	**	**
KBIG-FM	SP '05	61	189	.2	4.1	12	94	.5	3.6	120	485	.5	3.6	87	275	.3	3.5	28	158	.1	2.4	
	4-Book	71	232	.3	4.6	31	169	.1	1.4	88	381	.4	2.6	78	308	.3	3.2	30	134	.1	2.6	
KBUA-FM	SP '05					2	14	.1	.7	8	33	.2	.6	2	13	.1	.6					
	4-Book	2	16	.1	.1	15	37	.1	.7	22	57	.1	.6	6	16	.2	.2	3	11	.3	.3	
KBUE-FM	SP '05	22	105	.1	1.5	33	118	.1	1.4	55	200	.2	1.6	40	143	.2	1.6	20	59	.1	1.7	
	4-Book	30	82	.1	1.9	29	102	.1	1.3	54	153	.2	1.6	36	113	.2	1.5	22	67	.1	1.8	
KCBS-FM	SP '05	17	111	.1	1.2	60	285	.2	2.6	131	588	.5	3.9	114	410	.5	4.6	41	184	.2	3.5	
	4-Book	24	147	.1	1.6	35	148	.2	1.6	105	492	.4	3.1	93	348	.4	3.7	20	116	.1	1.6	
+KDAY-FM	SP '05	3	15	.2	.8	5	37	.2	.5	15	72	.1	.4	13	56	.1	.5					
	4-Book	12	41	.1	.8	12	36	.1	.5	19	70	.1	.5	27	68	.1	1.0	12	38	.9	.9	
KDLT-FM	SP '05	2	16	.1	.2	18	51	.1	.8	26	78	.1	.8	5	32	.2	.3	1	29	.1	.1	
	4-Book	2	16	.2	.2	6	21	.3	.3	11	41	.3	.3	8	39	.3	.3	4	26	.4	.4	
KDLE-FM	SP '05	2	15	.1	.2	4	15	.2	.1	8	58	.2	.3	2	15	.1	.5	3	11	.2	.2	
	4-Book	4	16	.2	.2	2	11	.1	.1	12	42	.3	.3	11	30	.1	.5	3	11	.2	.2	
KEBN-FM	SP '05	6	15	.4	.4	5	31	.2	.2	6	15	.2	.2					3	15	.3	.3	
	4-Book	**	**	**	**	**	**	**	**	**	**	**	**	**	**	**	**	**	**	**	**	**
KFI -AM	SP '05	51	157	.2	3.5	71	256	.3	3.1	66	257	.3	2.0	40	165	.2	1.6	40	154	.2	3.4	
	4-Book	56	174	.2	3.7	102	317	.4	4.6	65	270	.3	1.9	46	169	.2	1.9	49	163	.2	4.4	
KFSH-FM	SP '05	10	82	.7	1.1	31	181	.1	1.4	52	281	.2	1.6	14	94	.1	.6	8	15	.7	.7	
	4-Book	17	91	.1	1.1	44	229	.2	2.0	58	286	.2	1.7	23	97	.1	.9	16	60	.1	1.4	
KFWB-AM	SP '05	13	106	.1	.9	39	179	.2	1.7	33	160	.1	1.0	49	181	.2	2.0	11	56	.9	.9	
	4-Book	12	86	.8	.8	54	205	.3	2.4	30	192	.1	.9	40	181	.2	1.7	12	64	1.1	1.1	
KHHT-FM	SP '05	52	164	.2	3.5	46	176	.2	2.0	98	322	.4	2.9	55	152	.2	2.2	72	224	.3	6.1	
	4-Book	65	209	.3	4.1	47	186	.2	2.1	95	334	.4	2.8	90	268	.4	3.6	82	235	.3	6.9	
KHJ -AM	SP '05	3	25	.2	.2	27	66	.1	1.2	51	140	.2	1.5	44	69	.2	1.8	9	25	.8	.8	
	4-Book	3	19	.2	.2	20	51	.1	.9	27	75	.1	.8	16	33	.1	.7	5	17	.4	.4	
KIIS-FM	SP '05	40	165	.2	2.7	82	394	.3	3.6	136	547	.5	4.1	113	376	.4	4.5	33	171	.1	2.8	
	4-Book	46	201	.2	3.0	64	269	.3	2.9	119	499	.5	3.5	77	284	.3	3.1	31	145	.1	2.7	
KVVS-FM	SP '05	5	15	.3	.3																	
	4-Book	3	13	.2	.2	1	3			3	6	.1	.1	3	10	.1	.1		2			

** Station(s) not reported this survey.

* Listener estimates adjusted for reported broadcast schedule.

+ Station(s) changed call letters - see Page 13.

4-Book: Avg. of current and previous 3 surveys.
2-Book: Avg. of most recent 2 surveys.

Target Listener Estimates

Women 35-64

	Saturday 7PM-MID				Sunday 6AM-10AM				Sunday 10AM-3PM				Sunday 3PM-7PM				Sunday 7PM-MID			
	AQH (00)	Cume (00)	AQH Rtg	AQH Shr	AQH (00)	Cume (00)	AQH Rtg	AQH Shr	AQH (00)	Cume (00)	AQH Rtg	AQH Shr	AQH (00)	Cume (00)	AQH Rtg	AQH Shr	AQH (00)	Cume (00)	AQH Rtg	AQH Shr
KJLH-FM																				
SP '05	53	134	.2	3.6	91	287	.4	4.0	150	432	.6	4.5	161	327	.6	6.5	50	120	.2	4.2
4-Book	63	190	.3	4.0	132	367	.6	6.0	221	563	.9	6.4	150	329	.6	6.0	43	134	.2	3.6
KKBT-FM																				
SP '05	27	114	.1	1.8	70	204	.3	3.1	78	311	.3	2.3	54	216	.2	2.2	23	147	.1	1.9
4-Book	25	120	.1	1.7	55	155	.2	2.5	56	210	.2	1.7	53	173	.2	2.1	20	89	.1	1.7
KKLA-FM																				
SP '05					32	97	.1	1.4	13	70	.1	.4	3	28		.1				
4-Book	10	32	.1	.6	29	118	.1	1.3	10	66	.1	.3	7	30		.3	5	27		.4
KLAC-AM																				
SP '05	4	11		.3					5	15		.1	2	13		.1				
4-Book	6	34		.4	2	12		.1	7	26		.2	9	40		.4	6	24		.6
KLAX-FM																				
SP '05	38	105	.2	2.6	107	258	.4	4.7	63	245	.2	1.9	84	238	.3	3.4	37	137	.1	3.1
4-Book	42	126	.2	2.8	125	252	.5	5.7	109	306	.4	3.2	72	203	.3	2.9	28	96	.1	2.4
KLOS-FM																				
SP '05	24	89	.1	1.6	32	120	.1	1.4	82	237	.3	2.4	58	172	.2	2.3	25	93	.1	2.1
4-Book	29	118	.1	1.9	22	109	.1	1.0	62	238	.3	1.8	48	161	.2	1.9	19	86	.1	1.6
KLSX-FM																				
SP '05	6	26		.4	16	67	.1	.7	32	122	.1	1.0	4	28		.2	2	24		.2
4-Book	6	27		.4	24	77	.1	1.1	31	109	.1	.9	14	54	.1	.6	4	26		.4
KLTX-AM																				
SP '05	1	15		.1	36	103	.1	1.6	19	74	.1	.6	9	15		.4				
4-Book	6	20		.3	54	120	.2	2.5	37	93	.2	1.1	18	37	.1	.8	10	25	.1	.9
KLVE-FM																				
SP '05	115	379	.5	7.8	118	407	.5	5.2	211	616	.8	6.3	133	403	.5	5.3	85	285	.3	7.2
4-Book	99	318	.4	6.5	135	382	.6	6.1	192	537	.8	5.7	130	357	.5	5.3	71	250	.3	6.0
KLYY-FM																				
SP '05	12	79		.8	29	72	.1	1.3	42	112	.2	1.3	34	102	.1	1.4	27	116	.1	2.3
4-Book	17	69	.1	1.1	24	84	.1	1.1	51	135	.2	1.5	38	110	.1	1.6	13	61		1.1
KMXE-AM																				
SP '05	19	54	.1	1.3	10	15		.4	1	15							8	28		.7
4-Book	**	**	**	**	**	**	**	**	**	**	**	**	**	**	**	**	**	**	**	**
KMZT-FM																				
SP '05	41	183	.2	2.8	34	148	.1	1.5	47	176	.2	1.4	55	153	.2	2.2	46	173	.2	3.9
4-Book	40	161	.2	2.6	33	147	.1	1.5	47	212	.2	1.4	50	155	.2	2.0	33	139	.1	2.8
KNX -AM																				
SP '05	11	85		.7	60	242	.2	2.6	68	260	.3	2.0	13	73	.1	.5	25	163	.1	2.1
4-Book	18	87	.1	1.2	56	251	.2	2.5	53	266	.2	1.6	25	126	.1	1.0	19	107	.1	1.7
KOST-FM																				
SP '05	116	476	.5	7.9	138	524	.5	6.0	141	526	.6	4.2	115	463	.5	4.6	65	293	.3	5.5
4-Book	101	408	.4	6.7	99	407	.4	4.5	169	620	.7	5.0	121	433	.5	4.9	71	310	.3	6.2
KPWR-FM																				
SP '05	12	77		.8	15	101	.1	.7	27	180	.1	.8	25	137	.1	1.0	15	50	.1	1.3
4-Book	26	100	.1	1.7	19	97	.1	.9	41	191	.2	1.2	35	146	.2	1.4	17	57	.1	1.5
KRCD-FM																				
SP '05	43	183	.2	2.9	77	201	.3	3.4	63	247	.2	1.9	21	104	.1	.8	30	116	.1	2.5
4-Book	43	133	.2	2.9	51	131	.2	2.3	86	248	.4	2.5	43	109	.2	1.7	32	119	.1	2.9
KRCV-FM																				
SP '05	37	102	.1	2.5	44	167	.2	1.9	49	191	.2	1.5	11	44		.4	25	62	.1	2.1
4-Book	30	77	.1	2.0	27	72	.1	1.2	36	109	.2	1.1	25	74	.1	1.0	20	52	.1	1.8

** Station(s) not reported this survey. * Listener estimates adjusted for reported broadcast schedule. + Station(s) changed call letters - see Page 13. 4-Book: Avg. of current and previous 3 surveys. 2-Book: Avg. of most recent 2 surveys.

Target Listener Estimates - Women 35-64

Target Listener Estimates

		Women 35-64																					
		Saturday 7PM-MID				Sunday 6AM-10AM				Sunday 10AM-3PM				Sunday 3PM-7PM				Sunday 7PM-MID					
		AQH (00)	Cume (00)	AQH Rtg	AQH Shr	AQH (00)	Cume (00)	AQH Rtg	AQH Shr	AQH (00)	Cume (00)	AQH Rtg	AQH Shr	AQH (00)	Cume (00)	AQH Rtg	AQH Shr	AQH (00)	Cume (00)	AQH Rtg	AQH Shr		
KRLA-AM	SP '05					4	17	.2		17	17	.1	.5		17	17	.1	.7		20	32	.1	1.7
	4-Book	5	15		.3	2	8	.1		7	21	.2		7	12	.1	.3		9	16		.7	
KROQ-FM	SP '05	30	109	.1	2.0	21	79	.1	.9	23	186	.1	.7	41	173	.2	1.6	18	126	.1	1.5		
	4-Book	23	132	.1	1.5	19	88	.1	.9	53	224	.2	1.5	41	161	.2	1.6	17	116	.1	1.5		
KRTH-FM	SP '05	43	206	.2	2.9	31	138	.1	1.4	105	459	.4	3.1	83	412	.3	3.3	41	165	.2	3.5		
	4-Book	56	275	.2	3.5	73	295	.3	3.3	151	615	.6	4.4	106	392	.4	4.3	43	194	.2	3.6		
KSCA-FM	SP '05	31	137	.1	2.1	95	251	.4	4.2	84	246	.3	2.5	67	163	.3	2.7	16	48	.1	1.3		
	4-Book	22	98	.1	1.5	64	174	.3	2.9	64	197	.2	1.9	51	122	.2	2.1	16	55	.1	1.3		
KSPN-AM	SP '05									8	26	.2		3	25	.1							
	4-Book	3	10		.2	1	3			8	23	.2		6	24		.3		3	8		.3	
KSSE-FM	SP '05	13	71	.1	.9	63	160	.2	2.8	72	146	.3	2.1	19	73	.1	.8	3	15		.3		
	4-Book	26	81	.1	1.7	33	87	.1	1.5	53	149	.2	1.6	21	65	.1	.9	24	60	.1	2.2		
+KTLK-AM	SP '05	2	25		.1					8	51	.2		9	31		.4		3	25		.3	
	4-Book	1	6			1	6		.1	5	29	.2		4	21		.2		1	10		.7	
KTNQ-AM	SP '05	13	56	.1	.9	13	33	.1	.6	8	15	.2							13	42	.1	1.1	
	4-Book	8	26	.1	.5	16	50	.1	.7	17	43	.1	.5	1	3				9	34		.8	
KTWV-FM	SP '05	124	366	.5	8.4	110	385	.4	4.8	206	608	.8	6.1	120	312	.5	4.8	58	243	.2	4.9		
	4-Book	112	383	.4	7.3	85	325	.3	3.8	182	621	.7	5.3	122	357	.5	4.9	61	254	.2	5.2		
KWIZ-FM	SP '05	8	15		.5	27	46	.1	1.2	19	62	.1	.6	12	15		.5		1	15		.1	
	4-Book	6	23		.4	10	21		.5	20	52	.1	.6	15	35		.6		3	19		.3	
KWVE-FM	SP '05	20	78	.1	1.4	11	76		.5	12	39		.4	22	73	.1	.9	18	40	.1	1.5		
	4-Book	10	33		.7	24	100	.1	1.1	29	97	.1	.9	20	66	.1	.9	14	35	.1	1.3		
KXOL-FM	SP '05	15	91	.1	1.0	39	109	.2	1.7	78	165	.3	2.3	38	89	.2	1.5	19	54	.1	1.6		
	4-Book	24	95	.1	1.5	43	113	.2	1.9	75	191	.3	2.2	54	116	.2	2.2	23	71	.1	1.8		
KYSR-FM	SP '05	40	175	.2	2.7	26	121	.1	1.1	98	463	.4	2.9	82	338	.3	3.3	21	92	.1	1.8		
	4-Book	28	140	.1	1.8	31	153	.1	1.4	93	472	.4	2.7	68	295	.3	2.7	25	116	.1	2.1		
KZLA-FM	SP '05	11	66		.7	51	233	.2	2.2	75	382	.3	2.2	79	252	.3	3.2	7	58		.6		
	4-Book	32	170	.1	2.1	46	245	.2	2.1	104	442	.4	3.0	80	270	.3	3.2	17	85	.1	1.5		
XTRA-AM	SP '05	7	17		.5	3	13		.1	23	61	.1	.7	31	89	.1	1.2	10	29		.8		
	4-Book	2	8		.2	2	17		.1	8	32		.3	8	25		.3		3	10		.3	
KGFI-FM	SP '05	3	31		.2	4	30		.2	6	37		.2	3	21		.1		1	18		.1	
	4-Book	3	21		.2	2	13		.1	6	26		.2	5	24		.2		5	25		.4	
KOLA-FM	SP '05	6	42		.4	3	26		.1	7	60		.2	11	62		.4		5	37		.4	
	4-Book	**	**	**	**	**	**	**	**	**	**	**	**	**	**	**	**	**	**	**	**	**	
TOTALS	SP '05	1476	5067	5.9		2286	7074	9.1		3354	9679	13.3		2487	6959	9.9		1186	4052	4.7			
	4-Book	1535	5154	6.1		2215	6777	8.8		3420	9900	13.6		2479	6819	9.9		1171	3965	4.7			

** Station(s) not reported this survey.

* Listener estimates adjusted for reported broadcast schedule.

+ Station(s) changed call letters - see Page 13.

4-Book: Avg. of current and previous 3 surveys.
2-Book: Avg. of most recent 2 surveys.

Target Listener Trends

Target Listener Trends - Teens 12-17

	Teens 12-17																			
	Monday-Sunday 6AM-MID				Monday-Friday 6AM-10AM				Monday-Friday 10AM-3PM				Monday-Friday 3PM-7PM				Monday-Friday 7PM-MID			
	AQH (00)	Cume (00)	AQH Rtg	AQH Shr	AQH (00)	Cume (00)	AQH Rtg	AQH Shr	AQH (00)	Cume (00)	AQH Rtg	AQH Shr	AQH (00)	Cume (00)	AQH Rtg	AQH Shr	AQH (00)	Cume (00)	AQH Rtg	AQH Shr
KABC-AM																				
SP '05	1	56		.1	1	31		.1					1	11		.1	1	14		.1
WI '05	1	38		.1					3	26		.4	1	11		.1				
FA '04	1	110		.1	2	15		.1	1	28		.2	2	57		.1		10		
SU '04	1	113		.1	1	29		.1	2	43		.1		11						
4-Book	1	79		.1	1	19		.1	2	24		.2	1	23		.1		6		
SP '04	4	147		.3	6	58		.1	5	72		.6	6	76		.1		16		.3
KAZN-AM																				
SP '05		14																		
WI '05	**	**	**	**	**	**	**	**	**	**	**	**	**	**	**	**	**	**	**	**
FA '04	**	**	**	**	**	**	**	**	**	**	**	**	**	**	**	**	**	**	**	**
SU '04	**	**	**	**	**	**	**	**	**	**	**	**	**	**	**	**	**	**	**	**
4-Book	**	**	**	**	**	**	**	**	**	**	**	**	**	**	**	**	**	**	**	**
SP '04	**	**	**	**	**	**	**	**	**	**	**	**	**	**	**	**	**	**	**	**
KBIG-FM																				
SP '05	17	565	.1	1.4	11	150	.1	.8	7	201	.1	1.0	21	229	.2	1.1	19	144	.2	1.6
WI '05	9	620	.1	.7	13	266	.1	.9	6	184	.1	.9	13	307	.1	.7	3	76		.3
FA '04	8	533	.1	.6	13	225	.1	.9	3	97		.5	10	192	.1	.5	4	103		.3
SU '04	8	651	.1	.6	5	148		.4	8	202	.1	.5	7	147	.1	.4	5	123		.4
4-Book	11	592	.1	.8	11	197	.1	.8	6	171	.1	.7	13	219	.1	.7	8	112	.1	.7
SP '04	8	523	.1	.6	11	129	.1	.7	5	161		.6	10	200	.1	.5	5	103		.4
KBUA-FM																				
SP '05	5	126		.4	11	113	.1	.8	5	26		.7	3	39		.2	4	26		.3
WI '05	14	108	.1	1.1	13	60	.1	.9	12	62	.1	1.8	17	66	.1	.9	8	44	.1	.7
FA '04	6	150	.1	.5	3	51		.2	3	43		.5	7	101	.1	.4	8	68	.1	.6
SU '04	13	134	.1	.9	10	55	.1	.7	14	57	.1	.9	13	113	.1	.7	14	71	.1	1.2
4-Book	10	130	.1	.7	9	70	.1	.7	9	47	.1	1.0	10	80	.1	.6	9	52	.1	.7
SP '04	5	127		.4	6	64	.1	.4	5	49		.6	7	89	.1	.3	5	61		.4
KBUE-FM																				
SP '05	61	862	.5	4.9	58	380	.5	4.0	69	309	.6	9.8	72	457	.6	3.8	51	370	.4	4.2
WI '05	23	734	.2	1.9	12	172	.1	.9	16	300	.1	2.3	46	481	.4	2.4	21	256	.2	1.8
FA '04	58	736	.5	4.5	50	273	.4	3.4	40	243	.3	6.1	85	487	.7	4.3	43	339	.4	3.4
SU '04	43	794	.4	3.0	47	341	.4	3.5	48	478	.4	3.2	55	408	.5	3.1	36	358	.3	3.0
4-Book	46	782	.4	3.6	42	292	.4	3.0	43	333	.4	5.4	65	458	.6	3.4	38	331	.3	3.1
SP '04	100	1156	.9	7.2	83	585	.7	5.4	72	575	.6	8.0	130	746	1.1	6.4	111	626	.9	8.2
KCBS-FM																				
SP '05	14	738	.1	1.1	18	276	.2	1.3	11	226	.1	1.6	26	366	.2	1.4	9	198	.1	.7
WI '05	15	748	.1	1.2	11	278	.1	.8	9	180	.1	1.3	29	402	.3	1.5	13	193	.1	1.1
FA '04	15	670	.1	1.2	15	249	.1	1.0	6	135	.1	.9	30	412	.3	1.5	8	192	.1	.6
SU '04	20	844	.2	1.4	20	176	.2	1.5	29	376	.2	1.9	30	482	.3	1.7	11	209	.1	.9
4-Book	16	750	.1	1.2	16	245	.2	1.2	14	229	.1	1.4	29	416	.3	1.5	10	198	.1	.8
SP '04	13	776	.1	.9	15	289	.1	1.0	8	243	.1	.9	21	366	.2	1.0	11	194	.1	.8
+KDAY-FM																				
SP '05	25	953	.2	2.0	21	303	.2	1.5	15	272	.1	2.1	39	593	.3	2.1	33	310	.3	2.7
WI '05	28	870	.2	2.3	29	401	.3	2.1	16	215	.1	2.3	43	417	.4	2.2	26	310	.2	2.2
FA '04	20	738	.2	1.5	11	217	.1	.7	10	216	.1	1.5	31	352	.3	1.6	25	313	.2	2.0
SU '04	7	285	.1	.5	6	93	.1	.4	10	117	.1	.7	6	106	.1	.3	4	61		.3
4-Book	20	712	.2	1.6	17	254	.2	1.2	13	205	.1	1.7	30	367	.3	1.6	22	249	.2	1.8
SP '04	16	324	.1	1.2	10	121	.1	.7	4	96		.4	34	181	.3	1.7	10	131	.1	.7
KDLD-FM																				
SP '05	3	195		.2	4	60		.3	3	102		.4	6	87	.1	.3	2	49		.2
WI '05	2	100		.2	1	47		.1	1	25		.1	4	64		.2	2	23		.2
FA '04	2	103		.2	2	56		.1	2	16		.3	2	40		.1	1	14		.1
SU '04	2	136		.1	3	57		.2	1	29		.1	2	61		.1	2	42		.2
4-Book	2	134		.2	3	55		.2	2	43		.2	4	63		.2	2	32		.2
SP '04	1	59		.1	2	30		.1					1	27				13		

** Station(s) not reported this survey.

* Listener estimates adjusted for reported broadcast schedule.

+ Station(s) changed call letters - see Page 13.

4-Book: Avg. of current and previous 3 surveys.
2-Book: Avg. of most recent 2 surveys.

Target Listener Trends

Teens 12-17																				
Monday-Sunday 6AM-MID				Monday-Friday 6AM-10AM				Monday-Friday 10AM-3PM				Monday-Friday 3PM-7PM				Monday-Friday 7PM-MID				
AQH (00)	Cume (00)	AQH Rtg	AQH Shr	AQH (00)	Cume (00)	AQH Rtg	AQH Shr	AQH (00)	Cume (00)	AQH Rtg	AQH Shr	AQH (00)	Cume (00)	AQH Rtg	AQH Shr	AQH (00)	Cume (00)	AQH Rtg	AQH Shr	
KDLE-FM																				
SP '05	4	193	.3	3	71	.2	5	98	.7	7	112	.1	4	2	87	.2				
WI '05	3	100	.2	2	43	.1	5	28	.7	2	54	.1	4	4	27	.3				
FA '04	4	190	.3	2	50	.1	4	53	.6	11	115	.1	6	2	23	.2				
SU '04	5	183	.4	6	56	.1	4	87	.1	10	98	.1	6	4	42	.3				
4-Book	4	167	.3	3	55	.2	4	67	.5	8	95	.1	4	3	45	.3				
SP '04	3	166	.2	2	44	.1		11		5	89	.2	4	4	70	.3				
KEBN-FM																				
SP '05	4	121	.3	5	30	.3	2	62	.3	9	59	.1	5	2	29	.2				
WI '05	**	**	**	**	**	**	**	**	**	**	**	**	**	**	**	**	**	**	**	
FA '04	**	**	**	**	**	**	**	**	**	**	**	**	**	**	**	**	**	**	**	
SU '04	**	**	**	**	**	**	**	**	**	**	**	**	**	**	**	**	**	**	**	
4-Book	**	**	**	**	**	**	**	**	**	**	**	**	**	**	**	**	**	**	**	
SP '04	**	**	**	**	**	**	**	**	**	**	**	**	**	**	**	**	**	**	**	
KFI -AM																				
SP '05	3	197	.2	8	113	.1	6	1	21	.1	6	83	.1	3	2	68	.2			
WI '05	4	187	.3	10	118	.1	7	3	40	.4	5	95	.3	3	15					
FA '04	5	176	.4	15	87	.1	1.0	2	61	.3	7	62	.1	4	3	56	.2			
SU '04	5	214	.4	11	73	.1	.8	5	100	.3	9	39	.1	5	3	48	.3			
4-Book	4	194	.3	11	98	.1	.8	3	56	.3	7	70	.1	4	2	47	.2			
SP '04	5	224	.4	13	120	.1	.8	1	42	.1	11	143	.1	5	1	29	.1			
KFSH-FM																				
SP '05	4	249	.3	8	114	.1	.6	2	66	.3	7	105	.1	4	1	18	.1			
WI '05	11	364	.1	9	13	151	.1	.9	5	88	.7	14	151	.1	7	8	119	.1	.7	
FA '04	13	385	.1	1.0	7	136	.1	.5	3	64	.5	16	183	.1	8	22	116	.2	1.7	
SU '04	20	454	.2	1.4	22	175	.2	1.6	27	187	.2	1.8	36	196	.3	2.0	6	118	.1	.5
4-Book	12	363	.1	.9	13	144	.1	.9	9	101	.1	.8	18	159	.2	1.0	9	93	.1	.8
SP '04	21	449	.2	1.5	26	205	.2	1.7	19	170	.2	2.1	27	239	.2	1.3	15	162	.1	1.1
KFWB-AM																				
SP '05	4	130	.3	3	44	.2	19	5	70	.3	10	18	.1	.8						
WI '05	3	172	.2	7	115	.1	.5	1	37	.1	4	80	.2	3	39	.3				
FA '04	1	142	.1	3	61	.2	1	26	.2	1	53	.1	15							
SU '04	2	172	.1	5	87	.4	2	33	.1	1	11	.1	3	14	.3					
4-Book	3	154	.2	5	77	.3	1	29	.1	3	54	.2	4	22	.4					
SP '04	2	120	.1	4	60	.3	2	47	.1	2	47	.1	2	50	.1					
KHHT-FM																				
SP '05	49	1420	.4	3.9	37	599	.3	2.6	26	403	.2	3.7	43	544	.4	2.3	69	713	.6	5.7
WI '05	52	1464	.5	4.2	56	575	.5	4.0	28	345	.2	4.1	45	547	.4	2.3	54	608	.5	4.7
FA '04	41	1327	.4	3.2	24	333	.2	1.6	20	347	.2	3.0	52	624	.5	2.6	60	459	.5	4.7
SU '04	57	1624	.5	4.0	46	472	.4	3.4	53	666	.5	3.5	64	573	.5	3.6	63	567	.5	5.3
4-Book	50	1459	.5	3.8	41	495	.4	2.9	32	440	.3	3.6	51	572	.5	2.7	62	587	.5	5.1
SP '04	74	1435	.6	5.3	58	554	.5	3.8	39	450	.3	4.3	83	680	.7	4.1	105	840	.9	7.8
KHJ -AM																				
SP '05	4	96	.3	6	49	.1	.4	1	13	.1	10	26	.1	.5	2	34	.2			
WI '05	1	45	.1	1	15	.1	15													
FA '04	1	57	.1	12																
SU '04	1	36	.1	13																
4-Book	2	59	.2	2	19	.1	1	14	.1	3	9	.2	1	9	.1					
SP '04	2	85	.1	2	15	.1	2	42	.2	1	15	.1	1	28	.1					
KIIS-FM																				
SP '05	209	5031	1.8	16.6	259	2979	2.3	18.0	96	1601	.8	13.7	329	3335	2.9	17.6	212	2234	1.9	17.5
WI '05	205	5050	1.8	16.6	230	2623	2.0	16.4	100	1579	.9	14.6	346	3152	3.0	18.0	190	2460	1.7	16.4
FA '04	213	5079	1.9	16.5	283	2933	2.5	19.2	91	1580	.8	13.9	328	3043	2.9	16.5	203	2308	1.8	16.0
SU '04	198	4479	1.7	14.0	183	1924	1.6	13.6	231	2487	2.0	15.5	258	2521	2.2	14.3	150	1848	1.3	12.6
4-Book	206	4910	1.8	15.9	239	2615	2.1	16.8	130	1812	1.1	14.4	315	3013	2.8	16.6	189	2213	1.7	15.6
SP '04	182	4388	1.5	13.1	212	2172	1.8	13.8	116	1745	1.0	12.8	290	2677	2.5	14.2	160	1946	1.4	11.9

** Station(s) not reported this survey.

* Listener estimates adjusted for reported broadcast schedule.

+ Station(s) changed call letters - see Page 13.

4-Book: Avg. of current and previous 3 surveys.
2-Book: Avg. of most recent 2 surveys.

Target Listener Trends

Teens 12-17																				
Monday-Sunday 6AM-MID				Monday-Friday 6AM-10AM				Monday-Friday 10AM-3PM				Monday-Friday 3PM-7PM				Monday-Friday 7PM-MID				
AQH (00)	Cume (00)	AQH Rtg	AQH Shr	AQH (00)	Cume (00)	AQH Rtg	AQH Shr	AQH (00)	Cume (00)	AQH Rtg	AQH Shr	AQH (00)	Cume (00)	AQH Rtg	AQH Shr	AQH (00)	Cume (00)	AQH Rtg	AQH Shr	
KVVS-FM																				
SP '05	15	186	.1	1.2	15	103	.1	1.0	13	108	.1	1.8	26	129	.2	1.4	10	124	.1	.8
WI '05	17	209	.1	1.4	14	137	.1	1.0	6	90	.1	.9	22	118	.2	1.1	13	95	.1	1.1
FA '04	9	143	.1	.7	9	97	.1	.6	2	67	.1	.3	15	126	.1	.8	5	93	.1	.4
SU '04	6	112	.1	.4	4	52	.1	.3	9	88	.1	.6	9	64	.1	.5	5	52	.1	.4
4-Book	12	163	.1	.9	11	97	.1	.7	8	88	.1	.9	18	109	.2	1.0	8	91	.1	.7
SP '04	2	116	.1	.1	3	32	.2	.2	2	30	.2	.2	1	41	.1	.1	2	23	.1	.1
KJLH-FM																				
SP '05	8	366	.1	.6	5	68	.1	.3	10	70	.1	.3	8	116	.1	.4	9	133	.1	.7
WI '05	10	409	.1	.8	17	157	.1	1.2	2	70	.1	.3	6	101	.1	.3	4	74	.1	.3
FA '04	20	498	.2	1.5	19	219	.2	1.3	19	107	.2	2.9	20	222	.2	1.0	13	134	.1	1.0
SU '04	29	566	.2	2.1	16	213	.1	1.2	22	186	.2	1.5	35	204	.3	1.9	27	201	.2	2.3
4-Book	17	460	.2	1.3	14	164	.1	1.0	11	93	.1	1.2	17	161	.2	.9	13	136	.1	1.1
SP '04	8	397	.1	.6	7	105	.1	.5	3	61	.1	.3	12	188	.1	.6	6	122	.1	.4
KKBT-FM																				
SP '05	144	3771	1.3	11.5	180	1977	1.6	12.5	99	1404	.9	14.1	214	2317	1.9	11.4	132	1720	1.2	10.9
WI '05	148	3859	1.3	12.0	152	1699	1.3	10.9	73	1375	.6	10.7	222	2272	1.9	11.6	152	1919	1.3	13.1
FA '04	148	4011	1.3	11.4	172	1750	1.5	11.6	79	1323	.7	12.0	233	2435	2.0	11.7	152	1991	1.3	11.9
SU '04	171	4278	1.5	12.1	179	1877	1.5	13.3	188	2137	1.6	12.6	216	2248	1.8	12.0	143	1666	1.2	12.0
4-Book	153	3980	1.4	11.8	171	1826	1.5	12.1	110	1560	1.0	12.4	221	2318	1.9	11.7	145	1824	1.3	12.0
SP '04	152	4325	1.3	10.9	166	2052	1.4	10.8	93	1648	.8	10.3	208	2450	1.8	10.2	173	1988	1.5	12.8
KKLA-FM																				
SP '05	1	78	.1	.1	2	39	.1	.1	13	29	.1	.1	1	26	.1	.1	1	12	.1	.1
WI '05	1	84	.1	.1	7	42	.1	.5	1	29	.1	.1	1	26	.1	.1	1	14	.1	.1
FA '04	1	76	.1	.1	4	76	.1	.3	10	37	.1	.3	1	12	.1	.1	1	12	.1	.1
SU '04	1	54	.1	.1	1	10	.1	.1	1	12	.1	.1	1	16	.1	.1	1	7	.1	.1
4-Book	1	73	.1	.1	3	39	.1	.2	13	29	.1	.1	1	16	.1	.1	1	7	.1	.1
SP '04	1	24	.1	.1	19	19	.1	.1	2	24	.2	.2	5	76	.2	.2	6	9	.1	.1
KLAC-AM																				
SP '05	1	25	.1	.1	2	12	.1	.1	1	16	.1	.1	1	16	.1	.1	1	12	.1	.1
WI '05	1	44	.1	.1	1	16	.1	.1	5	37	.1	.3	1	11	.1	.1	1	32	.1	.1
FA '04	1	51	.1	.1	1	16	.1	.1	1	12	.1	.1	1	11	.1	.1	1	25	.1	.1
SU '04	1	48	.1	.1	1	10	.1	.1	1	12	.1	.1	1	10	.1	.1	1	17	.1	.1
4-Book	1	42	.1	.1	1	10	.1	.1	1	12	.1	.1	1	10	.1	.1	1	17	.1	.1
SP '04	3	236	.2	.2	2	45	.1	.1	1	8	.1	.1	5	76	.2	.2	6	144	.1	.4
KLAX-FM																				
SP '05	28	617	.2	2.2	26	162	.2	1.8	15	173	.1	2.1	37	335	.3	2.0	32	265	.3	2.6
WI '05	20	710	.2	1.6	23	226	.2	1.6	14	265	.1	2.0	33	304	.3	1.7	16	198	.1	1.4
FA '04	19	619	.2	1.5	17	218	.1	1.2	6	131	.1	.9	29	193	.3	1.5	21	226	.2	1.7
SU '04	28	840	.2	2.0	31	318	.3	2.3	27	323	.2	1.8	32	359	.3	1.8	17	212	.1	1.4
4-Book	24	697	.2	1.8	24	231	.2	1.7	16	223	.1	1.7	33	298	.3	1.8	22	225	.2	1.8
SP '04	29	914	.2	2.1	32	351	.3	2.1	27	291	.2	3.0	36	393	.3	1.8	17	312	.1	1.3
KLOS-FM																				
SP '05	17	680	.1	1.4	28	294	.2	1.9	8	244	.1	1.1	22	324	.2	1.2	17	165	.1	1.4
WI '05	17	811	.1	1.4	22	350	.2	1.6	9	183	.1	1.3	31	407	.3	1.6	17	258	.1	1.5
FA '04	12	601	.1	.9	21	283	.2	1.4	7	126	.1	1.1	15	241	.1	.8	13	230	.1	1.0
SU '04	25	954	.2	1.8	16	245	.1	1.2	33	514	.3	2.2	38	487	.3	2.1	16	337	.1	1.3
4-Book	18	762	.1	1.4	22	293	.2	1.5	14	267	.2	1.4	27	365	.2	1.4	16	248	.1	1.3
SP '04	15	815	.1	1.1	18	302	.2	1.2	8	261	.1	.9	23	364	.2	1.1	13	231	.1	1.0
KLTX-FM																				
SP '05	4	192	.3	.3	3	45	.2	.2	1	30	.1	.1	9	79	.1	.5	1	25	.1	.1
WI '05	5	207	.4	.4	10	72	.1	.7	4	58	.6	.6	11	107	.1	.6	1	11	.1	.1
FA '04	3	180	.2	.2	11	84	.1	.7	1	20	.2	.2	3	42	.2	.2	1	12	.1	.1
SU '04	5	169	.4	.4	13	54	.1	1.0	3	81	.2	.2	10	50	.1	.6	1	27	.1	.1
4-Book	4	187	.3	.3	9	64	.1	.7	2	47	.3	.3	8	70	.1	.5	1	19	.1	.1
SP '04	4	106	.3	.3	8	28	.1	.5	1	14	.1	.1	15	36	.1	.7	1	42	.1	.1

Target Listener Trends - Teens 12-17

** Station(s) not reported this survey.

* Listener estimates adjusted for reported broadcast schedule.

+ Station(s) changed call letters - see Page 13.

4-Book: Avg. of current and previous 3 surveys.
2-Book: Avg. of most recent 2 surveys.

Target Listener Trends

Teens 12-17																			
Monday-Sunday 6AM-MID				Monday-Friday 6AM-10AM				Monday-Friday 10AM-3PM				Monday-Friday 3PM-7PM				Monday-Friday 7PM-MID			
AQH (00)	Cume (00)	AQH Rtg	AQH Shr	AQH (00)	Cume (00)	AQH Rtg	AQH Shr	AQH (00)	Cume (00)	AQH Rtg	AQH Shr	AQH (00)	Cume (00)	AQH Rtg	AQH Shr	AQH (00)	Cume (00)	AQH Rtg	AQH Shr
KLTX-AM																			
SP '05	5	109	.4	6	58	.1	.4	7	64	.1	1.0	7	71	.1	.4	3	28		.2
WI '05	2	81	.2	1	14		.1					2	24		.1	2	24		.2
FA '04	3	43	.2	3	28		.2		15			3	13		.2	2	13		.2
SU '04	7	102	.1	7	45	.1	.5	7	67	.1	.5	8	68	.1	.4	4	57		.3
4-Book	4	84	.3	4	36	.1	.3	4	37	.1	.4	5	44	.1	.3	3	31		.2
SP '04	5	125	.4	11	112	.1	.7					7	43	.1	.3	2	57		.1
KLVE-FM																			
SP '05	17	762	.1	13	210	.1	.9	15	203	.1	2.1	16	249	.1	.9	14	246	.1	1.2
WI '05	19	635	.2	19	240	.2	1.4	8	102	.1	1.2	22	292	.2	1.1	25	305	.2	2.2
FA '04	31	909	.3	32	360	.3	2.2	19	168	.2	2.9	45	411	.4	2.3	35	389	.3	2.8
SU '04	29	897	.2	30	314	.3	2.2	39	355	.3	2.6	33	392	.3	1.8	19	270	.2	1.6
4-Book	24	801	.2	24	281	.2	1.7	20	207	.2	2.2	29	336	.3	1.5	23	303	.2	2.0
SP '04	28	831	.2	34	476	.3	2.2	26	314	.2	2.9	30	423	.3	1.5	33	328	.3	2.4
KLYY-FM																			
SP '05	10	207	.1	8	58	.1	.8	2	58		.3	25	88	.2	1.3	6	44	.1	.5
WI '05	13	272	.1	15	118	.1	1.1	17	130	.1	2.5	21	163	.2	1.1	6	67	.1	.5
FA '04	3	187	.2	4	59		.3	3	86		.5	1	32		.1	1	41		.1
SU '04	10	369	.1	13	110	.1	1.0	17	210	.1	1.1	9	121	.1	.5	4	105		.3
4-Book	9	259	.1	9	86	.1	.6	10	121	.1	1.1	14	101	.1	.8	4	64	.1	.4
SP '04	6	240	.1	5	91		.3	7	61	.1	.8	10	120	.1	.5	5	63		.4
KMXE-AM																			
SP '05	4	15	.3	8	15	.1	.6	5	15		.7	4	15		.2	1	15		.1
WI '05	1	26	.1		12							2	12		.1	1	12		.1
FA '04	**	**	**	**	**	**	**	**	**	**	**	**	**	**	**	**	**	**	**
SU '04	1	35	.1													5	23		.4
4-Book	**	**	**	**	**	**	**	**	**	**	**	**	**	**	**	**	**	**	**
SP '04	1	53	.1	3	53		.2									1	28		.1
KMZT-FM																			
SP '05	7	259	.1	8	95	.1	.6	3	89		.4	5	81		.3	3	41		.2
WI '05	4	222	.3	2	37		.1	3	54		.4	4	59		.2	6	78	.1	.5
FA '04	6	242	.1	5	89		.3	2	39		.3	9	156	.1	.5	9	127	.1	.7
SU '04	4	148	.3	6	50	.1	.4	3	26		.2	2	41		.1	3	41		.3
4-Book	5	218	.1	5	88	.1	.4	3	52	.3	.3	5	84	.3	.3	5	72	.1	.4
SP '04	3	282	.2	5	60		.3	2	48		.2	2	71		.1	3	59		.2
KNX -AM																			
SP '05	1	107	.1	1	42		.1	1	12		.1	2	39		.1	1	12		.1
WI '05	1	137	.1	2	54		.1					4	63		.2		15		
FA '04	1	150	.1	5	125		.3					2	30		.1		4		
SU '04	1	116	.1						21			4	87		.2				
4-Book	1	128	.1	2	55	.1	.1	8	8	.1	.1	3	55	.2	.2	8	8		
SP '04	2	154	.1	7	111	.1	.5	1	14		.1	1	29			1	29		.1
KOST-FM																			
SP '05	14	717	.1	9	116	.1	.6	6	178	.1	.9	18	296	.2	1.0	17	227	.1	1.4
WI '05	9	605	.1	17	234	.1	1.2	8	118	.1	1.2	8	226	.1	.4	6	161	.1	.5
FA '04	17	764	.1	13	292	.1	.9	7	164	.1	1.1	13	201	.1	.7	19	245	.2	1.5
SU '04	12	682	.1	8	183	.1	.6	9	182	.1	.6	13	254	.1	.7	17	286	.1	1.4
4-Book	13	692	.1	12	206	.1	.8	8	161	.1	1.0	13	244	.1	.7	15	230	.1	1.2
SP '04	20	693	.2	14	113	.1	.9	9	226	.1	1.0	39	362	.3	1.9	23	344	.2	1.7
KPWR-FM																			
SP '05	205	4400	1.8	213	2273	1.9	14.8	106	1359	.9	15.1	332	2852	2.9	17.7	194	2091	1.7	16.0
WI '05	245	4793	2.1	274	2541	2.4	19.6	144	1749	1.3	21.1	401	3098	3.5	20.9	264	2546	2.3	22.8
FA '04	251	5100	2.2	290	2754	2.5	19.6	135	1790	1.2	20.5	404	3311	3.5	20.3	247	2623	2.2	19.4
SU '04	270	4980	2.3	244	2373	2.1	18.1	269	2876	2.3	18.0	377	3299	3.2	20.9	237	2476	2.0	19.9
4-Book	243	4818	2.1	255	2485	2.2	18.0	164	1944	1.4	18.7	379	3140	3.3	20.0	236	2434	2.1	19.5
SP '04	276	5622	2.3	320	3271	2.7	20.8	159	2376	1.4	17.6	454	3750	3.9	22.3	263	2913	2.2	19.5

** Station(s) not reported this survey.

* Listener estimates adjusted for reported broadcast schedule.

+ Station(s) changed call letters - see Page 13.

4-Book: Avg. of current and previous 3 surveys.
2-Book: Avg. of most recent 2 surveys.

Target Listener Trends

Target Listener Trends - Teens 12-17

	Teens 12-17																					
	Monday-Sunday 6AM-MID				Monday-Friday 6AM-10AM				Monday-Friday 10AM-3PM				Monday-Friday 3PM-7PM				Monday-Friday 7PM-MID					
	AQH (00)	Cume (00)	AQH Rtg	AQH Shr	AQH (00)	Cume (00)	AQH Rtg	AQH Shr	AQH (00)	Cume (00)	AQH Rtg	AQH Shr	AQH (00)	Cume (00)	AQH Rtg	AQH Shr	AQH (00)	Cume (00)	AQH Rtg	AQH Shr		
KRCD-FM																						
SP '05	3	87		.2		13			1	13		.1		5	18		.3		1	18		.1
WI '05	3	173		.2	1	45		.1					3	69		.2	7	58		.1	.6	
FA '04	3	158		.2	2	44		.1	3	92		.5	6	62		.1	3	28		.2	.2	
SU '04	3	91		.2	3	33		.2	6	30		.1	5	33		.3	2	34		.2	.2	
4-Book	3	127		.2	2	34		.1	3	34		.3	5	46		.3	3	35		.3	.3	
SP '04	6	335	.1	.4	7	93	.1	.5	7	90	.1	.8	8	157	.1	.4	3	66		.2	.2	
KRCV-FM																						
SP '05	2	99		.2						13			1	30		.1		13				
WI '05	7	158	.1	.6	12	43	.1	.9	6	55	.1	.9	11	89	.1	.6	1	42		.1	.1	
FA '04	2	90		.2	1	28		.1		16			8	49	.1	.4		12				
SU '04	3	75		.2					1	23		.1					5	41		.4	.4	
4-Book	4	106		.3	3	18		.3	2	27		.3	5	42		.1	2	27		.1	.1	
SP '04		14																				
KRLA-AM																						
SP '05		14				14																
WI '05																						
FA '04		35			2	30		.1					1	20		.1	1	15		.1	.1	
SU '04	1	49		.1		16				18			5	14		.3						
4-Book		25			1	15				5			2	9		.1		4				
SP '04		41											1	41								
KROQ-FM																						
SP '05	105	2727	.9	8.4	136	1496	1.2	9.5	48	740	.4	6.8	167	1552	1.5	8.9	113	1169	1.0	9.3	9.3	
WI '05	126	2791	1.1	10.2	162	1593	1.4	11.6	47	772	.4	6.9	235	1757	2.1	12.2	118	1210	1.0	10.2	10.2	
FA '04	143	2610	1.2	11.1	166	1360	1.4	11.2	60	880	.5	9.1	217	1698	1.9	10.9	163	1250	1.4	12.8	12.8	
SU '04	173	3366	1.5	12.3	146	1477	1.2	10.8	172	1833	1.5	11.5	202	1998	1.7	11.2	196	1670	1.7	16.5	16.5	
4-Book	137	2874	1.2	10.5	153	1482	1.3	10.8	82	1056	.7	8.6	205	1751	1.8	10.8	148	1325	1.3	12.2	12.2	
SP '04	141	3104	1.2	10.1	147	1391	1.3	9.6	82	1040	.7	9.1	229	1987	1.9	11.2	145	1638	1.2	10.8	10.8	
KRTH-FM																						
SP '05	17	901	.1	1.4	15	269	.1	1.0	5	168		.7	25	414	.2	1.3	22	258	.2	1.8	1.8	
WI '05	42	1331	.4	3.4	36	512	.3	2.6	29	384	.3	4.2	67	606	.6	3.5	41	520	.4	3.5	3.5	
FA '04	20	1182	.2	1.5	29	519	.3	2.0	12	224	.1	1.8	35	507	.3	1.8	16	351	.1	1.3	1.3	
SU '04	39	1231	.3	2.8	26	392	.2	1.9	37	571	.3	2.5	64	651	.5	3.6	37	478	.3	3.1	3.1	
4-Book	30	1161	.3	2.3	27	423	.2	1.9	21	337	.2	2.3	48	545	.4	2.6	29	402	.3	2.4	2.4	
SP '04	38	1536	.3	2.7	30	508	.3	2.0	31	479	.3	3.4	65	839	.6	3.2	22	418	.2	1.6	1.6	
KSCA-FM																						
SP '05	28	683	.2	2.2	69	397	.6	4.8	19	130	.2	2.7	27	206	.2	1.4	14	215	.1	1.2	1.2	
WI '05	18	608	.2	1.5	31	256	.3	2.2	14	186	.1	2.0	14	223	.1	.7	12	223	.1	1.0	1.0	
FA '04	19	430	.2	1.5	38	162	.3	2.6	14	118	.1	2.1	26	141	.2	1.3	8	85	.1	.6	.6	
SU '04	22	690	.2	1.6	41	315	.3	3.0	20	214	.2	1.3	15	176	.1	.8	7	144	.1	.6	.6	
4-Book	22	603	.2	1.7	45	283	.4	3.2	17	162	.2	2.0	21	187	.2	1.1	10	167	.1	.9	.9	
SP '04	14	474	.1	1.0	31	273	.3	2.0	17	181	.1	1.9	10	108	.1	.5	3	83		.2	.2	
KSPN-AM																						
SP '05	1	106		.1	1	22		.1					1	18		.1	4	54		.3	.3	
WI '05	2	80		.2	1	32		.1	9	13	.1	1.3	1	17		.1	1	18		.1	.1	
FA '04	2	138		.2	2	19		.1	2	19		.3	4	69		.2	4	46		.3	.3	
SU '04	3	165		.2	3	18		.2	2	44		.1	6	74	.1	.3	6	91	.1	.5	.5	
4-Book	2	122		.2	2	23		.1	3	19		.4	3	45		.2	4	52		.3	.3	
SP '04	3	153		.2	2	41		.1		15			5	81		.2	5	56		.4	.4	
KSSE-FM																						
SP '05	19	739	.2	1.5	29	361	.3	2.0	9	151	.1	1.3	23	306	.2	1.2	8	149	.1	.7	.7	
WI '05	18	711	.2	1.5	27	263	.2	1.9	9	126	.1	1.3	21	271	.2	1.1	13	263	.1	1.1	1.1	
FA '04	25	606	.2	1.9	29	305	.3	2.0	9	161	.1	1.4	44	348	.4	2.2	23	245	.2	1.8	1.8	
SU '04	30	704	.3	2.1	32	327	.3	2.4	31	359	.3	2.1	39	322	.3	2.2	16	256	.1	1.3	1.3	
4-Book	23	690	.2	1.8	29	314	.3	2.1	15	199	.2	1.5	32	312	.3	1.7	15	228	.1	1.2	1.2	
SP '04	22	799	.2	1.6	35	392	.3	2.3	14	190	.1	1.5	28	278	.2	1.4	17	277	.1	1.3	1.3	

** Station(s) not reported this survey.

* Listener estimates adjusted for reported broadcast schedule.

+ Station(s) changed call letters - see Page 13.

4-Book: Avg. of current and previous 3 surveys.
2-Book: Avg. of most recent 2 surveys.

Target Listener Trends

Teens 12-17																				
Monday-Sunday 6AM-MID				Monday-Friday 6AM-10AM				Monday-Friday 10AM-3PM				Monday-Friday 3PM-7PM				Monday-Friday 7PM-MID				
AQH (00)	Cume (00)	AQH Rtg	AQH Shr	AQH (00)	Cume (00)	AQH Rtg	AQH Shr	AQH (00)	Cume (00)	AQH Rtg	AQH Shr	AQH (00)	Cume (00)	AQH Rtg	AQH Shr	AQH (00)	Cume (00)	AQH Rtg	AQH Shr	
+KTLK-AM																				
SP '05	12												12							
WI '05	29				11			29												
FA '04	27			1	12		.1					1	15		.1					
SU '04	22			1	10		.1											10		
4-Book	23			1	8		.1	7					7					3		
SP '04	26			1	15		.1													
KTNQ-AM																				
SP '05	3	40	.2														11	18	.1	.9
WI '05	62			2	46		.1													
FA '04	29							1	29		.2									
SU '04	13																	1	13	.1
4-Book	1	36	.1	1	12		.1	7			.1							3	8	.3
SP '04	**	**	**	**	**	**	**	**	**	**	**	**	**	**	**	**	**	**	**	**
KTWV-FM																				
SP '05	3	176	.2	1	45	.1	.1	2	28	.3	.3	3	63	.2	.2	3	59	.2	.2	
WI '05	8	354	.1	.6	11	108	.1	.8	2	45	.3	17	127	.1	.9	7	114	.1	.6	
FA '04	14	355	.1	1.1	6	106	.1	.4	6	86	.1	28	168	.2	1.4	17	113	.1	1.3	
SU '04	5	390	.4	.4	4	82	.3	.3	7	115	.1	9	152	.1	.5	4	81	.3	.3	
4-Book	8	319	.1	.6	6	85	.1	.4	4	69	.1	14	128	.1	.8	8	92	.1	.6	
SP '04	8	289	.1	.6	10	98	.1	.7	5	23	.6	10	100	.1	.5	9	113	.1	.7	
KWIZ-FM																				
SP '05	1	57	.1		15			1	29	.1			15							
WI '05	1	107	.1		3	26	.2					1	12	.1	.1	1	55	.1	.1	
FA '04	1	66	.1		1	12	.1		1	12	.2	1	22	.1	.1					
SU '04	2	78	.1		2	34	.1		3	36	.2		11			2	48	.2	.2	
4-Book	1	77	.1		2	22	.1		1	19	.1	1	15	.1	.1	1	26	.1	.1	
SP '04	5	133	.4		6	64	.1	.4	5	57	.6	4	40	.2	.2	8	70	.1	.6	
KWVE-FM																				
SP '05	3	126	.2		8	87	.1	.6	3	46	.4	4	58	.2	.2	1	25	.1	.1	
WI '05	1	77	.1		1	17	.1	.1	1	12	.1	1	25	.1	.1	1	13	.1	.1	
FA '04	3	122	.2		6	55	.1	.4	2	26	.3	4	68	.2	.2	2	42	.2	.2	
SU '04	1	104	.1		3	49	.2	.2	1	37	.1		12							
4-Book	2	107	.2		5	52	.1	.3	2	30	.2	2	41	.1	.1	1	20	.1	.1	
SP '04	4	83	.3		10	39	.1	.7	4	22	.4	7	35	.1	.3					
KXOL-FM																				
SP '05	51	867	.4	4.1	53	421	.5	3.7	36	335	.3	5.1	73	559	.6	3.9	55	446	.5	4.5
WI '05	13	377	.1	1.1	21	195	.2	1.5	6	62	.1	.9	14	214	.1	.7	10	150	.1	.9
FA '04	7	233	.1	.5	14	94	.1	.9	7	53	.1	1.1	6	85	.1	.3	2	52	.2	.2
SU '04	7	184	.1	.5	16	70	.1	1.2	5	58	.3	.3	6	66	.1	.3		10		
4-Book	20	415	.2	1.6	26	195	.2	1.8	14	127	.1	1.9	25	231	.2	1.3	17	165	.2	1.4
SP '04	13	385	.1	.9	11	150	.1	.7	12	163	.1	1.3	16	217	.1	.8	12	191	.1	.9
KYSR-FM																				
SP '05	32	893	.3	2.5	41	393	.4	2.9	9	246	.1	1.3	58	492	.5	3.1	25	375	.2	2.1
WI '05	16	895	.1	1.3	15	231	.1	1.1	11	251	.1	1.6	32	427	.3	1.7	8	265	.1	.7
FA '04	17	863	.1	1.3	22	396	.2	1.5	14	216	.1	2.1	24	403	.2	1.2	12	203	.1	.9
SU '04	21	923	.2	1.5	24	262	.2	1.8	27	317	.2	1.8	27	463	.2	1.5	10	190	.1	.8
4-Book	22	894	.2	1.7	26	321	.2	1.8	15	258	.1	1.7	35	446	.3	1.9	14	258	.1	1.1
SP '04	19	706	.2	1.4	23	362	.2	1.5	13	114	.1	1.4	19	321	.2	.9	30	275	.3	2.2
KZLA-FM																				
SP '05	16	334	.1	1.3	21	203	.2	1.5	12	159	.1	1.7	27	200	.2	1.4	13	115	.1	1.1
WI '05	9	335	.1	.7	11	159	.1	.8	3	74	.4	.4	16	204	.1	.8	11	138	.1	.9
FA '04	9	354	.1	.7	11	102	.1	.7	3	47	.5	.5	19	177	.2	1.0	7	114	.1	.6
SU '04	11	308	.1	.8	9	58	.1	.7	1	26	.1	.1	12	73	.1	.7	10	117	.1	.8
4-Book	11	333	.1	.9	13	131	.1	.9	5	77	.7	.7	19	164	.2	1.0	10	121	.1	.9
SP '04	21	408	.2	1.5	24	236	.2	1.6	15	156	.1	1.7	31	222	.3	1.5	14	137	.1	1.0

** Station(s) not reported this survey.

* Listener estimates adjusted for reported broadcast schedule.

+ Station(s) changed call letters - see Page 13.

4-Book: Avg. of current and previous 3 surveys.
2-Book: Avg. of most recent 2 surveys.

Target Listener Trends

Target Listener Trends - Teens 12-17

Teens 12-17																				
Monday-Sunday 6AM-MID				Monday-Friday 6AM-10AM				Monday-Friday 10AM-3PM				Monday-Friday 3PM-7PM				Monday-Friday 7PM-MID				
AQH (00)	Cume (00)	AQH Rtg	AQH Shr	AQH (00)	Cume (00)	AQH Rtg	AQH Shr	AQH (00)	Cume (00)	AQH Rtg	AQH Shr	AQH (00)	Cume (00)	AQH Rtg	AQH Shr	AQH (00)	Cume (00)	AQH Rtg	AQH Shr	
XTRA-AM																				
SP '05	1	34	.1	2	22	.1			12			2	7	.1			7			
WI '05																				
FA '04	2	48	.2	1	15	.1		2	18	.3		8	33	.1	.4					
SU '04	1	69	.1	2	33	.1		1	32	.1			12				12			
4-Book	1	38	.1	1	18	.1		1	16	.1		3	13	.1			5			
SP '04		16		1	16	.1						2	16	.1						
KGGI-FM																				
SP '05	19	717	.2	1.5	23	324	.2	1.6	7	136	.1	1.0	31	416	.3	1.7	15	196	.1	1.2
WI '05	20	782	.2	1.6	12	149	.1	.9	13	264	.1	1.9	33	360	.3	1.7	24	278	.2	2.1
FA '04	34	932	.3	2.6	25	255	.2	1.7	24	381	.2	3.7	51	590	.4	2.6	40	345	.3	3.1
SU '04	24	775	.2	1.7	21	261	.2	1.6	23	325	.2	1.5	27	401	.2	1.5	23	271	.2	1.9
4-Book	24	802	.2	1.9	20	247	.2	1.5	17	277	.2	2.0	36	442	.3	1.9	26	273	.2	2.1
SP '04	22	862	.2	1.6	20	279	.2	1.3	19	298	.2	2.1	31	480	.3	1.5	21	290	.2	1.6
KOLA-FM																				
SP '05	3	73	.2		4	33	.3					12	45	.1	.6		13			
WI '05	**	**	**	**	**	**	**	**	**	**	**	**	**	**	**	**	**	**	**	
FA '04	**	**	**	**	**	**	**	**	**	**	**	**	**	**	**	**	**	**	**	
SU '04	**	**	**	**	**	**	**	**	**	**	**	**	**	**	**	**	**	**	**	
4-Book	**	**	**	**	**	**	**	**	**	**	**	**	**	**	**	**	**	**	**	
SP '04	**	**	**	**	**	**	**	**	**	**	**	**	**	**	**	**	**	**	**	
TOTALS																				
SP '05	1256	10796	11.0		1437	8818	12.5		703	5251	6.1		1871	9148	16.3		1210	7333	10.6	
WI '05	1232	10719	10.8		1400	8602	12.2		683	5502	6.0		1920	8887	16.8		1160	7485	10.1	
FA '04	1294	10949	11.3		1477	8763	12.9		657	5477	5.7		1988	9286	17.4		1272	7673	11.1	
SU '04	1410	11153	12.0		1346	8102	11.5		1495	8144	12.7		1801	9158	15.3		1189	7770	10.1	
4-Book	1298	10904	11.3		1415	8571	12.3		885	6094	7.6		1895	9120	16.5		1208	7565	10.5	
SP '04	1390	11073	11.8		1535	9027	13.1		905	6262	7.7		2040	9551	17.4		1348	8138	11.5	

** Station(s) not reported this survey.

* Listener estimates adjusted for reported broadcast schedule.

+ Station(s) changed call letters - see Page 13.

4-Book: Avg. of current and previous 3 surveys.
2-Book: Avg. of most recent 2 surveys.

Target Listener Estimates

	Teens 12-17																			
	Monday-Friday 6AM-7PM				Weekend 6AM-MID				Saturday 6AM-10AM				Saturday 10AM-3PM				Saturday 3PM-7PM			
	AQH (00)	Cume (00)	AQH Rtg	AQH Shr	AQH (00)	Cume (00)	AQH Rtg	AQH Shr	AQH (00)	Cume (00)	AQH Rtg	AQH Shr	AQH (00)	Cume (00)	AQH Rtg	AQH Shr	AQH (00)	Cume (00)	AQH Rtg	AQH Shr
KABC-AM SP '05 4-Book	1 1	42 52	.1 .1	.1 .1	1 1	14 31	.1 .1	.1 .1	1 1	14 31	.1 .1	.1 .1	1 2	14 13	.1 .1	.1 .1	1 2	14 13	.1 .1	.1 .1
KAZN-AM SP '05 4-Book	**	**	**	**	**	14	**	**	**	**	**	**	**	**	**	**	**	**	**	**
KBIG-FM SP '05 4-Book	12 10	423 437	.1 .1	.9 .7	23 14	328 297	.2 .1	1.9 1.1	20 12	66 56	.2 .1	1.9 1.2	34 16	106 87	.3 .2	1.8 .9	38 24	127 82	.3 .2	2.4 1.5
KBUA-FM SP '05 4-Book	6 9	113 117	.1 .1	.5 .7	4 11	53 72	.1 .1	.3 .9	3 10	12 26	.1 .1	.3 1.1	14 25	39 44	.1 .2	.8 1.4	12 26	26 26	.1 .1	.8 .8
KBUE-FM SP '05 4-Book	66 49	603 615	.6 .4	5.1 3.6	59 48	611 483	.5 .4	4.8 3.8	39 35	122 110	.3 .3	3.6 3.3	81 67	268 207	.7 .6	4.4 3.6	58 53	192 145	.5 .5	3.6 3.3
KCBS-FM SP '05 4-Book	18 19	647 607	.2 .2	1.4 1.4	12 15	309 367	.1 .1	1.0 1.2	11 10	76 60	.1 .1	1.0 .9	19 20	105 98	.2 .2	1.0 1.1	3 20	26 84	.2 .2	1.3 1.3
+KDAY-FM SP '05 4-Book	24 19	792 558	.2 .2	1.9 1.5	21 20	409 343	.2 .2	1.7 1.6	6 9	49 49	.1 .1	.6 .9	54 40	204 157	.5 .4	2.9 2.2	39 30	169 126	.3 .3	2.4 1.9
KDLD-FM SP '05 4-Book	4 3	160 114	.3 .2	.3 .2	2 2	92 56	.2 .2	.2 .2	1 1	9 9	.1 .1	.1 .1	5 3	33 21	.3 .2	.3 .2	5 2	31 11	.3 .1	.3 .1
KDLE-FM SP '05 4-Book	5 5	153 130	.4 .4	.4 .4	3 3	72 71	.2 .2	.2 .2	4 4	15 10	.1 .1	.4 .4	9 6	41 26	.1 .1	.5 .3	4 4	14 14	.3 .3	.3 .3
KEBN-FM SP '05 4-Book	5 **	106 **	.4 **	.4 **	5 **	44 **	.4 **	.4 **	5 **	15 **	.5 **	.5 **	7 **	30 **	.1 **	.4 **	6 **	15 **	.1 **	.4 **
KFI -AM SP '05 4-Book	5 7	172 155	.4 .1	.5 .5	1 2	46 57	.1 .2	.1 .2	6 5	12 16	.1 .1	.6 .5	2 3	8 12	.1 .2	.1 .2	1 1	2 2	.1 .1	.1 .1
KFSH-FM SP '05 4-Book	5 13	165 266	.4 .1	1.0 1.0	5 11	159 248	.1 .1	.9 .9	1 7	12 33	.1 .1	.7 .7	5 13	24 63	.3 .1	.3 .7	6 21	27 60	.1 .2	.4 1.3
KFWB-AM SP '05 4-Book	3 3	107 124	.2 .2	.2 .2	3 2	80 63	.2 .2	.2 .2	6 4	30 18	.1 .1	.6 .4	4 2	31 16	.2 .1	.2 .1	3 3	19 19	.2 .2	.2 .2
KHHT-FM SP '05 4-Book	35 41	1006 1005	.3 .4	2.7 3.0	60 59	807 823	.5 .5	4.9 4.7	58 33	215 138	.5 .3	5.4 3.2	49 56	257 236	.4 .5	2.6 3.1	40 60	150 196	.3 .5	2.5 3.7
KHJ -AM SP '05 4-Book	5 2	61 35	.4 .1	.4 .1	5 3	83 46	.4 .2	.4 .2	9 5	18 16	.1 .1	.8 .4	6 3	31 15	.1 .1	.3 .2	3 2	13 7	.2 .2	.2 .2
KIIS-FM SP '05 4-Book	218 221	4634 4364	1.9 1.9	16.9 16.3	191 193	3162 3079	1.7 1.7	15.6 15.5	154 155	831 724	1.3 1.3	14.4 15.2	278 326	1300 1281	2.4 2.9	15.0 17.8	243 238	1092 911	2.1 2.1	15.2 14.8
KVVS-FM SP '05 4-Book	17 11	165 152	.1 .1	1.3 .9	13 15	134 104	.1 .1	1.1 1.2	7 13	46 37	.1 .1	.7 1.3	28 26	106 63	.2 .2	1.5 1.5	17 25	54 51	.1 .2	1.1 1.6

** Station(s) not reported this survey.

* Listener estimates adjusted for reported broadcast schedule.

+ Station(s) changed call letters - see Page 13.

4-Book: Avg. of current and previous 3 surveys.
2-Book: Avg. of most recent 2 surveys.

Target Listener Estimates

	Teens 12-17																			
	Monday-Friday 6AM-7PM				Weekend 6AM-MID				Saturday 6AM-10AM				Saturday 10AM-3PM				Saturday 3PM-7PM			
	AQH (00)	Cume (00)	AQH Rtg	AQH Shr	AQH (00)	Cume (00)	AQH Rtg	AQH Shr	AQH (00)	Cume (00)	AQH Rtg	AQH Shr	AQH (00)	Cume (00)	AQH Rtg	AQH Shr	AQH (00)	Cume (00)	AQH Rtg	AQH Shr
KJLH-FM																				
SP '05	4	194		.3	14	197	.1	1.1												
4-Book	14	297	.1	1.0	24	275	.2	1.9	11	32	.1	1.1	21	56	.2	1.1	18	42	.2	1.1
KKBT-FM																				
SP '05	159	3230	1.4	12.3	126	2187	1.1	10.3	118	475	1.0	11.0	206	883	1.8	11.1	187	687	1.6	11.7
4-Book	163	3387	1.4	12.0	140	2365	1.2	11.2	117	501	1.0	11.6	221	933	1.9	12.0	182	711	1.6	11.3
KKLA-FM																				
SP '05	1	65		.1	1	14		.1												
4-Book	2	58		.1	1	19		.1	1	4		.1		4			1	4		
KLAC-AM																				
SP '05		12																		
4-Book	1	32		.1		7														
KLAX-FM																				
SP '05	25	430	.2	1.9	29	412	.3	2.4	19	49	.2	1.8	35	105	.3	1.9	34	93	.3	2.1
4-Book	24	505	.2	1.7	26	427	.3	2.1	29	92	.3	2.8	33	128	.3	1.8	31	113	.3	2.0
KLOS-FM																				
SP '05	19	544	.2	1.5	16	200	.1	1.3	12	69	.1	1.1	32	105	.3	1.7	3	31		.2
4-Book	21	638	.2	1.5	15	301	.1	1.2	13	63	.1	1.2	24	116	.2	1.3	21	76	.2	1.3
KLSX-FM																				
SP '05	4	109		.3	4	99		.3					1	27		.1	1	15		.1
4-Book	6	146	.1	.5	3	61		.2					1	11		.1	2	11		.2
KLTX-AM																				
SP '05	6	91	.1	.5	2	58		.2	4	15		.4	3	13		.2	1	18		.1
4-Book	4	63	.1	.3	5	55	.1	.4	3	11		.3	4	16		.2	6	23	.1	.4
KLVE-FM																				
SP '05	14	454	.1	1.1	22	431	.2	1.8	7	40	.1	.7	36	127	.3	1.9	32	119	.3	2.0
4-Book	24	565	.2	1.7	24	439	.2	1.9	20	90	.2	2.0	42	163	.4	2.3	27	100	.3	1.7
KLYY-FM																				
SP '05	9	133	.1	.7	13	134	.1	1.1	8	41	.1	.7	15	65	.1	.8	38	61	.3	2.4
4-Book	11	187	.1	.8	9	144	.1	.8	9	40	.1	.9	13	60	.1	.7	13	34	.1	.8
KMXE-AM																				
SP '05	6	15	.1	.5	5	15		.4	11	15	.1	1.0	6	15	.1	.3				
4-Book	**	**	**	**	**	**	**	**	**	**	**	**	**	**	**	**	**	**	**	**
KMZT-FM																				
SP '05	5	222		.4	14	124	.1	1.1	4	28		.4	22	26	.2	1.2	36	70	.3	2.3
4-Book	4	154		.3	8	107	.1	.6	4	23		.4	11	26	.1	.6	14	30	.1	.9
KNX -AM																				
SP '05	1	81		.1	1	39		.1	2	13		.2	1	13		.1	1	12		.1
4-Book	2	103		.2	1	37		.1	1	3		.1	1	8		.1		3		
KOST-FM																				
SP '05	11	471	.1	.9	18	447	.2	1.5	12	73	.1	1.1	20	88	.2	1.1	24	72	.2	1.5
4-Book	11	472	.1	.8	16	362	.2	1.3	10	67	.1	1.0	20	95	.2	1.1	20	73	.2	1.2
KPWR-FM																				
SP '05	209	3793	1.8	16.2	208	2778	1.8	16.9	178	652	1.6	16.7	303	1220	2.6	16.3	277	1078	2.4	17.4
4-Book	258	4264	2.2	19.0	220	3069	1.9	17.6	175	656	1.5	17.0	333	1278	2.9	18.0	287	1082	2.5	17.9
KRCD-FM																				
SP '05	2	44		.2	5	44		.4					19	31	.2	1.0	18	18	.2	1.1
4-Book	3	85		.2	3	46		.3	1	2		.1	7	17	.1	.4	5	7	.1	.3
KRCV-FM																				
SP '05	1	43		.1	5	44		.4					11	31	.1	.6	21	31	.2	1.3
4-Book	3	65		.3	6	61	.1	.5	2	11		.3	7	22	.1	.4	9	24	.1	.6

Target Listener Estimates - Teens 12-17

** Station(s) not reported this survey.

* Listener estimates adjusted for reported broadcast schedule.

+ Station(s) changed call letters - see Page 13.

4-Book: Avg. of current and previous 3 surveys.
2-Book: Avg. of most recent 2 surveys.

Target Listener Estimates

		Teens 12-17																				
		Monday-Friday 6AM-7PM				Weekend 6AM-MID				Saturday 6AM-10AM				Saturday 10AM-3PM				Saturday 3PM-7PM				
		AQH (00)	Cume (00)	AQH Rtg	AQH Shr	AQH (00)	Cume (00)	AQH Rtg	AQH Shr	AQH (00)	Cume (00)	AQH Rtg	AQH Shr	AQH (00)	Cume (00)	AQH Rtg	AQH Shr	AQH (00)	Cume (00)	AQH Rtg	AQH Shr	
KRLA-AM	SP '05		14																			
	4-Book	1	25		.1																	
KROQ-FM	SP '05	112	2340	1.0	8.7	89	1498	.8	7.2	83	323	.7	7.8	161	661	1.4	8.7	131	500	1.1	8.2	
	4-Book	142	2556	1.2	10.4	122	1633	1.1	9.6	94	333	.8	9.1	182	683	1.6	9.8	167	568	1.4	10.4	
KRTH-FM	SP '05	14	614	.1	1.1	20	565	.2	1.6	26	111	.2	2.4	26	145	.2	1.4	9	62	.1	.6	
	4-Book	31	887	.3	2.2	28	586	.3	2.2	23	91	.2	2.3	38	179	.3	2.1	32	125	.3	2.0	
KSCA-FM	SP '05	37	488	.3	2.9	21	369	.2	1.7	92	201	.8	8.6	16	75	.1	.9	19	42	.2	1.2	
	4-Book	27	430	.2	2.0	21	300	.2	1.7	51	113	.5	4.9	25	88	.2	1.3	14	46	.2	.9	
KSPN-AM	SP '05	1	40		.1	1	48		.1									5	30		.3	
	4-Book	3	81		.2	1	24		.1					1	5		.1	3	12		.2	
KSSE-FM	SP '05	19	577	.2	1.5	25	343	.2	2.0	26	82	.2	2.4	49	111	.4	2.6	36	112	.3	2.3	
	4-Book	24	543	.2	1.8	25	382	.2	2.0	32	90	.3	3.1	39	135	.3	2.1	28	96	.2	1.8	
+KTLK-AM	SP '05		12																			
	4-Book		20				6											2	3		.1	
KTNQ-AM	SP '05					4	40		.3					8	25	.1	.4	4	18		.3	
	4-Book		19			1	14		.1					2	6		.1	1	5		.1	
KTWV-FM	SP '05	2	103		.2	3	81		.2	2	14		.2	5	25		.3	2	11		.1	
	4-Book	8	220	.1	.6	7	139	.1	.5	4	28		.4	5	25		.3	13	35	.1	.8	
KWIZ-FM	SP '05	1	44		.1	1	13		.1					3	13		.2	3	13		.2	
	4-Book	1	41		.1	2	29		.2	1	4		.1	2	15		.1	2	7		.2	
KWVE-FM	SP '05	5	112		.4	3	53		.2	11	53	.1	1.0	5	28		.3	2	13		.1	
	4-Book	3	78		.2	3	63		.2	6	28	.1	.5	2	16		.2	1	6		.1	
KXOL-FM	SP '05	52	711	.5	4.0	47	539	.4	3.8	27	92	.2	2.5	66	246	.6	3.6	50	164	.4	3.1	
	4-Book	21	337	.2	1.6	19	241	.2	1.6	17	53	.1	1.7	26	102	.3	1.4	20	61	.2	1.3	
KYSR-FM	SP '05	34	779	.3	2.6	33	436	.3	2.7	29	111	.3	2.7	62	140	.5	3.3	68	137	.6	4.3	
	4-Book	25	714	.2	1.8	21	454	.2	1.7	15	86	.2	1.5	33	164	.3	1.8	42	149	.4	2.6	
KZLA-FM	SP '05	19	262	.2	1.5	13	179	.1	1.1	9	68	.1	.8	11	46	.1	.6	22	89	.2	1.4	
	4-Book	11	212	.1	.9	11	202	.1	.9	12	57	.1	1.2	12	61	.1	.7	20	59	.2	1.3	
XTRA-AM	SP '05	1	34		.1																	
	4-Book	2	31		.1		16								3			1	9		.1	
KGGI-FM	SP '05	20	572	.2	1.6	22	384	.2	1.8	6	48	.1	.6	45	136	.4	2.4	23	110	.2	1.4	
	4-Book	24	611	.2	1.8	25	424	.2	2.0	19	88	.2	1.9	27	143	.2	1.5	30	125	.3	1.9	
KOLA-FM	SP '05	5	60		.4																	
	4-Book	**	**	**	**	**	**	**	**	**	**	**	**	**	**	**	**	**	**	**	**	**
TOTALS	SP '05	1288	10502	11.2		1228	8810	10.7		1069	3539	9.3		1859	5376	16.2		1596	4408	13.9		
	4-Book	1359	10616	11.8		1251	9010	10.9		1023	3362	8.9		1845	5350	16.0		1605	4410	13.9		

** Station(s) not reported this survey.

* Listener estimates adjusted for reported broadcast schedule.

+ Station(s) changed call letters - see Page 13.

4-Book: Avg. of current and previous 3 surveys.
2-Book: Avg. of most recent 2 surveys.

Target Listener Estimates

Target Listener Estimates - Teens 12-17

	Teens 12-17																			
	Saturday 7PM-MID				Sunday 6AM-10AM				Sunday 10AM-3PM				Sunday 3PM-7PM				Sunday 7PM-MID			
	AQH (00)	Cume (00)	AQH Rtg	AQH Shr	AQH (00)	Cume (00)	AQH Rtg	AQH Shr	AQH (00)	Cume (00)	AQH Rtg	AQH Shr	AQH (00)	Cume (00)	AQH Rtg	AQH Shr	AQH (00)	Cume (00)	AQH Rtg	AQH Shr
KABC-AM SP '05 4-Book		3			3	4	.3		2	12	.2									
KAZN-AM SP '05 4-Book	**	**	**	**	**	**	**	**	**	**	**	**	1	14	**	.1	**	**	**	**
KBIG-FM SP '05 4-Book	29	146	.3	2.5	12	48	.1	1.7	22	69	.2	1.7	6	27	.1	.5	17	40	.1	1.9
KBUA-FM SP '05 4-Book	7	13	.1	.6	3	12		.4					3	27		.2	2	12		.2
KBUE-FM SP '05 4-Book	63	167	.5	5.5	68	155	.6	9.6	91	220	.8	7.1	54	125	.5	4.5	16	65	.1	1.8
KCBS-FM SP '05 4-Book	11	56	.1	1.0	5	47		.7	15	104	.1	1.2	21	58	.2	1.7	5	45		.6
+KDAY-FM SP '05 4-Book	21	89	.2	1.8					20	89	.2	1.6	19	54	.2	1.6	5	35		.6
KDLD-FM SP '05 4-Book	2	4		.1					3	33		.2					1	29		.1
KDLE-FM SP '05 4-Book	1	13		.1		3			3	11		.2	4	31		.3	5	15		.6
KEBN-FM SP '05 4-Book	**	**	**	**	5	15		.7	1	15		.1	7	15	.1	.6	12	15	.1	1.4
KFI -AM SP '05 4-Book	2	7		.2	2	14		.3	1	12		.1	1	12		.1	3	12		.3
KFSH-FM SP '05 4-Book	8	25	.1	.7	11	57	.1	1.6	10	63	.1	.8					1	13		.1
KFWB-AM SP '05 4-Book	5	18		.4	1	7		.1	7	48	.1	.5					2	6		.2
KHHT-FM SP '05 4-Book	56	212	.5	4.9	32	97	.3	4.5	35	169	.3	2.7	61	194	.5	5.0	137	306	1.2	15.6
KHJ -AM SP '05 4-Book	4	18		.3					8	29	.1	.6	10	13	.1	.8				
KIIS-FM SP '05 4-Book	160	829	1.4	13.9	141	605	1.2	20.0	224	1049	2.0	17.4	174	809	1.5	14.4	139	637	1.2	15.8
KVVS-FM SP '05 4-Book	9	39	.1	.8	12	26	.1	1.7	11	64	.1	.9	19	64	.2	1.6	3	13		.3

** Station(s) not reported this survey.

* Listener estimates adjusted for reported broadcast schedule.

+ Station(s) changed call letters - see Page 13.

4-Book: Avg. of current and previous 3 surveys.
2-Book: Avg. of most recent 2 surveys.

Target Listener Estimates

Teens 12-17																			
Saturday 7PM-MID				Sunday 6AM-10AM				Sunday 10AM-3PM				Sunday 3PM-7PM				Sunday 7PM-MID			
AQH (00)	Cume (00)	AQH Rtg	AQH Shr	AQH (00)	Cume (00)	AQH Rtg	AQH Shr	AQH (00)	Cume (00)	AQH Rtg	AQH Shr	AQH (00)	Cume (00)	AQH Rtg	AQH Shr	AQH (00)	Cume (00)	AQH Rtg	AQH Shr
KJLH-FM																			
SP '05	5	22	.4	23	56	.2	3.3	44	128	.4	3.4	39	98	.3	3.2	5	29		.6
4-Book	12	45	1.0	24	70	.2	3.2	52	150	.5	3.9	43	96	.4	3.3	15	42	.1	1.5
KKBT-FM																			
SP '05	148	605	1.3	78	263	.7	11.0	106	549	.9	8.2	110	519	1.0	9.1	56	291	.5	6.4
4-Book	150	638	1.3	88	354	.8	12.2	123	580	1.1	9.3	139	559	1.2	10.8	95	449	.8	9.4
KKLA-FM																			
SP '05				3	14		.4	1	14		.1					1	5		.1
4-Book				2	7		.2	1	7		.1		3			1	5		.1
KLAC-AM																			
SP '05								1	3		.1								
4-Book	1	4	.1					1	3		.1								
KLAX-FM																			
SP '05	32	105	.3	8	44	.1	1.1	26	135	.2	2.0	48	133	.4	4.0	27	62	.2	3.1
4-Book	18	85	.2	20	86	.2	2.7	32	119	.3	2.4	29	102	.3	2.3	17	53	.2	1.8
KLOS-FM																			
SP '05	18	46	.2	11	28	.1	1.6	17	68	.1	1.3	26	99	.2	2.1	4	30		.5
4-Book	13	63	.1	11	47	.1	1.5	9	52	.1	.7	26	81	.2	2.0	8	30	.1	.7
KLSX-FM																			
SP '05				3	13		.4	8	30	.1	.6	7	28	.1	.6	9	14	.1	1.0
4-Book	1	4	.1	2	10		.2	4	16		.3	5	21	.1	.4	4	11	.1	.5
KLTX-AM																			
SP '05	4	28	.3					3	31		.2								
4-Book	5	26	.5	4	9		.5	9	31	.1	.7	2	11		.2	2	6		.2
KLVE-FM																			
SP '05	17	85	.1	16	47	.1	2.3	31	122	.3	2.4	17	64	.1	1.4	18	84	.2	2.0
4-Book	18	71	.2	14	50	.1	1.9	33	135	.3	2.5	21	72	.2	1.7	14	62	.1	1.5
KLYY-FM																			
SP '05								7	13	.1	.5	31	31	.3	2.6	12	31	.1	1.4
4-Book	5	19	.1	5	18		.7	8	40	.1	.6	15	41	.1	1.2	6	23	.1	.6
KMXE-AM																			
SP '05	2	15	.2	10	15	.1	1.4	2	15		.2	5	15		.4	3	15		.3
4-Book	**	**	**	**	**	**	**	**	**	**	**	**	**	**	**	**	**	**	**
KMZT-FM																			
SP '05	3	14	.3	3	14		.4	24	68	.2	1.9	12	28	.1	1.0	5	13		.6
4-Book	5	26	.5	4	25		.6	13	46	.1	1.0	5	23		.4	5	13		.5
KNX -AM																			
SP '05	1	12	.1									1	13		.1				
4-Book	1	6	.1	1	4		.1		3		.1	1	10		.1		7		
KOST-FM																			
SP '05	35	142	.3	15	64	.1	2.1	4	51		.3	7	26	.1	.6	24	117	.2	2.7
4-Book	17	72	.2	10	48	.1	1.3	13	67	.1	1.0	16	54	.2	1.4	18	89	.2	1.9
KPWR-FM																			
SP '05	267	932	2.3	74	292	.6	10.5	213	876	1.9	16.6	196	645	1.7	16.2	133	548	1.2	15.1
4-Book	239	891	2.1	115	459	1.0	15.7	225	859	1.9	16.8	210	753	1.8	16.3	158	608	1.4	16.0
KRCB-FM																			
SP '05				1	13		.1												
4-Book	1	6	.1		3			1	5		.1		2			5	14		.6
KRCV-FM																			
SP '05	8	31	.1	2	9		.3	8	10	.1	.5	7	21	.1	.6	1	4		.1
4-Book	8	27	.1	2	9		.3	8	10	.1	.5	7	21	.1	.6	1	4		.1

** Station(s) not reported this survey.

* Listener estimates adjusted for reported broadcast schedule.

+ Station(s) changed call letters - see Page 13.

4-Book: Avg. of current and previous 3 surveys.
2-Book: Avg. of most recent 2 surveys.

Target Listener Estimates

Target Listener Estimates - Teens 12-17

	Teens 12-17																			
	Saturday 7PM-MID				Sunday 6AM-10AM				Sunday 10AM-3PM				Sunday 3PM-7PM				Sunday 7PM-MID			
	AQH (00)	Cume (00)	AQH Rtg	AQH Shr	AQH (00)	Cume (00)	AQH Rtg	AQH Shr	AQH (00)	Cume (00)	AQH Rtg	AQH Shr	AQH (00)	Cume (00)	AQH Rtg	AQH Shr	AQH (00)	Cume (00)	AQH Rtg	AQH Shr
KRLA-AM SP '05 4-Book																				
KROQ-FM SP '05 4-Book	68 118	287 475	.6 1.0	5.9 10.4	29 54	147 186	.3 .5	4.1 7.4	84 122	425 466	.7 1.0	6.5 9.1	68 117	316 422	.6 1.0	5.6 9.0	79 108	351 430	.7 .9	9.0 10.9
KRTH-FM SP '05 4-Book	6 22	63 100	.1 .2	.5 2.0	10 15	41 74	.1 .1	1.4 2.2	17 26	112 140	.1 .2	1.3 1.9	19 30	87 116	.2 .3	1.6 2.3	42 31	136 131	.4 .3	4.8 3.2
KSCA-FM SP '05 4-Book	10 14	44 54	.1 .1	.9 1.2	3 17	18 41	.4 .2	.4 2.4	21 21	75 80	.2 .2	1.6 1.5	10 13	56 50	.1 .1	.8 1.0	2 15	31 53	.1 .1	.2 1.4
KSPN-AM SP '05 4-Book	1	4		.1									2 2	18 8		.2 .1				
KSSE-FM SP '05 4-Book	14 13	58 59	.1 .1	1.2 1.1	19 14	51 52	.2 .1	2.7 1.9	27 28	132 103	.2 .3	2.1 2.1	25 35	71 98	.2 .3	2.1 2.8	5 17	31 76	.2 .2	.6 1.7
+KTLK-AM SP '05 4-Book					1	3		.1												
KTNQ-AM SP '05 4-Book						4		.1	13 3	33 8	.1 .3	1.0 .3	7 2	18 5	.1 .1	.6 .2				
KTWV-FM SP '05 4-Book	5	25		.5	2	10		.2	8	39	.1	.7	14 12	44 41	.1 .1	1.2 1.0	5 7	28 30	.1	.6 .8
KVIZ-FM SP '05 4-Book	3	7		.3	1	7		.2	1	6		.1	1	3		.1				
KVVE-FM SP '05 4-Book	3	4		.2	1 4	12 16		.1 .4	2 2	14 12		.2 .1	1 2	12 13		.1 .2	1 3	12 10		.1 .3
KXOL-FM SP '05 4-Book	41 14	125 54	.4 .2	3.6 1.3	14 10	67 43	.1 .1	2.0 1.4	63 25	241 80	.5 .2	4.9 1.9	83 29	195 73	.7 .2	6.8 2.4	27 13	137 57	.2 .1	3.1 1.4
KYSR-FM SP '05 4-Book	28 16	95 67	.2 .1	2.4 1.4	17 12	78 58	.1 .1	2.4 1.7	13 19	119 132	.1 .2	1.0 1.5	22 21	119 102	.2 .2	1.8 1.7	26 13	126 84	.2 .1	3.0 1.4
KZLA-FM SP '05 4-Book	19 11	46 31	.2 .1	1.6 1.0	7 7	20 22	.1 .1	1.0 .9	15 12	53 54	.1 .1	1.2 .9	16 15	45 52	.1 .1	1.3 1.1	2 3	28 20		.2 .3
XTRA-AM SP '05 4-Book										4										
KGGI-FM SP '05 4-Book	6 21	63 106	.1 .2	.5 1.8	12 14	76 49	.1 .1	1.7 1.8	33 28	106 106	.3 .2	2.6 2.1	31 24	81 92	.3 .2	2.6 1.9	17 33	64 99	.1 .3	1.9 3.2
KOLA-FM SP '05 4-Book	**	**	**	**	**	**	**	**	**	**	**	**	**	**	**	**	**	**	**	**
TOTALS SP '05 4-Book	1153 1135	3682 3688	10.1 9.8		706 728	2380 2477	6.2 6.3		1286 1331	4209 4167	11.2 11.5		1212 1279	3613 3707	10.6 11.1		880 987	2950 3149	7.7 8.6	

** Station(s) not reported this survey. * Listener estimates adjusted for reported broadcast schedule. + Station(s) changed call letters - see Page 13. 4-Book: Avg. of current and previous 3 surveys. 2-Book: Avg. of most recent 2 surveys.

Listener AQH Composition

Monday-Sunday 6AM-MID																
AQH Persons (00)																
	Persons 12+	Teens 12-17	Men 18+	Men 18-24	Men 25-34	Men 35-44	Men 45-54	Men 55-64	Men 65+	Women 18+	Women 18-24	Women 25-34	Women 35-44	Women 45-54	Women 55-64	Women 65+
KABC-AM	344	1	172	3	4	20	33	45	66	171	1	1	7	26	50	86
(%)	100		50	1	1	6	10	13	19	50			2	8	15	25
Rating	.3		.4			.2	.4	.8	1.2	.3			.1	.3	.8	1.1
Share	2.1	.1	2.2	.3	.2	1.1	2.4	5.1	8.3	2.2	.1	.1	.4	1.9	5.3	7.8
KAZN-AM	64		36		1	15	8	2	9	28		1	7	12		8
(%)	100		56		2	24	13	3	15	44		2	11	19		12
Rating	.1		.1		.1	.1	.1	.2	.1	.1		.1	.1	.1		.1
Share	.4		.5		.1	.8	.6	.2	1.1	.4		.1	.4	.9		.7
KBIG-FM	319	17	131	7	37	33	40	5	10	171	17	44	55	31	16	9
(%)	100	5	41	2	12	10	12	1	3	54	5	14	17	10	5	3
Rating	.3	.1	.3	.1	.4	.3	.5	.1	.2	.3	.3	.5	.5	.3	.3	.1
Share	1.9	1.4	1.7	.7	2.0	1.7	2.9	.6	1.3	2.2	1.8	2.6	3.3	2.2	1.7	.8
KBUA-FM	98	5	54	18	23	6	7	1		39	3	23	9	3		
(%)	100	5	55	18	23	7	7	1		39	3	23	9	3		
Rating	.1		.1	.3	.2	.1	.1			.1		.2	.1			
Share	.6	.4	.7	1.8	1.3	.3	.4	.1		.5	.3	1.4	.5	.2		
KBUE-FM	426	61	218	57	100	40	8	6	7	146	34	31	43	13	12	13
(%)	100	14	51	13	23	9	2	1	2	34	8	7	10	3	3	3
Rating	.4	.5	.5	.9	1.0	.4	.1	.1	.1	.3	.5	.3	.4	.1	.2	.2
Share	2.5	4.9	2.8	5.9	5.5	2.1	.6	.7	.9	1.9	3.5	1.8	2.6	.9	1.3	1.2
KCBS-FM	507	14	299	21	64	136	60	18	1	194	18	42	83	36	10	5
(%)	100	3	59	4	13	27	12	4		38	3	8	16	7	2	1
Rating	.5	.1	.6	.3	.6	1.3	.7	.3		.4	.3	.4	.8	.4	.2	.1
Share	3.0	1.1	3.9	2.2	3.5	7.2	4.3	2.1	.1	2.5	1.9	2.5	5.1	2.6	1.1	.5
KDAY-FM	150	25	67	24	23	14	5	1		58	13	29	11	5		1
(%)	100	17	44	16	15	9	3			39	9	19	7	4		
Rating	.1	.2	.1	.4	.2	.1	.1			.1	.2	.3	.1	.1		
Share	.9	2.0	.9	2.5	1.3	.7	.4	.1		.7	1.3	1.7	.7	.4		.1
KDLD-FM	103	3	61	9	16	19	16	2		39	12	7	11	9		
(%)	100	3	59	9	15	18	15	1		38	11	7	11	9		
Rating	.1		.1	.1	.2	.2	.2			.1	.2	.1	.1	.1		
Share	.6	.2	.8	.9	.9	1.0	1.1	.2		.5	1.2	.4	.7	.6		
KDLE-FM	63	4	40	1	11	21	5	1		19	4	11	3	1		1
(%)	100	6	63	1	18	33	8	2	1	31	6	17	5	2		1
Rating	.1		.1		.1	.2	.1			.1	.1	.1	.1			
Share	.4	.3	.5	.1	.6	1.1	.4	.1		.2	.4	.6	.2	.1		.1
KEBN-FM	75	4	42	5	21	9	4	2	1	28	8	12	7	1		2
(%)	100	6	56	7	28	13	5	2	1	38	10	16	9	1		2
Rating	.1		.1	.1	.2	.1				.1	.1	.1	.1			
Share	.4	.3	.5	.5	1.2	.5	.3	.2	.1	.4	.8	.7	.4	.1		.2
KFI -AM	647	3	316	4	19	60	82	56	95	328	2	14	47	59	61	145
(%)	100		49	1	3	9	13	9	15	51		2	7	9	9	22
Rating	.6		.7	.1	.2	.6	1.0	1.0	1.7	.7		.1	.5	.7	1.0	1.9
Share	3.9	.2	4.1	.4	1.0	3.2	5.9	6.4	11.9	4.2	.2	.8	2.9	4.2	6.4	13.1
KFSH-FM	115	4	42	5	5	19	7	3	3	68	6	12	25	14	7	4
(%)	100	4	37	4	4	16	7	3	3	59	5	10	22	12	6	3
Rating	.1		.1	.1	.2	.1	.1	.1	.1	.1	.1	.1	.2	.2	.1	.1
Share	.7	.3	.5	.5	.3	1.0	.5	.3	.4	.9	.6	.7	1.5	1.0	.7	.4
KFWB-AM	265	4	153	1	21	24	38	31	39	108	3	7	14	25	30	29
(%)	100	2	58		8	9	14	12	15	41	1	2	5	10	11	11
Rating	.2		.3		.2	.2	.4	.6	.7	.2		.1	.1	.3	.5	.4
Share	1.6	.3	2.0	.1	1.2	1.3	2.7	3.5	4.9	1.4	.3	.4	.9	1.8	3.2	2.6
KHHT-FM	490	49	173	29	37	45	46	13	2	268	64	91	39	48	21	6
(%)	100	10	35	6	8	9	9	3		55	13	19	8	10	4	1
Rating	.5	.4	.4	.4	.4	.4	.5	.2		.5	1.0	.9	.4	.5	.3	.1
Share	2.9	3.9	2.2	3.0	2.0	2.4	3.3	1.5	.3	3.5	6.6	5.4	2.4	3.4	2.2	.5

* Listener estimates adjusted for reported broadcast schedule.

+ Station(s) changed call letters - see Page 13.

& Both of the previous footnotes apply.

Listener Cume Composition

Monday-Sunday 6AM-MID

Cume Persons (00)

	Persons 12+	Teens 12-17	Men 18+	Men 18-24	Men 25-34	Men 35-44	Men 45-54	Men 55-64	Men 65+	Women 18+	Women 18-24	Women 25-34	Women 35-44	Women 45-54	Women 55-64	Women 65+
KABC-AM	5054	56	2583	53	152	355	559	542	922	2414	35	72	286	352	599	1070
(%)	100	1	51	1	3	7	11	11	18	48	1	1	6	7	12	21
Rating	4.7	.5	5.5	.8	1.5	3.3	6.5	9.9	16.8	4.9	.6	.7	2.8	4.0	10.0	14.0
KAZN-AM	635	14	302		44	95	91	41	31	320		19	131	101		70
(%)	100	2	47		7	15	14	6	5	50		3	21	16		11
Rating	.6	.1	.6		.4	.9	1.1	.8	.6	.7		.2	1.3	1.1		.9
KBIG-FM	8267	565	3217	290	744	1044	728	209	202	4486	512	1163	1280	870	403	257
(%)	100	7	39	4	9	13	9	3	2	54	6	14	15	11	5	3
Rating	7.7	4.9	6.9	4.4	7.3	9.8	8.5	3.8	3.7	9.2	8.2	11.9	12.4	9.8	6.7	3.4
KBUA-FM	1319	126	655	152	197	113	130	63		538	80	236	114	68	17	23
(%)	100	10	50	12	15	9	10	5		41	6	18	9	5	1	2
Rating	1.2	1.1	1.4	2.3	1.9	1.1	1.5	1.2		1.1	1.3	2.4	1.1	.8	.3	.3
KBUE-FM	6080	862	2992	818	1220	540	256	80	79	2226	604	567	514	279	161	102
(%)	100	14	49	13	20	9	4	1	1	37	10	9	8	5	3	2
Rating	5.7	7.5	6.4	12.4	11.9	5.1	3.0	1.5	1.4	4.6	9.7	5.8	5.0	3.1	2.7	1.3
KCBS-FM	10783	738	5264	503	1198	2190	1023	309	41	4781	550	1130	1565	1059	322	155
(%)	100	7	49	5	11	20	9	3		44	5	10	15	10	3	1
Rating	10.1	6.4	11.2	7.6	11.7	20.7	12.0	5.7	.7	9.8	8.8	11.6	15.2	12.0	5.4	2.0
KDAY-FM	4594	953	1747	565	698	295	126	46	17	1894	580	821	271	167	18	36
(%)	100	21	38	12	15	6	3	1		41	13	18	6	4	1	1
Rating	4.3	8.3	3.7	8.6	6.8	2.8	1.5	.8	.3	3.9	9.3	8.4	2.6	1.9	.3	.5
KDLD-FM	2235	195	1129	190	338	390	199	13		911	288	266	189	135	15	17
(%)	100	9	51	8	15	17	9	1		41	13	12	8	6	1	1
Rating	2.1	1.7	2.4	2.9	3.3	3.7	2.3	.2		1.9	4.6	2.7	1.8	1.5	.2	.2
KDLE-FM	1688	193	773	46	191	399	75	47	15	722	138	301	171	70	23	18
(%)	100	11	46	3	11	24	4	3	1	43	8	18	10	4	1	1
Rating	1.6	1.7	1.6	.7	1.9	3.8	.9	.9	.3	1.5	2.2	3.1	1.7	.8	.4	.2
KEBN-FM	1107	121	582	133	212	139	32	28	39	404	117	121	93	39		35
(%)	100	11	53	12	19	13	3	3	3	37	11	11	8	3		3
Rating	1.0	1.1	1.2	2.0	2.1	1.3	.4	.5	.7	.8	1.9	1.2	.9	.4		.5
KFI -AM	9052	197	4498	134	303	844	1173	928	1117	4358	60	335	715	911	921	1416
(%)	100	2	50	1	3	9	13	10	12	48	1	4	8	10	10	16
Rating	8.4	1.7	9.6	2.0	3.0	8.0	13.7	17.0	20.3	8.9	1.0	3.4	6.9	10.3	15.3	18.5
KFSH-FM	2452	249	800	102	231	211	168	52	38	1403	139	283	455	298	185	44
(%)	100	10	33	4	9	9	7	2	2	57	6	12	19	12	8	2
Rating	2.3	2.2	1.7	1.5	2.3	2.0	2.0	1.0	.7	2.9	2.2	2.9	4.4	3.4	3.1	.6
KFWB-AM	8474	130	4741	85	508	973	1226	936	1013	3603	166	266	568	849	825	928
(%)	100	2	56	1	6	11	14	11	12	43	2	3	7	10	10	11
Rating	7.9	1.1	10.1	1.3	5.0	9.2	14.3	17.2	18.4	7.4	2.7	2.7	5.5	9.6	13.7	12.1
KHHT-FM	9219	1420	3093	653	865	696	579	237	63	4706	1121	1521	859	746	283	175
(%)	100	15	34	7	9	8	6	3	1	51	12	16	9	8	3	2
Rating	8.6	12.4	6.6	9.9	8.5	6.6	6.8	4.3	1.1	9.6	17.9	15.6	8.3	8.4	4.7	2.3

Listener Composition

* Listener estimates adjusted for reported broadcast schedule.

+ Station(s) changed call letters - see Page 13.

& Both of the previous footnotes apply.

Listener AQH Composition

Monday-Sunday 6AM-MID																
AQH Persons (00)																
	Persons 12+	Teens 12-17	Men 18+	Men 18-24	Men 25-34	Men 35-44	Men 45-54	Men 55-64	Men 65+	Women 18+	Women 18-24	Women 25-34	Women 35-44	Women 45-54	Women 55-64	Women 65+
KHJ -AM	117	4	49	3	8	8	15	12	3	63	1	5	15	20	10	13
(%)	100	4	42	2	7	7	13	10	2	54	1	4	13	17	9	11
Rating	.1		.1		.1	.1	.2	.2	.1	.1		.1	.1	.2	.2	.2
Share	.7	.3	.6	.3	.4	.4	1.1	1.4	.4	.8	.1	.3	.9	1.4	1.1	1.2
KIIS-FM	755	209	167	44	43	46	27	6	1	379	103	118	93	54	5	6
(%)	100	28	22	6	6	6	4	1		50	14	16	12	7	1	1
Rating	.7	1.8	.4	.7	.4	.4	.3	.1		.8	1.6	1.2	.9	.6	.1	.1
Share	4.5	16.6	2.2	4.5	2.4	2.4	1.9	.7	.1	4.9	10.7	7.0	5.7	3.9	.5	.5
KVVS-FM	25	15	4	1	3					6	1	3	1	1		
(%)	100	59	17	2	13	1	1			24	3	13	4	2	1	
Rating	.1	.1	.1	.1	.2					.1	.1	.2	.1	.1		
Share	.1	1.2	.1	.1	.2					.1	.1	.2	.1	.1		
KJLH-FM	228	8	68	8	13	15	17	10	4	152	10	35	40	34	25	8
(%)	100	4	30	4	6	7	7	4	2	67	4	15	17	15	11	4
Rating	.2	.1	.1	.1	.1	.1	.2	.2	.1	.3	.2	.4	.4	.4	.4	.1
Share	1.4	.6	.9	.8	.7	.8	1.2	1.1	.5	2.0	1.0	2.1	2.4	2.4	2.6	.7
KKBT-FM	545	144	169	63	42	34	18	12	1	231	76	67	47	29	10	3
(%)	100	26	31	11	8	6	3	2		42	14	12	9	5	2	1
Rating	.5	1.3	.4	1.0	.4	.3	.2	.2		.5	1.2	.7	.5	.3	.2	
Share	3.2	11.5	2.2	6.5	2.3	1.8	1.3	1.4	.1	3.0	7.9	4.0	2.9	2.1	1.1	.3
KKLA-FM	59	1	18		3	4	6	4	1	40	2	3	11	7	13	4
(%)	100	1	31	1	5	8	10	6	2	68	4	5	19	11	22	6
Rating	.1						.1	.1		.1			.1	.1	.2	.1
Share	.4	.1	.2		.2	.2	.4	.5	.1	.5	.2	.2	.7	.5	1.4	.4
KLAC-AM	96		83	1	12	30	25	10	5	13		1	2	1	2	6
(%)	100		86	1	13	31	26	10	6	13		1	2	2	2	6
Rating	.1		.2		.1	.3	.3	.2	.1							.1
Share	.6		1.1	.1	.7	1.6	1.8	1.1	.6	.2		.1	.1	.1	.2	.5
KLAX-FM	671	28	338	45	116	107	18	40	13	305	39	88	74	51	21	31
(%)	100	4	50	7	17	16	3	6	2	45	6	13	11	8	3	5
Rating	.6	.2	.7	.7	1.1	1.0	.2	.7	.2	.6	.6	.9	.7	.6	.3	.4
Share	4.0	2.2	4.4	4.6	6.4	5.7	1.3	4.6	1.6	3.9	4.0	5.2	4.5	3.6	2.2	2.8
KLOS-FM	337	17	195	16	20	74	61	22	2	124	11	23	44	34	10	3
(%)	100	5	58	5	6	22	18	6	1	37	3	7	13	10	3	1
Rating	.3	.1	.4	.2	.2	.7	.7	.4		.3	.2	.2	.4	.4	.2	
Share	2.0	1.4	2.5	1.6	1.1	3.9	4.4	2.5	.3	1.6	1.1	1.4	2.7	2.4	1.1	.3
KLSX-FM	394	4	288	17	71	108	74	11	8	102	6	45	25	19	5	2
(%)	100	1	73	4	18	27	19	3	2	26	2	11	6	5	1	1
Rating	.4		.6	.3	.7	1.0	.9	.2	.1	.2	.1	.5	.2	.2	.1	
Share	2.3	.3	3.7	1.7	3.9	5.7	5.3	1.3	1.0	1.3	.6	2.7	1.5	1.4	.5	.2
KLTX-AM	63	5	29	1	17	4	1	4	1	30	4	5	8	7	2	4
(%)	100	7	46	2	27	7	2	6	2	47	6	7	13	11	3	7
Rating	.1		.1		.2			.1		.1	.1	.1	.1	.1		.1
Share	.4	.4	.4	.1	.9	.2	.1	.5	.1	.4	.4	.3	.5	.5	.2	.4
KLVE-FM	675	17	232	45	85	48	23	13	17	427	46	106	98	93	27	57
(%)	100	2	34	7	13	7	3	2	3	63	7	16	15	14	4	8
Rating	.6	.1	.5	.7	.8	.5	.3	.2	.3	.9	.7	1.1	.9	1.0	.4	.7
Share	4.0	1.4	3.0	4.6	4.7	2.5	1.6	1.5	2.1	5.5	4.8	6.3	6.0	6.6	2.8	5.2
KLYY-FM	278	10	137	18	55	41	14	8	2	131	27	48	32	14	5	6
(%)	100	4	49	6	20	15	5	3	1	47	10	17	11	5	2	2
Rating	.3	.1	.3	.3	.5	.4	.2	.1		.3	.4	.5	.3	.2	.1	.1
Share	1.7	.8	1.8	1.8	3.0	2.2	1.0	.9	.3	1.7	2.8	2.8	1.9	1.0	.5	.5
KMXE-AM	111	4	71	6	10	22	26	5	2	35	2	7	10	12	3	2
(%)	100	4	64	5	9	19	24	4	2	32	1	6	9	11	2	2
Rating	.1		.2		.1	.2	.3	.1		.1		.1	.1	.1		
Share	.7	.3	.9	.6	.5	1.2	1.9	.6	.3	.5	.2	.4	.6	.9	.3	.2

* Listener estimates adjusted for reported broadcast schedule.

+ Station(s) changed call letters - see Page 13.

& Both of the previous footnotes apply.

Listener Cume Composition

Monday-Sunday 6AM-MID																
Cume Persons (00)																
	Persons 12+	Teens 12-17	Men 18+	Men 18-24	Men 25-34	Men 35-44	Men 45-54	Men 55-64	Men 65+	Women 18+	Women 18-24	Women 25-34	Women 35-44	Women 45-54	Women 55-64	Women 65+
KHJ -AM	2130	96	1112	95	319	201	248	140	108	923	71	84	132	184	220	232
(%)	100	4	52	4	15	9	12	7	5	43	3	4	6	9	10	11
Rating	2.0	.8	2.4	1.4	3.1	1.9	2.9	2.6	2.0	1.9	1.1	.9	1.3	2.1	3.7	3.0
KIIS-FM	19134	5031	4973	1418	1364	1274	639	224	54	9130	2621	2724	2034	1323	266	163
(%)	100	26	26	7	7	7	3	1		48	14	14	11	7	1	1
Rating	17.8	43.9	10.6	21.5	13.4	12.0	7.5	4.1	1.0	18.7	41.9	27.9	19.7	14.9	4.4	2.1
KVVS-FM	530	186	133	32	65	19	17			211	27	69	68	36	11	
(%)	100	35	25	6	12	4	3			40	5	13	13	7	2	
Rating	.5	1.6	.3	.5	.6	.2	.2			.4	.4	.7	.7	.4	.2	
KJLH-FM	3926	366	1385	162	310	309	310	188	106	2174	175	614	627	372	245	142
(%)	100	9	35	4	8	8	8	5	3	55	4	16	16	9	6	4
Rating	3.7	3.2	3.0	2.5	3.0	2.9	3.6	3.4	1.9	4.4	2.8	6.3	6.1	4.2	4.1	1.9
KKBT-FM	12421	3771	3610	1550	856	681	298	186	40	5040	1848	1404	873	558	239	118
(%)	100	30	29	12	7	5	2	1		41	15	11	7	4	2	1
Rating	11.6	32.9	7.7	23.5	8.4	6.4	3.5	3.4	.7	10.3	29.5	14.4	8.5	6.3	4.0	1.5
KKLA-FM	1554	78	572	14	44	165	151	154	45	904	59	117	255	214	162	96
(%)	100	5	37	1	3	11	10	10	3	58	4	8	16	14	10	6
Rating	1.4	.7	1.2	.2	.4	1.6	1.8	2.8	.8	1.8	.9	1.2	2.5	2.4	2.7	1.3
KLAC-AM	2273	25	1903	78	274	635	449	260	206	346	17	47	44	38	62	138
(%)	100	1	84	3	12	28	20	11	9	15	1	2	2	2	3	6
Rating	2.1	.2	4.1	1.2	2.7	6.0	5.3	4.8	3.7	.7	.3	.5	.4	.4	1.0	1.8
KLAX-FM	8637	617	4029	736	1328	1043	459	338	126	3991	784	1041	945	674	243	303
(%)	100	7	47	9	15	12	5	4	1	46	9	12	11	8	3	4
Rating	8.1	5.4	8.6	11.2	13.0	9.8	5.4	6.2	2.3	8.2	12.5	10.7	9.2	7.6	4.0	4.0
KLOS-FM	8353	680	4589	489	851	1670	1169	321	88	3084	403	572	1084	716	223	86
(%)	100	8	55	6	10	20	14	4	1	37	5	7	13	9	3	1
Rating	7.8	5.9	9.8	7.4	8.3	15.8	13.7	5.9	1.6	6.3	6.4	5.9	10.5	8.1	3.7	1.1
KLSX-FM	6121	192	4085	330	1033	1432	943	203	144	1843	203	488	460	418	177	96
(%)	100	3	67	5	17	23	15	3	2	30	3	8	8	7	3	2
Rating	5.7	1.7	8.7	5.0	10.1	13.5	11.0	3.7	2.6	3.8	3.2	5.0	4.5	4.7	2.9	1.3
KLTX-AM	937	109	314	16	115	66	24	68	26	514	54	72	97	125	124	43
(%)	100	12	33	2	12	7	3	7	3	55	6	8	10	13	13	5
Rating	.9	1.0	.7	.2	1.1	.6	.3	1.2	.5	1.1	.9	.7	.9	1.4	2.1	.6
KLVE-FM	10362	762	3739	681	1201	971	515	199	172	5861	856	1621	1362	1081	421	522
(%)	100	7	36	7	12	9	5	2	2	57	8	16	13	10	4	5
Rating	9.7	6.7	8.0	10.3	11.8	9.2	6.0	3.7	3.1	12.0	13.7	16.6	13.2	12.2	7.0	6.8
KLYY-FM	4896	207	2376	348	871	659	294	145	60	2313	427	698	583	336	119	150
(%)	100	4	49	7	18	13	6	3	1	47	9	14	12	7	2	3
Rating	4.6	1.8	5.1	5.3	8.5	6.2	3.4	2.7	1.1	4.7	6.8	7.1	5.6	3.8	2.0	2.0
KMXE-AM	1114	15	683	32	151	206	151	116	27	416	14	96	64	127	33	82
(%)	100	1	61	3	14	18	14	10	2	37	1	9	6	11	3	7
Rating	1.0	.1	1.5	.5	1.5	1.9	1.8	2.1	.5	.9	.2	1.0	.6	1.4	.5	1.1

Listener Composition

* Listener estimates adjusted for reported broadcast schedule.

+ Station(s) changed call letters - see Page 13.

& Both of the previous footnotes apply.

Listener AQH Composition

Monday-Sunday 6AM-MID																
AQH Persons (00)																
	Persons 12+	Teens 12-17	Men 18+	Men 18-24	Men 25-34	Men 35-44	Men 45-54	Men 55-64	Men 65+	Women 18+	Women 18-24	Women 25-34	Women 35-44	Women 45-54	Women 55-64	Women 65+
KMZY-FM	268	7	130	3	6	16	9	42	53	131	2	17	9	17	25	61
(%)	100	3	49	1	2	6	4	16	20	49	1	6	3	6	9	23
Rating	.2	.1	.3		.1	.2	.1	.8	1.0	.3		.2	.1	.2	.4	.8
Share	1.6	.6	1.7	.3	.3	.8	.6	4.8	6.6	1.7	.2	1.0	.5	1.2	2.6	5.5
KNX -AM	248	1	144	1	11	24	35	29	43	103	4	5	13	15	20	47
(%)	100		58	1	4	10	14	12	17	42	2	2	5	6	8	19
Rating	.2		.3		.1	.2	.4	.5	.8	.2	.1	.1	.1	.2	.3	.6
Share	1.5	.1	1.9	.1	.6	1.3	2.5	3.3	5.4	1.3	.4	.3	.8	1.1	2.1	4.3
KOST-FM	617	14	189	12	28	44	43	24	39	415	31	74	91	89	72	58
(%)	100	2	31	2	5	7	7	4	6	67	5	12	15	14	12	9
Rating	.6	.1	.4	.2	.3	.4	.5	.4	.7	.8	.5	.8	.9	1.0	1.2	.8
Share	3.7	1.1	2.4	1.2	1.5	2.3	3.1	2.7	4.9	5.4	3.2	4.4	5.5	6.3	7.6	5.3
KPWR-FM	703	205	292	138	97	43	12	2	1	205	79	64	37	19	3	2
(%)	100	29	42	20	14	6	2			29	11	9	5	3		
Rating	.7	1.8	.6	2.1	.9	.4	.1			.4	1.3	.7	.4	.2		
Share	4.2	16.3	3.8	14.2	5.3	2.3	.9	.2	.1	2.6	8.2	3.8	2.3	1.4	.3	.2
KRCD-FM	252	3	114	9	24	29	27	22	3	136	6	30	38	35	14	12
(%)	100	1	45	3	10	11	11	9	1	54	2	12	15	14	6	5
Rating	.2		.2	.1	.2	.3	.3	.4	.1	.3	.1	.3	.4	.4	.2	.2
Share	1.5	.2	1.5	.9	1.3	1.5	1.9	2.5	.4	1.8	.6	1.8	2.3	2.5	1.5	1.1
KRCV-FM	182	2	83	2	30	17	18	14	2	97	5	8	27	18	13	27
(%)	100	1	45	1	17	10	10	8	1	54	3	5	15	10	7	15
Rating	.2		.2		.3	.2	.2	.3		.2	.1	.1	.3	.2	.2	.4
Share	1.1	.2	1.1	.2	1.6	.9	1.3	1.6	.3	1.3	.5	.5	1.6	1.3	1.4	2.4
KRLA-AM	120		75	2	2	9	25	13	24	45	1		5	5	13	20
(%)	100		62	2	1	7	21	11	20	38	1		4	4	11	16
Rating	.1		.2			.1	.3	.2	.4	.1			.1	.2	.3	.3
Share	.7		1.0	.2	.1	.5	1.8	1.5	3.0	.6	.1		.3	.4	1.4	1.8
KROQ-FM	627	105	313	100	113	67	28	3	1	208	62	89	42	13	2	
(%)	100	17	50	16	18	11	5			33	10	14	7	2		
Rating	.6	.9	.7	1.5	1.1	.6	.3	.1		.4	1.0	.9	.4	.1		
Share	3.7	8.4	4.0	10.3	6.2	3.5	2.0	.3	.1	2.7	6.4	5.3	2.6	.9	.2	
KRTH-FM	414	17	192	13	36	26	52	37	30	205	23	19	18	74	46	26
(%)	100	4	46	3	9	6	12	9	7	49	5	5	4	18	11	6
Rating	.4	.1	.4	.2	.4	.2	.6	.7	.5	.4	.4	.2	.2	.8	.8	.3
Share	2.5	1.4	2.5	1.3	2.0	1.4	3.7	4.2	3.8	2.6	2.4	1.1	1.1	5.3	4.8	2.4
KSCA-FM	669	28	368	69	162	98	18	9	12	273	38	100	86	20	22	7
(%)	100	4	55	10	24	15	3	1	2	41	6	15	13	3	3	1
Rating	.6	.2	.8	1.0	1.6	.9	.2	.2	.2	.6	.6	1.0	.8	.2	.4	.1
Share	4.0	2.2	4.7	7.1	8.9	5.2	1.3	1.0	1.5	3.5	3.9	5.9	5.2	1.4	2.3	.6
KSPN-AM	101	1	78	3	13	13	20	8	20	22	2	6	1	3	1	9
(%)	100	1	77	3	13	13	20	8	20	21	2	6	1	3	1	9
Rating	.1		.2		.1	.1	.2	.1	.4			.1				.1
Share	.6	.1	1.0	.3	.7	.7	1.4	.9	2.5	.3	.2	.4	.1	.2	.1	.8
KSSE-FM	402	19	199	39	86	56	15	1	1	184	57	66	36	13	9	3
(%)	100	5	50	10	21	14	4			46	14	16	9	3	2	1
Rating	.4	.2	.4	.6	.8	.5	.2			.4	.9	.7	.3	.1	.1	.1
Share	2.4	1.5	2.6	4.0	4.7	3.0	1.1	.1	.1	2.4	5.9	3.9	2.2	.9	.9	.3
KTLK-AM	129		77	1	2	16	26	15	17	51	1	3	5	12	12	19
(%)	100		60		2	12	21	12	13	40	1	2	4	9	9	15
Rating	.1		.2			.2	.3	.3	.3	.1		.2	.3	.1	.2	.2
Share	.8		1.0	.1	.1	.8	1.9	1.7	2.1	.7	.1	.2	.3	.9	1.3	1.7
KTNQ-AM	113	3	69	4	28	12	11	11	2	41	2	7	7	9	6	9
(%)	100	3	61	4	25	11	10	10	2	36	2	7	6	8	5	8
Rating	.1		.1	.1	.3	.1	.1	.2		.1		.1	.1	.1	.1	.1
Share	.7	.2	.9	.4	1.5	.6	.8	1.3	.3	.5	.2	.4	.4	.6	.6	.8

* Listener estimates adjusted for reported broadcast schedule.

+ Station(s) changed call letters - see Page 13.

& Both of the previous footnotes apply.

Listener Cume Composition

Monday-Sunday 6AM-MID

Cume Persons (00)

	Persons 12+	Teens 12-17	Men 18+	Men 18-24	Men 25-34	Men 35-44	Men 45-54	Men 55-64	Men 65+	Women 18+	Women 18-24	Women 25-34	Women 35-44	Women 45-54	Women 55-64	Women 65+
KMZT-FM	5428	259	2329	63	303	461	331	430	741	2840	101	342	478	610	482	827
(%)	100	5	43	1	6	8	6	8	14	52	2	6	9	11	9	15
Rating	5.1	2.3	5.0	1.0	3.0	4.3	3.9	7.9	13.5	5.8	1.6	3.5	4.6	6.9	8.0	10.8
KNX -AM	8197	107	4665	38	419	967	1063	1051	1127	3425	106	241	603	606	691	1178
(%)	100	1	57		5	12	13	13	14	42	1	3	7	7	8	14
Rating	7.6	.9	9.9	.6	4.1	9.1	12.4	19.3	20.5	7.0	1.7	2.5	5.8	6.8	11.5	15.4
KOST-FM	12098	717	4225	267	728	951	1144	528	607	7157	756	1409	1523	1600	1042	826
(%)	100	6	35	2	6	8	9	4	5	59	6	12	13	13	9	7
Rating	11.3	6.3	9.0	4.1	7.1	9.0	13.4	9.7	11.0	14.6	12.1	14.4	14.7	18.1	17.3	10.8
KPWR-FM	16210	4400	5734	2384	1918	882	366	115	69	6076	2207	1981	1118	549	131	90
(%)	100	27	35	15	12	5	2	1		37	14	12	7	3	1	1
Rating	15.1	38.4	12.2	36.2	18.8	8.3	4.3	2.1	1.3	12.4	35.3	20.3	10.8	6.2	2.2	1.2
KRCO-FM	3554	87	1630	241	520	401	271	145	52	1837	127	543	381	464	183	140
(%)	100	2	46	7	15	11	8	4	1	52	4	15	11	13	5	4
Rating	3.3	.8	3.5	3.7	5.1	3.8	3.2	2.7	.9	3.8	2.0	5.6	3.7	5.2	3.0	1.8
KRCV-FM	2804	99	1361	62	461	376	242	180	41	1343	139	241	372	223	150	219
(%)	100	4	49	2	16	13	9	6	1	48	5	9	13	8	5	8
Rating	2.6	.9	2.9	.9	4.5	3.5	2.8	3.3	.7	2.7	2.2	2.5	3.6	2.5	2.5	2.9
KRLA-AM	2399	14	1332	44	67	160	328	338	395	1054	29	31	89	211	236	457
(%)	100	1	56	2	3	7	14	14	16	44	1	1	4	9	10	19
Rating	2.2	.1	2.8	.7	.7	1.5	3.8	6.2	7.2	2.2	.5	.3	.9	2.4	3.9	6.0
KROQ-FM	14302	2727	6195	1687	2065	1543	747	113	39	5381	1758	1804	1112	549	113	46
(%)	100	19	43	12	14	11	5	1		38	12	13	8	4	1	
Rating	13.3	23.8	13.2	25.6	20.2	14.6	8.7	2.1	.7	11.0	28.1	18.5	10.8	6.2	1.9	.6
KRTH-FM	11500	901	4595	461	830	700	1178	912	515	6004	846	691	949	1766	1142	609
(%)	100	8	40	4	7	6	10	8	4	52	7	6	8	15	10	5
Rating	10.7	7.9	9.8	7.0	8.1	6.6	13.8	16.7	9.4	12.3	13.5	7.1	9.2	19.9	19.0	8.0
KSCA-FM	8297	683	4190	720	1649	1082	442	175	122	3424	608	1238	771	428	167	213
(%)	100	8	50	9	20	13	5	2	1	41	7	15	9	5	2	3
Rating	7.7	6.0	8.9	10.9	16.1	10.2	5.2	3.2	2.2	7.0	9.7	12.7	7.5	4.8	2.8	2.8
KSPN-AM	2868	106	2093	75	360	510	508	260	380	670	45	134	96	151	29	215
(%)	100	4	73	3	13	18	18	9	13	23	2	5	3	5	1	7
Rating	2.7	.9	4.5	1.1	3.5	4.8	5.9	4.8	6.9	1.4	.7	1.4	.9	1.7	.5	2.8
KSSE-FM	7257	739	2896	630	1219	692	238	40	77	3623	965	1346	734	310	154	114
(%)	100	10	40	9	17	10	3	1	1	50	13	19	10	4	2	2
Rating	6.8	6.5	6.2	9.6	11.9	6.5	2.8	.7	1.4	7.4	15.4	13.8	7.1	3.5	2.6	1.5
KTLK-AM	1586	12	965	46	118	221	287	164	130	610	41	62	97	178	101	130
(%)	100	1	61	3	7	14	18	10	8	38	3	4	6	11	6	8
Rating	1.5	.1	2.1	.7	1.2	2.1	3.4	3.0	2.4	1.2	.7	.6	.9	2.0	1.7	1.7
KTNQ-AM	1844	40	1140	61	459	283	181	117	39	665	41	188	152	107	98	79
(%)	100	2	62	3	25	15	10	6	2	36	2	10	8	6	5	4
Rating	1.7	.3	2.4	.9	4.5	2.7	2.1	2.1	.7	1.4	.7	1.9	1.5	1.2	1.6	1.0

Listener Composition

* Listener estimates adjusted for reported broadcast schedule.

+ Station(s) changed call letters - see Page 13.

& Both of the previous footnotes apply.

Listener AQH Composition

Monday-Sunday 6AM-MID																
AQH Persons (00)																
	Persons 12+	Teens 12-17	Men 18+	Men 18-24	Men 25-34	Men 35-44	Men 45-54	Men 55-64	Men 65+	Women 18+	Women 18-24	Women 25-34	Women 35-44	Women 45-54	Women 55-64	Women 65+
KTWV-FM	639	3	294	15	16	56	77	88	41	342	2	25	61	107	88	58
(%)	100		46	2	3	9	12	14	6	54		4	10	17	14	9
Rating	.6		.6	.2	.2	.5	.9	1.6	.7	.7		.3	.6	1.2	1.5	.8
Share	3.8	.2	3.8	1.5	.9	3.0	5.5	10.1	5.1	4.4	.2	1.5	3.7	7.6	9.3	5.3
KWIZ-FM	69	1	34	13	17	3	1	1		34	6	17	9	1		1
(%)	100	1	50	19	24	4	1	1		49	9	25	13	1		1
Rating	.1		.1	.2	.2	.2	.1	.1		.1	.1	.2	.1			
Share	.4	.1	.4	1.3	.9	.2	.1	.1		.4	.6	1.0	.5	.1		.1
KWVE-FM	82	3	18	1	7	3	2	3	2	61	1	5	15	15	9	17
(%)	100	4	22	1	8	4	3	4	2	74	1	6	18	18	11	21
Rating	.1				.1			.1		.1		.1	.1	.2	.1	.2
Share	.5	.2	.2	.1	.4	.2	.1	.3	.3	.8	.1	.3	.9	1.1	.9	1.5
KXOL-FM	343	51	119	24	46	34	7	5	4	173	45	59	33	17	13	6
(%)	100	15	35	7	13	10	2	2	1	50	13	17	10	5	4	2
Rating	.3	.4	.3	.4	.5	.3	.1	.1	.1	.4	.7	.6	.3	.2	.2	.1
Share	2.0	4.1	1.5	2.5	2.5	1.8	.5	.6	.5	2.2	4.7	3.5	2.0	1.2	1.4	.5
KYSR-FM	317	32	115	15	22	53	13	7	5	170	13	58	56	27	8	8
(%)	100	10	36	5	7	17	4	2	2	54	4	18	18	8	2	3
Rating	.3	.3	.2	.2	.2	.5	.2	.1	.1	.3	.2	.6	.5	.3	.1	.1
Share	1.9	2.5	1.5	1.5	1.2	2.8	.9	.8	.6	2.2	1.3	3.4	3.4	1.9	.8	.7
KZLA-FM	302	16	120	7	14	31	37	14	18	166	16	33	34	31	36	16
(%)	100	5	40	2	5	10	12	5	6	55	5	11	11	10	12	5
Rating	.3	.1	.3	.1	.1	.3	.4	.3	.3	.3	.3	.3	.3	.3	.6	.2
Share	1.8	1.3	1.5	.7	.8	1.6	2.6	1.6	2.3	2.1	1.7	1.9	2.1	2.2	3.8	1.5
XTRA-AM	118	1	50	1	2	13	3	5	27	68	1	1	3	5	15	44
(%)	100	1	42	1	1	11	2	4	23	57	1	1	2	4	13	37
Rating	.1		.1			.1		.1	.5	.1			.1	.1	.2	.6
Share	.7	.1	.6	.1	.1	.7	.2	.6	3.4	.9	.1	.1	.2	.4	1.6	4.0
KGGI-FM	71	19	23	4	10	1	7			29	8	13	4	3	1	
(%)	100	27	32	6	14	2	10			41	11	18	5	4	2	
Rating	.1	.2		.1	.1		.1			.1	.1	.1				
Share	.4	1.5	.3	.4	.5	.1	.5			.4	.8	.8	.2	.2	.1	
KOLA-FM	55	3	30		1	1	7	9	12	22		2	3	4	7	5
(%)	100	5	55	1	2	1	13	16	22	40		4	6	6	13	10
Rating	.1		.1				.1	.2	.2			.1	.2	.3	.1	.1
Share	.3	.2	.4		.1	.1	.5	1.0	1.5	.3		.1	.2	.3	.7	.5
TOTALS	16772	1256	7759	973	1821	1889	1401	875	799	7757	966	1694	1642	1402	951	1103
(%)	100	7	46	6	11	11	8	5	5	46	6	10	10	8	6	7
Rating	15.6	11.0	16.5	14.8	17.8	17.8	16.4	16.1	14.5	15.9	15.4	17.3	15.9	15.8	15.8	14.4

* Listener estimates adjusted for reported broadcast schedule.

+ Station(s) changed call letters - see Page 13.

& Both of the previous footnotes apply.

Listener Cume Composition

Monday-Sunday 6AM-MID

Cume Persons (00)

	Persons 12+	Teens 12-17	Men 18+	Men 18-24	Men 25-34	Men 35-44	Men 45-54	Men 55-64	Men 65+	Women 18+	Women 18-24	Women 25-34	Women 35-44	Women 45-54	Women 55-64	Women 65+
KTWV-FM	9064	176	4116	178	442	840	1165	868	623	4772	109	555	1045	1299	1028	737
(%)	100	2	45	2	5	9	13	10	7	53	1	6	12	14	11	8
Rating	8.5	1.5	8.8	2.7	4.3	7.9	13.6	15.9	11.3	9.8	1.7	5.7	10.1	14.7	17.1	9.6
KWIZ-FM	1356	57	816	225	317	150	54	71		483	146	157	108	41	11	21
(%)	100	4	60	17	23	11	4	5		36	11	12	8	3	1	2
Rating	1.3	.5	1.7	3.4	3.1	1.4	.6	1.3		1.0	2.3	1.6	1.0	.5	.2	.3
KWVE-FM	1577	126	577	43	124	105	167	85	53	874	43	170	233	206	152	70
(%)	100	8	37	3	8	7	11	5	3	55	3	11	15	13	10	4
Rating	1.5	1.1	1.2	.7	1.2	1.0	2.0	1.6	1.0	1.8	.7	1.7	2.3	2.3	2.5	.9
KXOL-FM	5999	867	2328	490	736	675	191	92	144	2805	636	915	567	338	143	206
(%)	100	14	39	8	12	11	3	2	2	47	11	15	9	6	2	3
Rating	5.6	7.6	5.0	7.4	7.2	6.4	2.2	1.7	2.6	5.7	10.2	9.4	5.5	3.8	2.4	2.7
KYSR-FM	9556	893	3214	380	917	1135	545	181	56	5450	893	1668	1667	861	183	178
(%)	100	9	34	4	10	12	6	2	1	57	9	17	17	9	2	2
Rating	8.9	7.8	6.9	5.8	9.0	10.7	6.4	3.3	1.0	11.1	14.3	17.1	16.1	9.7	3.0	2.3
KZLA-FM	6260	334	2522	144	374	703	654	351	295	3404	497	574	808	655	596	274
(%)	100	5	40	2	6	11	10	6	5	54	8	9	13	10	10	4
Rating	5.8	2.9	5.4	2.2	3.7	6.6	7.6	6.4	5.4	7.0	7.9	5.9	7.8	7.4	9.9	3.6
XTRA-AM	1982	34	838	28	110	71	87	134	409	1110	14	64	124	108	148	652
(%)	100	2	42	1	6	4	4	7	21	56	1	3	6	5	7	33
Rating	1.8	.3	1.8	.4	1.1	.7	1.0	2.5	7.4	2.3	.2	.7	1.2	1.2	2.5	8.5
KGGI-FM	2569	717	650	222	198	72	131	14	12	1202	340	409	205	151	60	37
(%)	100	28	25	9	8	3	5	1		47	13	16	8	6	2	1
Rating	2.4	6.3	1.4	3.4	1.9	.7	1.5	.3	.2	2.5	5.4	4.2	2.0	1.7	1.0	.5
KOLA-FM	1283	73	687	14	66	53	248	159	146	524	31	90	48	192	114	48
(%)	100	6	54	1	5	4	19	12	11	41	2	7	4	15	9	4
Rating	1.2	.6	1.5	.2	.6	.5	2.9	2.9	2.7	1.1	.5	.9	.5	2.2	1.9	.6
TOTALS	101099	10796	44220	6128	9658	10255	8196	5052	4931	46083	6074	9442	9982	8565	5660	6361
(%)	100	11	44	6	10	10	8	5	5	46	6	9	10	8	6	6
Rating	94.3	94.2	94.3	93.0	94.5	96.7	95.8	92.7	89.7	94.3	97.0	96.6	96.7	96.7	94.1	83.1

Listener Composition

* Listener estimates adjusted for reported broadcast schedule.

+ Station(s) changed call letters - see Page 13.

& Both of the previous footnotes apply.

Listening Locations

	Persons 18+															
	AQH (00)															
	Monday-Friday 6AM-10AM+3PM-7PM				Monday-Friday 10AM-3PM				Weekend 10AM-7PM				Monday-Sunday 6AM-MID			
	At Home	In Car	At Work	Other	At Home	In Car	At Work	Other	At Home	In Car	At Work	Other	At Home	In Car	At Work	Other
KABC-AM (%)	302 60	153 31	43 9	1	268 54	130 26	93 19	7 1	148 73	49 24	3 1	2 1	217 63	89 26	35 10	2 1
KAZN-AM (%)	63 68	29 31	1 1		56 85	9 14	1 1		36 83	7 17			51 80	13 20		1
KBIG-FM (%)	56 16	128 35	172 47	7 2	64 12	87 17	359 70	5 1	79 30	123 46	63 24	2 1	66 22	91 30	140 46	6 2
KBUA-FM (%)	50 38	35 27	45 34	1 1	36 25	19 14	87 61	1 1	36 52	14 21	16 23	3 4	37 39	19 20	37 39	1 1
KBUE-FM (%)	158 38	103 24	151 36	8 2	261 37	85 12	351 50	11 1	159 54	66 22	65 22	6 2	152 42	70 19	136 37	6 2
KCBS-FM (%)	95 15	280 44	243 38	15 2	109 14	202 25	476 59	17 2	196 39	191 38	87 18	24 5	102 21	183 37	194 39	13 3
KDAY-FM (%)	30 19	87 55	33 21	8 5	28 17	70 42	56 33	13 8	55 37	55 37	18 12	21 14	31 25	56 45	27 22	10 8
KDLD-FM (%)	23 19	56 47	40 33	1 1	48 25	54 28	88 46	1	37 47	32 40	10 12		28 28	39 39	32 32	
KDLE-FM (%)	14 20	40 57	16 22		11 9	47 41	57 50		11 28	28 70		1 2	10 18	31 53	17 28	1 1
KEBN-FM (%)	28 31	25 27	38 42	1 1	56 42	7 5	68 51	2 2	27 56	17 35	4 9		30 42	12 18	27 39	1 2
KFI -AM (%)	441 46	427 44	94 10	7 1	408 42	376 39	169 18	11 1	174 59	108 36	10 4	5 2	322 50	250 39	66 10	6 1
KFSH-FM (%)	32 23	91 64	18 13		44 29	49 32	60 39		50 41	69 57	3 3		33 30	58 53	19 17	
KFWB-AM (%)	125 30	261 64	25 6		84 31	143 53	39 15	2 1	90 44	109 54		3 2	98 38	145 55	17 6	1
KHHT-FM (%)	168 33	194 38	136 27	11 2	146 25	153 26	272 46	22 4	219 50	117 27	70 16	27 6	173 39	133 30	117 27	17 4
KHJ -AM (%)	111 68	30 18	20 12	2 1	78 60	15 11	32 24	6 5	93 79	8 6	17 14		79 70	16 14	15 14	2 2
KIIS-FM (%)	214 28	393 51	145 19	16 2	151 22	202 30	304 45	20 3	208 38	230 42	83 15	20 4	171 31	230 42	127 23	18 3
KVVS-FM (%)	6 37	5 35	4 27	1	2 23	4 48	3 29		8 67	4 33			5 46	3 33	2 20	1
KJLH-FM (%)	95 36	105 40	60 23	5 2	60 24	49 20	134 55	1 1	160 54	100 34	24 8	10 4	96 44	69 31	51 23	5 2
KKBT-FM (%)	194 33	272 46	109 18	14 2	119 29	119 29	155 38	11 3	157 43	129 35	48 13	30 8	154 39	147 37	84 21	16 4
KKLA-FM (%)	38 36	57 55	9 9		24 34	26 36	17 23	6 8	5 23	11 48	6 29		22 37	28 48	8 13	1 2
KLAC-AM (%)	27 24	76 66	12 10		33 19	81 45	64 36		20 48	21 50	1 3		28 29	47 49	21 22	
KLAX-FM (%)	388 41	210 22	317 34	24 3	287 35	124 15	394 47	26 3	270 48	125 22	145 26	21 4	276 43	132 21	217 34	18 3
KLOS-FM (%)	89 18	233 46	171 34	10 2	75 18	133 31	213 50	3 1	116 45	100 39	32 13	8 3	77 24	128 40	107 33	7 2
KLSX-FM (%)	198 28	358 50	153 22	3	148 21	239 35	297 43	6 1	20 27	40 54	6 8	8 10	102 26	174 44	112 29	4 1

* Listener estimates adjusted for reported broadcast schedule.

+ Station(s) changed call letters - see Page 13.

NOTE: Demographic estimates here may not sum to like demographics in other sections of the report due to rounding.

Listening Locations

	Persons 18+															
	AQH (00)															
	Monday-Friday 6AM-10AM+3PM-7PM				Monday-Friday 10AM-3PM				Weekend 10AM-7PM				Monday-Sunday 6AM-MID			
	At Home	In Car	At Work	Other	At Home	In Car	At Work	Other	At Home	In Car	At Work	Other	At Home	In Car	At Work	Other
KLTX-AM (%)	36 48	15 20	23 30	2 2	38 41	24 26	29 32	1 1	8 32	11 44	3 13	3 11	28 49	14 25	14 24	1 2
KLVE-FM (%)	324 41	212 27	230 29	22 3	436 45	103 11	410 42	23 2	398 60	142 21	94 14	30 5	328 50	129 20	181 27	21 3
KLYY-FM (%)	112 33	80 24	139 42	4 1	201 40	68 14	226 45	6 1	141 57	66 27	36 15	5 2	112 42	53 20	100 37	4 1
KMXE-AM (%)	60 43	57 41	22 15	2 1	43 24	57 31	81 45		21 61	8 22	6 17		47 44	32 30	27 25	1
KMZT-FM (%)	167 55	91 30	39 13	6 2	131 45	86 29	71 24	5 2	224 65	99 29	19 5	2 1	155 59	70 27	32 12	4 2
KNX -AM (%)	123 34	226 62	13 4	1	88 29	190 63	21 7	1	126 53	105 44	8 3		97 39	139 56	10 4	1
KOST-FM (%)	211 27	304 39	250 32	11 1	178 19	222 24	523 56	14 1	172 35	195 40	104 21	16 3	187 31	198 33	208 35	11 2
KPWR-FM (%)	242 33	341 47	124 17	23 3	129 23	198 36	186 34	39 7	234 48	185 38	44 9	24 5	174 35	208 42	92 18	24 5
KRCD-FM (%)	128 44	73 25	86 29	7 2	99 31	73 23	149 46	1	132 59	56 25	36 16	1 1	121 49	55 22	69 28	4 2
KRCV-FM (%)	107 49	61 28	47 22	3 1	153 55	49 18	71 26	3 1	114 74	29 19	11 7		105 58	39 21	35 19	2 1
KRLA-AM (%)	125 65	49 25	17 9	2 1	96 45	72 34	41 20	2 1	30 91	3 8		1	74 61	32 26	14 11	1 1
KROQ-FM (%)	147 21	407 57	150 21	11 2	108 16	255 39	286 43	13 2	205 42	200 42	51 11	26 5	143 28	245 47	119 23	14 3
KRTH-FM (%)	139 29	209 43	132 27	7 1	143 24	146 24	311 51	10 2	184 44	171 41	47 11	18 4	132 33	139 35	117 29	10 2
KSCA-FM (%)	383 36	311 29	367 34	17 2	223 28	98 12	475 59	11 1	205 48	98 23	109 26	10 2	236 37	151 24	242 38	12 2
KSPN-AM (%)	29 26	68 62	13 12		18 17	53 51	33 32		53 46	49 42	10 9	4 3	34 35	49 49	16 16	1 1
KSSE-FM (%)	185 34	191 35	167 30	4 1	216 42	102 20	191 37	10 2	211 56	102 27	54 14	11 3	163 42	106 28	108 28	7 2
KTLK-AM (%)	74 40	89 48	18 10	4 2	125 51	76 31	37 15	5 2	15 32	23 50		8 18	58 45	53 41	13 10	4 3
KTND-AM (%)	48 31	61 40	43 28	2 1	37 20	67 37	78 43		25 43	25 43	8 14		34 31	41 37	34 31	1 1
KTWV-FM (%)	251 32	243 31	284 36	11 1	274 25	225 20	579 53	21 2	251 48	170 32	98 19	7 1	232 36	168 26	226 36	10 2
KWIZ-FM (%)	37 45	21 26	24 29	1 1	31 37	10 13	40 48	2 2	48 64	11 15	15 20	1 1	35 52	12 18	20 29	1 1
KWVE-FM (%)	57 49	43 36	18 15		26 34	22 29	28 36		52 76	12 18	3 5	1 1	43 55	23 30	12 15	
KXOL-FM (%)	144 44	89 27	85 26	10 3	174 40	75 17	168 39	18 4	185 63	60 21	37 13	10 3	145 50	61 21	73 25	13 4
KYSR-FM (%)	96 22	259 60	77 18	2	54 15	152 42	149 42	4 1	109 42	131 50	10 4	12 5	74 26	147 52	59 21	5 2
KZLA-FM (%)	76 19	225 57	91 23	4 1	92 22	176 41	155 36	3 1	107 37	156 54	11 4	13 5	70 24	149 52	63 22	5 2

Listening Locations

* Listener estimates adjusted for reported broadcast schedule.

+ Station(s) changed call letters - see Page 13.

NOTE: Demographic estimates here may not sum to like demographics in other sections of the report due to rounding.

Listening Locations

Persons 18+																
AQH (00)																
	Monday-Friday 6AM-10AM+3PM-7PM				Monday-Friday 10AM-3PM				Weekend 10AM-7PM				Monday-Sunday 6AM-MID			
	At Home	In Car	At Work	Other	At Home	In Car	At Work	Other	At Home	In Car	At Work	Other	At Home	In Car	At Work	Other
XTRA-AM (%)	75 53	54 38	9 6	3 2	93 49	75 39	14 7	8 4	69 61	43 37		2 2	67 57	42 35	6 5	3 2
KGCI-FM (%)	19 29	39 61	5 7	2 3	11 26	24 58	4 11	2 6	13 26	23 49	6 13	6 12	17 34	26 51	5 10	3 6
KOLA-FM (%)	25 38	31 46	9 14	1 2	30 32	32 34	32 34		25 56	19 43			21 41	21 40	9 18	1 1
TOTALS (%)	7352 35	8505 40	4904 23	333 2	6724 31	5907 27	8949 41	420 2	6843 51	4583 34	1660 12	459 3	6153 40	5211 34	3820 25	332 2

* Listener estimates adjusted for reported broadcast schedule.

+ Station(s) changed call letters - see Page 13.

NOTE: Demographic estimates here may not sum to like demographics in other sections of the report due to rounding.

Time Spent Listening

Monday-Sunday 6AM-MID

Hours and Minutes

	Persons 12+	Persons 18-34	Persons 25-54	Persons 35-64	Men 18-34	Men 25-54	Men 35-64	Women 18-34	Women 25-54	Women 35-64
KABC-AM										
SP '05	8:30	3:45	6:30	8:30	4:45	6:45	8:30	2:15	6:00	8:30
WI '05	8:00	5:30	7:00	8:00	7:00	7:15	8:30	3:00	6:30	7:00
FA '04	9:15	5:45	7:30	8:45	6:00	8:30	9:30	5:30	5:45	7:15
SU '04	8:45	6:00	7:00	8:00	7:00	7:30	7:45	4:15	6:15	8:15
4-Book	8:45	5:15	7:00	8:15	6:15	7:30	8:30	3:45	6:15	7:45
SP '04	8:45	5:45	8:00	8:15	6:45	9:00	9:30	3:30	6:00	6:45
KAZN-AM										
SP '05	12:45	5:30	12:00	12:15	3:45	13:30	14:00	9:45	10:30	10:30
WI '05	**	**	**	**	**	**	**	**	**	**
FA '04	**	**	**	**	**	**	**	**	**	**
SU '04	**	**	**	**	**	**	**	**	**	**
4-Book	**	**	**	**	**	**	**	**	**	**
SP '04	**	**	**	**	**	**	**	**	**	**
KBIG-FM										
SP '05	4:45	4:45	5:15	5:00	5:30	5:30	5:00	4:30	5:00	5:00
WI '05	5:15	4:45	5:45	6:30	4:45	5:30	5:45	4:45	6:00	6:45
FA '04	5:15	4:45	5:45	5:45	5:15	5:30	5:30	4:30	5:45	5:45
SU '04	5:45	5:45	6:30	6:15	5:00	5:15	5:00	6:30	7:30	7:15
4-Book	5:15	5:00	5:45	6:00	5:15	5:30	5:15	5:00	6:00	6:15
SP '04	5:30	5:15	6:00	6:00	5:15	5:30	5:45	5:15	6:15	6:15
KBUA-FM										
SP '05	9:30	12:45	10:30	6:30	14:45	10:15	5:30	10:30	10:30	7:45
WI '05	11:30	11:00	10:15	11:30	10:45	9:45	13:30	11:45	11:00	9:00
FA '04	12:15	10:15	13:15	14:45	11:00	15:00	18:15	9:30	10:45	10:00
SU '04	11:15	10:45	12:15	12:15	11:45	13:45	14:15	9:30	11:15	11:15
4-Book	11:15	11:15	11:30	11:15	12:00	12:15	13:00	10:15	11:00	9:30
SP '04	10:00	9:45	12:00	11:30	7:30	9:00	8:45	12:30	14:30	14:15
KBUE-FM										
SP '05	8:45	8:45	8:45	8:30	9:45	9:15	7:45	7:00	8:00	9:00
WI '05	7:45	9:00	8:30	7:45	9:45	9:15	8:00	7:30	7:45	7:00
FA '04	9:15	9:30	8:30	7:45	10:30	9:00	8:15	8:15	8:00	7:00
SU '04	9:15	10:30	9:30	8:45	11:45	9:45	8:30	8:30	9:00	8:45
4-Book	8:45	9:30	8:45	8:15	10:30	9:15	8:15	7:45	8:15	8:00
SP '04	9:00	9:00	9:15	8:00	10:15	9:45	8:30	7:15	8:15	7:45
KCBS-FM										
SP '05	6:00	5:15	6:30	6:45	6:15	7:30	7:45	4:30	5:30	5:30
WI '05	4:00	3:15	4:15	4:45	3:15	4:15	5:00	3:15	4:00	4:15
FA '04	4:45	5:00	5:00	5:00	6:15	5:45	5:15	3:00	4:15	4:30
SU '04	3:45	3:30	3:45	4:00	4:00	4:15	4:45	2:45	3:15	3:15
4-Book	4:45	4:15	5:00	5:15	5:00	5:30	5:45	3:30	4:15	4:30
SP '04	4:15	4:00	5:00	4:45	4:30	5:30	5:00	3:00	4:15	4:30
+KDAY-FM										
SP '05	4:00	4:15	4:30	4:45	4:45	4:45	5:15	3:45	4:30	4:30
WI '05	5:15	5:00	5:45	6:15	5:45	6:45	7:30	4:00	4:15	4:45
FA '04	5:30	6:15	7:00	5:45	7:45	9:30	9:15	4:45	4:00	2:15
SU '04	7:45	6:45	8:30	9:15	8:15	8:45	8:30	5:45	8:15	10:15
4-Book	5:45	5:30	6:30	6:30	6:45	7:30	7:45	4:30	5:15	5:30
SP '04	7:45	8:00	9:00	8:15	5:30	7:15	7:45	10:30	10:45	8:45
KOLD-FM										
SP '05	5:45	5:00	6:30	7:30	6:00	6:45	7:30	4:15	5:45	7:45
WI '05	4:45	5:15	5:00	4:45	6:00	5:45	5:15	4:15	4:30	4:15
FA '04	5:30	5:15	6:15	6:15	6:00	7:15	7:15	4:30	5:00	5:15
SU '04	4:15	5:15	4:45	3:45	6:15	5:15	3:00	4:00	4:00	4:15
4-Book	5:00	5:15	5:45	5:30	6:00	6:15	5:45	4:15	4:45	5:30
SP '04	5:30	5:00	6:00	6:30	6:00	6:30	5:45	3:45	5:45	7:00
KOLE-FM										
SP '05	4:45	5:00	5:30	5:00	6:15	7:00	6:30	4:15	3:30	2:00
WI '05	7:00	8:00	7:45	4:45	6:30	6:15	3:45	10:15	9:15	5:45
FA '04	4:30	5:00	5:30	4:30	5:00	5:45	5:30	5:00	5:00	3:15
SU '04	4:30	3:45	4:45	6:30	2:30	3:00	4:30	5:30	7:00	8:15
4-Book	5:15	5:30	6:00	5:15	5:00	5:30	5:00	6:15	6:15	4:45
SP '04	4:45	5:15	5:30	4:30	6:15	7:00	6:45	3:45	4:00	2:45

Time Spent Listening

** Station(s) not reported this survey.

* Listener estimates adjusted for reported broadcast schedule.

+ Station(s) changed call letters - see Page 13.

& Both of the previous footnotes apply.

4-Book: Avg. of current and previous 3 surveys.
2-Book: Avg. of most recent 2 surveys.

Time Spent Listening

Monday-Sunday 6AM-MID										
Hours and Minutes										
	Persons 12+	Persons 18-34	Persons 25-54	Persons 35-64	Men 18-34	Men 25-54	Men 35-64	Women 18-34	Women 25-54	Women 35-64
KEBN-FM										
SP '05	8:30	9:45	10:30	8:30	9:30	11:15	9:45	10:15	9:30	7:00
WI '05	**	**	**	**	**	**	**	**	**	**
FA '04	**	**	**	**	**	**	**	**	**	**
SU '04	**	**	**	**	**	**	**	**	**	**
4-Book	**	**	**	**	**	**	**	**	**	**
SP '04	**	**	**	**	**	**	**	**	**	**
KFI -AM										
SP '05	9:00	6:00	8:15	8:15	6:45	8:45	8:30	5:00	7:45	8:15
WI '05	8:45	6:00	8:00	8:45	6:30	8:45	9:00	4:45	7:00	8:30
FA '04	9:15	7:15	8:15	9:00	7:45	8:00	8:45	6:30	8:45	9:30
SU '04	9:15	7:30	8:15	9:00	8:00	9:00	9:30	7:00	7:45	8:45
4-Book	9:00	6:45	8:15	8:45	7:15	8:45	9:00	5:45	7:45	8:45
SP '04	8:30	5:45	7:30	8:45	6:45	8:15	9:30	4:30	6:45	7:45
KFSH-FM										
SP '05	6:00	4:30	6:15	7:00	3:30	6:30	8:45	5:15	6:15	6:15
WI '05	5:30	6:15	6:30	5:45	6:00	5:00	3:30	6:30	7:00	6:45
FA '04	6:30	4:30	7:30	8:30	4:45	8:00	8:45	4:15	7:00	8:15
SU '04	6:45	7:30	6:45	7:15	8:00	6:45	5:45	7:00	6:45	8:00
4-Book	6:15	5:45	6:45	7:15	5:30	6:30	6:45	5:45	6:45	7:15
SP '04	7:00	5:45	8:00	8:30	6:30	9:30	9:45	5:00	7:00	7:45
KFVB-AM										
SP '05	4:00	4:00	3:45	3:45	4:45	3:45	3:45	2:45	3:30	4:00
WI '05	4:30	2:30	3:15	3:45	2:45	3:30	4:30	2:00	2:45	3:00
FA '04	3:45	2:45	3:30	3:45	2:45	3:45	4:15	2:45	3:00	3:15
SU '04	4:00	3:00	3:30	3:45	3:00	3:45	4:00	2:30	3:00	3:30
4-Book	4:00	3:00	3:30	3:45	3:15	3:45	4:15	2:30	3:00	3:30
SP '04	3:45	2:15	3:00	3:30	2:15	3:15	3:45	2:00	2:45	3:00
KHHT-FM										
SP '05	6:45	6:45	7:15	7:45	5:30	7:30	8:45	7:30	7:15	7:15
WI '05	5:45	5:15	6:30	7:30	4:45	5:45	7:00	5:30	7:00	8:00
FA '04	6:00	5:30	7:00	7:30	5:15	7:00	7:00	5:30	7:15	7:45
SU '04	7:00	6:30	8:00	8:30	4:45	7:00	9:00	7:30	8:30	8:15
4-Book	6:30	6:00	7:15	7:45	5:00	6:45	8:00	6:30	7:30	7:45
SP '04	6:45	5:45	7:00	8:45	4:45	6:00	8:15	6:30	7:30	9:15
KHJ -AM										
SP '05	7:00	3:45	7:45	9:00	3:15	5:15	7:30	4:30	12:30	10:30
WI '05	10:15	6:30	9:45	11:00	7:00	9:45	11:30	5:00	9:30	10:00
FA '04	6:45	4:15	6:15	8:15	4:45	6:45	8:30	3:45	5:45	8:00
SU '04	8:00	4:15	6:15	7:00	4:45	6:00	6:45	3:45	6:15	7:30
4-Book	8:00	4:45	7:30	8:45	5:00	7:00	8:30	4:15	8:30	9:00
SP '04	8:30	5:30	7:15	9:00	6:00	8:00	8:00	4:30	6:15	10:15
KIIS-FM										
SP '05	5:00	4:45	5:15	5:00	4:00	4:30	4:45	5:15	5:30	5:15
WI '05	5:00	5:00	5:00	4:45	5:00	5:15	4:45	5:00	4:45	4:45
FA '04	4:45	5:00	4:15	4:00	4:45	4:30	4:00	5:00	4:15	4:15
SU '04	5:00	4:45	4:45	4:45	5:00	5:00	5:30	4:30	4:30	4:15
4-Book	5:00	5:00	4:45	4:45	4:45	4:45	4:45	5:00	4:45	4:45
SP '04	4:15	4:00	3:45	3:45	3:45	3:00	3:00	4:15	4:15	4:00
KVVS-FM										
SP '05	6:00	5:15	4:00	2:00	5:00	4:45	1:45	5:15	3:30	2:15
WI '05	11:00	12:15	11:00	9:30	3:00	11:30	22:45	16:00	10:45	5:15
FA '04	6:30	4:30	6:00	7:00	5:00	12:00	13:30	4:00	3:45	4:15
SU '04	5:00	5:30	2:45	2:30	8:15	2:00	1:15	4:15	3:00	3:00
4-Book	7:15	7:00	6:00	5:15	5:15	7:30	9:45	7:30	5:15	3:45
SP '04	5:30	9:45	6:45	2:15	5:15	1:00	1:00	12:45	8:30	2:45
KJLH-FM										
SP '05	7:15	6:45	7:45	8:45	5:45	6:00	6:30	7:15	8:30	10:00
WI '05	7:00	5:00	8:00	8:30	3:15	7:00	7:45	6:15	8:45	9:00
FA '04	7:45	6:00	7:30	9:15	5:00	7:15	8:00	6:45	7:45	10:15
SU '04	9:30	7:15	10:15	11:15	6:30	11:00	11:00	7:45	9:45	11:15
4-Book	8:00	6:15	8:30	9:30	5:15	7:45	8:15	7:00	8:45	10:15
SP '04	9:30	6:45	11:00	11:45	6:15	10:00	10:45	7:00	11:30	12:15

** Station(s) not reported this survey.

* Listener estimates adjusted for reported broadcast schedule.

+ Station(s) changed call letters - see Page 13.

& Both of the previous footnotes apply.

4-Book: Avg. of current and previous 3 surveys.
2-Book: Avg. of most recent 2 surveys.

Time Spent Listening

Monday-Sunday 6AM-MID										
Hours and Minutes										
Persons 12+	Persons 18-34	Persons 25-54	Persons 35-64	Men 18-34	Men 25-54	Men 35-64	Women 18-34	Women 25-54	Women 35-64	
KKBT-FM										
SP '05	5:30	5:30	6:15	6:45	5:30	6:30	7:00	5:30	6:15	6:30
WI '05	4:45	4:30	4:45	5:00	4:30	4:45	5:00	4:30	5:00	5:15
FA '04	5:15	5:00	5:30	5:45	5:30	5:30	6:00	4:30	5:30	5:45
SU '04	5:45	5:15	6:15	7:00	5:30	6:00	6:30	5:00	6:30	7:30
4-Book	5:15	5:00	5:45	6:15	5:15	5:45	6:15	5:00	5:45	6:15
SP '04	4:45	4:45	5:15	6:00	4:30	5:30	6:00	4:45	5:00	6:00
KKLA-FM										
SP '05	4:45	4:30	4:30	5:00	7:00	4:30	3:45	3:45	4:30	6:15
WI '05	5:30	3:15	5:30	6:00	4:15	5:30	4:45	2:45	5:30	6:45
FA '04	5:45	3:00	4:45	6:30	3:15	5:00	6:30	3:00	4:45	6:45
SU '04	6:15	7:00	6:45	6:00	8:00	6:15	4:00	5:00	7:00	7:00
4-Book	5:30	4:30	5:30	6:00	5:45	5:15	4:45	3:45	5:30	6:45
SP '04	5:45	3:30	5:45	6:45	3:45	4:15	5:00	2:30	7:15	7:45
KLAC-AM										
SP '05	5:15	4:30	6:00	6:00	4:45	6:15	6:00	2:00	4:45	5:15
WI '05	5:30	9:00	6:00	4:30	8:30	6:15	4:45	11:30	5:15	3:30
FA '04	6:00	2:15	3:45	4:30	2:45	4:00	5:15	1:00	3:30	3:30
SU '04	6:00	3:30	4:15	5:30	2:45	2:45	5:15	4:30	6:30	5:45
4-Book	5:45	4:45	5:00	5:15	4:45	4:45	5:15	4:45	5:00	4:30
SP '04	4:45	2:45	3:45	4:15	3:30	3:45	4:15	1:30	3:45	4:30
KLAX-FM										
SP '05	9:45	9:15	10:30	10:30	9:45	10:45	11:15	8:45	10:00	10:00
WI '05	7:45	7:15	8:30	8:45	7:15	8:30	9:00	7:15	8:30	8:30
FA '04	9:00	8:45	9:45	10:00	9:00	9:15	8:15	8:30	10:15	12:00
SU '04	9:45	10:00	11:00	10:45	10:30	12:00	12:15	9:30	9:30	9:00
4-Book	9:00	8:45	10:00	10:00	9:15	10:15	10:15	8:30	9:30	10:00
SP '04	9:45	9:30	11:30	11:15	10:30	12:15	11:45	8:30	10:30	10:45
KL0S-FM										
SP '05	5:00	3:45	5:15	6:00	3:30	5:15	6:15	4:30	5:15	5:30
WI '05	4:45	4:00	4:45	5:15	4:30	4:45	5:15	3:15	4:15	5:00
FA '04	5:45	4:30	6:15	6:45	5:30	7:00	7:45	2:45	5:00	5:00
SU '04	5:00	4:00	5:30	5:45	4:30	6:00	6:30	3:00	4:30	4:45
4-Book	5:15	4:00	5:30	6:00	4:30	5:45	6:30	3:30	4:45	5:00
SP '04	5:00	4:30	5:45	5:45	5:15	6:30	6:45	3:30	4:45	4:30
KLSX-FM										
SP '05	8:00	8:30	9:00	8:30	8:00	9:15	9:30	9:15	8:15	5:45
WI '05	7:45	7:45	7:45	8:00	8:15	8:30	8:30	6:45	6:15	7:00
FA '04	9:45	10:30	10:45	10:00	12:00	12:15	11:45	8:15	7:30	6:00
SU '04	8:30	9:00	8:45	8:45	10:15	9:30	9:15	6:45	7:00	7:45
4-Book	8:30	9:00	9:00	8:45	9:45	10:00	9:45	7:45	7:15	6:45
SP '04	9:00	9:15	8:45	8:45	10:15	9:30	9:00	7:45	7:45	8:15
KLTX-AM										
SP '05	8:30	13:15	10:45	6:30	17:30	13:45	7:30	8:30	8:30	6:15
WI '05	10:15	7:30	10:30	12:30	4:00	8:30	12:15	11:45	11:45	12:45
FA '04	14:45	13:15	13:15	16:15	11:30	12:30	13:30	15:15	14:15	18:15
SU '04	18:45	29:30	22:30	17:45	31:00	22:00	15:15	27:30	23:00	19:15
4-Book	13:00	16:00	14:15	13:15	16:00	14:15	12:15	15:45	14:30	14:15
SP '04	15:00	15:30	15:00	15:00	16:30	15:30	14:45	14:45	14:45	15:15
KLVE-FM										
SP '05	8:15	8:15	8:30	8:30	8:45	7:15	6:15	7:45	9:15	9:30
WI '05	7:30	6:30	8:00	8:45	6:00	7:15	8:00	7:00	8:45	9:15
FA '04	7:45	7:00	7:45	8:45	7:15	7:15	8:30	6:45	8:00	9:00
SU '04	7:30	7:15	8:00	8:45	6:45	7:30	8:45	7:45	8:15	8:45
4-Book	7:45	7:15	8:00	8:45	7:15	7:15	8:00	7:15	8:30	9:15
SP '04	7:00	7:30	7:00	6:30	7:15	6:45	6:15	7:30	7:00	6:45
KLYY-FM										
SP '05	7:15	8:00	7:30	6:45	7:30	7:45	7:15	8:15	7:15	6:00
WI '05	8:00	8:30	9:15	7:45	9:15	8:45	6:00	7:45	9:30	9:30
FA '04	7:15	7:00	6:30	7:45	7:15	7:00	8:15	7:00	6:00	7:15
SU '04	6:30	8:00	7:15	5:45	8:00	6:30	4:45	7:45	7:45	6:45
4-Book	7:15	8:00	7:45	7:00	8:00	7:30	6:30	7:45	7:45	7:30
SP '04	7:00	8:00	7:15	6:15	8:00	7:30	6:45	8:00	7:15	5:30

Time Spent Listening

** Station(s) not reported this survey.

* Listener estimates adjusted for reported broadcast schedule.

+ Station(s) changed call letters - see Page 13.

& Both of the previous footnotes apply.

4-Book: Avg. of current and previous 3 surveys.
2-Book: Avg. of most recent 2 surveys.

Time Spent Listening

Monday-Sunday 6AM-MID										
Hours and Minutes										
	Persons 12+	Persons 18-34	Persons 25-54	Persons 35-64	Men 18-34	Men 25-54	Men 35-64	Women 18-34	Women 25-54	Women 35-64
KMKE-AM										
SP '05	12:30	10:45	14:00	14:00	11:30	14:30	14:00	9:45	12:45	14:00
WI '05	12:00	6:30	13:45	14:45	6:30	13:00	13:15	6:15	14:30	16:45
FA '04	**	**	**	**	**	**	**	**	**	**
SU '04	10:00	5:45	10:45	12:00	8:00	9:30	10:15	3:00	12:15	14:30
4-Book	**	**	**	**	**	**	**	**	**	**
SP '04	11:45	14:45	13:45	12:15	17:00	14:45	11:00	4:30	10:45	14:00
KMZT-FM										
SP '05	6:15	4:30	3:45	5:15	3:15	3:30	7:00	5:15	3:45	4:00
WI '05	6:00	4:45	4:30	5:15	3:30	4:45	5:15	5:45	4:00	5:00
FA '04	5:45	4:15	4:45	4:45	4:45	4:00	4:15	4:00	5:30	5:15
SU '04	6:00	3:15	4:30	5:45	3:30	4:45	6:30	2:45	4:15	5:15
4-Book	6:00	4:15	4:30	5:15	3:45	4:15	5:45	4:30	4:30	5:00
SP '04	5:45	4:15	5:00	5:45	2:30	4:30	6:30	6:00	5:30	5:30
KNX -AM										
SP '05	3:45	3:15	3:15	3:30	3:30	3:30	3:30	3:00	2:45	3:15
WI '05	5:00	4:00	4:15	4:45	5:00	4:45	5:15	2:00	3:15	4:15
FA '04	4:15	2:15	3:15	3:30	2:30	3:45	4:00	2:00	2:45	3:15
SU '04	4:30	1:45	3:15	4:15	2:15	3:45	4:30	1:30	2:45	3:45
4-Book	4:30	2:45	3:30	4:00	3:15	4:00	4:15	2:15	3:00	3:45
SP '04	5:00	3:00	4:00	5:00	3:30	4:15	5:15	2:15	3:15	4:45
KOST-FM										
SP '05	6:30	5:45	6:15	6:45	5:00	5:00	5:15	6:15	7:00	7:30
WI '05	6:30	5:00	6:15	7:45	5:15	6:30	7:30	5:00	6:15	8:00
FA '04	7:00	6:15	7:45	8:00	5:00	6:45	6:30	6:45	8:30	8:45
SU '04	6:15	5:15	6:15	7:15	4:00	5:30	7:00	5:45	6:30	7:15
4-Book	6:30	5:30	6:45	7:30	4:45	6:00	6:30	6:00	7:00	8:00
SP '04	7:00	7:30	7:45	7:30	7:00	7:15	6:45	7:45	8:15	7:45
KPWR-FM										
SP '05	5:30	5:45	5:00	4:30	7:00	6:00	5:15	4:15	4:15	4:15
WI '05	5:45	5:30	5:15	5:30	5:45	6:00	6:15	5:00	4:30	5:00
FA '04	6:15	6:30	5:45	4:45	7:15	6:30	6:00	5:45	5:00	3:45
SU '04	6:15	6:15	5:30	4:45	7:30	6:30	5:00	5:00	4:45	4:30
4-Book	6:00	6:00	5:30	5:00	7:00	6:15	5:45	5:00	4:45	4:30
SP '04	6:00	6:15	6:00	4:45	7:30	7:00	5:30	5:00	4:45	4:00
KRCD-FM										
SP '05	9:00	6:00	9:00	11:15	5:30	8:30	12:00	6:45	9:30	10:45
WI '05	7:00	5:15	7:45	8:45	4:45	7:15	8:15	5:45	8:15	9:30
FA '04	9:30	7:30	10:00	11:30	7:00	9:00	10:30	8:00	10:45	12:30
SU '04	9:45	10:00	10:00	9:15	12:15	10:45	8:30	7:45	9:30	10:00
4-Book	8:45	7:15	9:15	10:15	7:30	9:00	9:45	7:00	9:30	10:45
SP '04	9:30	7:15	10:00	11:45	8:15	10:00	11:15	6:00	10:15	12:15
KRCV-FM										
SP '05	8:15	6:15	7:45	8:45	7:30	7:30	7:45	4:15	8:00	9:45
WI '05	10:45	7:30	10:15	13:00	8:30	10:00	13:45	6:15	10:15	12:15
FA '04	8:15	8:00	8:45	9:15	8:30	9:00	8:45	7:30	8:15	9:45
SU '04	7:00	7:15	7:30	7:15	6:00	7:30	8:00	8:15	7:30	6:00
4-Book	8:30	7:15	8:30	9:30	7:45	8:30	9:30	6:30	8:30	9:30
SP '04	8:30	9:15	9:15	8:30	10:45	10:30	8:45	7:30	8:00	8:15
KRLA-AM										
SP '05	6:15	3:45	6:30	6:30	4:00	8:00	7:15	3:15	4:00	5:30
WI '05	6:45	6:00	7:00	6:30	3:45	6:30	6:00	9:45	7:45	7:15
FA '04	6:00	6:00	5:45	6:00	6:00	7:15	7:15	6:15	4:00	4:30
SU '04	7:45	4:45	7:30	8:30	5:00	8:45	9:30	4:00	5:15	6:45
4-Book	6:45	5:15	6:45	7:00	4:45	7:45	7:30	5:45	5:15	6:00
SP '04	8:45	12:15	8:15	7:30	12:00	9:15	7:30	12:30	6:45	7:30
KROQ-FM										
SP '05	5:30	6:15	5:45	4:45	7:15	6:00	5:15	5:15	5:15	4:00
WI '05	6:15	6:30	5:45	5:45	7:30	6:45	6:45	5:15	4:15	4:30
FA '04	6:15	6:15	6:00	5:45	7:00	7:00	6:15	5:00	5:00	5:15
SU '04	6:00	6:00	5:45	5:30	6:00	5:45	6:00	5:45	5:30	5:00
4-Book	6:00	6:15	5:45	5:30	7:00	6:30	6:00	5:15	5:00	4:45
SP '04	6:15	7:15	6:30	5:00	8:00	7:15	5:15	5:45	5:15	4:45

** Station(s) not reported this survey.

* Listener estimates adjusted for reported broadcast schedule.

+ Station(s) changed call letters - see Page 13.

& Both of the previous footnotes apply.

4-Book: Avg. of current and previous 3 surveys.
2-Book: Avg. of most recent 2 surveys.

Time Spent Listening

Monday-Sunday 6AM-MID

Hours and Minutes

	Persons 12+	Persons 18-34	Persons 25-54	Persons 35-64	Men 18-34	Men 25-54	Men 35-64	Women 18-34	Women 25-54	Women 35-64
KRTH-FM										
SP '05	4:30	4:00	4:30	4:45	4:45	5:15	5:15	3:30	4:00	4:30
WI '05	5:15	5:15	5:30	5:15	4:45	5:45	5:15	5:45	5:15	5:15
FA '04	5:00	4:15	4:45	5:45	5:00	5:30	6:00	3:30	4:15	5:15
SU '04	4:45	3:45	4:30	5:15	3:45	4:30	5:45	3:30	4:30	5:00
4-Book	5:00	4:15	4:45	5:15	4:30	5:15	5:30	4:00	4:30	5:00
SP '04	5:00	3:45	5:00	5:45	4:15	5:00	6:00	3:30	5:15	5:30
KSCA-FM										
SP '05	10:15	11:00	11:00	10:30	12:15	11:00	9:15	9:30	10:45	11:45
WI '05	9:15	9:45	9:45	10:00	10:00	10:30	11:15	9:15	8:45	8:15
FA '04	9:30	9:00	10:30	10:30	10:30	12:00	11:45	6:30	8:30	9:00
SU '04	8:45	10:00	10:00	8:30	10:45	11:15	9:45	9:00	8:30	7:30
4-Book	9:30	10:00	10:15	10:00	11:00	11:15	10:30	8:30	9:15	9:15
SP '04	7:15	7:15	8:15	8:30	7:30	8:30	8:45	7:00	7:45	8:15
KSPN-AM										
SP '05	4:30	5:00	4:00	3:45	4:45	4:15	4:00	5:30	3:15	2:15
WI '05	4:30	4:00	5:00	4:45	4:15	5:30	5:15	0:45	1:15	1:30
FA '04	4:00	4:15	3:45	3:45	4:45	4:00	3:30	1:45	3:00	3:45
SU '04	4:15	4:45	3:45	4:00	4:45	4:15	4:15	4:15	2:15	2:45
4-Book	4:15	4:30	4:15	4:00	4:45	4:30	4:15	3:00	2:30	2:30
SP '04	3:45	2:45	3:45	4:15	3:00	3:45	4:30	1:45	3:00	3:00
KSSE-FM										
SP '05	7:00	7:30	7:30	7:30	8:30	9:15	9:30	6:45	6:00	6:00
WI '05	6:45	7:45	7:45	6:30	8:15	8:00	5:30	7:30	7:45	7:15
FA '04	7:30	8:00	8:15	7:45	7:45	7:45	7:15	8:30	8:30	8:00
SU '04	7:30	8:30	7:45	6:30	8:00	7:15	5:45	9:00	8:15	7:30
4-Book	7:15	8:00	7:45	7:00	8:15	8:00	7:00	8:00	7:45	7:15
SP '04	7:15	8:00	7:45	7:15	7:45	8:00	8:00	8:00	7:45	6:45
+KTLK-AM										
SP '05	10:15	3:00	8:15	10:15	2:00	9:00	10:45	4:15	7:15	9:30
WI '05	6:00	6:15	6:30	6:45	6:45	7:15	7:15	2:30	4:30	5:15
FA '04	4:15	6:00	5:00	4:00	6:00	5:00	3:45	2:00	2:15	4:30
SU '04	4:30	5:00	4:45	4:30	5:00	4:45	4:45	3:00	2:15	2:00
4-Book	6:15	5:00	6:15	6:30	5:00	6:30	6:45	3:00	4:00	5:15
SP '04	4:15	4:45	4:45	4:30	5:15	5:00	4:45	1:30	1:45	1:45
KTNG-AM										
SP '05	7:45	7:00	7:00	7:30	7:45	7:00	7:30	5:30	6:45	7:45
WI '05	7:45	6:00	7:45	8:30	6:45	7:30	8:15	4:30	7:45	8:45
FA '04	6:30	4:30	6:45	7:45	4:00	6:15	8:30	5:30	7:00	7:00
SU '04	6:15	7:00	6:15	5:45	7:15	6:15	5:45	6:30	6:00	5:45
4-Book	7:00	6:15	7:00	7:30	6:30	6:45	7:30	5:30	7:00	7:15
SP '04	**	**	**	**	**	**	**	**	**	**
KTWV-FM										
SP '05	9:00	5:45	8:00	9:45	6:15	7:45	9:45	5:15	8:30	9:30
WI '05	9:00	5:15	8:30	9:30	4:00	7:45	9:15	6:15	9:15	10:00
FA '04	9:15	6:15	7:30	9:30	3:45	7:15	10:30	8:30	7:45	8:45
SU '04	7:30	7:15	7:45	8:00	5:30	6:15	7:15	8:15	8:45	8:45
4-Book	8:45	6:15	8:00	9:15	5:00	7:15	9:15	7:00	8:30	9:15
SP '04	8:30	6:00	8:15	9:15	5:30	8:00	9:15	6:30	8:15	9:15
KWIZ-FM										
SP '05	6:30	7:45	7:15	4:15	6:45	5:00	2:15	9:45	11:15	7:45
WI '05	5:45	5:45	6:15	6:30	4:30	4:45	5:00	7:30	8:00	8:00
FA '04	6:30	7:00	7:30	6:15	7:30	7:30	6:30	6:15	7:30	6:15
SU '04	7:30	8:45	8:15	6:00	9:15	9:00	6:30	8:15	7:30	5:45
4-Book	6:30	7:15	7:15	5:45	7:00	6:30	5:00	8:00	8:30	7:00
SP '04	5:00	5:00	5:30	5:00	5:15	5:15	3:45	4:45	5:30	7:15
KWVE-FM										
SP '05	6:30	4:15	5:45	6:15	5:30	3:45	3:00	3:15	7:00	8:15
WI '05	6:45	8:00	7:00	7:15	13:00	8:30	7:45	4:15	5:00	6:45
FA '04	7:00	4:00	6:15	7:45	5:00	8:30	11:15	3:00	4:45	5:45
SU '04	4:30	7:00	4:15	4:15	6:30	4:30	3:45	7:30	4:15	4:45
4-Book	6:15	5:45	5:45	6:30	7:30	6:15	6:30	4:30	5:15	6:30
SP '04	6:45	8:00	7:15	7:00	9:45	8:00	8:15	6:30	6:45	5:45

Time Spent Listening

** Station(s) not reported this survey.

* Listener estimates adjusted for reported broadcast schedule.

+ Station(s) changed call letters - see Page 13.

& Both of the previous footnotes apply.

4-Book: Avg. of current and previous 3 surveys.
2-Book: Avg. of most recent 2 surveys.

Time Spent Listening

Monday-Sunday 6AM-MID										
Hours and Minutes										
	Persons 12+	Persons 18-34	Persons 25-54	Persons 35-64	Men 18-34	Men 25-54	Men 35-64	Women 18-34	Women 25-54	Women 35-64
KXDL-FM										
SP '05	7:15	7:45	7:15	6:45	7:15	6:45	6:00	8:30	7:30	7:30
WI '05	7:30	7:30	8:00	7:30	8:30	8:45	8:15	6:45	7:30	7:00
FA '04	6:30	7:00	6:45	6:45	6:00	6:00	5:30	7:45	7:30	7:45
SU '04	7:30	6:45	8:00	8:15	6:00	7:15	7:15	7:15	8:30	9:00
4-Book	7:15	7:15	7:30	7:15	7:00	7:15	6:45	7:30	7:45	7:45
SP '04	7:00	6:00	7:15	7:45	5:15	7:00	8:15	6:30	7:15	7:15
KYSR-FM										
SP '05	4:15	3:30	4:15	4:30	3:30	4:15	5:00	3:30	4:15	4:15
WI '05	4:30	4:15	5:00	5:15	3:30	4:15	4:45	4:45	5:45	5:30
FA '04	4:15	4:15	4:30	4:30	2:45	3:45	4:30	5:00	4:45	4:30
SU '04	4:00	4:30	4:00	3:30	3:45	3:30	3:00	5:00	4:30	4:00
4-Book	4:15	4:15	4:30	4:30	3:30	4:00	4:15	4:30	4:45	4:30
SP '04	4:45	4:00	5:00	6:00	4:00	4:00	4:30	4:15	5:45	7:00
KZLA-FM										
SP '05	6:00	5:30	6:00	6:15	5:00	6:00	6:00	5:45	6:00	6:15
WI '05	7:00	4:15	6:30	8:00	2:30	6:00	8:15	5:00	6:45	7:45
FA '04	6:15	6:15	7:15	7:00	9:45	7:00	6:15	4:45	7:30	7:30
SU '04	7:30	6:30	7:00	8:15	8:00	8:15	9:15	5:15	6:15	7:45
4-Book	6:45	5:45	6:45	7:30	6:15	6:45	7:30	5:15	6:45	7:15
SP '04	8:00	6:30	8:00	8:30	6:30	8:00	8:45	6:45	8:00	8:15
XTRA-AM										
SP '05	7:30	2:00	5:45	8:15	2:00	8:00	8:45	2:15	3:45	7:30
WI '05	6:00	3:15	3:15	4:15	2:00	3:15	4:15	5:30	3:00	4:15
FA '04	4:00	6:45	4:15	3:15	7:15	4:30	3:30	1:30	1:00	1:15
SU '04	5:15	3:00	4:30	6:00	3:15	4:45	6:15	1:00	1:15	1:15
4-Book	5:45	3:45	4:30	5:30	3:45	5:15	5:45	2:30	2:15	3:30
SP '04	4:15	4:30	4:00	4:15	4:30	3:45	4:00	3:45	5:30	5:30
KGGI-FM										
SP '05	3:30	3:45	4:00	3:15	4:15	5:45	5:00	3:30	3:15	2:30
WI '05	3:30	3:45	3:15	3:00	4:15	3:30	5:15	3:30	3:15	2:15
FA '04	3:30	2:45	2:00	2:45	3:15	1:30	2:45	2:30	2:30	2:30
SU '04	2:45	2:15	2:30	3:00	2:00	2:45	3:00	2:30	2:30	2:45
4-Book	3:15	3:15	3:00	3:00	3:30	3:30	4:00	3:00	3:00	2:30
SP '04	3:00	3:00	3:00	2:30	3:00	2:30	2:00	3:15	3:15	2:30
KOLA-FM										
SP '05	5:30	2:30	3:15	4:45	2:30	3:00	4:30	2:30	3:30	5:00
WI '05	**	**	**	**	**	**	**	**	**	**
FA '04	**	**	**	**	**	**	**	**	**	**
SU '04	**	**	**	**	**	**	**	**	**	**
4-Book	**	**	**	**	**	**	**	**	**	**
SP '04	**	**	**	**	**	**	**	**	**	**

** Station(s) not reported this survey.

*Listener estimates adjusted for reported broadcast schedule.

+ Station(s) changed call letters - see Page 13.

& Both of the previous footnotes apply.

4-Book: Avg. of current and previous 3 surveys.
2-Book: Avg. of most recent 2 surveys.

Notations

Cume Duplication Percent

		Persons 12+																			
		Monday-Sunday 6AM-MID																			
	KABC-AM	KAZN-AM	KBIG-FM	KBUA-FM	KBUE-FM	KCBS-FM	KDAY-FM	KDLD-FM	KDLE-FM	KEBN-FM	KFI-AM	KFSH-FM	KFWB-AM	KHHT-FM	KHJ-AM	KIIS-FM	KVVS-FM	KJLH-FM	KKBT-FM	KKLA-FM	KLAC-AM
Cume Pers. (00)	5054	635	8267	1319	6080	10783	4594	2235	1688	1107	9052	2452	8474	9219	2130	19134	530	3926	12421	1554	2273
KABC-AM	100	4	3			4		2	4		30	2	10	1	1	1		3	1	5	14
KAZN-AM	1	100																1		3	1
KBIG-FM	5	6	100								6	7	10	11	3	16	6	5	6	9	4
KBUA-FM			1	100											8	1	1		1		
KBUE-FM			2	12	100										21	5		1	6	1	1
KCBS-FM	8		23	2	3	100					10	13	14	8	1	12	4	3	5	8	15
KDAY-FM			5	2	6	15	100				1	1	3	20	2	10		17	19	2	5
KDLD-FM	1		3		1	7	2	100			1	1	1			2		1	1	1	1
KDLE-FM	1		2		1	4	2	3	100		1	1	2	1	1	3	2		1	3	2
KEBN-FM					5	2			1	100				1		1			1		
KFI-AM	55	2	6		1	8	1	6	8		100	10	14	2	4	4		4	2	20	29
KFSH-FM	1		2			3		1	2	3	3	100	2	1		2		1	1	22	2
KFWB-AM	17	12	10	2	1	11	5	3	11		13	7	100	6	5	4	10	8	3	12	21
KHHT-FM	2	2	12	3	9	6	40	2	7	8	2	3	7	100	6	17	44	42	34	5	3
KHJ-AM	1		1	12	7		1		1		1		1	1	100	1		1	1		
KIIS-FM	5	12	37	16	17	21	42	16	34	12	8	15	10	36	8	100		19	47	12	8
KVVS-FM																	100		1		
KJLH-FM	2	4	2			1	15	1	1		2	2	1	3		4	100		16	12	4
KKBT-FM	1	4	9	9	13	6	52	4	7	16	3	6	4	18	4	30	30	100	49	2	10
KKLA-FM	1	7	2			1	1	1	3		3	14	2	1		1		5	100	100	2
KLAC-AM	6	3	1			3	3	2	3		7	2	6	1		1		2	2	4	100
KLAX-FM			3	34	37	1	8	2	3	35	1	2	1	7	27	6		1	5	1	1
KLOS-FM	5	3	11	1	2	35	9	20	25	1	6	15	11	4	1	7	11	1	4	6	10
KLSX-FM	8		8	2	1	14	6	13	12		10	3	7	5		5		2	3	2	13
KLTX-AM																					
KLVE-FM	1		10	33	29	2	6	4	4	30	1	6	1	6	37	9	2	3	7	2	3
KLYY-FM			4	2	20	1	4	1	4	15	1			4	17	3	5	1	2		
KMXE-AM					2					4				9							
KMZT-FM	11	18	8	1		6	2	8	10		8	8	10	1	1	4		2	2	9	7
KNX-AM	19	10	9			9	2	2	9		19	5	31	2	4	3	6	7	2	11	22
KOST-FM	10	19	40	4	4	15	12	6	10	3	9	17	15	14	4	20	2	9	9	14	7
KPWR-FM	3	6	15	23	26	11	66	7	10	21	3	7	6	52	8	39	13	36	65	7	6
KRCO-FM			3	22	11	1	1	1	2	6			1	1	20	2	5	1	1		1
KRCV-FM	1	2	2	1	7	1	1		1	5	1	2	1	1	15	2		1	1	1	1
KRLA-AM	30	2	2		2	2			1	1	16	2	6	1	1	1		1	5	11	1
KROQ-FM	5		17	3	5	31	23	46	66	1	8	12	11	12	4	25	5	7	17	11	16
KRTH-FM	8	10	21	13	9	18	12	18	19	4	10	15	16	15	9	12	7	6	8	15	12
KSCA-FM		2	3	41	38	2	5	1	3	40	1	1	1	6	35	6		1	6	1	1
KSPN-AM	6	3	2	1	1	4	1	4	3		4	2	9	2	1	1	1	1	1	1	24
KSSE-FM	1		9	9	26	2	6	4	4	15	1	3	1	5	8	10	2	3	7	1	2
KTLC-AM	4					2		6	3		2	1	3	1		1			1		5
KTNO-AM			1	5	6		1		1				1	1	11						
KTUV-FM	10	8	14	2	2	9	10	3	7	4	11	13	17	17	3	7	18	31	11	10	7
KWIZ-FM			1	4	6	1	1		1	31					3	1			1		
KWVE-FM	2		2	2		1	1		1		1	20	1	1	1	1		1	1	15	3
KXOL-FM	1		5	26	18	1	6	4		21		2	1	6	16	7		1	8	1	1
KYSR-FM	8		24	3	2	29	8	22	22	1	9	13	8	7	2	18	5	5	7	6	9
KZLA-FM	6	2	7	3		12	5	4	3		7	13	8	3	2	6		2	2	15	6
XTRA-AM	8		1			2		2	1		6	4	5	1	1	1		2		4	7
KGGI-FM			3		3	2	15	1	3	7	1	1	1	13		7	27	6	12	1	1
KOLA-FM	1		2			2		1	4		1	2	2	1		1			1	2	

+ Station(s) changed call letters - see Page 13.

NOTE: Read across top then down to find percent of top station's cume duplication with side station.

Cume Duplication Percent

Persons 12+

Monday-Sunday 6AM-MID

	KLAX-FM	KLOS-FM	KLSX-FM	KLTX-AM	KLVE-FM	KLYY-FM	KMXE-AM	KMZT-FM	KNX-AM	KOST-FM	KPWR-FM	KRCD-FM	KRCV-FM	KRLA-AM	KROQ-FM	KRTH-FM	KSCA-FM	KSPN-AM	KSSE-FM	KTLK-AM	KTNQ-AM
Cume Pers. (00)	8637	8353	6121	937	10362	4896	1114	5428	8197	12098	16210	3554	2804	2399	14302	11500	8297	2868	7257	1586	1844
KABC-AM		3	7				1	10	12	4	1		1	64	2	4		10		14	1
KAZN-AM								2	1	1			1	1		1		1			
KBIG-FM	3	11	10	3	8	6	3	12	9	27	8	8	6	7	10	15	3	7	10	2	6
KBUA-FM	5				4	1					2	8	1			1	7		2		4
KBUE-FM	26	1	1	6	17	25	12	1		2	10	19	14	1	2	5	28	1	21		18
KCBS-FM	2	46	25		2	3	2	13	12	14	7	2	3	7	23	17	2	16	3	11	1
KDAY-FM	4	5	5	1	3	4		2	1	4	19	2	1		7	5	3	2	4	1	2
KDLD-FM		5	5		1	1		3	1	1	1	1			7	3		3			
KDLE-FM	1	5	3		1	1		3	2	1	1	1	1	1	8	3	1	2	1	3	1
KEBN-FM	4			2	3	3	4			1	1	2	2	1			5		2		
KFI-AM	1	6	15	3	1	1	2	13	21	7	2	1	3	59	5	8	1	13	1	12	2
KFSH-FM	1	4	1	11	1			3	2	3	1		2	2	2	3		2	1	1	
KFVB-AM	1	11	10	2	1		2	16	32	11	3	2	4	21	7	12	1	28	1	17	3
KHHT-FM	7	5	8	4	5	7	3	1	2	10	30	3	5	2	8	12	6	5	6	5	3
KHJ-AM	7			9	8	7	18	1	1	1	1	12	11	1	1	2	9	2	2		12
KIIS-FM	14	16	16	8	16	13	1	13	8	31	46	11	12	3	34	20	14	10	26	8	3
KVVS-FM		1				1						1									
KJLH-FM			1		1	1		1	4	3	9	1		1	2	2		1	1	1	
KKBT-FM	8	6	5	7	9	6		4	3	9	50	5		3	14	8	9	5	13	5	1
KKLA-FM		1	1	6				3	2		1			3	1	2					
KLAC-AM		3	5		1			3	6	1	1	1	1	11	3	2		19	1	7	
KLAX-FM	100	1	4	10	26	41	27	1	1	3	9	32	32	2	3	7	45	1	25	2	29
KLOS-FM	1	100	20		2	3		8	9	9	5	1	2	4	18	13	1	13	3	10	1
KLSX-FM	3	15	100		1	2	1	5	8	5	4	1	1	8	14	5	1	14	2	12	1
KLTX-AM	1			100	2	2	7				2	2	1	1	1	1	1		1		5
KLVE-FM	32	2	2	24	100	35	24	3	3	9	9	44	35	1	4	8	29	1	46	1	33
KLYY-FM	23	2	2	9	17	100	30	1		2	3	15	30	2	2	3	23		22		24
KMXE-AM	3			9	3	7	100			1		6	10		1	1	5		5		24
KMZT-FM	1	5	5		2	1		100	11	8	2	1	3	14	5	7		7	2	11	1
KNX-AM	1	8	10		2		1	17	100	11	2	2	1	27	5	9	1	15	2	15	4
KOST-FM	4	13	9	3	10	6	6	18	16	100	11	9	10	7	10	24	5	10	10	9	6
KPWR-FM	16	10	11	6	14	11	2	6	3	15	100	10	7	3	25	14	17	6	23	5	3
KRCD-FM	13		1	6	15	11	20	1	1	3	2	100	11	1	1	3	11	1	10	1	19
KRCV-FM	10	1	1	2	10	17	25	2	2	2	1	9	100	2	1	3	12	1	9	1	8
KRLA-AM	1	1	3	2			1	6	8	1		1		100	1	3		6		2	2
KROQ-FM	4	32	32		5	5	1	13	9	11	22	4	4	6	100	16	4	14	12	9	2
KRTH-FM	9	18	9	1	9	7	6	15	12	23	10	11	11	12	13	100	8	10	8	12	7
KSCA-FM	43	1	2	6	24	39	38	1	1	3	9	26	37	1	2	6	100	2	22	2	29
KSPN-AM		4	7					4	5	2	1	1	1	7	3	2	1	100	1	8	
KSSE-FM	21	2	2	11	32	33	31	2	2	6	10	20	22		6	5	19	2	100		22
KTLK-AM		2	3					3	3	1				1	1	2		5		100	
KTNQ-AM	6			10	6	9	39		1	1	10	6	2	2	1	1	6		6		100
KTWV-FM	2	8	8	3	4	2	4	13	14	15	7	4	4	9	5	13	1	8	3	9	5
KWIZ-FM	6	1		6	4	10	6				1	2	6		1	1	6		4		3
KVVE-FM	1	1	1	6	2	1	1	2	2	2	1	1		1	1	1	1	1	1	1	2
KXOL-FM	25	2	2	9	26	26	12	2	1	4	9	22	17	8	3	4	19	2	26	1	14
KYSR-FM	3	24	18	3	3	3	5	12	9	17	9	2	3	8	23	15	2	9	5	10	2
KZLA-FM	1	12	8		1	1		7	7	9	3	2	1	8	7	10		12	1	4	2
XTRA-AM		1	1					5	6	3	1		1	6	1	4		7		2	1
KGGI-FM	3	2	2		1	3	4	1	1	2	9	2	1	1	4	2	2	1	2		
KOLA-FM		3	2					3	2	3			1	2	1	6		1		2	1

Cume Duplication Percent

+ Station(s) changed call letters - see Page 13.

NOTE: Read across top then down to find percent of top station's cume duplication with side station.

Cume Duplication Percent

Persons 12+

Monday-Sunday 6AM-MID

	KTWV-FM	KWIZ-FM	KWVE-FM	KXOL-FM	KYSR-FM	KZLA-FM	XTRA-AM	KGGI-FM	KOLA-FM												
Cume Pers. (00)	9064	1356	1577	5999	9556	6260	1982	2569	1283												
KABC-AM	5		6		4	5	20	1	3												
KAZN-AM	1																				
KBIG-FM	13	5	11	7	21	9	6	9	10												
KBUA-FM		4	2	6		1															
KBUE-FM	1	27	1	18	2			8													
KCBS-FM	11	6	8	2	33	21	10	8	18												
KDAY-FM	5	4	4	5	4	4		27	1												
KDLD-FM	1			2	5	1	2	1	1												
KDLE-FM	1	1	1		4	1	1	2	6												
KEBN-FM	1	25		4				3													
KFI -AM	11	2	8		9	10	27	3	9												
KFSH-FM	4	1	31	1	3	5	5	1	4												
KFWB-AM	16	3	8	1	7	10	20	4	10												
KHHT-FM	18	2	5	10	7	4	4	46	4												
KHJ -AM	1	5	1	6		1	1														
KIIS-FM	15	9	10	21	37	19	5	54	11												
KVVS-FM	1							6													
KJLH-FM	13		2		2	1	4	9	1												
KKBT-FM	15	10	7	16	9	4		60	6												
KKLA-FM	2		15		1	4	3	1	2												
KLAC-AM	2		4		2	2	8	1													
KLAX-FM	2	38	5	36	3	1		9	3												
KLOS-FM	8	7	7	2	21	16	5	7	16												
KLSX-FM	6	1	3	2	11	8	3	5	10												
KLTX-AM		4	3	1																	
KLVE-FM	4	28	14	44	3	1	1	5	1												
KLYY-FM	1	34	4	21	2	1		7													
KMXE-AM	1	5	1	2	1			2													
KMZT-FM	8	1	7	2	7	6	15	2	12												
KNX -AM	13	1	9	1	8	9	24	3	11												
KOST-FM	20		14	8	21	17	16	9	26												
KPWR-FM	12	14	9	24	15	8	5	59	4												
KRCD-FM	1	7	3	13	1	1		3													
KRCV-FM	1	13		8	1		1	1	1												
KRLA-AM	2		2		2	3	8		3												
KROQ-FM	7	10	8	7	34	17	6	23	14												
KRTH-FM	16	5	6	8	18	19	21	10	51												
KSCA-FM		36	4	26	1		1	6	1												
KSPN-AM	3	1	2	1	3	6	10	1	2												
KSSE-FM	2	21	6	32	4	1		6													
KTLK-AM	2		1		2	1	1		2												
KTNO-AM	1	5	2	4			1		1												
KTUV-FM	100	4	10	3	10	9	14	7	18												
KWIZ-FM	1	100		5				2													
KWVE-FM	2		100		1	1	1	1	1												
KXOL-FM	2	23	1	100	2	1	1	5	3												
KYSR-FM	11	2	5	3	100	19	6	14	12												
KZLA-FM	6	2	6	1	13	100	7	3	12												
XTRA-AM	3		2		1	2	100	1	5												
KGGI-FM	2	3	2	2	4	1	1	100	1												
KOLA-FM	3		1	1	2	2	3		100												

+ Station(s) changed call letters - see Page 13.

NOTE: Read across top then down to find percent of top station's cume duplication with side station.

Exclusive & Overnight Listening

Persons 12+

Monday-Sunday

	Exclusive 6AM-MID		Overnight MID-6AM		7-Day 24-Hr		Exclusive 6AM-MID		Overnight MID-6AM		7-Day 24-Hr		Exclusive 6AM-MID		Overnight MID-6AM		7-Day 24-Hr
	(00)	%	AQH (00)	Cume (00)	Cume (00)		(00)	%	AQH (00)	Cume (00)	Cume (00)		(00)	%	AQH (00)	Cume (00)	Cume (00)
	KABC-AM	259	5	80	899		5108	KJLH-FM	232	6	49		655	4037	KRLA-AM	11	
KAZN-AM	152	24		31	635	KKBT-FM	474	4	121	1813	12545	KROQ-FM	1172	8	94	1834	14349
KBIG-FM	331	4	21	775	8300	KKLA-FM	133	9	10	215	1588	KRTH-FM	735	6	61	1087	11582
KBUA-FM	134	10	15	336	1319	KLAC-AM	68	3	9	223	2298	KSCA-FM	751	9	98	1589	8351
KBUE-FM	417	7	57	833	6109	KLAX-FM	594	7	124	1988	8782	KSPN-AM	179	6	13	199	2924
KCBS-FM	395	4	50	1285	10812	KLOS-FM	283	3	57	858	8412	KSSE-FM	305	4	36	821	7296
KDAY-FM	87	2	15	510	4685	KLSX-FM	402	7	58	916	6168	KTLK-AM	100	6	12	210	1586
KDLD-FM	73	3	4	207	2285	KLTX-AM	205	22	11	183	937	KTNQ-AM	58	3	19	228	1870
KDLE-FM	27	2	6	157	1705	KLVE-FM	724	7	108	1702	10560	KTUV-FM	738	8	75	994	9193
KEBN-FM	111	10	11	166	1107	KLYY-FM	109	2	16	477	4913	KWIZ-FM	29	2	11	226	1356
KFI -AM	751	8	199	2024	9175	KMXE-AM	12	1	24	170	1127	KWVE-FM	131	8	11	222	1617
KFSH-FM	276	11	13	314	2466	KMZT-FM	352	6	26	372	5439	KXOL-FM	188	3	60	934	6043
KFWB-AM	454	5	73	1310	8660	KNX -AM	481	6	71	1448	8337	KYSR-FM	294	3	31	931	9646
KHHT-FM	321	3	111	1655	9324	KOST-FM	922	8	75	1442	12171	KZLA-FM	523	8	47	783	6319
KHJ -AM	204	10	12	272	2187	KPWR-FM	807	5	101	2279	16379	XTRA-AM	190	10	8	134	2016
KIIS-FM	1216	6	62	1960	19245	KRCD-FM	117	3	51	599	3585	KGGI-FM	37	1	10	347	2630
KVVS-FM	33	6	1	57	530	KRCV-FM	210	7	27	463	2841	KOLA-FM	99	8	3	171	1332
TOTALS														2515	29639	101178	

* Listener estimates adjusted for reported broadcast schedule.

+ Station(s) changed call letters - see Page 13.

Exclusive & Overnight Listening

Ethnic Composition

Persons 12+													
Monday-Sunday 6AM-MID													
	AQH (00)	AQH %	AQH Rtg	Cume (00)	Cume %	Cume Rtg		AQH (00)	AQH %	AQH Rtg	Cume (00)	Cume %	Cume Rtg
KABC-AM							KIIS-FM						
Total	344	100	.3	5054	100	4.7	Total	755	100	.7	19134	100	17.8
Black	25	7	.3	337	7	4.1	Black	34	4	.4	963	5	11.7
Hispanic	47	14	.1	636	13	1.4	Hispanic	416	55	.9	9249	48	20.9
KAZN-AM							KVVS-FM						
Total	64	100	.1	635	100	.6	Total	25	100		530	100	.5
Black							Black	6	24	.1	143	27	1.7
Hispanic				16	2		Hispanic	10	40		179	34	.4
KBIG-FM							KJLH-FM						
Total	319	100	.3	8267	100	7.7	Total	228	100	.2	3926	100	3.7
Black	13	4	.2	256	3	3.1	Black	180	79	2.2	2838	72	34.5
Hispanic	110	35	.2	2670	32	6.0	Hispanic	21	9		534	14	1.2
KBUA-FM							KKBT-FM						
Total	98	100	.1	1319	100	1.2	Total	545	100	.5	12421	100	11.6
Black				17	1	.2	Black	279	51	3.4	3803	31	46.2
Hispanic	98	100	.2	1303	99	2.9	Hispanic	199	36	.5	6083	49	13.8
KBUE-FM							KKLA-FM						
Total	426	100	.4	6080	100	5.7	Total	59	100	.1	1554	100	1.4
Black				10		.1	Black	9	15	.1	208	13	2.5
Hispanic	423	99	1.0	5925	97	13.4	Hispanic	13	21		258	17	.6
KCBS-FM							KLAC-AM						
Total	507	100	.5	10783	100	10.1	Total	96	100	.1	2273	100	2.1
Black	11	2	.1	146	1	1.8	Black	10	10	.1	263	12	3.2
Hispanic	120	24	.3	2413	22	5.5	Hispanic	15	15		473	21	1.1
KDAY-FM							KLAX-FM						
Total	150	100	.1	4594	100	4.3	Total	671	100	.6	8637	100	8.1
Black	48	32	.6	1179	26	14.3	Black				30		.4
Hispanic	65	44	.1	2127	46	4.8	Hispanic	654	97	1.5	8430	98	19.1
KDLD-FM							KLDS-FM						
Total	103	100	.1	2235	100	2.1	Total	337	100	.3	8353	100	7.8
Black	1	1		51	2	.6	Black	8	2	.1	176	2	2.1
Hispanic	19	18		477	21	1.1	Hispanic	94	28	.2	2050	25	4.6
KDLE-FM							KLSX-FM						
Total	63	100	.1	1688	100	1.6	Total	394	100	.4	6121	100	5.7
Black				18	1	.2	Black	20	5	.2	275	4	3.3
Hispanic	14	23		432	26	1.0	Hispanic	99	25	.2	1543	25	3.5
KEBN-FM							KLTX-AM						
Total	75	100	.1	1107	100	1.0	Total	63	100	.1	937	100	.9
Black							Black						
Hispanic	75	100	.2	1107	100	2.5	Hispanic	62	100	.1	915	98	2.1
KFI -AM							KLVE-FM						
Total	647	100	.6	9052	100	8.4	Total	675	100	.6	10362	100	9.7
Black	27	4	.3	455	5	5.5	Black	2			17		.2
Hispanic	100	15	.2	1324	15	3.0	Hispanic	642	95	1.5	9979	96	22.6
KFSH-FM							KLYY-FM						
Total	115	100	.1	2452	100	2.3	Total	278	100	.3	4896	100	4.6
Black	6	5	.1	101	4	1.2	Black	1			45	1	.5
Hispanic	39	34	.1	785	32	1.8	Hispanic	269	97	.6	4768	97	10.8
KFVB-AM							KMXE-AM						
Total	265	100	.2	8474	100	7.9	Total	111	100	.1	1114	100	1.0
Black	20	7	.2	713	8	8.7	Black						
Hispanic	46	17	.1	1240	15	2.8	Hispanic	107	97	.2	1064	96	2.4
KHHT-FM							KMZT-FM						
Total	490	100	.5	9219	100	8.6	Total	268	100	.2	5428	100	5.1
Black	175	36	2.1	2800	30	34.1	Black	4	1		102	2	1.2
Hispanic	230	47	.5	4627	50	10.5	Hispanic	47	18	.1	875	16	2.0
KHJ -AM							KNX -AM						
Total	117	100	.1	2130	100	2.0	Total	248	100	.2	8197	100	7.6
Black							Black	21	8	.3	654	8	8.0
Hispanic	114	98	.3	2042	96	4.6	Hispanic	30	12	.1	1051	13	2.4

* Listener estimates adjusted for reported broadcast schedule.

+ Station(s) changed call letters - see Page 13.

& Both of the previous footnotes apply.

Ethnic Composition

Persons 12+													
Monday-Sunday 6AM-MID													
	AQH (00)	AQH %	AQH Rtg	Cume (00)	Cume %	Cume Rtg		AQH (00)	AQH %	AQH Rtg	Cume (00)	Cume %	Cume Rtg
KOST-FM							KTNQ-AM						
Total	617	100	.6	12098	100	11.3	Total	113	100	.1	1844	100	1.7
Black	21	3	.3	327	3	4.0	Black				7		.1
Hispanic	220	36	.5	3500	29	7.9	Hispanic	112	99	.3	1777	96	4.0
KPWR-FM							KTWV-FM						
Total	703	100	.7	16210	100	15.1	Total	639	100	.6	9064	100	8.5
Black	134	19	1.6	2661	16	32.4	Black	205	32	2.5	2211	24	26.9
Hispanic	465	66	1.1	9932	61	22.5	Hispanic	188	29	.4	2182	24	4.9
KRCD-FM							KWIZ-FM						
Total	252	100	.2	3554	100	3.3	Total	69	100	.1	1356	100	1.3
Black	1			34	1	.4	Black						
Hispanic	250	99	.6	3435	97	7.8	Hispanic	69	100	.2	1306	96	3.0
KRCV-FM							KWVE-FM						
Total	182	100	.2	2804	100	2.6	Total	82	100	.1	1577	100	1.5
Black				19	1	.2	Black	3	4		97	6	1.2
Hispanic	179	99	.4	2633	94	6.0	Hispanic	34	42	.1	569	36	1.3
KRLA-AM							KXOL-FM						
Total	120	100	.1	2399	100	2.2	Total	343	100	.3	5999	100	5.6
Black	15	13	.2	176	7	2.1	Black				28		.3
Hispanic	16	14		282	12	.6	Hispanic	314	92	.7	5597	93	12.7
KROQ-FM							KYSR-FM						
Total	627	100	.6	14302	100	13.3	Total	317	100	.3	9556	100	8.9
Black	12	2	.1	423	3	5.1	Black	6	2	.1	267	3	3.2
Hispanic	263	42	.6	5523	39	12.5	Hispanic	72	23	.2	2349	25	5.3
KRTH-FM							KZLA-FM						
Total	414	100	.4	11500	100	10.7	Total	302	100	.3	6260	100	5.8
Black	9	2	.1	386	3	4.7	Black	7	2	.1	166	3	2.0
Hispanic	178	43	.4	4546	40	10.3	Hispanic	40	13	.1	934	15	2.1
KSCA-FM							XTRA-AM						
Total	669	100	.6	8297	100	7.7	Total	118	100	.1	1982	100	1.8
Black				16		.2	Black	1	1		85	4	1.0
Hispanic	666	99	1.5	8162	98	18.5	Hispanic	41	34	.1	412	21	.9
KSPN-AM							KGGL-FM						
Total	101	100	.1	2868	100	2.7	Total	71	100	.1	2569	100	2.4
Black	2	2		121	4	1.5	Black	19	26	.2	390	15	4.7
Hispanic	21	20		582	20	1.3	Hispanic	42	59	.1	1474	57	3.3
KSSE-FM							KOLA-FM						
Total	402	100	.4	7257	100	6.8	Total	55	100	.1	1283	100	1.2
Black				13		.2	Black				9	1	.1
Hispanic	391	97	.9	7003	97	15.8	Hispanic	11	21		303	24	.7
KTLK-AM													
Total	129	100	.1	1586	100	1.5							
Black	19	15	.2	203	13	2.5							
Hispanic	9	7		160	10	.4							
TOTALS							TOTALS						
Total							Total	16772	100	15.6	101099	100	94.3
Black							Black	1486	9	18.1	7948	8	96.7
Hispanic							Hispanic	8232	49	18.6	42927	42	97.1

* Listener estimates adjusted for reported broadcast schedule.

+ Station(s) changed call letters - see Page 13.

& Both of the previous footnotes apply.

Notations

TSA Target Listeners

Monday-Sunday 6AM-MID

AQH and Cume Persons (00)

	Persons 12+	Persons 18-34	Persons 25-54	Persons 35-64	Men 18-34	Men 25-54	Men 35-64	Women 18-34	Women 25-54	Women 35-64
KABC-AM										
TSA AQH	399	12	110	213	10	70	121	2	40	93
Metro AQH	344	10	91	182	8	57	99	2	34	83
TSA Cume	5996	394	2198	3262	261	1382	1859	132	816	1402
Metro Cume	5054	312	1776	2693	205	1067	1456	107	710	1237
KAZN-AM										
TSA AQH	64	3	45	45	1	25	25	1	21	19
Metro AQH	64	3	45	45	1	25	25	1	21	19
TSA Cume	648	63	480	458	44	230	227	19	250	232
Metro Cume	635	63	480	458	44	230	227	19	250	232
KBIG-FM										
TSA AQH	405	131	311	232	51	135	98	81	177	134
Metro AQH	319	105	239	179	44	109	77	61	130	102
TSA Cume	10103	3368	7131	5440	1259	2980	2318	2109	4151	3122
Metro Cume	8267	2709	5829	4534	1034	2515	1981	1675	3313	2554
KBUA-FM										
TSA AQH	101	69	72	26	42	37	14	27	35	13
Metro AQH	98	67	71	26	41	36	14	26	35	12
TSA Cume	1422	749	912	524	404	464	306	345	448	218
Metro Cume	1319	665	858	505	349	440	306	316	418	199
KBUE-FM										
TSA AQH	434	228	242	125	162	154	55	66	88	70
Metro AQH	426	222	235	123	157	148	55	65	87	69
TSA Cume	6202	3278	3456	1866	2076	2077	899	1203	1380	967
Metro Cume	6080	3208	3374	1829	2037	2015	876	1171	1359	953
KCBS-FM										
TSA AQH	650	181	541	443	105	333	274	76	208	169
Metro AQH	507	144	420	343	85	260	214	60	160	129
TSA Cume	13411	4056	10174	8138	2026	5522	4493	2030	4653	3645
Metro Cume	10783	3381	8164	6467	1701	4410	3521	1680	3754	2946
KDAY-FM										
TSA AQH	150	89	87	35	47	42	20	42	44	16
Metro AQH	150	89	87	35	47	42	20	42	44	16
TSA Cume	4594	2664	2378	924	1263	1119	468	1401	1259	456
Metro Cume	4594	2664	2378	924	1263	1119	468	1401	1259	456
KDLD-FM										
TSA AQH	103	43	78	57	25	50	36	19	27	21
Metro AQH	103	43	78	57	25	50	36	19	27	21
TSA Cume	2242	1082	1517	944	528	927	601	554	590	343
Metro Cume	2235	1082	1517	941	528	927	601	554	590	339
KDLE-FM										
TSA AQH	63	27	52	31	12	37	27	15	15	4
Metro AQH	63	27	52	31	12	37	27	15	15	4
TSA Cume	1696	677	1214	792	238	673	528	440	542	264
Metro Cume	1688	677	1207	784	238	665	520	440	542	264
KEBN-FM										
TSA AQH	76	46	54	23	26	34	15	20	19	7
Metro AQH	75	45	53	22	26	34	15	20	19	7
TSA Cume	1130	588	649	340	345	386	201	243	264	138
Metro Cume	1107	583	635	330	345	383	199	238	252	132
KFI -AM										
TSA AQH	1019	66	455	588	36	258	325	30	197	264
Metro AQH	647	39	281	364	23	161	198	16	120	167
TSA Cume	14021	1359	6801	8542	718	3716	4678	640	3085	3864
Metro Cume	9052	831	4280	5492	436	2319	2945	395	1960	2547
KFSH-FM										
TSA AQH	119	28	85	79	9	32	31	19	53	49
Metro AQH	115	27	82	76	9	31	30	18	51	46
TSA Cume	2539	782	1718	1426	340	640	461	443	1078	965
Metro Cume	2452	754	1644	1367	332	610	430	422	1035	937

* Listener estimates adjusted for reported broadcast schedule.

+ Station(s) changed call letters - see Page 13.

& Both of the previous footnotes apply.

TSA Target Listeners

Monday-Sunday 6AM-MID										
AQH and Cume Persons (00)										
Persons 12+	Persons 18-34	Persons 25-54	Persons 35-64	Men 18-34	Men 25-54	Men 35-64	Women 18-34	Women 25-54	Women 35-64	
KFWB-AM										
TSA AQH	288	38	141	171	27	93	99	11	48	71
Metro AQH	265	32	129	162	22	83	92	10	46	69
TSA Cume	9374	1168	4918	5917	694	3093	3533	474	1825	2384
Metro Cume	8474	1026	4391	5378	593	2707	3135	433	1684	2243
KHHT-FM										
TSA AQH	594	248	370	270	74	153	127	174	217	143
Metro AQH	490	221	306	212	66	128	104	155	178	108
TSA Cume	11223	5013	6351	4193	1831	2511	1780	3182	3840	2413
Metro Cume	9219	4160	5266	3400	1518	2140	1511	2642	3126	1889
KHJ -AM										
TSA AQH	125	18	75	85	12	35	39	5	41	46
Metro AQH	117	17	71	80	11	31	35	5	40	45
TSA Cume	2255	599	1227	1186	445	812	633	155	415	553
Metro Cume	2130	569	1168	1125	414	768	589	155	400	536
KIIS-FM										
TSA AQH	925	393	453	267	122	144	91	271	309	176
Metro AQH	755	308	381	231	87	116	79	221	265	152
TSA Cume	23199	10001	11091	6796	3565	3911	2532	6436	7180	4264
Metro Cume	19134	8126	9358	5760	2782	3277	2137	5345	6081	3623
KVVS-FM										
TSA AQH	31	11	12	3	4	4	1	6	8	2
Metro AQH	25	8	9	3	4	4	1	4	5	2
TSA Cume	614	226	303	174	116	110	50	111	193	124
Metro Cume	530	192	274	152	97	101	36	95	173	115
KJLH-FM										
TSA AQH	231	67	157	144	22	47	44	45	110	100
Metro AQH	228	66	154	141	22	45	42	45	109	99
TSA Cume	4003	1273	2613	2116	472	965	843	801	1648	1272
Metro Cume	3926	1261	2541	2051	472	929	807	789	1613	1244
KKBT-FM										
TSA AQH	616	283	267	170	120	106	74	163	160	96
Metro AQH	545	247	236	150	105	94	64	142	142	86
TSA Cume	14673	6863	5502	3302	2973	2116	1308	3891	3387	1995
Metro Cume	12421	5658	4670	2835	2406	1835	1165	3252	2835	1670
KKLA-FM										
TSA AQH	70	11	40	50	5	17	16	6	24	34
Metro AQH	59	8	34	45	3	13	14	5	21	31
TSA Cume	1885	288	1151	1300	77	466	568	212	684	732
Metro Cume	1554	234	946	1101	58	360	470	176	586	631
KLAC-AM										
TSA AQH	122	18	94	91	17	89	84	1	5	7
Metro AQH	96	14	72	71	13	67	65	1	5	6
TSA Cume	2846	483	1875	1882	416	1720	1706	67	155	176
Metro Cume	2273	416	1487	1487	352	1358	1344	64	129	144
KLAX-FM										
TSA AQH	734	313	503	348	175	275	192	138	228	156
Metro AQH	671	288	454	311	160	240	165	128	213	147
TSA Cume	9741	4370	6165	4168	2324	3235	2131	2045	2929	2037
Metro Cume	8637	3890	5490	3702	2064	2830	1839	1825	2660	1862
KLOS-FM										
TSA AQH	456	98	356	331	52	212	206	46	144	125
Metro AQH	337	70	255	244	36	155	156	34	100	87
TSA Cume	10826	2904	7906	6814	1678	4734	4072	1226	3172	2742
Metro Cume	8353	2315	6062	5184	1340	3691	3161	975	2372	2023
KLSX-FM										
TSA AQH	486	180	415	291	122	313	232	58	102	58
Metro AQH	394	139	342	242	87	253	194	51	89	49
TSA Cume	7576	2644	5782	4402	1811	4121	3123	834	1662	1280
Metro Cume	6121	2055	4775	3633	1363	3408	2578	692	1366	1055

* Listener estimates adjusted for reported broadcast schedule.

+ Station(s) changed call letters - see Page 13.

& Both of the previous footnotes apply.

TSA Target Listeners

Monday-Sunday 6AM-MID										
AQH and Cume Persons (00)										
Persons 12+	Persons 18-34	Persons 25-54	Persons 35-64	Men 18-34	Men 25-54	Men 35-64	Women 18-34	Women 25-54	Women 35-64	
KLTX-AM										
TSA AQH	66	30	44	26	18	23	9	12	22	17
Metro AQH	63	27	42	26	18	22	9	9	20	17
TSA Cume	1012	330	546	503	159	232	157	172	314	346
Metro Cume	937	256	498	503	131	204	157	126	294	346
KLVE-FM										
TSA AQH	812	339	548	364	152	191	108	187	357	256
Metro AQH	675	282	453	303	130	156	84	151	297	219
TSA Cume	12541	5300	8152	5431	2324	3351	2085	2977	4801	3346
Metro Cume	10362	4358	6750	4549	1881	2687	1686	2477	4063	2863
KLYY-FM										
TSA AQH	437	209	324	199	105	171	105	104	153	93
Metro AQH	278	147	204	113	73	111	63	75	93	50
TSA Cume	7406	3496	5146	3227	1791	2670	1648	1705	2477	1579
Metro Cume	4896	2345	3439	2134	1219	1823	1097	1126	1616	1037
KMXE-AM										
TSA AQH	127	28	97	91	19	64	61	9	33	30
Metro AQH	111	25	88	77	17	58	53	8	29	25
TSA Cume	1317	368	922	799	225	575	527	143	347	272
Metro Cume	1114	293	795	697	183	508	473	110	287	224
KMZT-FM										
TSA AQH	298	29	82	134	10	37	79	19	45	55
Metro AQH	268	28	74	119	9	31	68	19	43	51
TSA Cume	6255	888	2786	3153	415	1265	1439	473	1521	1714
Metro Cume	5428	809	2525	2793	365	1095	1223	443	1430	1570
KNX -AM										
TSA AQH	344	26	159	204	16	113	135	10	46	69
Metro AQH	248	21	103	136	12	70	88	9	33	48
TSA Cume	10696	1014	5212	6620	622	3357	4159	392	1855	2461
Metro Cume	8197	804	3898	4981	457	2448	3081	347	1450	1900
KOST-FM										
TSA AQH	747	190	434	436	50	139	137	140	295	298
Metro AQH	617	145	368	362	39	114	110	105	254	252
TSA Cume	14631	3900	8902	8230	1214	3427	3223	2685	5475	5007
Metro Cume	12098	3160	7355	6789	995	2823	2624	2165	4532	4165
KPWR-FM										
TSA AQH	777	439	301	122	271	167	57	167	133	64
Metro AQH	703	379	272	116	236	152	56	144	120	59
TSA Cume	18538	10145	7822	3397	5252	3691	1436	4894	4130	1961
Metro Cume	16210	8490	6815	3161	4302	3166	1363	4188	3649	1798
KACD-FM										
TSA AQH	253	69	184	166	33	81	78	36	104	88
Metro AQH	252	69	184	166	33	81	78	36	104	88
TSA Cume	3565	1435	2582	1847	765	1195	820	670	1388	1027
Metro Cume	3554	1431	2579	1844	761	1192	817	670	1388	1027
KACV-FM										
TSA AQH	201	48	135	121	34	73	55	13	62	67
Metro AQH	182	45	118	107	32	65	49	13	53	58
TSA Cume	3144	974	2160	1753	560	1212	894	414	948	858
Metro Cume	2804	904	1915	1542	524	1079	797	380	836	745
KRLA-AM										
TSA AQH	136	6	54	84	4	39	55	2	16	29
Metro AQH	120	5	46	71	3	36	47	2	11	24
TSA Cume	2711	192	1037	1561	120	649	965	72	389	596
Metro Cume	2399	171	886	1363	111	555	827	60	331	536
KROQ-FM										
TSA AQH	712	412	394	175	244	240	113	169	154	62
Metro AQH	627	365	353	155	214	209	98	151	144	56
TSA Cume	16544	8394	8947	4855	4408	5023	2758	3986	3924	2097
Metro Cume	14302	7313	7819	4177	3752	4355	2404	3561	3464	1774

* Listener estimates adjusted for reported broadcast schedule.

+ Station(s) changed call letters - see Page 13.

& Both of the previous footnotes apply.

TSA Target Listeners

Monday-Sunday 6AM-MID										
AQH and Cume Persons (00)										
Persons 12+	Persons 18-34	Persons 25-54	Persons 35-64	Men 18-34	Men 25-54	Men 35-64	Women 18-34	Women 25-54	Women 35-64	
KRTH-FM										
TSA AQH	505	104	270	317	59	136	147	45	134	170
Metro AQH	414	91	223	251	49	113	114	42	110	137
TSA Cume	13859	3177	7304	8204	1488	3292	3555	1689	4012	4649
Metro Cume	11500	2828	6114	6647	1291	2708	2789	1537	3407	3858
KSCA-FM										
TSA AQH	761	425	539	281	265	312	143	160	226	138
Metro AQH	669	368	484	253	231	278	125	137	206	128
TSA Cume	9799	4996	6444	3570	2855	3686	2001	2141	2758	1569
Metro Cume	8297	4214	5610	3065	2369	3173	1699	1845	2437	1366
KSPN-AM										
TSA AQH	120	27	62	57	19	51	51	8	11	6
Metro AQH	101	24	57	46	16	46	42	8	10	5
TSA Cume	3326	650	1989	1837	461	1566	1521	189	423	317
Metro Cume	2868	613	1758	1554	434	1377	1278	178	381	276
KSSE-FM										
TSA AQH	434	266	300	145	135	177	84	131	124	61
Metro AQH	402	249	273	131	125	157	73	124	115	58
TSA Cume	7887	4467	5007	2415	2019	2415	1108	2448	2592	1307
Metro Cume	7257	4160	4538	2167	1849	2149	970	2311	2389	1197
KTLK-AM										
TSA AQH	148	6	72	99	3	52	70	4	20	29
Metro AQH	129	6	64	86	3	44	58	4	19	28
TSA Cume	1733	273	1024	1130	170	683	742	103	341	389
Metro Cume	1586	266	963	1049	163	625	672	103	337	377
KTNQ-AM										
TSA AQH	120	43	81	62	33	55	38	10	26	24
Metro AQH	113	42	76	57	32	52	35	10	24	22
TSA Cume	1992	793	1479	1029	546	999	631	247	479	398
Metro Cume	1844	749	1369	938	520	922	581	229	447	357
KTWV-FM										
TSA AQH	728	67	401	542	37	187	258	30	214	284
Metro AQH	639	59	343	478	31	149	221	28	194	256
TSA Cume	10735	1494	6404	7386	725	3039	3502	769	3364	3883
Metro Cume	9064	1283	5345	6244	620	2447	2873	664	2899	3372
KWIZ-FM										
TSA AQH	69	53	48	15	30	21	5	23	27	10
Metro AQH	69	53	48	15	30	21	5	23	27	10
TSA Cume	1356	845	826	433	542	520	274	302	306	160
Metro Cume	1356	845	826	433	542	520	274	302	306	160
KWVE-FM										
TSA AQH	143	22	85	90	12	27	27	10	58	63
Metro AQH	82	13	46	47	7	12	9	6	34	38
TSA Cume	2729	668	1669	1586	314	655	609	353	1014	977
Metro Cume	1577	378	1005	949	166	396	358	212	609	592
KXOL-FM										
TSA AQH	348	175	198	111	70	88	47	104	110	64
Metro AQH	343	173	196	109	70	86	46	104	109	63
TSA Cume	6182	2850	3525	2069	1254	1656	994	1596	1868	1075
Metro Cume	5999	2778	3421	2005	1226	1602	958	1551	1820	1047
KYSR-FM										
TSA AQH	351	128	252	175	43	97	80	85	155	95
Metro AQH	317	108	229	164	37	88	73	72	141	91
TSA Cume	10713	4355	7559	5064	1534	2974	2124	2821	4584	2940
Metro Cume	9556	3857	6793	4572	1297	2597	1861	2561	4196	2711
KZLA-FM										
TSA AQH	358	83	214	216	23	94	95	60	120	120
Metro AQH	302	69	180	183	20	82	82	48	98	101
TSA Cume	7708	2134	4707	4465	662	2102	2029	1472	2605	2436
Metro Cume	6260	1590	3768	3767	519	1731	1708	1071	2037	2059

* Listener estimates adjusted for reported broadcast schedule.

+ Station(s) changed call letters - see Page 13.

& Both of the previous footnotes apply.

TSA Target Listeners

Monday-Sunday 6AM-MID

AQH and Cume Persons (00)

	Persons 12+	Persons 18-34	Persons 25-54	Persons 35-64	Men 18-34	Men 25-54	Men 35-64	Women 18-34	Women 25-54	Women 35-64
XTRA-AM										
TSA AQH	139	5	30	49	4	18	23	2	11	26
Metro AQH	118	4	26	43	2	17	21	1	9	23
TSA Cume	2575	299	671	839	201	333	393	97	338	446
Metro Cume	1982	216	563	671	138	267	292	78	296	379
KGFI-FM										
TSA AQH	362	172	166	88	77	81	43	95	85	45
Metro AQH	71	34	38	17	14	19	9	20	19	8
TSA Cume	8253	3808	3605	2039	1699	1433	745	2109	2172	1294
Metro Cume	2569	1169	1167	633	421	402	217	749	765	416
KOLA-FM										
TSA AQH	187	26	85	116	13	33	52	13	52	64
Metro AQH	55	4	18	31	2	9	16	2	9	14
TSA Cume	3876	766	1909	2309	376	890	1145	390	1019	1164
Metro Cume	1283	202	698	815	80	367	460	121	331	354
TOTALS										
TSA AQH	23131	7500	13462	11254	3886	7058	5802	3613	6404	5452
Metro AQH	16772	5454	9849	8160	2794	5111	4165	2660	4737	3994
TSA Cume	142902	44097	78103	66883	22418	39153	33035	21679	38950	33847
Metro Cume	101099	31302	56097	47710	15786	28109	23503	15516	27989	24207

* Listener estimates adjusted for reported broadcast schedule.

+ Station(s) changed call letters - see Page 13.

& Both of the previous footnotes apply.

DMA Target Listeners

		AQH and Cume Persons																	
		Monday-Friday 6AM-10AM			Monday-Friday 10AM-3PM			Monday-Friday 3PM-7PM			Monday-Friday 7PM-MID			Monday-Friday 6AM-7PM			Monday-Sunday 6AM-MID		
		AQH (00)	AQH Rtg	Cume (00)	AQH (00)	AQH Rtg	Cume (00)	AQH (00)	AQH Rtg	Cume (00)	AQH (00)	AQH Rtg	Cume (00)	AQH (00)	AQH Rtg	Cume (00)	AQH (00)	AQH Rtg	Cume (00)
KABC-AM																			
P 12+		578	.4	2906	620	.4	3531	553	.4	3399	207	.1	1690	587	.4	5174	398	.3	5957
Teens 12-17		1		31				1		11			14			42	1		56
M 18-34		14	.1	74	15	.1	132	19	.1	164	3		7	16	.1	238	10		260
W 18-34		3		62	2		49	2		36	6		64	2		101	2		132
M 18-49		55	.1	364	91	.2	502	84	.2	570	32	.1	255	78	.2	823	51	.1	1007
W 18-49		20		240	35	.1	267	37	.1	362	12		214	31	.1	517	23	.1	633
M 25-49		49	.1	350	79	.2	449	83	.3	561	32	.1	255	71	.2	761	47	.1	946
W 25-49		19	.1	221	34	.1	254	36	.1	333	8		191	30	.1	482	22	.1	585
M 25-54		83	.2	550	111	.3	695	113	.3	750	40	.1	368	103	.3	1102	70	.2	1366
W 25-54		56	.1	354	66	.2	393	61	.2	508	14		273	61	.2	700	40	.1	816
M 35-64		147	.5	832	212	.7	1087	187	.6	1017	52	.2	490	184	.6	1557	120	.4	1828
W 35-64		117	.4	662	156	.5	819	142	.4	965	44	.1	435	139	.4	1276	93	.3	1400
KBIG-FM																			
P 12+		448	.3	3812	670	.5	4412	526	.4	4772	177	.1	2221	558	.4	7954	404	.3	10037
Teens 12-17		14	.1	195	9	.1	260	24	.2	290	21	.1	170	15	.1	559	19	.1	737
M 18-34		60	.3	448	82	.4	504	73	.3	632	27	.1	388	73	.3	983	50	.2	1247
W 18-34		67	.3	762	167	.8	949	126	.6	1025	22	.1	510	124	.6	1676	80	.4	2098
M 18-49		107	.3	910	163	.4	1093	174	.4	1452	69	.2	841	149	.4	2228	116	.3	2925
W 18-49		194	.5	1760	357	.9	2078	249	.6	2150	47	.1	890	274	.7	3415	180	.4	4139
M 25-49		101	.3	809	151	.5	936	162	.5	1322	63	.2	760	139	.4	1948	108	.3	2589
W 25-49		179	.6	1582	312	1.0	1751	219	.7	1897	42	.1	761	243	.8	2895	158	.5	3515
M 25-54		144	.4	922	208	.5	1053	180	.5	1460	67	.2	789	180	.5	2172	135	.4	2980
W 25-54		212	.6	1922	339	.9	2056	239	.6	2165	46	.1	830	269	.7	3458	176	.5	4122
M 35-64		98	.3	675	144	.4	784	127	.4	1060	51	.2	554	125	.4	1656	98	.3	2318
W 35-64		184	.6	1515	244	.7	1636	164	.5	1600	33	.1	492	201	.6	2652	134	.4	3098
KBUA-FM																			
P 12+		198	.1	961	150	.1	829	83	.1	659	41		344	144	.1	1275	101	.1	1422
Teens 12-17		11	.1	113	5		26	3		39	4		26	6		113	5		126
M 18-34		75	.3	317	69	.3	259	35	.2	220	16	.1	135	61	.3	374	42	.2	404
W 18-34		52	.2	156	38	.2	263	19	.1	149	12	.1	61	37	.2	318	27	.1	345
M 18-49		93	.2	458	79	.2	334	46	.1	316	20		178	73	.2	546	51	.1	591
W 18-49		71	.2	279	55	.1	364	30	.1	228	14		90	52	.1	444	37	.1	501
M 25-49		56	.2	322	44	.1	215	32	.1	181	13		97	44	.1	393	33	.1	408
W 25-49		63	.2	235	51	.2	313	30	.1	213	14		90	48	.1	364	33	.1	406
M 25-54		71	.2	367	51	.1	245	32	.1	196	15		112	51	.1	438	37	.1	464
W 25-54		69	.2	263	54	.1	341	30	.1	227	14		105	52	.1	406	35	.1	448
M 35-64		33	.1	207	17	.1	126	12		132	6		80	20	.1	259	14		306
W 35-64		27	.1	169	20	.1	132	12		96	2		44	20	.1	189	13		218
KBUE-FM																			
P 12+		574	.4	3021	787	.6	3509	403	.3	2813	188	.1	1726	603	.4	5214	434	.3	6202
Teens 12-17		58	.4	380	69	.4	309	72	.5	462	51	.3	375	67	.4	608	62	.4	877
M 18-34		222	1.0	1109	334	1.5	1362	165	.7	1106	54	.2	537	247	1.1	1879	162	.7	2076
W 18-34		80	.4	520	112	.5	701	69	.3	493	27	.1	395	89	.4	1009	66	.3	1203
M 18-49		305	.7	1429	410	1.0	1701	192	.5	1368	79	.2	728	311	.7	2440	208	.5	2777
W 18-49		151	.4	905	208	.5	1141	105	.3	723	51	.1	546	159	.4	1631	118	.3	1895
M 25-49		231	.7	984	313	.9	1227	132	.4	924	42	.1	424	232	.7	1714	151	.5	1959
W 25-49		106	.3	551	155	.5	767	73	.2	468	29	.1	299	115	.4	1089	84	.3	1265
M 25-54		235	.6	1042	314	.8	1255	138	.4	997	45	.1	454	236	.6	1816	154	.4	2077
W 25-54		107	.3	588	163	.4	841	80	.2	518	31	.1	326	121	.3	1191	88	.2	1380
M 35-64		94	.3	410	88	.3	447	41	.1	383	31	.1	241	76	.2	743	55	.2	899
W 35-64		93	.3	487	129	.4	586	53	.2	331	25	.1	178	95	.3	842	70	.2	967
KCBS-FM																			
P 12+		789	.6	6211	1064	.8	6886	880	.6	7796	198	.1	3715	923	.7	11516	647	.5	13309
Teens 12-17		22	.1	338	16	.1	284	33	.2	456	10	.1	249	23	.1	781	19	.1	975
M 18-34		119	.5	977	175	.8	1045	133	.6	1194	31	.1	627	145	.7	1745	105	.5	2026
W 18-34		88	.4	865	115	.5	1058	111	.5	1145	34	.2	713	106	.5	1710	76	.4	2011
M 18-49		403	1.0	2804	563	1.3	3028	443	1.1	3325	95	.2	1506	477	1.1	4903	328	.8	5551
W 18-49		229	.6	2166	328	.8	2516	267	.7	2697	64	.2	1413	278	.7	3996	201	.5	4641
M 25-49		381	1.1	2520	510	1.5	2646	423	1.3	3055	84	.3	1258	444	1.3	4376	305	.9	4952
W 25-49		201	.6	1938	295	.9	2192	238	.7	2333	55	.2	1204	248	.8	3476	180	.6	3991
M 25-54		420	1.1	2789	543	1.4	2875	468	1.2	3394	91	.2	1388	482	1.3	4855	331	.9	5508
W 25-54		250	.7	2238	344	.9	2501	270	.7	2718	61	.2	1351	292	.8	4003	207	.5	4604
M 35-64		352	1.1	2258	462	1.4	2416	387	1.2	2767	75	.2	1113	405	1.3	3988	272	.8	4470
W 35-64		205	.6	1728	286	.9	1965	207	.6	2163	41	.1	954	237	.7	3125	168	.5	3608

* Listener estimates adjusted for reported broadcast schedule. + Station(s) changed call letters - see Page 13.

DMA Target Listeners

		AQH and Cume Persons																	
		Monday-Friday 6AM-10AM			Monday-Friday 10AM-3PM			Monday-Friday 3PM-7PM			Monday-Friday 7PM-MID			Monday-Friday 6AM-7PM			Monday-Sunday 6AM-MID		
		AQH (00)	AQH Rtg	Cume (00)	AQH (00)	AQH Rtg	Cume (00)	AQH (00)	AQH Rtg	Cume (00)	AQH (00)	AQH Rtg	Cume (00)	AQH (00)	AQH Rtg	Cume (00)	AQH (00)	AQH Rtg	Cume (00)
KDAY-FM																			
P 12+		155	.1	1650	182	.1	2224	222	.2	2621	96	.1	1255	186	.1	3883	150	.1	4594
Teens 12-17		21	.1	303	15	.1	272	39	.2	593	33	.2	310	24	.2	792	25	.2	953
M 18-34		50	.2	423	60	.3	654	67	.3	647	31	.1	367	59	.3	1051	47	.2	1263
W 18-34		42	.2	523	42	.2	791	70	.3	911	24	.1	442	51	.2	1236	42	.2	1401
M 18-49		61	.1	589	103	.2	878	91	.2	835	34	.1	413	86	.2	1377	66	.2	1648
W 18-49		69	.2	712	63	.2	977	89	.2	1104	25	.1	464	73	.2	1573	56	.1	1757
M 25-49		40	.1	391	68	.2	526	53	.2	479	19	.1	259	55	.2	839	42	.1	1083
W 25-49		62	.2	493	43	.1	660	67	.2	796	17	.1	302	56	.2	1101	43	.1	1177
M 25-54		40	.1	414	69	.2	562	54	.1	503	21	.1	270	55	.1	875	42	.1	1119
W 25-54		62	.2	502	43	.1	673	68	.2	809	17	.1	315	57	.2	1123	44	.1	1259
M 35-64		11		189	43	.1	260	27	.1	247	5		79	28	.1	397	20	.1	468
W 35-64		28	.1	198	22	.1	217	20	.1	207	1		34	23	.1	377	16		456
KDLD-FM																			
P 12+		113	.1	953	194	.1	1307	137	.1	1203	44		772	151	.1	1930	103	.1	2242
Teens 12-17		4		60	3		102	6		87	2		49	4		160	3		199
M 18-34		39	.2	263	46	.2	280	31	.1	246	9		218	39	.2	443	25	.1	528
W 18-34		24	.1	242	32	.2	312	25	.1	331	9		215	27	.1	485	19	.1	554
M 18-49		59	.1	477	98	.2	617	62	.1	454	25	.1	365	75	.2	866	52	.1	996
W 18-49		41	.1	370	70	.2	498	57	.1	544	13		285	57	.1	769	38	.1	838
M 25-49		49	.1	382	77	.2	525	54	.2	351	22	.1	289	62	.2	691	43	.1	806
W 25-49		29	.1	246	50	.2	305	39	.1	314	8		168	40	.1	481	26	.1	550
M 25-54		59	.2	412	95	.2	571	63	.2	411	25	.1	333	74	.2	768	50	.1	927
W 25-54		29	.1	259	51	.1	331	40	.1	341	8		181	41	.1	508	27	.1	590
M 35-64		29	.1	244	75	.2	396	41	.1	280	19	.1	191	51	.2	513	36	.1	601
W 35-64		18	.1	145	38	.1	216	34	.1	258	5		99	31	.1	329	21	.1	343
KEBN-FM																			
P 12+		136	.1	561	135	.1	634	63		467	24		278	113	.1	1008	76	.1	1130
Teens 12-17		5		32	2		69	9	.1	62	2		32	5		113	5		128
M 18-34		48	.2	220	51	.2	159	25	.1	146	7		97	42	.2	299	26	.1	345
W 18-34		39	.2	135	44	.2	174	8		96	7		57	31	.1	228	20	.1	243
M 18-49		59	.1	292	68	.2	233	34	.1	200	8		113	55	.1	425	35	.1	487
W 18-49		47	.1	180	52	.1	251	15		157	13		107	39	.1	349	27	.1	368
M 25-49		54	.2	204	55	.2	189	33	.1	184	7		98	48	.1	321	30	.1	354
W 25-49		33	.1	116	32	.1	161	10		104	13		107	26	.1	232	19	.1	251
M 25-54		70	.2	219	63	.2	221	33	.1	184	7		98	56	.1	353	34	.1	386
W 25-54		33	.1	128	32	.1	161	10		104	13		107	26	.1	244	19	.1	264
M 35-64		35	.1	116	25	.1	106	9		54	1		16	23	.1	185	15		201
W 35-64		9		57	8		79	8		62	7		50	8		135	7		138
KFI -AM																			
P 12+		1826	1.3	8525	1421	1.0	7920	1226	.9	6950	357	.3	2997	1486	1.0	12156	972	.7	13203
Teens 12-17		10	.1	165	4		65	8	.1	117	2		71	7		263	5		310
M 18-34		65	.3	407	27	.1	273	67	.3	399	15	.1	176	51	.2	612	35	.2	687
W 18-34		36	.2	234	50	.2	335	52	.2	381	6		96	46	.2	579	27	.1	585
M 18-49		385	.9	1907	217	.5	1456	334	.8	1788	74	.2	669	304	.7	2736	192	.5	2911
W 18-49		237	.6	1324	283	.7	1529	222	.5	1479	44	.1	519	250	.6	2243	148	.4	2386
M 25-49		375	1.1	1819	208	.6	1392	316	1.0	1709	69	.2	637	292	.9	2573	182	.5	2687
W 25-49		233	.7	1291	280	.9	1465	214	.7	1431	44	.1	519	245	.8	2160	145	.4	2297
M 25-54		502	1.3	2476	300	.8	1847	413	1.1	2197	90	.2	825	397	1.0	3348	250	.7	3511
W 25-54		292	.8	1604	350	.9	1839	278	.7	1745	54	.1	631	310	.8	2676	184	.5	2873
M 35-64		623	1.9	3020	405	1.3	2336	463	1.4	2523	121	.4	1028	490	1.5	4086	311	1.0	4399
W 35-64		413	1.3	2200	435	1.3	2361	345	1.0	2137	74	.2	749	401	1.2	3352	250	.8	3628
KFSH-FM																			
P 12+		169	.1	1340	161	.1	1114	144	.1	1496	45		776	158	.1	2080	119	.1	2539
Teens 12-17		8	.1	114	2		66	7		105	1		18	5		165	4		249
M 18-34		13	.1	166	6		100	15	.1	180	7		117	11		259	9		340
W 18-34		26	.1	224	20	.1	182	19	.1	233	8		183	22	.1	334	19	.1	443
M 18-49		51	.1	360	32	.1	273	49	.1	418	11		217	43	.1	529	31	.1	629
W 18-49		78	.2	561	75	.2	501	62	.2	605	19		348	72	.2	905	51	.1	1060
M 25-49		43	.1	315	29	.1	244	42	.1	374	8		188	38	.1	441	27	.1	520
W 25-49		64	.2	470	65	.2	431	58	.2	530	17	.1	284	62	.2	773	44	.1	915
M 25-54		48	.1	365	31	.1	265	45	.1	445	13		232	41	.1	547	32	.1	640
W 25-54		75	.2	547	82	.2	495	63	.2	590	17		303	74	.2	856	53	.1	1078
M 35-64		44	.1	255	33	.1	246	42	.1	361	12		183	39	.1	428	31	.1	461
W 35-64		72	.2	536	81	.2	476	56	.2	568	15		226	71	.2	824	49	.1	965

* Listener estimates adjusted for reported broadcast schedule. + Station(s) changed call letters - see Page 13.

DMA Target Listeners

		AQH and Cume Persons																	
		Monday-Friday 6AM-10AM			Monday-Friday 10AM-3PM			Monday-Friday 3PM-7PM			Monday-Friday 7PM-MID			Monday-Friday 6AM-7PM			Monday-Sunday 6AM-MID		
		AQH (00)	AQH Rtg	Cume (00)	AQH (00)	AQH Rtg	Cume (00)	AQH (00)	AQH Rtg	Cume (00)	AQH (00)	AQH Rtg	Cume (00)	AQH (00)	AQH Rtg	Cume (00)	AQH (00)	AQH Rtg	Cume (00)
KFWB-AM																			
P 12+		518	.4	5230	290	.2	3869	384	.3	4514	162	.1	2033	389	.3	7987	287	.2	9357
Teens 12-17		3		44			19	5		70	10	.1	18	3		107	4		142
M 18-34		49	.2	396	31	.1	243	39	.2	363	26	.1	239	39	.2	594	27	.1	694
W 18-34		24	.1	235	4		143	15	.1	234	3		98	13	.1	379	11	.1	474
M 18-49		148	.4	1391	68	.2	940	114	.3	1437	47	.1	683	107	.3	2186	75	.2	2585
W 18-49		84	.2	1047	26	.1	500	56	.1	750	11		267	53	.1	1369	37	.1	1547
M 25-49		147	.4	1340	66	.2	891	110	.3	1362	44	.1	658	104	.3	2086	73	.2	2454
W 25-49		75	.2	960	26	.1	487	52	.2	676	9		209	49	.2	1269	33	.1	1381
M 25-54		181	.5	1685	96	.3	1206	135	.4	1733	48	.1	756	134	.3	2652	93	.2	3083
W 25-54		107	.3	1175	45	.1	626	74	.2	891	16		316	73	.2	1648	48	.1	1825
M 35-64		184	.6	1944	93	.3	1426	154	.5	1962	44	.1	754	140	.4	3048	99	.3	3522
W 35-64		151	.5	1485	74	.2	885	99	.3	1079	26	.1	383	105	.3	2054	71	.2	2384
KHHT-FM																			
P 12+		626	.4	4776	742	.5	5342	690	.5	5860	415	.3	4062	690	.5	9077	592	.4	11159
Teens 12-17		53	.3	738	39	.2	550	51	.3	692	86	.5	836	47	.3	1234	64	.4	1716
M 18-34		63	.3	668	77	.3	713	83	.4	799	71	.3	825	75	.3	1341	74	.3	1806
W 18-34		181	.9	1245	234	1.1	1610	197	.9	1644	128	.6	1125	206	1.0	2572	173	.8	3164
M 18-49		144	.3	1168	199	.5	1299	192	.5	1408	114	.3	1141	180	.4	2300	159	.4	2938
W 18-49		306	.8	2040	364	.9	2534	321	.8	2695	174	.4	1611	333	.8	4022	268	.7	4844
M 25-49		118	.4	897	170	.5	1046	157	.5	1037	75	.2	674	150	.5	1721	128	.4	2154
W 25-49		239	.7	1455	267	.8	1801	239	.7	2002	113	.3	1116	250	.8	2894	197	.6	3463
M 25-54		171	.4	1136	201	.5	1266	180	.5	1256	85	.2	768	185	.5	2060	153	.4	2511
W 25-54		259	.7	1610	294	.8	2011	270	.7	2269	119	.3	1207	276	.7	3209	217	.6	3815
M 35-64		147	.5	860	177	.5	954	154	.5	1024	63	.2	486	161	.5	1580	127	.4	1780
W 35-64		174	.5	1161	200	.6	1358	189	.6	1576	58	.2	713	189	.6	2105	143	.4	2399
KHJ -AM																			
P 12+		217	.2	909	138	.1	1076	150	.1	785	48		484	166	.1	1801	124	.1	2248
Teens 12-17		6		49	1		13	10	.1	26	2		34	5		61	4		96
M 18-34		7		92	22	.1	244	23	.1	167	5		106	18	.1	384	12	.1	445
W 18-34		13	.1	39	3		64	2		38	4		50	6		115	5		155
M 18-49		34	.1	245	41	.1	385	49	.1	297	11		168	41	.1	678	28	.1	799
W 18-49		61	.1	181	33	.1	193	42	.1	147	14		129	44	.1	323	34	.1	390
M 25-49		32	.1	215	37	.1	337	42	.1	251	10		138	37	.1	568	24	.1	673
W 25-49		60	.2	166	32	.1	166	41	.1	133	14		115	44	.1	280	33	.1	320
M 25-54		66	.2	301	39	.1	351	50	.1	301	14		196	51	.1	675	35	.1	812
W 25-54		80	.2	235	40	.1	231	43	.1	159	15		128	53	.1	361	41	.1	415
M 35-64		69	.2	280	31	.1	235	59	.2	239	22	.1	140	51	.2	501	39	.1	633
W 35-64		99	.3	296	51	.2	280	44	.1	187	12		109	64	.2	458	46	.1	553
KIIS-FM																			
P 12+		1338	.9	12332	962	.7	10088	1228	.9	13118	560	.4	7339	1160	.8	20294	919	.6	23040
Teens 12-17		325	2.1	3651	129	.8	2042	398	2.5	3979	245	1.6	2657	272	1.7	5571	257	1.6	6115
M 18-34		177	.8	1488	161	.7	1742	133	.6	1627	76	.3	1100	157	.7	2974	121	.5	3527
W 18-34		363	1.7	3261	347	1.7	3211	357	1.7	3847	136	.6	1983	355	1.7	5690	266	1.3	6372
M 18-49		288	.7	2390	233	.6	2517	209	.5	2475	112	.3	1511	243	.6	4414	191	.5	5424
W 18-49		625	1.5	5345	518	1.3	4816	550	1.4	5786	177	.4	2766	561	1.4	8799	410	1.0	9724
M 25-49		221	.7	1638	158	.5	1530	127	.4	1602	64	.2	934	168	.5	2834	129	.4	3552
W 25-49		469	1.5	3750	336	1.0	3189	392	1.2	3989	92	.3	1636	394	1.2	5942	281	.9	6543
M 25-54		234	.6	1824	177	.5	1646	141	.4	1727	73	.2	1013	184	.5	3134	144	.4	3904
W 25-54		515	1.4	4076	378	1.0	3444	415	1.1	4307	95	.3	1737	432	1.1	6424	305	.8	7124
M 35-64		134	.4	1225	96	.3	969	99	.3	1110	48	.1	565	109	.3	1959	91	.3	2525
W 35-64		323	1.0	2553	222	.7	1991	229	.7	2451	45	.1	925	255	.8	3877	176	.5	4241
KVVS-FM																			
P 12+		34		294	27		320	52		302	20		214	37		521	31		614
Teens 12-17		20	.1	131	13	.1	114	29	.2	151	13	.1	136	20	.1	193	17	.1	214
M 18-34		1		31	2		48	8		36	3		28	3		75	4		116
W 18-34		8		46	7		48	13	.1	63	5		51	9		111	6		111
M 18-49		2		50	3		84	8		36	3		28	4		111	5		158
W 18-49		12		101	9		98	15		96	5		51	12		193	8		216
M 25-49		1		34	2		59	7		27	1		12	3		86	4		107
W 25-49		9		87	9		88	14		84	4		25	11		162	8		184
M 25-54		1		34	2		63	7		27	1		12	3		89	4		110
W 25-54		9		87	9		96	14		92	4		25	11		170	8		193
M 35-64				19	2		40							1		40	1		50
W 35-64		4		66	4		70	3		52				4		102	2		124

* Listener estimates adjusted for reported broadcast schedule. + Station(s) changed call letters - see Page 13.

DMA Target Listeners

		AQH and Cume Persons																	
		Monday-Friday 6AM-10AM			Monday-Friday 10AM-3PM			Monday-Friday 3PM-7PM			Monday-Friday 7PM-MID			Monday-Friday 6AM-7PM			Monday-Sunday 6AM-MID		
		AQH (00)	AQH Rtg	Cume (00)	AQH (00)	AQH Rtg	Cume (00)	AQH (00)	AQH Rtg	Cume (00)	AQH (00)	AQH Rtg	Cume (00)	AQH (00)	AQH Rtg	Cume (00)	AQH (00)	AQH Rtg	Cume (00)
KJLH-FM																			
P 12+		319	.2	1643	247	.2	1423	236	.2	1637	123	.1	1159	266	.2	2726	231	.2	4003
Teens 12-17		5		68			10	8	.1	116	9	.1	133	4		194	8	.1	366
M 18-34		23	.1	175	17	.1	169	20	.1	173	13	.1	148	20	.1	301	22	.1	472
W 18-34		28	.1	239	63	.3	355	53	.3	277	28	.1	232	49	.2	472	45	.2	801
M 18-49		41	.1	325	38	.1	259	54	.1	362	36	.1	321	44	.1	611	45	.1	928
W 18-49		110	.3	677	151	.4	749	110	.3	740	55	.1	506	126	.3	1109	103	.3	1644
M 25-49		39	.1	285	28	.1	203	48	.1	314	34	.1	276	38	.1	531	36	.1	765
W 25-49		106	.3	627	139	.4	662	92	.3	666	46	.1	461	114	.4	992	93	.3	1469
M 25-54		78	.2	387	35	.1	284	50	.1	357	39	.1	304	53	.1	688	47	.1	965
W 25-54		132	.3	702	150	.4	730	110	.3	746	49	.1	503	132	.3	1118	110	.3	1648
M 35-64		77	.2	361	44	.1	291	41	.1	310	31	.1	241	53	.2	634	44	.1	843
W 35-64		167	.5	681	119	.4	542	101	.3	655	38	.1	372	128	.4	971	100	.3	1272
KKBT-FM																			
P 12+		979	.7	7181	572	.4	6327	798	.6	8052	423	.3	5005	767	.5	12515	612	.4	14505
Teens 12-17		199	1.3	2222	106	.7	1548	233	1.5	2635	145	.9	1915	174	1.1	3702	158	1.0	4310
M 18-34		135	.6	1227	124	.6	1433	138	.6	1620	98	.4	1141	132	.6	2439	118	.5	2900
W 18-34		245	1.2	1710	190	.9	1953	216	1.0	2103	107	.5	1202	215	1.0	3326	163	.8	3839
M 18-49		263	.6	1790	171	.4	1854	202	.5	2063	123	.3	1332	209	.5	3258	171	.4	3844
W 18-49		418	1.0	2619	257	.6	2517	324	.8	2942	138	.3	1587	327	.8	4732	241	.6	5365
M 25-49		189	.6	1061	103	.3	977	110	.3	961	57	.2	526	132	.4	1680	99	.3	1949
W 25-49		297	.9	1723	160	.5	1394	203	.6	1794	66	.2	814	215	.7	2856	153	.5	3167
M 25-54		201	.5	1178	111	.3	1058	118	.3	1042	61	.2	564	141	.4	1827	106	.3	2106
W 25-54		313	.8	1848	164	.4	1482	212	.6	1881	70	.2	842	225	.6	3024	160	.4	3352
M 35-64		183	.6	803	64	.2	590	76	.2	591	29	.1	230	105	.3	1154	74	.2	1308
W 35-64		205	.6	1149	84	.3	747	130	.4	1051	42	.1	470	135	.4	1764	96	.3	1980
KLAC-AM																			
P 12+		104	.1	944	231	.2	1333	160	.1	1238	85	.1	665	170	.1	2242	116	.1	2742
Teens 12-17				12			1	1		13	1		12		25			37	
M 18-34		25	.1	156	14	.1	140	24	.1	170	10		141	21	.1	288	15	.1	380
W 18-34				1			15	5		35			17	2		51	1		67
M 18-49		75	.2	586	127	.3	776	82	.2	668	58	.1	400	97	.2	1273	67	.2	1462
W 18-49		4		26	9		54	5		48	4		48	6		89	5		152
M 25-49		70	.2	555	126	.4	768	80	.2	638	57	.2	377	95	.3	1226	66	.2	1384
W 25-49		4		26	9		54	5		48	4		48	6		89	4		135
M 25-54		82	.2	666	184	.5	942	95	.2	759	61	.2	415	125	.3	1461	83	.2	1632
W 25-54		4		32	13		67	5		68	4		48	8		108	5		155
M 35-64		69	.2	645	194	.6	943	95	.3	764	53	.2	348	125	.4	1469	80	.2	1643
W 35-64		4		38	15		108	6		71	6		51	9		115	7		176
KLAX-FM																			
P 12+		1464	1.0	5313	927	.7	5398	632	.4	4139	230	.2	2204	1001	.7	8102	728	.5	9607
Teens 12-17		27	.2	187	16	.1	183	37	.2	351	32	.2	286	26	.2	471	28	.2	681
M 18-34		341	1.5	1308	242	1.1	1276	152	.7	888	32	.1	409	245	1.1	1930	173	.8	2266
W 18-34		240	1.1	1050	169	.8	1160	125	.6	876	63	.3	564	177	.8	1681	137	.7	2019
M 18-49		614	1.5	2203	433	1.0	2124	276	.7	1604	78	.2	769	440	1.0	3178	313	.7	3748
W 18-49		453	1.1	1875	320	.8	2111	214	.5	1539	92	.2	887	329	.8	2977	241	.6	3498
M 25-49		559	1.7	1819	360	1.1	1787	224	.7	1255	60	.2	571	379	1.1	2529	263	.8	2947
W 25-49		385	1.2	1509	263	.8	1624	165	.5	1134	70	.2	650	270	.8	2287	197	.6	2624
M 25-54		573	1.5	1954	367	1.0	1873	236	.6	1347	60	.2	585	390	1.0	2730	271	.7	3176
W 25-54		434	1.1	1700	295	.8	1790	198	.5	1245	88	.2	721	308	.8	2518	226	.6	2898
M 35-64		428	1.3	1301	243	.8	1170	140	.4	872	49	.2	394	268	.8	1793	190	.6	2104
W 35-64		319	1.0	1163	203	.6	1263	133	.4	896	47	.1	411	217	.7	1763	154	.5	2016
KLOS-FM																			
P 12+		893	.6	5182	591	.4	4481	542	.4	5414	158	.1	2196	669	.5	9147	449	.3	10623
Teens 12-17		35	.2	393	12	.1	283	25	.2	369	18	.1	215	23	.1	677	21	.1	871
M 18-34		95	.4	837	85	.4	631	59	.3	722	21	.1	350	80	.4	1410	52	.2	1660
W 18-34		62	.3	417	65	.3	496	68	.3	560	21	.1	281	65	.3	999	44	.2	1193
M 18-49		440	1.0	2320	275	.7	1992	247	.6	2463	60	.1	925	317	.8	4088	208	.5	4667
W 18-49		250	.6	1552	205	.5	1415	186	.5	1708	52	.1	703	213	.5	2786	144	.4	3263
M 25-49		403	1.2	1951	237	.7	1770	228	.7	2224	49	.1	764	285	.9	3564	187	.6	4067
W 25-49		231	.7	1414	190	.6	1190	166	.5	1479	42	.1	523	195	.6	2340	129	.4	2752
M 25-54		460	1.2	2218	257	.7	1998	255	.7	2524	57	.1	899	319	.8	4110	209	.5	4659
W 25-54		263	.7	1584	210	.6	1422	183	.5	1693	45	.1	573	218	.6	2678	143	.4	3109
M 35-64		439	1.4	1972	244	.8	1732	245	.8	2240	60	.2	782	304	.9	3557	203	.6	3992
W 35-64		247	.7	1440	179	.5	1258	145	.4	1481	37	.1	543	189	.6	2357	124	.4	2695

* Listener estimates adjusted for reported broadcast schedule.

+ Station(s) changed call letters - see Page 13.

DMA Target Listeners

AQH and Cume Persons																		
Monday-Friday 6AM-10AM			Monday-Friday 10AM-3PM			Monday-Friday 3PM-7PM			Monday-Friday 7PM-MID			Monday-Friday 6AM-7PM			Monday-Sunday 6AM-MID			
AQH (00)	AQH Rtg	Cume (00)	AQH (00)	AQH Rtg	Cume (00)	AQH (00)	AQH Rtg	Cume (00)	AQH (00)	AQH Rtg	Cume (00)	AQH (00)	AQH Rtg	Cume (00)	AQH (00)	AQH Rtg	Cume (00)	
KLSX-FM																		
P 12+	1160	.8	4443	851	.6	3969	608	.4	3499	71	.1	1063	871	.6	6964	484	.3	7502
Teens 12-17	7		62	3		50	13	.1	110	1		25	7		158	5		249
M 18-34	299	1.3	1225	192	.9	882	157	.7	879	26	.1	331	214	1.0	1706	120	.5	1779
W 18-34	126	.6	543	145	.7	531	34	.2	261	6		126	105	.5	763	58	.3	824
M 18-49	750	1.8	2595	485	1.2	2107	392	.9	2032	50	.1	668	538	1.3	3909	297	.7	4037
W 18-49	229	.6	995	227	.6	1015	74	.2	680	9		209	181	.4	1561	98	.2	1634
M 25-49	687	2.1	2281	458	1.4	1892	363	1.1	1780	43	.1	587	499	1.5	3466	274	.8	3564
W 25-49	214	.7	849	215	.7	905	64	.2	625	7		166	168	.5	1349	91	.3	1408
M 25-54	785	2.0	2667	504	1.3	2129	427	1.1	1988	49	.1	664	567	1.5	3943	311	.8	4101
W 25-54	234	.6	965	240	.6	1047	74	.2	697	9		179	187	.5	1540	102	.3	1640
M 35-64	576	1.8	1897	374	1.2	1620	333	1.0	1592	32	.1	432	424	1.3	2991	232	.7	3123
W 35-64	137	.4	678	118	.4	755	57	.2	552	6		133	105	.3	1172	58	.2	1267
KLVE-FM																		
P 12+	1101	.8	6061	1157	.8	6221	842	.6	5930	443	.3	3993	1043	.7	10202	807	.6	12389
Teens 12-17	28	.2	363	24	.2	285	32	.2	388	27	.2	358	28	.2	645	29	.2	995
M 18-34	228	1.0	1042	178	.8	1034	162	.7	1016	96	.4	797	189	.8	1765	149	.7	2281
W 18-34	199	.9	1377	299	1.4	1657	196	.9	1563	126	.6	1029	237	1.1	2507	186	.9	2907
M 18-49	349	.8	1863	276	.7	1671	243	.6	1720	135	.3	1253	288	.7	3035	227	.5	3839
W 18-49	426	1.0	2575	560	1.4	2860	385	.9	2761	195	.5	1658	465	1.1	4430	347	.9	5140
M 25-49	265	.8	1463	208	.6	1237	187	.6	1328	96	.3	959	219	.7	2355	174	.5	3019
W 25-49	361	1.1	2063	479	1.5	2300	327	1.0	2285	153	.5	1323	396	1.2	3558	292	.9	4130
M 25-54	290	.8	1604	228	.6	1397	202	.5	1416	101	.3	1014	239	.6	2603	188	.5	3300
W 25-54	451	1.2	2380	591	1.6	2718	398	1.1	2618	178	.5	1542	488	1.3	4118	357	.9	4757
M 35-64	176	.5	1118	131	.4	911	115	.4	918	50	.2	550	140	.4	1734	108	.3	2077
W 35-64	356	1.1	1758	419	1.3	1894	269	.8	1694	109	.3	986	353	1.1	2855	255	.8	3314
KLYY-FM																		
P 12+	435	.3	2713	758	.5	4074	599	.4	3200	91	.1	1273	610	.4	5993	417	.3	6928
Teens 12-17	8	.1	157	7		108	33	.2	137	8	.1	75	15	.1	267	14	.1	373
M 18-34	132	.6	692	158	.7	934	172	.8	845	27	.1	358	155	.7	1430	101	.5	1629
W 18-34	87	.4	582	183	.9	931	150	.7	745	19	.1	286	143	.7	1382	97	.5	1544
M 18-49	220	.5	1222	280	.7	1582	299	.7	1486	42	.1	586	267	.6	2476	181	.4	2848
W 18-49	154	.4	1014	352	.9	1762	219	.5	1205	29	.1	435	250	.6	2354	168	.4	2693
M 25-49	169	.5	960	240	.7	1330	264	.8	1278	35	.1	492	225	.7	2043	154	.5	2349
W 25-49	122	.4	838	296	.9	1487	162	.5	937	23	.1	297	201	.6	1895	135	.4	2122
M 25-54	194	.5	1053	266	.7	1408	274	.7	1360	36	.1	526	246	.6	2189	166	.4	2508
W 25-54	126	.3	907	318	.8	1646	171	.5	1059	27	.1	367	214	.6	2095	146	.4	2349
M 35-64	123	.4	663	159	.5	834	154	.5	806	22	.1	299	146	.5	1359	103	.3	1574
W 35-64	82	.2	570	210	.6	1073	83	.3	618	15		244	132	.4	1311	90	.3	1531
KMXE-AM																		
P 12+	148	.1	587	213	.2	816	190	.1	829	81	.1	342	186	.1	1226	126	.1	1285
Teens 12-17	8	.1	15	5		20	4		15	1		15	6		20	5		20
M 18-34	5		27	44	.2	140	30	.1	174	10		25	28	.1	204	18	.1	204
W 18-34	3		43	22	.1	70	12	.1	73	6		20	13	.1	112	9		133
M 18-49	47	.1	191	109	.3	341	97	.2	378	35	.1	108	86	.2	486	56	.1	502
W 18-49	42	.1	164	54	.1	216	26	.1	169	25	.1	101	42	.1	275	30	.1	316
M 25-49	47	.1	191	103	.3	325	86	.3	337	25	.1	83	80	.2	445	49	.1	461
W 25-49	42	.1	158	54	.2	216	26	.1	169	19	.1	80	42	.1	269	28	.1	295
M 25-54	70	.2	255	123	.3	369	103	.3	395	37	.1	127	101	.3	537	63	.2	553
W 25-54	49	.1	173	58	.2	244	36	.1	211	20	.1	106	49	.1	311	33	.1	337
M 35-64	71	.2	289	98	.3	322	104	.3	345	43	.1	164	92	.3	508	61	.2	527
W 35-64	48	.1	146	40	.1	200	37	.1	179	20	.1	106	42	.1	252	30	.1	272
KMZT-FM																		
P 12+	342	.2	2515	327	.2	2860	339	.2	2777	160	.1	1743	336	.2	4929	294	.2	6212
Teens 12-17	11	.1	139	4		96	5		87	3		54	6		272	8	.1	309
M 18-34	15	.1	139	7		112	18	.1	191	4		81	13	.1	292	10		415
W 18-34	17	.1	178	29	.1	175	24	.1	145	6		111	24	.1	324	19	.1	473
M 18-49	38	.1	387	26	.1	385	39	.1	454	16		284	34	.1	802	31	.1	1117
W 18-49	47	.1	571	50	.1	472	57	.1	471	12		295	51	.1	1004	39	.1	1283
M 25-49	34	.1	366	21	.1	355	28	.1	387	16		284	27	.1	731	27	.1	1015
W 25-49	46	.1	541	45	.1	432	55	.2	458	11		279	49	.2	948	37	.1	1182
M 25-54	41	.1	439	29	.1	432	36	.1	506	22	.1	403	35	.1	903	35	.1	1242
W 25-54	55	.1	661	53	.1	619	62	.2	588	17		385	56	.1	1226	45	.1	1521
M 35-64	79	.2	561	66	.2	565	79	.2	663	66	.2	552	74	.2	1091	76	.2	1417
W 35-64	79	.2	729	62	.2	743	70	.2	727	26	.1	452	70	.2	1406	55	.2	1714

* Listener estimates adjusted for reported broadcast schedule. + Station(s) changed call letters - see Page 13.

DMA Target Listeners

		AQH and Cume Persons																	
		Monday-Friday 6AM-10AM			Monday-Friday 10AM-3PM			Monday-Friday 3PM-7PM			Monday-Friday 7PM-MID			Monday-Friday 6AM-7PM			Monday-Sunday 6AM-MID		
		AQH (00)	AQH Rtg	Cume (00)	AQH (00)	AQH Rtg	Cume (00)	AQH (00)	AQH Rtg	Cume (00)	AQH (00)	AQH Rtg	Cume (00)	AQH (00)	AQH Rtg	Cume (00)	AQH (00)	AQH Rtg	Cume (00)
KNX -AM																			
P 12+		628	.4	5390	391	.3	4598	384	.3	4617	109	.1	1913	462	.3	8744	329	.2	10248
Teens 12-17		3		72	1		18	3		53	1		12	2		120	2		159
M 18-34		28	.1	275	15	.1	270	27	.1	350	6		205	23	.1	539	15	.1	598
W 18-34		13	.1	132	10		172	17	.1	218	6		100	13	.1	324	9		383
M 18-49		181	.4	1424	85	.2	1033	112	.3	1424	24	.1	513	123	.3	2345	80	.2	2562
W 18-49		87	.2	765	35	.1	561	59	.1	691	19		306	58	.1	1281	39	.1	1483
M 25-49		179	.5	1401	82	.2	973	109	.3	1357	24	.1	504	120	.4	2278	78	.2	2478
W 25-49		81	.3	713	32	.1	507	51	.2	607	15		247	53	.2	1175	35	.1	1377
M 25-54		229	.6	1809	119	.3	1346	143	.4	1712	33	.1	588	160	.4	2885	107	.3	3185
W 25-54		94	.2	908	41	.1	696	74	.2	813	15		292	67	.2	1513	45	.1	1806
M 35-64		257	.8	2208	162	.5	1677	162	.5	2086	39	.1	614	192	.6	3574	130	.4	3977
W 35-64		136	.4	1284	56	.2	949	100	.3	1036	20	.1	381	94	.3	1961	67	.2	2369
KOST-FM																			
P 12+		936	.7	6302	1143	.8	6868	944	.7	7579	390	.3	4142	1018	.7	11701	742	.5	14524
Teens 12-17		10	.1	160	7		188	20	.1	335	17	.1	264	12	.1	548	15	.1	854
M 18-34		59	.3	455	71	.3	426	73	.3	468	31	.1	342	68	.3	793	50	.2	1192
W 18-34		142	.7	1045	231	1.1	1242	185	.9	1391	82	.4	754	190	.9	2096	139	.7	2670
M 18-49		163	.4	1213	184	.4	1157	196	.5	1390	74	.2	861	181	.4	2203	134	.3	3062
W 18-49		381	.9	2347	467	1.1	2655	371	.9	3021	173	.4	1705	411	1.0	4553	292	.7	5540
M 25-49		150	.5	1110	162	.5	1028	175	.5	1283	64	.2	759	162	.5	1990	118	.4	2750
W 25-49		335	1.0	2005	403	1.2	2188	311	1.0	2499	127	.4	1356	354	1.1	3783	243	.8	4596
M 25-54		178	.5	1382	179	.5	1197	199	.5	1537	79	.2	947	185	.5	2453	138	.4	3399
W 25-54		413	1.1	2521	483	1.3	2645	370	1.0	3042	156	.4	1601	427	1.1	4618	294	.8	5460
M 35-64		170	.5	1392	184	.6	1271	196	.6	1608	75	.2	893	183	.6	2447	136	.4	3205
W 35-64		438	1.3	2545	477	1.4	2631	352	1.1	2962	150	.5	1521	426	1.3	4404	297	.9	4977
KPWR-FM																			
P 12+		1079	.8	9342	733	.5	8082	1113	.8	10359	484	.3	6239	956	.7	15997	773	.5	18329
Teens 12-17		221	1.4	2449	109	.7	1450	348	2.2	3094	202	1.3	2242	217	1.4	4116	214	1.4	4812
M 18-34		372	1.7	2644	316	1.4	2775	392	1.8	2905	140	.6	1580	357	1.6	4545	269	1.2	5145
W 18-34		261	1.2	2483	168	.8	2417	216	1.0	2627	83	.4	1480	211	1.0	4311	167	.8	4823
M 18-49		466	1.1	3225	362	.9	3223	464	1.1	3514	160	.4	1788	425	1.0	5507	318	.8	6256
W 18-49		350	.9	3314	231	.6	3024	282	.7	3450	105	.3	1929	283	.7	5676	218	.5	6436
M 25-49		257	.8	1730	188	.6	1610	253	.8	2008	66	.2	771	229	.7	2963	161	.5	3459
W 25-49		197	.6	1964	129	.4	1673	166	.5	2022	50	.2	1054	161	.5	3320	123	.4	3873
M 25-54		269	.7	1864	190	.5	1663	258	.7	2075	70	.2	842	235	.6	3139	167	.4	3661
W 25-54		221	.6	2087	137	.4	1746	176	.5	2123	56	.1	1128	175	.5	3488	132	.3	4083
M 35-64		106	.3	716	55	.2	596	78	.2	722	24	.1	332	78	.2	1247	57	.2	1436
W 35-64		115	.3	987	83	.3	767	76	.2	957	31	.1	567	91	.3	1638	64	.2	1954
KRCD-FM																			
P 12+		302	.2	1326	323	.2	1784	293	.2	1823	184	.1	1260	307	.2	2849	253	.2	3565
Teens 12-17				13	1		17	6		22	1		18	2		48	3		92
M 18-34		30	.1	207	39	.2	334	47	.2	386	39	.2	283	39	.2	618	33	.1	765
W 18-34		38	.2	227	38	.2	268	35	.2	297	35	.2	246	37	.2	552	36	.2	670
M 18-49		94	.2	456	101	.2	594	114	.3	684	51	.1	430	103	.2	1043	78	.2	1340
W 18-49		108	.3	514	119	.3	674	98	.2	663	74	.2	491	110	.3	1101	94	.2	1322
M 25-49		81	.2	402	95	.3	528	102	.3	556	38	.1	317	93	.3	862	70	.2	1095
W 25-49		96	.3	445	116	.4	615	93	.3	620	68	.2	448	103	.3	974	88	.3	1195
M 25-54		96	.3	445	113	.3	598	114	.3	627	39	.1	360	108	.3	947	81	.2	1195
W 25-54		127	.3	556	136	.4	740	109	.3	720	75	.2	507	125	.3	1154	104	.3	1388
M 35-64		106	.3	371	117	.4	437	100	.3	454	19	.1	230	108	.3	636	78	.2	820
W 35-64		127	.4	486	120	.4	634	93	.3	553	54	.2	369	114	.3	849	88	.3	1027
KRCV-FM																			
P 12+		268	.2	1294	303	.2	1857	210	.1	1364	111	.1	833	264	.2	2625	201	.1	3144
Teens 12-17				13			13	2		36			19	1		49	2		106
M 18-34		35	.2	206	43	.2	309	57	.3	363	27	.1	195	45	.2	507	34	.2	560
W 18-34		15	.1	130	25	.1	251	9		109	13	.1	105	17	.1	322	13	.1	414
M 18-49		83	.2	411	85	.2	589	88	.2	577	49	.1	383	85	.2	942	65	.2	1158
W 18-49		71	.2	425	98	.2	673	45	.1	383	46	.1	282	73	.2	836	62	.2	1013
M 25-49		83	.3	411	82	.2	573	86	.3	531	48	.1	369	84	.3	879	64	.2	1096
W 25-49		69	.2	383	89	.3	583	41	.1	329	40	.1	227	68	.2	726	57	.2	861
M 25-54		94	.2	465	91	.2	600	107	.3	607	54	.1	411	97	.3	976	73	.2	1212
W 25-54		76	.2	411	97	.3	656	47	.1	368	40	.1	232	75	.2	812	62	.2	948
M 35-64		92	.3	371	69	.2	414	55	.2	350	30	.1	250	72	.2	711	55	.2	894
W 35-64		83	.3	416	108	.3	594	60	.2	413	40	.1	207	85	.3	742	67	.2	858

* Listener estimates adjusted for reported broadcast schedule. + Station(s) changed call letters - see Page 13.

DMA Target Listeners

DMA Target Listeners

		AQH and Cume Persons																	
		Monday-Friday 6AM-10AM			Monday-Friday 10AM-3PM			Monday-Friday 3PM-7PM			Monday-Friday 7PM-MID			Monday-Friday 6AM-7PM			Monday-Sunday 6AM-MID		
		AQH (00)	AQH Rtg	Cume (00)	AQH (00)	AQH Rtg	Cume (00)	AQH (00)	AQH Rtg	Cume (00)	AQH (00)	AQH Rtg	Cume (00)	AQH (00)	AQH Rtg	Cume (00)	AQH (00)	AQH Rtg	Cume (00)
KRLA-AM																			
P 12+		254	.2	1546	244	.2	1504	177	.1	1217	49		362	226	.2	2485	134	.1	2692
Teens 12-17				14												14			14
M 18-34		4		56	5		54	10		95	2		16	6		120	4		120
W 18-34		4		31	5		51			6				3		72	2		72
M 18-49		28	.1	249	53	.1	253	23	.1	227	6		98	36	.1	416	20		467
W 18-49		22	.1	116	26	.1	171	9		84	3		42	19		239	11		278
M 25-49		26	.1	221	53	.2	253	16		183	5		82	33	.1	372	18	.1	423
W 25-49		19	.1	100	21	.1	137	9		84	3		42	17	.1	205	10		244
M 25-54		66	.2	382	77	.2	370	47	.1	267	18		123	64	.2	590	38	.1	641
W 25-54		32	.1	192	37	.1	255	11		136	3		42	28	.1	349	16		389
M 35-64		104	.3	560	92	.3	491	73	.2	421	28	.1	167	90	.3	876	54	.2	947
W 35-64		46	.1	303	65	.2	361	30	.1	254	5		71	48	.1	540	29	.1	596
KROQ-FM																			
P 12+		1103	.8	8390	792	.6	7316	910	.6	8880	458	.3	5845	924	.7	14087	711	.5	16514
Teens 12-17		156	1.0	1701	60	.4	906	191	1.2	1802	121	.8	1331	130	.8	2703	121	.8	3161
M 18-34		379	1.7	2446	268	1.2	2182	316	1.4	2402	163	.7	1764	317	1.4	3773	244	1.1	4408
W 18-34		279	1.3	1947	224	1.1	2007	194	.9	2212	91	.4	1528	232	1.1	3519	169	.8	3986
M 18-49		541	1.3	3439	426	1.0	3200	434	1.0	3574	199	.5	2342	464	1.1	5694	348	.8	6743
W 18-49		375	.9	2825	281	.7	2777	250	.6	3050	127	.3	1981	300	.7	4898	221	.5	5662
M 25-49		386	1.2	2409	322	1.0	2138	288	.9	2410	87	.3	1320	331	1.0	3943	234	.7	4730
W 25-49		279	.9	1936	190	.6	1708	158	.5	1880	77	.2	1070	207	.6	3108	148	.5	3645
M 25-54		394	1.0	2557	327	.9	2227	294	.8	2549	93	.2	1382	338	.9	4176	240	.6	5023
W 25-54		284	.8	2021	197	.5	1885	172	.5	2036	81	.2	1152	216	.6	3347	154	.4	3912
M 35-64		176	.5	1237	166	.5	1155	129	.4	1366	43	.1	669	158	.5	2269	113	.3	2757
W 35-64		106	.3	1015	71	.2	1024	74	.2	1053	40	.1	540	83	.3	1740	62	.2	2078
KRTH-FM																			
P 12+		587	.4	5084	746	.5	6288	595	.4	6340	211	.1	2796	651	.5	10689	488	.3	13541
Teens 12-17		17	.1	300	13	.1	237	28	.2	457	24	.2	294	19	.1	739	21	.1	1081
M 18-34		41	.2	461	84	.4	719	72	.3	675	43	.2	383	67	.3	1078	53	.2	1441
W 18-34		45	.2	544	69	.3	744	57	.3	739	28	.1	458	58	.3	1311	45	.2	1663
M 18-49		93	.2	940	155	.4	1325	154	.4	1315	79	.2	723	136	.3	2161	108	.3	2946
W 18-49		120	.3	1408	181	.4	1774	132	.3	1740	46	.1	850	147	.4	3057	108	.3	3825
M 25-49		83	.3	793	122	.4	991	131	.4	1028	71	.2	622	112	.3	1705	92	.3	2415
W 25-49		105	.3	1126	140	.4	1346	106	.3	1393	33	.1	619	119	.4	2355	84	.3	2900
M 25-54		132	.3	1196	178	.5	1355	191	.5	1572	86	.2	830	168	.4	2477	133	.3	3229
W 25-54		169	.4	1676	235	.6	1854	155	.4	1892	42	.1	753	190	.5	3287	132	.3	3931
M 35-64		163	.5	1266	185	.6	1485	217	.7	1838	63	.2	731	188	.6	2745	143	.4	3483
W 35-64		216	.7	1979	298	.9	2332	178	.5	2176	43	.1	794	236	.7	3793	166	.5	4525
KSCA-FM																			
P 12+		1713	1.2	6514	917	.6	4894	850	.6	4317	175	.1	1774	1141	.8	8607	759	.5	9743
Teens 12-17		71	.5	413	19	.1	144	31	.2	241	14	.1	230	39	.2	535	29	.2	747
M 18-34		632	2.8	2009	324	1.5	1489	264	1.2	1240	74	.3	653	400	1.8	2525	263	1.2	2799
W 18-34		320	1.5	1341	191	.9	1186	189	.9	828	35	.2	359	230	1.1	1841	160	.8	2141
M 18-49		909	2.2	3192	492	1.2	2269	419	1.0	2047	92	.2	850	598	1.4	4023	384	.9	4332
W 18-49		566	1.4	2126	299	.7	1830	308	.8	1453	59	.1	574	384	.9	2841	260	.6	3242
M 25-49		693	2.1	2517	414	1.2	1830	327	1.0	1620	62	.2	608	473	1.4	3135	300	.9	3393
W 25-49		483	1.5	1659	241	.7	1391	251	.8	1193	44	.1	460	318	1.0	2186	211	.7	2487
M 25-54		706	1.8	2645	429	1.1	1963	347	.9	1723	66	.2	644	489	1.3	3355	311	.8	3643
W 25-54		522	1.4	1844	257	.7	1486	262	.7	1302	46	.1	485	340	.9	2445	226	.6	2758
M 35-64		310	1.0	1444	195	.6	1012	197	.6	1000	21	.1	241	231	.7	1902	143	.4	2001
W 35-64		326	1.0	1089	153	.5	844	149	.5	819	27	.1	244	205	.6	1418	138	.4	1569
KSPN-AM																			
P 12+		109	.1	968	129	.1	1063	154	.1	1510	117	.1	1107	130	.1	2399	116	.1	3279
Teens 12-17		1		26				2		22	5		58	1		44	2		110
M 18-34		19	.1	159	26	.1	146	17	.1	209	12	.1	127	21	.1	378	17	.1	453
W 18-34		3		28	5		35	7		78	12	.1	61	5		106	8		189
M 18-49		47	.1	436	57	.1	496	56	.1	645	35	.1	466	53	.1	1094	42	.1	1360
W 18-49		5		62	7		105	10		166	19		174	8		240	12		424
M 25-49		38	.1	377	51	.2	453	51	.2	629	35	.1	466	47	.1	1019	39	.1	1285
W 25-49		2		34	5		90	10		166	17	.1	159	6		212	10		380
M 25-54		54	.1	459	66	.2	506	81	.2	825	37	.1	512	67	.2	1236	51	.1	1538
W 25-54		5		68	6		124	11		179	18		172	8		246	11		423
M 35-64		56	.2	509	62	.2	483	83	.3	775	36	.1	463	67	.2	1165	50	.2	1494
W 35-64		5		68	4		118	7		116	10		135	6		197	6		317

* Listener estimates adjusted for reported broadcast schedule. + Station(s) changed call letters - see Page 13.

DMA Target Listeners

		AQH and Cume Persons																	
		Monday-Friday 6AM-10AM			Monday-Friday 10AM-3PM			Monday-Friday 3PM-7PM			Monday-Friday 7PM-MID			Monday-Friday 6AM-7PM			Monday-Sunday 6AM-MID		
		AQH (00)	AQH Rtg	Cume (00)	AQH (00)	AQH Rtg	Cume (00)	AQH (00)	AQH Rtg	Cume (00)	AQH (00)	AQH Rtg	Cume (00)	AQH (00)	AQH Rtg	Cume (00)	AQH (00)	AQH Rtg	Cume (00)
KSSE-FM																			
P 12+		785	.6	4162	565	.4	3900	454	.3	3565	165	.1	1652	599	.4	6722	434	.3	7887
Teens 12-17		30	.2	384	9	.1	156	24	.2	332	10	.1	170	20	.1	625	20	.1	813
M 18-34		246	1.1	1166	165	.7	1009	159	.7	925	56	.3	338	188	.8	1715	135	.6	2019
W 18-34		222	1.1	1307	191	.9	1314	125	.6	1237	51	.2	555	180	.9	2159	131	.6	2448
M 18-49		389	.9	1772	249	.6	1461	261	.6	1464	85	.2	614	296	.7	2577	210	.5	3001
W 18-49		307	.8	1738	271	.7	1856	155	.4	1553	59	.1	702	246	.6	2949	177	.4	3393
M 25-49		314	.9	1400	198	.6	1115	210	.6	1193	77	.2	481	237	.7	2015	169	.5	2336
W 25-49		206	.6	1208	186	.6	1282	97	.3	1049	39	.1	469	165	.5	2052	118	.4	2391
M 25-54		328	.9	1420	206	.5	1145	215	.6	1237	80	.2	509	246	.6	2065	177	.5	2415
W 25-54		216	.6	1281	194	.5	1422	102	.3	1141	42	.1	504	172	.5	2227	124	.3	2592
M 35-64		162	.5	645	94	.3	510	107	.3	602	32	.1	304	119	.4	961	84	.3	1108
W 35-64		119	.4	617	100	.3	778	37	.1	427	13		237	86	.3	1109	61	.2	1307
KTLK-AM																			
P 12+		215	.2	1066	273	.2	1182	231	.2	1086	54		518	242	.2	1599	148	.1	1728
Teens 12-17																			
M 18-34		3		76	2		56	4		53	3		56	3		133	3		170
W 18-34		4		40	5		55	5		51	2		45	5		83	4		103
M 18-49		68	.2	367	43	.1	346	79	.2	340	15		136	62	.1	528	37	.1	579
W 18-49		15		168	23	.1	200	19		172	3		87	20		288	12		308
M 25-49		68	.2	367	43	.1	332	78	.2	323	13		104	61	.2	498	37	.1	534
W 25-49		14		153	22	.1	187	18	.1	146	2		72	19	.1	247	12		267
M 25-54		95	.2	462	70	.2	464	102	.3	433	18		134	87	.2	647	52	.1	683
W 25-54		21	.1	192	39	.1	239	29	.1	208	9		121	30	.1	310	20	.1	341
M 35-64		124	.4	540	107	.3	566	126	.4	514	23	.1	163	118	.4	726	70	.2	740
W 35-64		37	.1	243	69	.2	278	32	.1	217	9		103	48	.1	349	29	.1	389
KTNQ-AM																			
P 12+		144	.1	698	195	.1	1172	183	.1	859	65		427	176	.1	1700	119	.1	1984
Teens 12-17																			
M 18-34		13	.1	100	56	.3	331	75	.3	320	19	.1	130	48	.2	481	33	.1	542
W 18-34		12	.1	76	34	.2	195	8		49			19	.1	244	10		244	
M 18-49		51	.1	216	83	.2	496	111	.3	490	25	.1	163	82	.2	825	53	.1	931
W 18-49		31	.1	163	47	.1	308	15		109	5		49	32	.1	391	20		463
M 25-49		51	.2	216	79	.2	464	92	.3	445	25	.1	163	74	.2	764	48	.1	870
W 25-49		30	.1	157	37	.1	267	13		96	5		49	27	.1	338	17	.1	409
M 25-54		61	.2	296	87	.2	539	109	.3	538	26	.1	177	86	.2	887	55	.1	994
W 25-54		41	.1	170	50	.1	281	16		110	14		75	37	.1	351	26	.1	479
M 35-64		57	.2	272	52	.2	338	74	.2	344	12		107	60	.2	585	38	.1	630
W 35-64		43	.1	165	36	.1	199	15		105	16		123	32	.1	266	24	.1	398
KTVV-FM																			
P 12+		937	.7	5347	1248	.9	5927	848	.6	5901	277	.2	3126	1029	.7	8958	725	.5	10688
Teens 12-17		3		59	2		34	5		93	5		84	3		141	4		222
M 18-34		46	.2	328	52	.2	317	34	.2	240	31	.1	233	44	.2	547	36	.2	721
W 18-34		37	.2	372	56	.3	361	37	.2	327	9		189	45	.2	594	30	.1	766
M 18-49		226	.5	1196	289	.7	1211	173	.4	1088	66	.2	628	234	.6	1970	160	.4	2493
W 18-49		204	.5	1383	271	.7	1414	182	.4	1400	68	.2	850	223	.5	2219	153	.4	2669
M 25-49		207	.6	1058	277	.8	1114	150	.5	988	47	.1	551	216	.7	1791	144	.4	2276
W 25-49		202	.6	1363	267	.8	1378	177	.5	1367	67	.2	804	219	.7	2158	150	.5	2554
M 25-54		262	.7	1385	340	.9	1525	201	.5	1403	56	.1	715	273	.7	2377	185	.5	3017
W 25-54		289	.8	1868	364	1.0	1916	247	.7	1879	94	.2	1084	305	.8	2874	214	.6	3352
M 35-64		351	1.1	1719	452	1.4	1795	313	1.0	1893	75	.2	924	378	1.2	2817	257	.8	3484
W 35-64		378	1.1	2077	495	1.5	2363	320	1.0	2375	118	.4	1308	405	1.2	3402	284	.9	3874
KWVE-FM																			
P 12+		222	.2	1305	116	.1	1071	179	.1	1306	57		562	168	.1	2116	124	.1	2481
Teens 12-17		9	.1	100	3		46	4		64	1		25	5		131	4		158
M 18-34		9		86	8		64	26	.1	153	7		82	14	.1	211	11		266
W 18-34		26	.1	181	7		125	12	.1	141	1		23	14	.1	272	10		336
M 18-49		33	.1	266	21		186	53	.1	317	17		165	35	.1	488	25	.1	572
W 18-49		87	.2	435	43	.1	352	39	.1	353	11		145	55	.1	643	36	.1	779
M 25-49		32	.1	253	20	.1	180	51	.2	283	17	.1	151	33	.1	446	24	.1	516
W 25-49		84	.3	409	42	.1	333	38	.1	335	10		132	54	.2	591	35	.1	712
M 25-54		36	.1	293	23	.1	210	57	.1	343	17		162	37	.1	552	27	.1	645
W 25-54		101	.3	515	51	.1	400	45	.1	454	31	.1	264	64	.2	730	46	.1	905
M 35-64		47	.1	322	26	.1	249	48	.1	348	11		133	39	.1	549	27	.1	601
W 35-64		96	.3	471	53	.2	422	55	.2	462	36	.1	269	67	.2	705	49	.1	846

* Listener estimates adjusted for reported broadcast schedule. + Station(s) changed call letters - see Page 13.

DMA Target Listeners

		AQH and Cume Persons																	
		Monday-Friday 6AM-10AM			Monday-Friday 10AM-3PM			Monday-Friday 3PM-7PM			Monday-Friday 7PM-MID			Monday-Friday 6AM-7PM			Monday-Sunday 6AM-MID		
		AQH (00)	AQH Rtg	Cume (00)	AQH (00)	AQH Rtg	Cume (00)	AQH (00)	AQH Rtg	Cume (00)	AQH (00)	AQH Rtg	Cume (00)	AQH (00)	AQH Rtg	Cume (00)	AQH (00)	AQH Rtg	Cume (00)
KXOL-FM																			
P 12+		348	.2	2467	473	.3	2995	443	.3	3191	223	.2	2120	425	.3	4915	347	.2	6159
Teens 12-17		54	.3	441	36	.2	345	76	.5	599	57	.4	465	54	.3	750	53	.3	906
M 18-34		58	.3	415	104	.5	598	109	.5	627	42	.2	386	91	.4	973	70	.3	1254
W 18-34		95	.5	672	146	.7	831	148	.7	947	72	.3	567	131	.6	1332	104	.5	1596
M 18-49		103	.2	722	169	.4	1011	154	.4	992	52	.1	575	144	.3	1612	108	.3	2073
W 18-49		130	.3	923	210	.5	1164	182	.4	1255	88	.2	830	177	.4	1830	141	.3	2276
M 25-49		77	.2	574	152	.5	849	120	.4	751	27	.1	379	119	.4	1257	83	.3	1574
W 25-49		89	.3	664	155	.5	853	116	.4	842	52	.2	556	123	.4	1291	96	.3	1621
M 25-54		86	.2	634	153	.4	877	120	.3	751	31	.1	410	122	.3	1316	87	.2	1648
W 25-54		107	.3	763	175	.5	1024	128	.3	946	61	.2	649	140	.4	1488	110	.3	1860
M 35-64		55	.2	399	68	.2	461	45	.1	377	16	.2	252	57	.2	752	46	.1	986
W 35-64		75	.2	459	104	.3	615	53	.2	488	35	.1	416	79	.2	828	64	.2	1067
KYSR-FM																			
P 12+		577	.4	4686	407	.3	4284	469	.3	5347	142	.1	2615	479	.3	8854	350	.2	10650
Teens 12-17		45	.3	418	9	.1	267	61	.4	531	26	.2	401	36	.2	857	34	.2	1034
M 18-34		61	.3	537	37	.2	569	46	.2	609	32	.1	421	47	.2	1205	42	.2	1520
W 18-34		140	.7	1323	119	.6	1336	117	.6	1530	36	.2	733	125	.6	2505	85	.4	2806
M 18-49		138	.3	1287	155	.4	1303	147	.3	1409	42	.1	684	147	.3	2455	108	.3	3118
W 18-49		274	.7	2414	194	.5	2248	214	.5	2740	64	.2	1284	225	.6	4455	159	.4	5114
M 25-49		122	.4	1143	141	.4	1109	128	.4	1192	20	.1	431	131	.4	2112	90	.3	2655
W 25-49		253	.8	2048	175	.5	1782	191	.6	2268	51	.2	987	204	.6	3630	141	.4	4147
M 25-54		136	.4	1259	151	.4	1207	136	.4	1316	22	.1	463	142	.4	2354	97	.3	2954
W 25-54		281	.7	2196	184	.5	1931	208	.6	2554	55	.1	1139	221	.6	3971	155	.4	4584
M 35-64		115	.4	963	128	.4	899	113	.3	973	13	.3	320	119	.4	1656	80	.2	2096
W 35-64		178	.5	1357	94	.3	1146	126	.4	1644	34	.1	714	130	.4	2487	95	.3	2940
KZLA-FM																			
P 12+		480	.3	3841	519	.4	4101	515	.4	4208	111	.1	2154	506	.4	6554	357	.3	7658
Teens 12-17		21	.1	215	13	.1	195	28	.2	207	13	.1	118	20	.1	298	17	.1	386
M 18-34		26	.1	237	32	.1	286	34	.2	257	14	.1	243	31	.1	511	23	.1	651
W 18-34		57	.3	612	93	.4	869	104	.5	983	26	.1	511	85	.4	1342	59	.3	1453
M 18-49		99	.2	805	118	.3	887	110	.3	825	28	.1	561	110	.3	1567	84	.2	1951
W 18-49		161	.4	1535	167	.4	1524	203	.5	1761	36	.1	856	176	.4	2530	119	.3	2808
M 25-49		93	.3	762	108	.3	829	95	.3	726	24	.1	479	99	.3	1425	77	.2	1796
W 25-49		149	.5	1347	133	.4	1087	168	.5	1321	24	.1	566	149	.5	1940	98	.3	2149
M 25-54		112	.3	907	129	.3	964	123	.3	918	29	.1	550	122	.3	1712	94	.2	2091
W 25-54		184	.5	1550	175	.5	1401	192	.5	1580	31	.1	710	183	.5	2350	120	.3	2585
M 35-64		124	.4	924	140	.4	926	124	.4	948	21	.1	470	130	.4	1678	95	.3	2029
W 35-64		204	.6	1489	174	.5	1322	165	.5	1401	25	.1	660	181	.5	2141	120	.4	2436
XTRA-AM																			
P 12+		131	.1	1049	201	.1	1326	187	.1	1546	79	.1	675	175	.1	2103	128	.1	2312
Teens 12-17		2		22	12		12	2		7			7	1		34	1		34
M 18-34		1		29	5		41	6		148	2		43	4		176	3		181
W 18-34		1		19	1		33	1		52			10	1		70	2		97
M 18-49		19		114	15		91	30	.1	259	18		69	21		299	17		304
W 18-49		12		109	10		136	14		154	4		70	12		235	9		262
M 25-49		19	.1	100	13		63	28	.1	228	16		39	19	.1	240	16		240
W 25-49		11		90	10		136	14		154	4		70	12		216	8		243
M 25-54		21	.1	129	15		78	28	.1	242	17		68	21	.1	269	17		283
W 25-54		13		119	11		162	16		196	4		70	13		283	9		311
M 35-64		25	.1	179	24	.1	158	34	.1	237	20	.1	85	27	.1	317	22	.1	347
W 35-64		25	.1	187	32	.1	233	42	.1	267	10		125	33	.1	376	23	.1	396
KCAL-FM																			
P 12+		166	.1	1043	162	.1	1017	135	.1	1070	56		633	155	.1	1755	115	.1	2020
Teens 12-17		22	.1	242	6		100	20	.1	212	12	.1	166	15	.1	336	14	.1	394
M 18-34		90	.4	388	92	.4	417	41	.2	352	16	.1	208	76	.3	579	53	.2	662
W 18-34		19	.1	155	21	.1	149	23	.1	164	8		82	21	.1	281	15	.1	331
M 18-49		107	.3	505	112	.3	548	74	.2	551	26	.1	291	99	.2	843	69	.2	953
W 18-49		31	.1	236	30	.1	255	29	.1	229	11		122	30	.1	430	22	.1	488
M 25-49		50	.2	287	54	.2	338	58	.2	410	20	.1	188	54	.2	547	39	.1	595
W 25-49		27	.1	168	24	.1	159	17	.1	143	8		71	23	.1	284	17	.1	327
M 25-54		55	.1	323	67	.2	423	69	.2	463	27	.1	223	64	.2	641	47	.1	695
W 25-54		27	.1	168	24	.1	161	17		143	8		71	23	.1	286	17		335
M 35-64		23	.1	165	35	.1	236	44	.1	263	16		118	34	.1	389	24	.1	425
W 35-64		13		86	9		108	6		70	3		40	9		157	8		176

* Listener estimates adjusted for reported broadcast schedule. + Station(s) changed call letters - see Page 13.

DMA Target Listeners

		AQH and Cume Persons																	
		Monday-Friday 6AM-10AM			Monday-Friday 10AM-3PM			Monday-Friday 3PM-7PM			Monday-Friday 7PM-MID			Monday-Friday 6AM-7PM			Monday-Sunday 6AM-MID		
		AQH (00)	AQH Rtg	Cume (00)	AQH (00)	AQH Rtg	Cume (00)	AQH (00)	AQH Rtg	Cume (00)	AQH (00)	AQH Rtg	Cume (00)	AQH (00)	AQH Rtg	Cume (00)	AQH (00)	AQH Rtg	Cume (00)
KCXX-FM																			
P 12+		93	.1	762	102	.1	884	139	.1	1034	70		706	110	.1	1525	93	.1	1744
Teens 12-17		20	.1	253	9	.1	162	26	.2	250	15		181	18	.1	397	16	.1	461
M 18-34		35	.2	249	52	.2	375	62	.3	420	37	.2	301	50	.2	530	43	.2	575
W 18-34		20	.1	135	16	.1	147	16	.1	137	4		94	17	.1	254	13	.1	313
M 18-49		45	.1	314	65	.2	447	84	.2	557	46	.1	386	65	.2	694	56	.1	752
W 18-49		23	.1	167	22	.1	224	20		183	6		115	22	.1	358	17		443
M 25-49		32	.1	184	45	.1	195	64	.2	292	28	.1	188	47	.1	343	39	.1	383
W 25-49		16		107	19	.1	140	16		101	3		52	17	.1	228	13		280
M 25-54		33	.1	187	45	.1	213	69	.2	306	28	.1	201	49	.1	360	40	.1	400
W 25-54		20	.1	115	21	.1	148	19	.1	121	4		60	20	.1	250	15		302
M 35-64		10		68	14		89	26	.1	151	10		99	17	.1	181	14		194
W 35-64		6		41	10		97	7		71	3		30	8		144	6		170
KFRG-FM																			
P 12+		292	.2	2193	314	.2	2390	326	.2	2617	82	.1	1024	311	.2	3923	225	.2	4607
Teens 12-17		7		120	5		94	11	.1	141	7		72	7		200	7		241
M 18-34		16	.1	186	18	.1	215	14	.1	161	5		81	16	.1	370	12	.1	419
W 18-34		37	.2	310	41	.2	426	51	.2	430	12	.1	207	43	.2	673	28	.1	779
M 18-49		90	.2	595	86	.2	540	78	.2	547	15		228	85	.2	945	59	.1	1155
W 18-49		85	.2	654	86	.2	716	91	.2	832	23	.1	318	87	.2	1229	60	.1	1435
M 25-49		80	.2	516	85	.3	515	76	.2	489	11		169	81	.2	826	56	.2	1016
W 25-49		77	.2	563	74	.2	522	80	.2	648	17	.1	215	77	.2	948	52	.2	1119
M 25-54		84	.2	588	102	.3	607	95	.2	585	17		220	95	.2	984	66	.2	1208
W 25-54		90	.2	648	85	.2	648	94	.2	802	19	.1	245	89	.2	1139	62	.2	1348
M 35-64		110	.3	616	112	.3	558	103	.3	619	18	.1	233	109	.3	947	74	.2	1166
W 35-64		90	.3	684	89	.3	655	90	.3	844	18	.1	273	90	.3	1096	65	.2	1258
KGGI-FM																			
P 12+		431	.3	3761	355	.3	3416	460	.3	4338	267	.2	3055	411	.3	6634	361	.3	8138
Teens 12-17		111	.7	1165	51	.3	767	123	.8	1150	97	.6	952	91	.6	1800	94	.6	2227
M 18-34		89	.4	715	85	.4	693	104	.5	936	55	.2	692	92	.4	1361	77	.3	1678
W 18-34		108	.5	923	120	.6	1109	116	.6	1140	53	.3	797	115	.5	1750	95	.5	2072
M 18-49		119	.3	923	116	.3	892	138	.3	1198	70	.2	896	124	.3	1772	104	.2	2209
W 18-49		155	.4	1400	159	.4	1476	164	.4	1666	72	.2	1053	159	.4	2560	131	.3	3077
M 25-49		80	.2	532	80	.2	499	102	.3	785	44	.1	489	87	.3	1045	72	.2	1283
W 25-49		103	.3	893	95	.3	883	113	.3	1121	37	.1	611	103	.3	1661	80	.2	2015
M 25-54		91	.2	572	86	.2	540	108	.3	851	55	.1	519	95	.2	1141	81	.2	1404
W 25-54		106	.3	944	99	.3	955	118	.3	1199	42	.1	677	107	.3	1750	85	.2	2137
M 35-64		49	.2	290	46	.1	289	50	.2	366	34	.1	260	48	.1	580	43	.1	738
W 35-64		57	.2	604	45	.1	491	61	.2	697	25	.1	333	54	.2	1046	45	.1	1280
KOLA-FM																			
P 12+		270	.2	1744	299	.2	1875	214	.2	1773	55		754	264	.2	3155	185	.1	3824
Teens 12-17		6		68	2		35	14	.1	80	3		72	7		134	5		202
M 18-34		15	.1	150	18	.1	161	17	.1	153	3		71	17	.1	291	13	.1	376
W 18-34		12	.1	93	14	.1	181	11	.1	155	11	.1	105	13	.1	297	13	.1	380
M 18-49		38	.1	346	50	.1	331	33	.1	327	5		127	41	.1	594	30	.1	785
W 18-49		58	.1	364	71	.2	411	42	.1	421	13		172	58	.1	721	40	.1	872
M 25-49		33	.1	293	38	.1	224	25	.1	269	3		99	32	.1	444	24	.1	622
W 25-49		56	.2	327	67	.2	323	39	.1	376	7		114	55	.2	614	36	.1	696
M 25-54		42	.1	383	50	.1	379	39	.1	434	6		155	44	.1	661	32	.1	878
W 25-54		83	.2	522	90	.2	504	56	.1	559	12		158	78	.2	902	52	.1	1003
M 35-64		73	.2	524	82	.3	553	65	.2	551	18	.1	235	74	.2	889	51	.2	1116
W 35-64		115	.3	642	113	.3	584	71	.2	635	11		175	101	.3	1012	64	.2	1158
KWIE-FM																			
P 12+		112	.1	1178	125	.1	1271	155	.1	1454	85	.1	994	130	.1	2162	111	.1	2566
Teens 12-17		26	.2	389	20	.1	338	49	.3	531	25	.2	391	31	.2	703	28	.2	826
M 18-34		46	.2	318	48	.2	400	55	.2	418	35	.2	338	49	.2	602	41	.2	734
W 18-34		21	.1	290	38	.2	370	38	.2	342	18	.1	191	32	.2	521	29	.1	602
M 18-49		54	.1	375	54	.1	443	60	.1	486	37	.1	357	56	.1	715	45	.1	855
W 18-49		30	.1	377	48	.1	452	45	.1	421	22	.1	246	41	.1	686	36	.1	800
M 25-49		27	.1	173	28	.1	183	32	.1	250	10		127	29	.1	349	19	.1	383
W 25-49		19	.1	223	26	.1	235	23	.1	240	9		132	23	.1	398	19	.1	490
M 25-54		27	.1	173	28	.1	183	32	.1	250	10		127	29	.1	349	19	.1	391
W 25-54		19	.1	228	28	.1	246	23	.1	240	9		132	24	.1	409	19	.1	501
M 35-64		8		58	6		43	5		74	3		19	7		119	4		135
W 35-64		10		117	13		109	7		79	4		55	10		199	8		232

* Listener estimates adjusted for reported broadcast schedule. + Station(s) changed call letters - see Page 13.

DMA Target Listeners

DMA Target Listeners

		AOH and Cume Persons																	
		Monday-Friday 6AM-10AM			Monday-Friday 10AM-3PM			Monday-Friday 3PM-7PM			Monday-Friday 7PM-MID			Monday-Friday 6AM-7PM			Monday-Sunday 6AM-MID		
		AQH (00)	AQH Rtg	Cume (00)	AQH (00)	AQH Rtg	Cume (00)	AQH (00)	AQH Rtg	Cume (00)	AQH (00)	AQH Rtg	Cume (00)	AQH (00)	AQH Rtg	Cume (00)	AQH (00)	AQH Rtg	Cume (00)
KXRS-FM																			
P 12+		33		153	34		119	28		139	15		107	32		223	24		267
Teens 12-17		1		16						6			5			16			26
M 18-34		13	.1	53	13	.1	32	13	.1	68	4		33	13	.1	77	8		86
W 18-34		3		25	5		25	3		25	5		24	4		37	4		44
M 18-49		13		59	14		43	14		73	5		43	14		99	9		119
W 18-49		6		42	9		48	4		39	5		28	7		65	6		72
M 25-49		13		50	10		25	12		57	5		18	11		74	8		85
W 25-49		5		30	4		35	2		20			10	4		47	3		47
M 25-54		13		50	10		25	12		57	5		26	11		74	8		94
W 25-54		15		43	8		43	5		27	3		17	9		60	7		60
M 35-64		1		13			11	2		5	3		26	1		29	2		49
W 35-64		15		45	15		52	10		35	3		18	14		63	10		63
KXSB-FM																			
P 12+		84	.1	468	104	.1	454	84	.1	485	30		210	91	.1	802	67		908
Teens 12-17		3		37	1		19	4		56	1		20	2		65	2		79
M 18-34		37	.2	160	56	.3	166	41	.2	191	15	.1	84	46	.2	255	30	.1	284
W 18-34		9		81	13	.1	113	7		60	3		46	10		170	7		213
M 18-49		50	.1	233	66	.2	224	46	.1	254	19		100	55	.1	358	37	.1	400
W 18-49		15		135	15		137	12		85	5		68	14		249	11		298
M 25-49		34	.1	181	43	.1	189	24	.1	176	7		70	34	.1	261	22	.1	282
W 25-49		13		99	7		99	9		60	3		43	10		182	7		209
M 25-54		35	.1	186	44	.1	200	28	.1	182	7		70	37	.1	279	24	.1	299
W 25-54		18		133	10		119	12		88	5		48	13		230	10		257
M 35-64		18	.1	95	20	.1	78	12		78	3		16	17	.1	137	12		150
W 35-64		12		87	6		71	15		92	4		36	10		168	11		174
TOTALS																			
P 12+		32263	22.8	113748	29669	20.9	102175	26845	18.9	110571	10285	7.3	70355	29599	20.9	131065	21766	15.3	133234
Teens 12-17		1925	12.2	11877	968	6.2	7363	2425	15.4	12086	1563	9.9	9712	1711	10.9	14171	1656	10.5	14704
M 18-34		5426	24.4	17712	4992	22.4	15670	4615	20.7	17394	1884	8.5	11770	5010	22.5	20511	3649	16.4	20875
W 18-34		4584	21.8	17385	4877	23.2	16934	4205	20.0	17402	1705	8.1	12142	4581	21.8	20081	3409	16.2	20241
M 18-49		10955	26.0	34425	9892	23.5	30299	9076	21.5	33653	3243	7.7	21183	9968	23.6	39328	7108	16.9	39987
W 18-49		9438	23.2	34053	9429	23.2	32459	7876	19.3	33225	2844	7.0	21516	8954	22.0	38825	6466	15.9	39257
M 25-49		9169	27.7	27547	8252	24.9	24068	7447	22.5	26871	2351	7.1	15932	8287	25.0	31156	5786	17.5	31596
W 25-49		7860	24.3	27289	7697	23.8	25678	6292	19.5	26287	2023	6.3	16060	7315	22.6	30795	5180	16.0	31178
M 25-54		10557	27.5	31822	9409	24.6	27651	8564	22.3	31126	2693	7.0	18285	9503	24.8	36064	6648	17.3	36550
W 25-54		9184	24.3	31827	8965	23.8	29938	7302	19.3	30592	2334	6.2	18454	8521	22.6	35927	6035	16.0	36408
M 35-64		8688	26.9	26775	7628	23.6	23374	7006	21.7	26182	2171	6.7	14859	7763	24.0	30371	5457	16.9	30798
W 35-64		8029	24.4	27617	7632	23.1	25704	6067	18.4	26041	1866	5.7	14939	7272	22.1	31101	5130	15.6	31582

* Listener estimates adjusted for reported broadcast schedule. + Station(s) changed call letters - see Page 13.

DMA Target Listeners

		AQH and Cume Persons																	
		Saturday 6AM-10AM			Saturday 10AM-3PM			Saturday 3PM-7PM			Saturday 7PM-MID			Sunday 10AM-3PM			Sunday 3PM-7PM		
		AQH (00)	AQH Rtg	Cume (00)	AQH (00)	AQH Rtg	Cume (00)	AQH (00)	AQH Rtg	Cume (00)	AQH (00)	AQH Rtg	Cume (00)	AQH (00)	AQH Rtg	Cume (00)	AQH (00)	AQH Rtg	Cume (00)
KABC-AM																			
P 12+		274	.2	864	273	.2	913	279	.2	857	88	.1	456	203	.1	805	151	.1	488
Teens 12-17					1		14												
M 18-34											6		40	3		16			
W 18-34					2		6										2		13
M 18-49		26	.1	65	27	.1	63	28	.1	132	11		87	15		54			26
W 18-49		17		57	39	.1	115	22	.1	38	3		13	14		55	23	.1	72
M 25-49		26	.1	65	27	.1	63	28	.1	132	11		87	12		38			26
W 25-49		17	.1	57	36	.1	109	22	.1	38	3		13	14		55	21	.1	59
M 25-54		29	.1	71	51	.1	142	59	.2	186	20	.1	114	30	.1	107	20	.1	53
W 25-54		30	.1	111	38	.1	126	28	.1	66	3		13	17		69	21	.1	59
M 35-64		51	.2	169	90	.3	258	95	.3	313	20	.1	104	56	.2	194	35	.1	119
W 35-64		68	.2	226	59	.2	208	70	.2	195	15		79	38	.1	197	46	.1	128
KBIG-FM																			
P 12+		220	.2	758	493	.3	1661	347	.2	1394	312	.2	1212	363	.3	1349	288	.2	917
Teens 12-17		22	.1	80	38	.2	136	40	.3	145	31	.2	156	22	.1	69			30
M 18-34					3		170	51	.2	162	41	.2	197	36	.2	154	7		97
W 18-34		42	.2	98	93	.4	267	57	.3	260	36	.2	162	44	.2	135	54	.3	155
M 18-49		32	.1	127	141	.3	525	125	.3	386	146	.3	524	99	.2	359	86	.2	286
W 18-49		87	.2	295	197	.5	610	117	.3	519	102	.3	365	133	.3	492	126	.3	360
M 25-49		32	.1	127	136	.4	470	110	.3	344	143	.4	504	97	.3	345	75	.2	269
W 25-49		71	.2	259	157	.5	495	104	.3	438	98	.3	321	112	.3	413	101	.3	312
M 25-54		58	.2	180	175	.5	565	122	.3	398	150	.4	561	118	.3	409	93	.2	316
W 25-54		83	.2	316	172	.5	586	123	.3	507	104	.3	360	134	.4	519	119	.3	383
M 35-64		66	.2	218	145	.4	465	97	.3	347	113	.3	383	91	.3	290	80	.2	269
W 35-64		72	.2	317	140	.4	503	86	.3	364	73	.2	252	131	.4	537	105	.3	322
KBUA-FM																			
P 12+		141	.1	426	153	.1	437	57		161	20		86	52		179	29		82
Teens 12-17		3		12	14	.1	39			7			13			3			27
M 18-34		67	.3	186	69	.3	162	21	.1	47	10		47	15	.1	50	10		14
W 18-34		31	.1	78	39	.2	106	26	.1	55	3		25	20	.1	82	6		13
M 18-49		76	.2	251	76	.2	207	30	.1	95	10		47	24	.1	65	18		29
W 18-49		47	.1	124	57	.1	152	26	.1	55	3		25	28	.1	114	8		26
M 25-49		55	.2	184	54	.2	156	25	.1	79	9		30	18	.1	31	18	.1	29
W 25-49		44	.1	109	45	.1	122	13		25	3		25	15		70	8		26
M 25-54		60	.2	194	57	.1	167	27	.1	89	9		30	18		31	18		29
W 25-54		54	.1	137	48	.1	150	13		25	3		25	15		70	8		26
M 35-64		14		76	10		56	10		60			9			15	7		15
W 35-64		25	.1	74	21	.1	74						8			33	2		13
KBUE-FM																			
P 12+		384	.3	1020	650	.5	1922	342	.2	1001	171	.1	698	299	.2	984	216	.2	658
Teens 12-17		39	.2	122	84	.5	273	58	.4	192	63	.4	167	92	.6	225	54	.3	125
M 18-34		106	.5	261	214	1.0	649	128	.6	347	60	.3	274	51	.2	233	49	.2	163
W 18-34		70	.3	179	124	.6	358	48	.2	146	16	.1	97	49	.2	171	27	.1	103
M 18-49		191	.5	472	268	.6	814	156	.4	433	70	.2	329	67	.2	282	62	.1	199
W 18-49		114	.3	312	229	.6	616	102	.3	279	29	.1	171	81	.2	276	72	.2	242
M 25-49		170	.5	393	200	.6	596	99	.3	277	30	.1	188	47	.1	188	29	.1	89
W 25-49		83	.3	218	172	.5	424	69	.2	168	15		99	56	.2	203	60	.2	187
M 25-54		178	.5	437	200	.5	596	103	.3	293	30	.1	188	47	.1	188	43	.1	119
W 25-54		93	.2	231	177	.5	461	76	.2	206	15		99	62	.2	240	65	.2	201
M 35-64		93	.3	256	59	.2	194	39	.1	130	10		56	21	.1	78	36	.1	114
W 35-64		54	.2	146	134	.4	345	68	.2	187	22	.1	105	55	.2	200	50	.2	152
KCBS-FM																			
P 12+		481	.3	1710	947	.7	3181	535	.4	1864	241	.2	1264	554	.4	2402	449	.3	1582
Teens 12-17		18	.1	133	28	.2	142	6		39	11	.1	63	30	.2	174	30	.2	82
M 18-34		83	.4	284	198	.9	532	115	.5	320	71	.3	304	72	.3	387	64	.3	244
W 18-34		45	.2	173	103	.5	451	62	.3	308	43	.2	306	58	.3	305	52	.2	228
M 18-49		231	.5	695	481	1.1	1449	272	.6	793	134	.3	626	244	.6	1044	190	.5	672
W 18-49		159	.4	652	322	.8	1191	173	.4	720	77	.2	449	209	.5	863	147	.4	549
M 25-49		215	.6	638	470	1.4	1368	260	.8	732	120	.4	556	220	.7	942	181	.5	626
W 25-49		142	.4	612	293	.9	1071	165	.5	635	64	.2	359	199	.6	808	127	.4	468
M 25-54		256	.7	739	500	1.3	1512	289	.8	805	126	.3	602	240	.6	1000	192	.5	671
W 25-54		146	.4	644	323	.9	1148	184	.5	727	64	.2	359	215	.6	922	143	.4	568
M 35-64		204	.6	538	337	1.0	1115	203	.6	601	71	.2	395	205	.6	772	145	.4	498
W 35-64		131	.4	580	275	.8	920	143	.4	566	39	.1	175	176	.5	728	142	.4	494

* Listener estimates adjusted for reported broadcast schedule. + Station(s) changed call letters - see Page 13.

DMA Target Listeners

		AQH and Cume Persons																	
		Saturday 6AM-10AM			Saturday 10AM-3PM			Saturday 3PM-7PM			Saturday 7PM-MID			Sunday 10AM-3PM			Sunday 3PM-7PM		
		AQH (00)	AQH Rtg	Cume (00)	AQH (00)	AQH Rtg	Cume (00)	AQH (00)	AQH Rtg	Cume (00)	AQH (00)	AQH Rtg	Cume (00)	AQH (00)	AQH Rtg	Cume (00)	AQH (00)	AQH Rtg	Cume (00)
KDAY-FM																			
P 12+		72	.1	327	262	.2	896	189	.1	721	103	.1	474	155	.1	555	115	.1	452
Teens 12-17		6		49	54	.3	204	39	.2	169	21	.1	89	20	.1	89	19	.1	54
M 18-34		24	.1	131	66	.3	271	32	.1	107	35	.2	172	56	.3	150	41	.2	143
W 18-34		23	.1	97	72	.3	253	58	.3	222	36	.2	172	46	.2	188	40	.2	169
M 18-49		37	.1	157	101	.2	326	63	.1	205	41	.1	188	73	.2	207	44	.1	173
W 18-49		27	.1	113	98	.2	343	81	.2	312	39	.1	187	55	.1	234	53	.1	225
M 25-49		33	.1	111	75	.2	189	42	.1	160	22	.1	107	47	.1	132	19	.1	101
W 25-49		23	.1	98	80	.2	244	60	.2	188	27	.1	130	49	.2	205	40	.1	152
M 25-54		33	.1	111	75	.2	189	42	.1	160	24	.1	118	47	.1	132	19	.1	101
W 25-54		26	.1	107	90	.2	266	65	.2	223	27	.1	130	56	.1	230	40	.1	152
M 35-64		13		25	34	.1	56	31	.1	98	8		27	17	.1	57	3		30
W 35-64		6		25	36	.1	112	29	.1	125	3		15	15		72	13		56
KDLD-FM																			
P 12+		71	.1	223	95	.1	359	84	.1	304	21		97	85	.1	323	65		192
Teens 12-17					5		33	5		31			4			37			
M 18-34					11		45	19		72		.1	6			54	10		33
W 18-34		25	.1	69	14	.1	85	27	.1	101	3		14	12	.1	61			
M 18-49		18		48	41	.1	132	42	.1	116	14		51	41	.1	134	49	.1	119
W 18-49		44	.1	147	39	.1	148	35	.1	144	5		30	25	.1	126	5		32
M 25-49		18	.1	48	33	.1	104	40	.1	99	6		35	37	.1	100	45	.1	102
W 25-49		21	.1	90	27	.1	80	23	.1	87	5		30	16		99	5		32
M 25-54		20	.1	64	39	.1	134	40	.1	99	8		51	38	.1	114	56	.1	143
W 25-54		21	.1	90	27	.1	80	24	.1	101	5		30	29	.1	112	5		32
M 35-64		27	.1	76	39	.1	130	22	.1	44	4		35	36	.1	94	50	.2	127
W 35-64		19	.1	78	27	.1	66	10		56	2		16	26	.1	78	5		32
KEBN-FM																			
P 12+		77	.1	196	80	.1	243	48		174	15		79	45		159	40		123
Teens 12-17		5		15	7		30	6		18			1			15	7		15
M 18-34		8		31	27	.1	75	16	.1	62	5		33	6		46	4		29
W 18-34		25	.1	53	13	.1	40	1		17	4		19	11	.1	30	5		13
M 18-49		33	.1	85	42	.1	128	22	.1	80	5		33	24	.1	81	17		65
W 18-49		29	.1	68	30	.1	85	8		47	10		34	17		46	5		13
M 25-49		31	.1	70	22	.1	70	15		51	5		33	21	.1	52	13		36
W 25-49		17	.1	42	28	.1	72	8		47	7		21	17	.1	46			
M 25-54		31	.1	70	22	.1	70	15		51	5		33	21	.1	52	13		36
W 25-54		17	.1	42	28	.1	72	8		47	7		21	17	.1	46			
M 35-64		35	.1	82	15		54	7		18			18	.1		36	13		36
W 35-64		5		15	17	.1	45	7		30	6		15	6		15			
KFI -AM																			
P 12+		1100	.8	2897	701	.5	2301	301	.2	1060	289	.2	1000	402	.3	1354	249	.2	761
Teens 12-17		6		19	7		28			3			7			26	1		12
M 18-34		21	.1	76	44	.2	118	23	.1	100	3		51	19	.1	74	30	.1	83
W 18-34		11	.1	52	8		59						15	.1	41				
M 18-49		145	.3	432	123	.3	399	32	.1	162	30	.1	190	62	.1	246	55	.1	157
W 18-49		45	.1	231	38	.1	227	11		81	21	.1	98	38	.1	151	19		86
M 25-49		131	.4	396	109	.3	331	32	.1	162	30	.1	190	51	.2	216	37	.1	131
W 25-49		45	.1	231	34	.1	204	11		81	21	.1	98	35	.1	145	19	.1	86
M 25-54		215	.6	603	158	.4	439	55	.1	221	50	.1	241	71	.2	275	50	.1	156
W 25-54		68	.2	307	66	.2	309	29	.1	118	34	.1	127	40	.1	160	23	.1	105
M 35-64		295	.9	871	202	.6	589	49	.2	210	88	.3	315	118	.4	363	63	.2	169
W 35-64		180	.5	555	167	.5	581	76	.2	242	64	.2	218	90	.3	350	46	.1	182
KFSH-FM																			
P 12+		121	.1	440	182	.1	574	158	.1	495	35		298	124	.1	752	46		278
Teens 12-17		1		12	5		24	6		27	8	.1	25	10	.1	63			
M 18-34		9		52	11		66	15	.1	57	2		30	8		41	11		56
W 18-34		25	.1	81	38	.2	112	18	.1	45	6		58	22	.1	142	11	.1	50
M 18-49		33	.1	132	34	.1	149	56	.1	155	8		93	26	.1	154	19		109
W 18-49		54	.1	213	54	.1	228	32	.1	131	13		114	49	.1	320	24	.1	130
M 25-49		25	.1	101	26	.1	120	44	.1	111	7		79	23	.1	147	19	.1	109
W 25-49		48	.1	195	45	.1	195	25	.1	98	11		86	46	.1	314	21	.1	117
M 25-54		43	.1	124	48	.1	156	57	.1	139	8		107	32	.1	203	20	.1	123
W 25-54		57	.2	208	62	.2	221	44	.1	137	15		112	65	.2	380	22	.1	130
M 35-64		42	.1	102	48	.1	147	70	.2	177	8		104	29	.1	180	9		79
W 35-64		42	.1	170	58	.2	203	50	.2	189	10		82	52	.2	281	14		94

* Listener estimates adjusted for reported broadcast schedule. + Station(s) changed call letters - see Page 13.

DMA Target Listeners

		AQH and Cume Persons																	
		Saturday 6AM-10AM			Saturday 10AM-3PM			Saturday 3PM-7PM			Saturday 7PM-MID			Sunday 10AM-3PM			Sunday 3PM-7PM		
		AQH (00)	AQH Rtg	Cume (00)	AQH (00)	AQH Rtg	Cume (00)	AQH (00)	AQH Rtg	Cume (00)	AQH (00)	AQH Rtg	Cume (00)	AQH (00)	AQH Rtg	Cume (00)	AQH (00)	AQH Rtg	Cume (00)
KFWB-AM																			
P 12+		284	.2	1277	271	.2	1389	179	.1	822	104	.1	507	230	.2	1085	218	.2	894
Teens 12-17		6		30	4		31			3	5		18	9	.1	61			
M 18-34		12	.1	64	3		15	8		66	13	.1	36	9		37	14	.1	93
W 18-34		11	.1	66	27	.1	113	11	.1	46	7		46	7		36	18	.1	64
M 18-49		65	.2	337	22	.1	209	30	.1	185	27	.1	120	61	.1	277	45	.1	254
W 18-49		45	.1	224	59	.1	242	17		94	12		89	16		99	34	.1	148
M 25-49		65	.2	337	22	.1	209	25	.1	147	27	.1	120	61	.2	277	43	.1	240
W 25-49		36	.1	177	49	.2	193	17	.1	94	12		89	13		91	34	.1	148
M 25-54		72	.2	393	45	.1	280	35	.1	201	37	.1	161	84	.2	378	62	.2	326
W 25-54		39	.1	219	52	.1	230	24	.1	116	12		89	18		125	36	.1	162
M 35-64		86	.3	471	79	.2	475	46	.1	239	45	.1	211	95	.3	442	90	.3	394
W 35-64		73	.2	335	56	.2	301	52	.2	186	13		106	42	.1	192	49	.1	186
KHHT-FM																			
P 12+		503	.4	1531	828	.6	2433	580	.4	1654	431	.3	1410	458	.3	1571	461	.3	1419
Teens 12-17		99	.6	289	73	.5	372	48	.3	176	73	.5	277	37	.2	176	78	.5	226
M 18-34		80	.4	244	126	.6	338	62	.3	228	40	.2	133	51	.2	196	70	.3	255
W 18-34		104	.5	291	191	.9	598	147	.7	402	157	.7	481	141	.7	441	135	.6	400
M 18-49		129	.3	411	269	.6	627	136	.3	427	70	.2	244	108	.3	345	153	.4	486
W 18-49		209	.5	586	326	.8	1019	230	.6	695	204	.5	644	214	.5	706	170	.4	517
M 25-49		116	.3	374	223	.7	525	115	.3	342	32	.1	143	101	.3	316	132	.4	382
W 25-49		147	.5	420	245	.8	775	184	.6	559	171	.5	498	162	.5	557	112	.3	337
M 25-54		136	.4	445	253	.7	631	144	.4	417	58	.2	225	112	.3	379	143	.4	410
W 25-54		165	.4	492	274	.7	845	217	.6	644	185	.5	529	195	.5	651	130	.3	368
M 35-64		73	.2	255	214	.7	436	135	.4	339	81	.3	258	72	.2	241	95	.3	280
W 35-64		142	.4	440	196	.6	645	159	.5	465	78	.2	253	145	.4	475	73	.2	211
KHJ -AM																			
P 12+		154	.1	313	151	.1	461	109	.1	265	43		145	109	.1	375	138	.1	275
Teens 12-17		9	.1	18	6		31	3		13	4		18	8	.1	29	10	.1	13
M 18-34		6		15	39	.2	109	4		17	6		30						
W 18-34		15	.1	25	10		25	4		12			3		14	7		14	
M 18-49		18		31	46	.1	164	11		39	8		46	17		45	8		15
W 18-49		57	.1	91	44	.1	82	63	.2	112	8		37	18		49	26	.1	45
M 25-49		18	.1	31	18	.1	115	7		22	2		16	17	.1	45	8		15
W 25-49		57	.2	91	44	.1	82	63	.2	112	8		37	15		35	19	.1	31
M 25-54		50	.1	75	28	.1	129	14		36	2		16	23	.1	60	15		29
W 25-54		68	.2	120	49	.1	95	63	.2	112	8		37	37	.1	89	19	.1	31
M 35-64		50	.2	80	25	.1	89	34	.1	76	14		36	23	.1	60	34	.1	69
W 35-64		61	.2	112	55	.2	119	59	.2	102	8		39	51	.2	140	44	.1	69
KIIS-FM																			
P 12+		672	.5	2937	1263	.9	5132	864	.6	3538	505	.4	2339	924	.7	4027	715	.5	2743
Teens 12-17		193	1.2	998	351	2.2	1561	324	2.1	1289	185	1.2	929	271	1.7	1312	211	1.3	940
M 18-34		93	.4	393	124	.6	573	68	.3	370	73	.3	346	117	.5	551	89	.4	392
W 18-34		123	.6	628	394	1.9	1462	244	1.2	993	151	.7	674	254	1.2	1026	191	.9	666
M 18-49		191	.5	702	257	.6	1093	131	.3	621	112	.3	457	208	.5	937	136	.3	579
W 18-49		243	.6	1041	591	1.5	2232	371	.9	1495	199	.5	880	390	1.0	1592	298	.7	1057
M 25-49		151	.5	503	186	.6	743	78	.2	333	56	.2	226	156	.5	694	98	.3	373
W 25-49		172	.5	695	394	1.2	1489	252	.8	963	125	.4	485	284	.9	1094	232	.7	757
M 25-54		172	.4	548	209	.5	818	90	.2	377	57	.1	254	170	.4	708	127	.3	417
W 25-54		181	.5	755	417	1.1	1565	262	.7	1007	127	.3	499	303	.8	1185	258	.7	826
M 35-64		132	.4	423	166	.5	646	83	.3	323	47	.1	166	113	.3	440	84	.3	262
W 35-64		131	.4	483	223	.7	859	137	.4	547	50	.2	219	167	.5	683	140	.4	484
KVSS-FM																			
P 12+		28		93	64		218	47		138	27		81	16		116	20		75
Teens 12-17		13	.1	52	30	.2	118	17	.1	54	9	.1	39	11	.1	64	19	.1	64
M 18-34		10		21	20	.1	46	18	.1	42	8		12	2		15			
W 18-34		1		4	8		28	7		16	5		16						
M 18-49		10		21	21		52	18		42	8		12	5		52			11
W 18-49		3		16	10		44	10		38	10		31						11
M 25-49		9		12	12		17	18	.1	42	8		12	5		52			11
W 25-49		3		16	10		44	10		38	10		31						11
M 25-54		9		12	12		17	18		42	8		12	5		52			11
W 25-54		3		16	10		44	10		38	10		31						11
M 35-64		1		4	5		10	2		4			4			36			
W 35-64		2		12	2		16	3		22	5		15						

* Listener estimates adjusted for reported broadcast schedule. + Station(s) changed call letters - see Page 13.

DMA Target Listeners

DMA Target Listeners

		AQH and Cume Persons																	
		Saturday 6AM-10AM			Saturday 10AM-3PM			Saturday 3PM-7PM			Saturday 7PM-MID			Sunday 10AM-3PM			Sunday 3PM-7PM		
		AQH (00)	AQH Rtg	Cume (00)	AQH (00)	AQH Rtg	Cume (00)	AQH (00)	AQH Rtg	Cume (00)	AQH (00)	AQH Rtg	Cume (00)	AQH (00)	AQH Rtg	Cume (00)	AQH (00)	AQH Rtg	Cume (00)
KJLH-FM																			
P 12+		116	.1	322	271	.2	756	173	.1	433	118	.1	378	438	.3	1416	367	.3	851
Teens 12-17																			
M 18-34	13	.1	39	42	.2	123	26	.1	68	7		41	62	.3	186	47	.2	113	
W 18-34	14	.1	64	65	.3	182	40	.2	99	28	.1	56	93	.4	285	76	.4	209	
M 18-49	15		57	85	.2	272	45	.1	125	23	.1	92	94	.2	348	53	.1	138	
W 18-49	32	.1	137	119	.3	322	76	.2	184	41	.1	126	172	.4	535	164	.4	410	
M 25-49	10		33	61	.2	224	26	.1	81	21	.1	68	57	.2	279	27	.1	83	
W 25-49	31	.1	131	115	.4	308	76	.2	184	39	.1	120	155	.5	483	147	.5	352	
M 25-54	21	.1	55	65	.2	251	30	.1	122	25	.1	107	61	.2	322	27	.1	83	
W 25-54	49	.1	162	127	.3	336	79	.2	196	51	.1	140	200	.5	587	203	.5	437	
M 35-64	13		40	64	.2	228	24	.1	98	23	.1	108	56	.2	268	24	.1	49	
W 35-64	55	.2	145	94	.3	197	77	.2	152	53	.2	134	151	.5	437	161	.5	327	
KKBT-FM																			
P 12+		419	.3	1463	809	.6	3048	562	.4	2072	415	.3	1700	450	.3	2030	437	.3	1728
Teens 12-17		123	.8	502	224	1.4	965	199	1.3	734	160	1.0	661	119	.8	612	124	.8	564
M 18-34	92	.4	260	159	.7	619	118	.5	460	121	.5	444	94	.4	430	110	.5	380	
W 18-34	97	.5	356	196	.9	723	123	.6	471	84	.4	385	100	.5	488	98	.5	368	
M 18-49	118	.3	348	232	.6	853	162	.4	608	137	.3	521	114	.3	507	137	.3	505	
W 18-49	130	.3	490	269	.7	1010	188	.5	674	103	.3	482	179	.4	784	152	.4	589	
M 25-49	77	.2	191	139	.4	411	93	.3	318	67	.2	272	25	.1	135	64	.2	252	
W 25-49	64	.2	259	168	.5	642	104	.3	371	52	.2	267	139	.4	523	127	.4	451	
M 25-54	86	.2	216	147	.4	449	93	.2	318	71	.2	286	42	.1	182	67	.2	266	
W 25-54	64	.2	259	180	.5	687	110	.3	393	52	.1	267	149	.4	565	130	.3	463	
M 35-64	60	.2	162	120	.4	352	50	.2	182	20	.1	90	42	.1	148	43	.1	158	
W 35-64	44	.1	172	111	.3	390	71	.2	225	30	.1	120	95	.3	353	61	.2	248	
KLAC-AM																			
P 12+		37		157	66		323	66		251	38		134	41		189	45		192
Teens 12-17																			
M 18-34	15	.1	37	13	.1	79	22	.1	53	8		58	10		44	9		63	
W 18-34				2		17										2		19	
M 18-49	17		56	24	.1	123	39	.1	123	9		72	24	.1	107	31	.1	132	
W 18-49	1		3	2		17	5		28				5		15	2		19	
M 25-49	17	.1	56	24	.1	123	36	.1	107	9		72	24	.1	107	31	.1	132	
W 25-49	1		3				5		28				5		15	2		19	
M 25-54	19		69	28	.1	151	46	.1	134	9		72	25	.1	121	41	.1	161	
W 25-54	1		3	5		19	6		34				5		15	2		19	
M 35-64	7		45	23	.1	120	29	.1	120	8		34	19	.1	89	32	.1	97	
W 35-64	1		3	7		25	6		34	4		11	5		15	2		13	
KLAX-FM																			
P 12+		1250	.9	2455	894	.6	2299	591	.4	1494	298	.2	934	628	.4	1681	458	.3	1171
Teens 12-17		24	.2	53	38	.2	125	34	.2	93	32	.2	105	27	.2	151	49	.3	138
M 18-34	367	1.7	762	211	.9	490	138	.6	348	57	.3	207	180	.8	396	88	.4	220	
W 18-34	199	.9	394	189	.9	518	99	.5	307	92	.4	239	154	.7	411	116	.6	302	
M 18-49	578	1.4	1145	423	1.0	967	251	.6	557	104	.2	365	292	.7	655	146	.3	343	
W 18-49	364	.9	727	297	.7	810	174	.4	524	119	.3	332	205	.5	581	188	.5	513	
M 25-49	502	1.5	964	354	1.1	847	181	.5	360	86	.3	262	195	.6	458	113	.3	240	
W 25-49	317	1.0	625	246	.8	640	139	.4	375	74	.2	196	193	.6	526	141	.4	412	
M 25-54	522	1.4	1008	374	1.0	893	196	.5	404	86	.2	262	206	.5	486	113	.3	240	
W 25-54	381	1.0	723	273	.7	735	168	.4	458	86	.2	210	205	.5	583	152	.4	441	
M 35-64	307	1.0	542	255	.8	552	146	.5	326	67	.2	215	164	.5	374	72	.2	174	
W 35-64	290	.9	563	173	.5	502	134	.4	355	44	.1	124	78	.2	282	89	.3	258	
KLOS-FM																			
P 12+		243	.2	1024	410	.3	1543	268	.2	1029	159	.1	515	356	.3	1250	304	.2	1096
Teens 12-17		16	.1	102	35	.2	124	5		49	18	.1	46	20	.1	92	30	.2	120
M 18-34	32	.1	134	43	.2	173	15	.1	52	16	.1	76	25	.1	134	22	.1	80	
W 18-34	13	.1	66	39	.2	150	33	.2	152	17	.1	52	37	.2	124	25	.1	112	
M 18-49	137	.3	466	184	.4	776	131	.3	412	63	.1	213	145	.3	553	126	.3	427	
W 18-49	68	.2	314	142	.3	486	91	.2	444	55	.1	136	123	.3	375	87	.2	310	
M 25-49	114	.3	383	173	.5	742	122	.4	375	47	.1	137	141	.4	532	125	.4	416	
W 25-49	61	.2	283	124	.4	417	81	.3	377	38	.1	96	106	.3	342	66	.2	223	
M 25-54	129	.3	467	179	.5	789	125	.3	395	48	.1	145	164	.4	627	144	.4	481	
W 25-54	62	.2	296	129	.3	436	85	.2	414	40	.1	122	112	.3	370	75	.2	260	
M 35-64	122	.4	438	176	.5	710	131	.4	392	58	.2	174	172	.5	577	145	.4	493	
W 35-64	60	.2	284	114	.3	371	64	.2	352	39	.1	116	102	.3	322	77	.2	257	

* Listener estimates adjusted for reported broadcast schedule. + Station(s) changed call letters - see Page 13.

DMA Target Listeners

		AQH and Cume Persons																	
		Saturday 6AM-10AM			Saturday 10AM-3PM			Saturday 3PM-7PM			Saturday 7PM-MID			Sunday 10AM-3PM			Sunday 3PM-7PM		
		AQH (00)	AQH Rtg	Cume (00)	AQH (00)	AQH Rtg	Cume (00)	AQH (00)	AQH Rtg	Cume (00)	AQH (00)	AQH Rtg	Cume (00)	AQH (00)	AQH Rtg	Cume (00)	AQH (00)	AQH Rtg	Cume (00)
KLSX-FM																			
P 12+		73	.1	196	113	.1	387	75	.1	261	20		115	105	.1	473	60		233
Teens 12-17					1		27	1		15				8	.1	30	7		28
M 18-34		15	.1	40	22	.1	94	21	.1	84	6		29	20	.1	123	14	.1	69
W 18-34		5		19	29	.1	77	7		13	1		6	5		19	1		2
M 18-49		48	.1	93	62	.1	178	41	.1	143	8		53	35	.1	187	36	.1	133
W 18-49		9		35	30	.1	88	11		36	5		19	17		89	6		31
M 25-49		41	.1	66	49	.1	134	34	.1	117	8		53	27	.1	130	26	.1	101
W 25-49		9		35	22	.1	61	4		23	5		19	17	.1	89	6		31
M 25-54		41	.1	79	49	.1	134	35	.1	125	8		53	34	.1	175	35	.1	127
W 25-54		9		35	27	.1	88	16		36	8		32	25	.1	111	6		31
M 35-64		41	.1	88	44	.1	115	22	.1	71	2		24	25	.1	137	31	.1	90
W 35-64		4		16	5		38	19	.1	49	6		26	32	.1	122	4		28
KLVE-FM																			
P 12+		635	.4	1908	978	.7	2772	701	.5	1891	438	.3	1487	920	.6	2564	537	.4	1488
Teens 12-17		14	.1	62	47	.3	164	46	.3	145	27	.2	130	41	.3	168	36	.2	123
M 18-34		122	.5	342	181	.8	455	111	.5	388	81	.4	187	161	.7	450	50	.2	161
W 18-34		125	.6	393	232	1.1	598	141	.7	376	100	.5	393	202	1.0	556	132	.6	362
M 18-49		191	.5	512	265	.6	697	188	.4	575	137	.3	407	293	.7	782	101	.2	279
W 18-49		252	.6	743	371	.9	1072	271	.7	743	192	.5	672	338	.8	981	197	.5	576
M 25-49		155	.5	404	235	.7	590	148	.4	454	100	.3	337	249	.8	639	87	.3	239
W 25-49		208	.6	593	324	1.0	953	215	.7	634	170	.5	589	289	.9	820	134	.4	433
M 25-54		166	.4	446	244	.6	634	165	.4	503	116	.3	390	254	.7	663	94	.2	271
W 25-54		243	.6	728	395	1.0	1155	280	.7	796	200	.5	704	349	.9	973	181	.5	549
M 35-64		110	.3	299	105	.3	350	97	.3	266	73	.2	272	170	.5	460	64	.2	191
W 35-64		213	.6	605	252	.8	829	224	.7	579	137	.4	445	239	.7	687	142	.4	437
KLYY-FM																			
P 12+		304	.2	794	597	.4	1424	417	.3	976	127	.1	582	382	.3	860	246	.2	603
Teens 12-17		8	.1	41	25	.2	94	45	.3	80	1		5	17	.1	27	38	.2	66
M 18-34		84	.4	248	99	.4	295	83	.4	247	17	.1	159	55	.2	141	50	.2	121
W 18-34		57	.3	117	124	.6	271	89	.4	195	38	.2	113	108	.5	202	55	.3	122
M 18-49		158	.4	415	218	.5	534	202	.5	446	52	.1	291	141	.3	344	90	.2	226
W 18-49		105	.3	257	147	.6	514	128	.3	315	46	.1	169	173	.4	354	110	.3	287
M 25-49		139	.4	336	187	.6	449	191	.6	407	40	.1	179	122	.4	287	85	.3	200
W 25-49		78	.2	216	196	.6	433	101	.3	253	36	.1	128	156	.5	304	87	.3	233
M 25-54		143	.4	342	200	.5	489	191	.5	407	40	.1	179	130	.3	315	89	.2	206
W 25-54		84	.2	243	220	.6	510	116	.3	287	45	.1	174	169	.4	330	87	.2	233
M 35-64		91	.3	191	145	.4	313	139	.4	262	42	.1	169	103	.3	253	47	.1	119
W 35-64		64	.2	198	162	.5	369	59	.2	168	19	.1	110	83	.3	194	57	.2	175
KMKE-AM																			
P 12+		56		129	77	.1	200	52		154	58		151	29		130	37		75
Teens 12-17		11	.1	15	6		15	15		15	2		15	2		15	5		15
M 18-34		2		8	3		15	7		24	11		16	2		4	11		31
W 18-34											7		20	2		12			
M 18-49		5		11	12		49	10		44	23	.1	46	13		60	26	.1	51
W 18-49		11		28	23	.1	34	2		17	24	.1	62	5		38			
M 25-49		5		11	12		49	6		28	12		30	13		60	18	.1	35
W 25-49		11		28	23	.1	34	2		17	18	.1	49	5		38			
M 25-54		10		26	14		63	16		44	18		46	13		60	18		35
W 25-54		19	.1	43	30	.1	59	12		43	21	.1	61	5		38			
M 35-64		12		42	21	.1	68	28	.1	70	18	.1	46	21	.1	73	22	.1	29
W 35-64		21	.1	50	32	.1	66	16		60	19	.1	54	2		26			
KMZT-FM																			
P 12+		283	.2	884	458	.3	1440	352	.2	1001	206	.1	725	399	.3	1181	368	.3	903
Teens 12-17		4		28	23	.1	32	37	.2	76	3		14	25	.2	76	12	.1	28
M 18-34		14	.1	74	14	.1	59	10		36	2		24	23	.1	85			
W 18-34		21	.1	67	26	.1	97	21	.1	47	5		35	27	.1	116	23	.1	48
M 18-49		34	.1	106	58	.1	207	33	.1	124	20		82	57	.1	183	30	.1	71
W 18-49		40	.1	173	37	.1	173	42	.1	170	19		131	43	.1	184	33	.1	102
M 25-49		27	.1	76	58	.2	207	33	.1	124	20	.1	82	57	.2	183	30	.1	71
W 25-49		40	.1	160	35	.1	160	42	.1	170	16		114	40	.1	155	33	.1	102
M 25-54		33	.1	106	63	.2	246	34	.1	127	27	.1	126	69	.2	222	40	.1	99
W 25-54		45	.1	193	47	.1	217	47	.1	206	25	.1	140	61	.2	217	44	.1	137
M 35-64		65	.2	170	116	.4	346	88	.3	215	91	.3	212	98	.3	262	86	.3	191
W 35-64		52	.2	235	68	.2	302	39	.1	219	41	.1	187	50	.2	197	56	.2	156

* Listener estimates adjusted for reported broadcast schedule.

+ Station(s) changed call letters - see Page 13.

DMA Target Listeners

		AQH and Cume Persons																	
		Saturday 6AM-10AM			Saturday 10AM-3PM			Saturday 3PM-7PM			Saturday 7PM-MID			Sunday 10AM-3PM			Sunday 3PM-7PM		
		AQH (00)	AQH Rtg	Cume (00)	AQH (00)	AQH Rtg	Cume (00)	AQH (00)	AQH Rtg	Cume (00)	AQH (00)	AQH Rtg	Cume (00)	AQH (00)	AQH Rtg	Cume (00)	AQH (00)	AQH Rtg	Cume (00)
KNX -AM																			
P 12+		341	.2	1590	388	.3	1778	196	.1	859	95	.1	537	379	.3	1528	155	.1	788
Teens 12-17		2		13	1		13	1		15	1		12			4			33
M 18-34		20	.1	133	4		46	11		50	6		30	5		32	7		61
W 18-34		1		19	13	.1	101	2		34	3		34	13	.1	34			3
M 18-49		83	.2	402	39	.1	320	40	.1	185	10		51	40	.1	197	44	.1	232
W 18-49		25	.1	118	21	.1	188	19		123	9		86	24	.1	74	8		42
M 25-49		83	.3	402	39	.1	320	40	.1	185	10		51	40	.1	189	43	.1	223
W 25-49		25	.1	118	21	.1	188	17	.1	89	6		52	24	.1	74	8		42
M 25-54		97	.3	500	71	.2	420	69	.2	261	30	.1	89	74	.2	306	51	.1	256
W 25-54		38	.1	216	40	.1	297	19	.1	109	9		72	30	.1	132	17		72
M 35-64		112	.3	571	117	.4	611	76	.2	286	31	.1	126	117	.4	502	65	.2	329
W 35-64		75	.2	354	81	.2	372	40	.1	194	14		110	72	.2	286	24	.1	101
KOST-FM																			
P 12+		495	.3	1712	853	.6	2733	561	.4	1895	385	.3	1553	507	.4	1843	416	.3	1406
Teens 12-17		13	.1	80	21	.1	102	24	.2	74	39	.2	153	7		93	9	.1	41
M 18-34		22	.1	96	77	.3	170	68	.3	154	16	.1	75	19	.1	89	5		24
W 18-34		65	.3	198	129	.6	439	90	.4	284	108	.5	309	86	.4	263	90	.4	245
M 18-49		78	.2	269	183	.4	510	120	.3	332	56	.1	293	76	.2	284	66	.2	232
W 18-49		158	.4	584	230	.6	950	175	.4	635	163	.4	591	158	.4	593	162	.4	556
M 25-49		74	.2	253	145	.4	457	94	.3	286	44	.1	242	75	.2	277	66	.2	225
W 25-49		121	.4	488	199	.6	780	127	.4	499	114	.4	446	121	.4	492	117	.4	456
M 25-54		89	.2	330	168	.4	574	119	.3	401	53	.1	305	94	.2	374	79	.2	275
W 25-54		157	.4	655	258	.7	979	155	.4	617	142	.4	525	139	.4	550	128	.3	515
M 35-64		95	.3	329	159	.5	560	89	.3	340	60	.2	334	114	.4	458	85	.3	313
W 35-64		203	.6	741	292	.9	1022	187	.6	710	127	.4	538	168	.5	619	135	.4	539
KPWR-FM																			
P 12+		606	.4	2321	1101	.8	4235	976	.7	3541	643	.5	2498	583	.4	2629	576	.4	1996
Teens 12-17		180	1.1	668	323	2.1	1309	286	1.8	1121	276	1.8	966	216	1.4	895	207	1.3	692
M 18-34		184	.8	700	372	1.7	1342	378	1.7	1178	163	.7	664	160	.7	629	176	.8	534
W 18-34		119	.6	516	230	1.1	965	204	1.0	863	150	.7	627	142	.7	721	152	.7	579
M 18-49		221	.5	821	438	1.0	1579	434	1.0	1325	205	.5	828	186	.4	754	188	.4	566
W 18-49		185	.5	791	301	.7	1214	242	.6	1040	163	.4	704	167	.4	872	181	.4	739
M 25-49		115	.3	474	225	.7	759	167	.5	555	96	.3	405	71	.2	341	85	.3	251
W 25-49		114	.4	489	188	.6	780	137	.4	608	88	.3	364	99	.3	507	105	.3	478
M 25-54		130	.3	501	240	.6	812	177	.5	580	96	.3	405	78	.2	369	85	.2	251
W 25-54		118	.3	502	211	.6	844	141	.4	638	88	.2	364	99	.3	507	105	.3	478
M 35-64		52	.2	148	81	.3	289	66	.2	172	41	.1	164	36	.1	185	12		32
W 35-64		70	.2	289	95	.3	330	41	.1	208	12		77	27	.1	180	29	.1	160
KRCD-FM																			
P 12+		220	.2	534	371	.3	910	250	.2	643	140	.1	488	175	.1	556	129	.1	465
Teens 12-17					19	.1	31	18	.1	18									
M 18-34		10		31	21	.1	63	25	.1	64	36	.2	113	14	.1	50	6		47
W 18-34		27	.1	64	66	.3	196	28	.1	80	22	.1	83	58	.3	124	27	.1	88
M 18-49		76	.2	157	96	.2	209	64	.2	182	41	.1	128	26	.1	80	60	.1	210
W 18-49		79	.2	245	145	.4	398	101	.2	236	52	.1	202	95	.2	240	49	.1	192
M 25-49		76	.2	157	89	.3	176	54	.2	148	37	.1	112	21	.1	59	60	.2	210
W 25-49		63	.2	217	137	.4	370	101	.3	236	52	.2	202	90	.3	226	49	.2	192
M 25-54		77	.2	171	104	.3	204	70	.2	177	44	.1	140	41	.1	103	77	.2	253
W 25-54		73	.2	258	147	.4	411	111	.3	280	57	.2	232	106	.3	293	49	.1	192
M 35-64		105	.3	200	136	.4	260	73	.2	186	19	.1	62	38	.1	113	75	.2	226
W 35-64		79	.2	238	107	.3	310	92	.3	235	43	.1	183	63	.2	247	21	.1	104
KRCV-FM																			
P 12+		232	.2	518	280	.2	735	165	.1	497	107	.1	307	185	.1	588	42		192
Teens 12-17					11	.1	31	21	.1	31	8	.1	31						
M 18-34		25	.1	61	33	.1	85	31	.1	67	37	.2	81	16	.1	69	6		53
W 18-34		15	.1	42	15	.1	52	8		25	1		13	8		38	2		7
M 18-49		71	.2	175	56	.1	151	44	.1	143	47	.1	109	48	.1	160	18		121
W 18-49		84	.2	184	98	.2	256	50	.1	150	30	.1	112	60	.1	244	13		50
M 25-49		71	.2	175	46	.1	135	44	.1	143	47	.1	109	48	.1	160	18	.1	121
W 25-49		70	.2	142	92	.3	228	50	.2	150	30	.1	112	57	.2	230	13		50
M 25-54		71	.2	175	61	.2	183	52	.1	171	50	.1	123	51	.1	174	18		121
W 25-54		77	.2	161	104	.3	246	50	.1	150	44	.1	125	57	.2	230	13		50
M 35-64		86	.3	174	60	.2	194	21	.1	105	19	.1	70	59	.2	197	12		68
W 35-64		81	.2	178	101	.3	256	49	.1	163	42	.1	112	51	.2	206	11		44

* Listener estimates adjusted for reported broadcast schedule. + Station(s) changed call letters - see Page 13.

DMA Target Listeners

		AQH and Cume Persons																	
		Saturday 6AM-10AM			Saturday 10AM-3PM			Saturday 3PM-7PM			Saturday 7PM-MID			Sunday 10AM-3PM			Sunday 3PM-7PM		
		AQH (00)	AQH Rtg	Cume (00)	AQH (00)	AQH Rtg	Cume (00)	AQH (00)	AQH Rtg	Cume (00)	AQH (00)	AQH Rtg	Cume (00)	AQH (00)	AQH Rtg	Cume (00)	AQH (00)	AQH Rtg	Cume (00)
KRLA-AM																			
P 12+		21		84	33		143	38		128	13		35	31		69	39		58
Teens 12-17																			
M 18-34		2		16	3		16												
W 18-34																			
M 18-49		7		31	3		16												
W 18-49					12		44	2		15									
M 25-49		5		15															
W 25-49					12		44	2		15									
M 25-54		5		29	3		14	15		27	5		13	8		13			
W 25-54					12		44	2		15									
M 35-64		5		29	3		14	15		27	6		16	8		13			
W 35-64					14		57	4		29				17	.1	17	17	.1	17
KROQ-FM																			
P 12+		415	.3	1691	951	.7	3645	649	.5	2585	369	.3	1613	597	.4	2609	435	.3	1897
Teens 12-17		104	.7	374	187	1.2	770	153	1.0	540	76	.5	322	111	.7	515	88	.6	363
M 18-34		133	.6	532	336	1.5	1113	212	1.0	757	141	.6	634	205	.9	808	110	.5	602
W 18-34		73	.3	288	247	1.2	842	137	.7	714	92	.4	433	111	.5	592	102	.5	488
M 18-49		188	.4	733	441	1.0	1532	297	.7	1019	169	.4	733	328	.8	1192	203	.5	870
W 18-49		104	.3	502	307	.8	1201	188	.5	970	120	.3	532	133	.3	753	137	.3	622
M 25-49		138	.4	532	319	1.0	1140	199	.6	666	90	.3	436	223	.7	811	133	.4	595
W 25-49		84	.3	396	183	.6	755	108	.3	567	62	.2	266	90	.3	496	98	.3	451
M 25-54		149	.4	572	326	.9	1191	199	.5	666	90	.2	436	234	.6	870	133	.3	595
W 25-54		92	.2	436	186	.5	801	114	.3	615	64	.2	279	99	.3	552	101	.3	480
M 35-64		66	.2	241	115	.4	496	85	.3	262	29	.1	101	137	.4	470	94	.3	268
W 35-64		39	.1	254	64	.2	405	57	.2	305	32	.1	123	31	.1	222	41	.1	173
KRTH-FM																			
P 12+		496	.3	1601	843	.6	2960	430	.3	1571	154	.1	744	437	.3	1856	313	.2	1257
Teens 12-17		26	.2	116	30	.2	173	11	.1	78	7		74	21	.1	128	24	.2	118
M 18-34		43	.2	118	79	.4	252	17	.1	69	25	.1	81	45	.2	172	32	.1	113
W 18-34		34	.2	168	81	.4	306	33	.2	132	5		41	50	.2	200	9		73
M 18-49		94	.2	313	162	.4	574	105	.2	277	52	.1	197	75	.2	311	76	.2	189
W 18-49		89	.2	381	169	.4	685	91	.2	425	36	.1	171	96	.2	429	45	.1	255
M 25-49		81	.2	275	140	.4	466	105	.3	277	49	.1	165	64	.2	269	73	.2	173
W 25-49		72	.2	290	118	.4	520	68	.2	342	32	.1	130	71	.2	327	39	.1	200
M 25-54		106	.3	366	201	.5	671	128	.3	416	65	.2	227	104	.3	410	122	.3	280
W 25-54		106	.3	392	218	.6	784	88	.2	443	32	.1	130	110	.3	487	63	.2	316
M 35-64		134	.4	432	219	.7	752	185	.6	543	55	.2	238	106	.3	501	133	.4	347
W 35-64		156	.5	549	307	.9	1078	132	.4	590	44	.1	218	147	.4	607	96	.3	486
KSCA-FM																			
P 12+		1290	.9	2669	789	.6	2163	462	.3	1147	162	.1	653	427	.3	1271	304	.2	819
Teens 12-17		94	.6	206	18	.1	90	20	.1	51	11	.1	49	22	.1	80	11	.1	68
M 18-34		436	2.0	800	254	1.1	579	146	.7	340	59	.3	185	118	.5	357	66	.3	163
W 18-34		269	1.3	544	210	1.0	499	118	.6	215	31	.1	137	119	.6	341	100	.5	254
M 18-49		641	1.5	1283	333	.8	868	170	.4	470	69	.2	258	168	.4	493	105	.2	270
W 18-49		431	1.1	909	293	.7	787	182	.4	429	60	.1	254	148	.4	470	125	.3	350
M 25-49		488	1.5	1052	270	.8	723	117	.4	359	55	.2	204	133	.4	353	85	.3	206
W 25-49		308	1.0	702	229	.7	619	139	.4	351	52	.2	227	117	.4	361	88	.3	283
M 25-54		496	1.3	1065	295	.8	768	135	.4	412	55	.1	204	141	.4	387	86	.2	212
W 25-54		332	.9	779	259	.7	707	150	.4	391	54	.1	240	132	.3	424	89	.2	296
M 35-64		219	.7	512	114	.4	392	47	.1	204	21	.1	101	66	.2	190	42	.1	119
W 35-64		232	.7	516	134	.4	447	115	.3	312	33	.1	146	86	.3	250	68	.2	168
KSPN-AM																			
P 12+		48		183	92	.1	344	129	.1	421	108	.1	300	170	.1	731	119	.1	347
Teens 12-17								5		30						2			18
M 18-34		7		15	24	.1	31	20	.1	46	15	.1	15	8		56			
W 18-34		8		15	15	.1	50	7		34	21	.1	29	20	.1	95	13	.1	34
M 18-49		15		62	42	.1	114	39	.1	108	19	.1	85	27	.1	191	39	.1	78
W 18-49		8		15	22	.1	66	12		63	22	.1	36	28	.1	127	15		57
M 25-49		15		62	42	.1	114	39	.1	108	19	.1	85	27	.1	191	39	.1	78
W 25-49					9		34	12		63	22	.1	36	28	.1	127	15		57
M 25-54		17		78	45	.1	144	42	.1	130	19	.1	85	33	.1	236	59	.2	129
W 25-54					9		34	12		63	22	.1	36	28	.1	127	16		67
M 35-64		16		89	27	.1	136	38	.1	140	17	.1	101	53	.2	271	75	.2	190
W 35-64					7		16	5		29	1		12	10		41	4		36

* Listener estimates adjusted for reported broadcast schedule. + Station(s) changed call letters - see Page 13.

DMA Target Listeners

DMA Target Listeners

		AQH and Cume Persons																	
		Saturday 6AM-10AM			Saturday 10AM-3PM			Saturday 3PM-7PM			Saturday 7PM-MID			Sunday 10AM-3PM			Sunday 3PM-7PM		
		AQH (00)	AQH Rtg	Cume (00)	AQH (00)	AQH Rtg	Cume (00)	AQH (00)	AQH Rtg	Cume (00)	AQH (00)	AQH Rtg	Cume (00)	AQH (00)	AQH Rtg	Cume (00)	AQH (00)	AQH Rtg	Cume (00)
KSSE-FM																			
P 12+		395	.3	1034	560	.4	1639	445	.3	1318	140	.1	470	410	.3	1226	299	.2	817
Teens 12-17		27	.2	88	49	.3	111	38	.2	122	14	.1	63	29	.2	139	25	.2	71
M 18-34		106	.5	269	165	.7	457	171	.8	485	32	.1	92	82	.4	254	104	.5	204
W 18-34		92	.4	258	183	.9	575	115	.5	378	51	.2	178	163	.8	483	96	.5	302
M 18-49		157	.4	392	232	.6	651	233	.6	637	61	.1	154	146	.3	453	155	.4	355
W 18-49		153	.4	410	243	.6	754	149	.4	500	60	.1	226	227	.6	609	105	.3	333
M 25-49		126	.4	302	187	.6	530	166	.5	438	43	.1	108	113	.3	340	116	.3	274
W 25-49		129	.4	331	166	.5	533	109	.3	391	37	.1	150	111	.3	308	66	.2	217
M 25-54		151	.4	331	194	.5	544	173	.5	452	43	.1	108	113	.3	340	120	.3	290
W 25-54		142	.4	384	181	.5	588	110	.3	398	42	.1	177	120	.3	334	73	.2	242
M 35-64		76	.2	151	77	.2	228	82	.3	186	29	.1	62	64	.2	199	55	.2	167
W 35-64		95	.3	269	86	.3	267	38	.1	146	14		75	73	.2	151	19	.1	73
KTLK-AM																			
P 12+		36		115	61		293	92	.1	245	21		170	30		151	44		179
Teens 12-17																			
M 18-34				2		23					9		45				4		44
W 18-34		5		14	5	30	1		10	2		20	5		27				
M 18-49					10	53	6		32	12		77					11		72
W 18-49		9		44	10	69	9		36	3		33	5		27		7		19
M 25-49					10	53	6		32	12		77					11		72
W 25-49		9		44	10	69	9		36	3		33	5		27		7		19
M 25-54					19	68	14		48	12		77					15		87
W 25-54		9		44	11	82	15		62	4		46	10		53		9		31
M 35-64		10		29	34	110	29	.1	100	5		45	2		14		13		70
W 35-64		8		39	14	90	17	.1	64	2		25	9		54		9		31
KTNQ-AM																			
P 12+		80	.1	208	94	.1	288	87	.1	179	34		117	43		102	54		138
Teens 12-17		2		6	11	.1	31	4		18			13	.1	33		7		18
M 18-34		6		16	21	.1	76	35	.2	68	17	.1	30	5		15	22	.1	45
W 18-34		3		12	3		14										6		12
M 18-49		23	.1	62	31	.1	105	42	.1	83	21		61	5		15	28	.1	75
W 18-49		13		27	18		57	12		15	8		43	8		15	6		12
M 25-49		23	.1	62	31	.1	105	35	.1	68	21	.1	61	5		15	21	.1	60
W 25-49		13		27	18	.1	57	12		15	8		43	8		15	6		12
M 25-54		29	.1	82	34	.1	111	35	.1	68	21	.1	61	13		31	21	.1	60
W 25-54		24	.1	41	36	.1	84	15		29	13		56	8		18	6		12
M 35-64		33	.1	86	22	.1	71	17	.1	34	4		31	16		36	16		50
W 35-64		25	.1	45	33	.1	73	27	.1	46	13		56	8		18			
KTWV-FM																			
P 12+		592	.4	1646	838	.6	2353	560	.4	1443	336	.2	1056	611	.4	1887	421	.3	1202
Teens 12-17		2		14	5		31	2		11							14	.1	44
M 18-34		16	.1	56	27	.1	95	33	.1	117	35	.2	61	14	.1	72	33	.1	75
W 18-34		16	.1	41	30	.1	100	35	.2	93			14	.1	58	24	.1	56	
M 18-49		195	.5	400	116	.3	386	125	.3	362	71	.2	224	66	.2	314	78	.2	264
W 18-49		72	.2	268	146	.4	463	97	.2	298	64	.2	205	104	.3	399	91	.2	234
M 25-49		186	.6	391	106	.3	355	113	.3	330	55	.2	201	65	.2	297	70	.2	248
W 25-49		69	.2	260	138	.4	451	90	.3	281	64	.2	205	104	.3	399	89	.3	228
M 25-54		248	.6	567	169	.4	579	141	.4	443	71	.2	273	111	.3	451	84	.2	301
W 25-54		112	.3	381	228	.6	689	139	.4	415	110	.3	329	167	.4	572	124	.3	312
M 35-64		286	.9	646	261	.8	731	230	.7	544	124	.4	364	166	.5	582	116	.4	393
W 35-64		178	.5	541	318	1.0	829	190	.6	520	136	.4	420	255	.8	740	148	.4	378
KWVE-FM																			
P 12+		146	.1	387	101	.1	333	87	.1	324	46		180	102	.1	341	82	.1	215
Teens 12-17		11	.1	53	5		28	3		18			3		22	1			12
M 18-34		22	.1	38	14	.1	56	3		12	2		22	7		37	6		42
W 18-34		15	.1	79	15	.1	43	1		2			18	.1	52				
M 18-49		37	.1	82	17		67	11		54	4		37	12		54	8		48
W 18-49		31	.1	141	31	.1	98	23	.1	96	9		28	29	.1	101	18		68
M 25-49		29	.1	68	17	.1	67	11		54	4		37	12		54	4		28
W 25-49		29	.1	127	31	.1	98	23	.1	96	9		28	28	.1	87	18	.1	68
M 25-54		37	.1	87	20	.1	92	19		87	5		46	15		75	4		28
W 25-54		30	.1	133	39	.1	132	30	.1	127	15		67	35	.1	113	21	.1	80
M 35-64		40	.1	85	7		41	17	.1	80	6		57	12		74	7		22
W 35-64		30	.1	90	33	.1	122	37	.1	157	20	.1	78	23	.1	93	27	.1	90

* Listener estimates adjusted for reported broadcast schedule. + Station(s) changed call letters - see Page 13.

DMA Target Listeners

		AQH and Cume Persons																	
		Saturday 6AM-10AM			Saturday 10AM-3PM			Saturday 3PM-7PM			Saturday 7PM-MID			Sunday 10AM-3PM			Sunday 3PM-7PM		
		AQH (00)	AQH Rtg	Cume (00)	AQH (00)	AQH Rtg	Cume (00)	AQH (00)	AQH Rtg	Cume (00)	AQH (00)	AQH Rtg	Cume (00)	AQH (00)	AQH Rtg	Cume (00)	AQH (00)	AQH Rtg	Cume (00)
KXOL-FM																			
P 12+		253	.2	841	489	.3	1364	293	.2	890	291	.2	965	326	.2	989	328	.2	903
Teens 12-17		28	.2	102	70	.4	256	54	.3	174	41	.3	125	67	.4	266	85	.5	210
M 18-34		57	.3	187	71	.3	198	39	.2	145	81	.4	240	58	.3	195	58	.3	189
W 18-34		71	.3	299	128	.6	330	86	.4	218	97	.5	348	68	.3	189	92	.4	260
M 18-49		70	.2	252	123	.3	365	82	.2	270	107	.3	335	76	.2	278	99	.2	307
W 18-49		94	.2	352	234	.6	553	128	.3	365	100	.2	372	121	.3	291	124	.3	332
M 25-49		40	.1	153	80	.2	236	57	.2	187	88	.3	244	46	.1	181	80	.2	226
W 25-49		65	.2	224	173	.5	417	93	.3	267	69	.2	215	84	.3	199	87	.3	220
M 25-54		48	.1	185	83	.2	250	57	.1	187	91	.2	262	52	.1	196	80	.2	226
W 25-54		84	.2	269	181	.5	474	99	.3	310	77	.2	261	89	.2	212	87	.2	220
M 35-64		41	.1	116	82	.3	241	58	.2	145	30	.1	113	42	.1	118	48	.1	138
W 35-64		55	.2	135	133	.4	319	55	.2	208	15		91	78	.2	165	38	.1	89
KYSR-FM																			
P 12+		166	.1	726	510	.4	1935	349	.2	1240	259	.2	871	315	.2	1583	233	.2	957
Teens 12-17		35	.2	135	68	.4	168	69	.4	144	28	.2	95	14	.1	126	22	.1	127
M 18-34		10		81	55	.2	276	48	.2	226	59	.3	197	53	.2	322	46	.2	133
W 18-34		24	.1	135	113	.5	480	50	.2	270	40	.2	184	70	.3	282	25	.1	152
M 18-49		47	.1	185	131	.3	557	81	.2	384	123	.3	368	102	.2	604	78	.2	260
W 18-49		56	.1	315	243	.6	987	145	.4	580	79	.2	340	145	.4	653	82	.2	454
M 25-49		40	.1	112	116	.3	461	52	.2	248	94	.3	246	92	.3	515	59	.2	197
W 25-49		49	.2	267	207	.6	838	120	.4	462	76	.2	308	127	.4	580	73	.2	391
M 25-54		40	.1	112	128	.3	498	54	.1	261	95	.2	258	102	.3	545	64	.2	211
W 25-54		54	.1	308	228	.6	890	134	.4	518	80	.2	338	149	.4	677	97	.3	446
M 35-64		53	.2	130	98	.3	343	47	.1	183	77	.2	197	67	.2	323	42	.1	152
W 35-64		38	.1	221	160	.5	594	119	.4	389	43	.1	186	101	.3	486	88	.3	369
KZLA-FM																			
P 12+		341	.2	1430	532	.4	1846	316	.2	1216	71	.1	334	304	.2	1317	271	.2	942
Teens 12-17		10	.1	74	15	.1	58	25	.2	101	21	.1	66	15	.1	53	16	.1	45
M 18-34		10		76	20	.1	127	12	.1	74	20	.1	48	10		73	38	.2	107
W 18-34		38	.2	181	84	.4	322	61	.3	220	4		57	32	.2	178	23	.1	117
M 18-49		84	.2	375	150	.4	513	105	.2	372	23	.1	76	102	.2	353	104	.2	318
W 18-49		93	.2	449	168	.4	647	85	.2	327	11		111	77	.2	411	70	.2	280
M 25-49		82	.2	347	148	.4	483	104	.3	356	23	.1	76	100	.3	339	94	.3	288
W 25-49		79	.2	384	135	.4	504	63	.2	245	9		94	65	.2	333	63	.2	235
M 25-54		91	.2	418	180	.5	540	129	.3	414	29	.1	98	116	.3	374	104	.3	320
W 25-54		95	.3	425	139	.4	552	74	.2	321	17		132	78	.2	426	79	.2	289
M 35-64		120	.4	482	173	.5	491	122	.4	367	10		55	117	.4	347	78	.2	255
W 35-64		122	.4	479	190	.6	654	66	.2	317	15		92	79	.2	427	91	.3	298
XTRA-AM																			
P 12+		30		144	166	.1	547	158	.1	446	56		177	69		251	87	.1	232
Teens 12-17																			
M 18-34		5		37	2		22				3		14						
W 18-34		3		14	6		49							5		18	2		19
M 18-49		9		55	18		40	18		18			40	4		18			
W 18-49		3		14	6		49							8		32	17		74
M 25-49		9		55	18	.1	40	18	.1	18	17	.1	26	4		18			
W 25-49					3		35							8		32	17	.1	74
M 25-54		11		69	18		54	25	.1	47	18		41	5		46	3		14
W 25-54					3		35							8		32	17		74
M 35-64		8		44	22	.1	75	30	.1	79	18	.1	41	9		54	4		19
W 35-64					20	.1	52	26	.1	39	7		17	23	.1	61	33	.1	93
KCAL-FM																			
P 12+		55		248	130	.1	362	111	.1	405	59		189	127	.1	275	71	.1	237
Teens 12-17		9	.1	54	16	.1	55	24	.2	106	10	.1	41	13	.1	30	8	.1	34
M 18-34		25	.1	119	75	.3	150	54	.2	190	22	.1	72	66	.3	131	28	.1	93
W 18-34		6		25	12	.1	53	12	.1	35	10		32	11	.1	34	10		34
M 18-49		33	.1	137	86	.2	192	58	.1	212	35	.1	103	74	.2	160	34	.1	117
W 18-49		12		46	25	.1	92	26	.1	65	14		46	20		53	14		66
M 25-49		26	.1	91	37	.1	109	26	.1	99	23	.1	69	38	.1	98	23	.1	72
W 25-49		8		32	18	.1	61	17	.1	41	7		28	12		34	12		53
M 25-54		27	.1	97	38	.1	123	28	.1	115	23	.1	69	57	.1	125	37	.1	90
W 25-54		8		32	19	.1	67	17		47	7		28	12		34	12		56
M 35-64		9		24	12		59	7		37	13		31	27	.1	55	19	.1	42
W 35-64		6		25	14		46	15		36	5		14	10		25	4		34

* Listener estimates adjusted for reported broadcast schedule. + Station(s) changed call letters - see Page 13.

DMA Target Listeners

DMA Target Listeners

		AQH and Cume Persons																	
		Saturday 6AM-10AM			Saturday 10AM-3PM			Saturday 3PM-7PM			Saturday 7PM-MID			Sunday 10AM-3PM			Sunday 3PM-7PM		
		AQH (00)	AQH Rtg	Cume (00)	AQH (00)	AQH Rtg	Cume (00)	AQH (00)	AQH Rtg	Cume (00)	AQH (00)	AQH Rtg	Cume (00)	AQH (00)	AQH Rtg	Cume (00)	AQH (00)	AQH Rtg	Cume (00)
KCXX-FM																			
P 12+		65		247	151	.1	426	92	.1	290	74	.1	337	89	.1	257	72	.1	204
Teens 12-17		12	.1	50	30	.2	116	19	.1	72	14	.1	58	12	.1	58	12	.1	58
M 18-34		21	.1	82	53	.2	137	51	.2	146	45	.2	211	34	.2	89	25	.1	67
W 18-34		11	.1	33	22	.1	56	6		39	6		32	16	.1	53	15	.1	46
M 18-49		33	.1	110	77	.2	196	60	.1	161	49	.1	226	57	.1	125	43	.1	95
W 18-49		20		78	37	.1	98	11		51	9		49	19		64	15		46
M 25-49		20	.1	62	60	.2	141	42	.1	87	23	.1	87	37	.1	70	31	.1	60
W 25-49		12		59	33	.1	78	8		26	7		36	15		45	10		34
M 25-54		20	.1	62	60	.2	141	42	.1	87	23	.1	87	37	.1	70	31	.1	60
W 25-54		12		59	38	.1	84	8		26	8		38	15		45	10		36
M 35-64		11		28	24	.1	59	9		15	4		15	22	.1	36	18	.1	28
W 35-64		9		46	22	.1	55	5		12	4		19	4		18			2
KFRG-FM																			
P 12+		188	.1	670	327	.2	1081	287	.2	937	91	.1	401	155	.1	635	158	.1	591
Teens 12-17		4		32	10	.1	61	16	.1	52	2		19	11	.1	46	12	.1	53
M 18-34		25	.1	78	11		64	2		19	4		5	5		27	22	.1	103
W 18-34		18	.1	47	24	.1	153	26	.1	140	6		58	14	.1	71	6		53
M 18-49		59	.1	193	82	.2	247	54	.1	172	16		53	49	.1	143	49	.1	199
W 18-49		49	.1	176	72	.2	314	73	.2	286	20		126	35	.1	166	17		104
M 25-49		50	.2	155	82	.2	247	54	.2	172	16		53	49	.1	136	42	.1	154
W 25-49		47	.1	170	58	.2	217	66	.2	234	20	.1	126	27	.1	136	14		75
M 25-54		54	.1	177	93	.2	267	72	.2	224	24	.1	91	51	.1	144	47	.1	178
W 25-54		62	.2	254	74	.2	287	80	.2	304	28	.1	183	31	.1	168	22	.1	108
M 35-64		61	.2	179	104	.3	265	78	.2	238	20	.1	75	57	.2	162	43	.1	161
W 35-64		68	.2	295	115	.3	361	103	.3	306	33	.1	167	40	.1	194	35	.1	121
KGGI-FM																			
P 12+		306	.2	1168	457	.3	1617	382	.3	1321	231	.2	969	348	.2	1319	354	.2	1176
Teens 12-17		63	.4	331	157	1.0	492	111	.7	376	82	.5	315	114	.7	377	73	.5	254
M 18-34		69	.3	277	53	.2	217	69	.3	248	46	.2	224	68	.3	284	90	.4	339
W 18-34		59	.3	225	147	.7	507	73	.3	297	47	.2	189	73	.3	312	113	.5	349
M 18-49		97	.2	371	85	.2	324	126	.3	370	74	.2	331	107	.3	381	109	.3	400
W 18-49		113	.3	397	182	.4	683	114	.3	477	58	.1	263	109	.3	479	139	.3	445
M 25-49		64	.2	220	64	.2	192	88	.3	211	46	.1	203	79	.2	221	71	.2	230
W 25-49		73	.2	267	101	.3	425	76	.2	301	24	.1	129	55	.2	251	84	.3	255
M 25-54		76	.2	243	75	.2	222	103	.3	241	55	.1	245	80	.2	225	79	.2	253
W 25-54		75	.2	274	112	.3	445	83	.2	317	24	.1	134	63	.2	274	90	.2	278
M 35-64		45	.1	131	43	.1	140	72	.2	152	39	.1	152	42	.1	111	30	.1	92
W 35-64		57	.2	187	51	.2	235	52	.2	213	13		81	47	.1	221	40	.1	132
KOLA-FM																			
P 12+		193	.1	566	205	.1	658	104	.1	367	69		247	204	.1	727	104	.1	423
Teens 12-17		9	.1	27	12	.1	27	3		8	2		15	3		13	3		13
M 18-34		19	.1	90	19	.1	75	4		16	6		36	24	.1	79	6		31
W 18-34		29	.1	59	15	.1	46	11	.1	51	11	.1	34	30	.1	91	6		42
M 18-49		31	.1	113	38	.1	141	15		53	18		69	45	.1	177	19		71
W 18-49		42	.1	101	44	.1	129	16		77	16		70	50	.1	173	11		78
M 25-49		27	.1	68	38	.1	134	14		47	16		64	41	.1	154	17	.1	55
W 25-49		23	.1	62	44	.1	122	16		77	5		44	42	.1	147	9		61
M 25-54		32	.1	101	43	.1	165	27	.1	93	27	.1	94	44	.1	174	24	.1	88
W 25-54		45	.1	139	58	.2	184	21	.1	117	13		70	58	.2	209	19	.1	101
M 35-64		37	.1	110	46	.1	192	33	.1	128	25	.1	71	45	.1	202	41	.1	149
W 35-64		54	.2	180	51	.2	184	25	.1	125	13		75	46	.1	189	24	.1	120
KWIE-FM																			
P 12+		88	.1	277	138	.1	472	127	.1	446	77	.1	358	108	.1	406	89	.1	346
Teens 12-17		28	.2	79	37	.2	150	26	.2	101	28	.2	118	23	.1	130	23	.1	122
M 18-34		31	.1	111	36	.2	141	52	.2	191	29	.1	148	36	.2	140	34	.2	93
W 18-34		19	.1	59	52	.2	132	38	.2	108	13	.1	59	36	.2	94	25	.1	109
M 18-49		33	.1	117	36	.1	141	54	.1	203	29	.1	148	36	.1	140	35	.1	105
W 18-49		22	.1	72	60	.1	159	42	.1	130	16		81	45	.1	125	30	.1	120
M 25-49		14		32	15		28	20	.1	54	9		40	4		15	6		28
W 25-49		15		47	33	.1	88	29	.1	92	8		51	33	.1	93	14		50
M 25-54		19		41	17		37	20	.1	54	9		40	4		15	6		28
W 25-54		15		47	33	.1	88	30	.1	97	8		51	33	.1	93	14		50
M 35-64		6		15	2		9	3		12						2			12
W 35-64		3		12	11		34	8		35	3		22	9		30	5		11

* Listener estimates adjusted for reported broadcast schedule. + Station(s) changed call letters - see Page 13.

DMA Target Listeners

		AQH and Cume Persons																	
		Saturday 6AM-10AM			Saturday 10AM-3PM			Saturday 3PM-7PM			Saturday 7PM-MID			Sunday 10AM-3PM			Sunday 3PM-7PM		
		AQH (00)	AQH Rtg	Cume (00)	AQH (00)	AQH Rtg	Cume (00)	AQH (00)	AQH Rtg	Cume (00)	AQH (00)	AQH Rtg	Cume (00)	AQH (00)	AQH Rtg	Cume (00)	AQH (00)	AQH Rtg	Cume (00)
KXRS-FM																			
P 12+		29		68	26		53	25		44	10		26	13		32	20		30
Teens 12-17		1		4															
M 18-34		9		23	1		6	4		8	3		8						
W 18-34		6		6	4		13	6		13	3		6	4		12	4		12
M 18-49		9		23	3		12	7		13	4		13	1		7	7		7
W 18-49		10		19	10		27	7		17	3		6	4		18	7		16
M 25-49		6		14	3		12	7		13	4		13	1		7	7		7
W 25-49		4		13	6		14	1		4				1		11	6		10
M 25-54		6		14	3		12	7		13	4		13	1		7	7		7
W 25-54		11		26	12		21	6		11	3		7	1		11	6		10
M 35-64		2		7	2		5	3		5	1		5	1		7	7		7
W 35-64		11		26	19	.1	28	12		18	3		7	8		13	8		11
KXSB-FM																			
P 12+		49		194	87	.1	203	67		192	30		71	45		87	59		93
Teens 12-17		2		19	8	.1	26	2		14							2		3
M 18-34		12	.1	47	17	.1	51	27	.1	55	20	.1	41			9	9		18
W 18-34		6		19	8		35	8		20	2		6	5		26	2		9
M 18-49		21		73	25	.1	66	30	.1	75	21		47	4		7	14		25
W 18-49		9		41	9		38	13		48	3		10	7		34	7		19
M 25-49		18	.1	64	16		57	21	.1	66	10		29	4		7	5		7
W 25-49		7		35	2		7	10		38	3		10	6		27	6		13
M 25-54		18		64	18		63	21	.1	66	10		29	5		13	10		13
W 25-54		15		63	8		20	15		44	5		15	6		27	6		13
M 35-64		14		34	20	.1	34	5		28	1		6	5		13	10		13
W 35-64		15		75	27	.1	48	17	.1	67	3		9	32	.1	40	31	.1	43
TOTALS																			
P 12+		18661	13.2	49637	26217	18.5	65519	18152	12.8	47662	9844	6.9	32335	18284	12.9	50831	13975	9.9	38096
Teens 12-17		1462	9.3	4688	2464	15.7	7105	2076	13.2	5655	1456	9.3	4764	1715	10.9	5632	1561	9.9	4645
M 18-34		2975	13.4	7330	4126	18.6	9712	3052	13.7	7747	1791	8.1	5592	2519	11.3	6889	2068	9.3	5610
W 18-34		2454	11.7	6637	4447	21.1	11015	2815	13.4	7529	1774	8.4	5707	2987	14.2	7958	2317	11.0	6310
M 18-49		5910	14.0	14630	7893	18.7	18735	5632	13.4	14277	2978	7.1	9745	5189	12.3	13839	4100	9.7	10804
W 18-49		4958	12.2	13875	7900	19.4	19962	5095	12.5	14108	2874	7.1	9655	5434	13.3	15246	4154	10.2	11837
M 25-49		4923	14.9	11937	6409	19.3	14998	4329	13.1	11001	2161	6.5	7147	4117	12.4	10909	3244	9.8	8547
W 25-49		3900	12.1	11133	6194	19.2	15546	3938	12.2	10954	2159	6.7	7297	4405	13.6	12326	3287	10.2	9404
M 25-54		5666	14.8	13850	7338	19.1	17305	5040	13.2	12782	2471	6.4	8266	4807	12.5	12766	3801	9.9	9966
W 25-54		4582	12.1	13099	7242	19.2	18240	4618	12.2	12841	2477	6.6	8351	5198	13.8	14547	3796	10.1	10804
M 35-64		4747	14.7	11931	5916	18.3	14401	4172	12.9	10493	1988	6.2	6664	4332	13.4	11508	3216	10.0	8454
W 35-64		4421	13.4	12425	6090	18.5	15324	4011	12.2	11005	1839	5.6	6368	4331	13.1	12420	3111	9.4	8863

* Listener estimates adjusted for reported broadcast schedule. + Station(s) changed call letters - see Page 13.

Notations

Notations

Notations

Notations

Notations

Notations

Arbitron Radio Reliability Tables

Table A

RATING	VALUE	RATING	VALUE	RATING	VALUE	RATING	VALUE	RATING	VALUE	RATING	VALUE	RATING	VALUE	RATING	VALUE	RATING	VALUE
0.1	3.16	5.1	22.00	10.1	30.13	15.1	35.80	20.1	40.07	25.1	43.36	30.1	45.87	35.1	47.73	40.1	49.01
0.2	4.47	5.2	22.20	10.2	30.26	15.2	35.90	20.2	40.15	25.2	43.42	30.2	45.91	35.2	47.76	40.2	49.03
0.3	5.47	5.3	22.40	10.3	30.40	15.3	36.00	20.3	40.22	25.3	43.47	30.3	45.96	35.3	47.79	40.3	49.05
0.4	6.31	5.4	22.60	10.4	30.53	15.4	36.09	20.4	40.30	25.4	43.53	30.4	46.00	35.4	47.82	40.4	49.07
0.5	7.05	5.5	22.80	10.5	30.66	15.5	36.19	20.5	40.37	25.5	43.59	30.5	46.04	35.5	47.85	40.5	49.09
0.6	7.72	5.6	22.99	10.6	30.78	15.6	36.29	20.6	40.44	25.6	43.64	30.6	46.08	35.6	47.88	40.6	49.11
0.7	8.34	5.7	23.18	10.7	30.91	15.7	36.38	20.7	40.52	25.7	43.70	30.7	46.12	35.7	47.91	40.7	49.13
0.8	8.91	5.8	23.37	10.8	31.04	15.8	36.47	20.8	40.59	25.8	43.75	30.8	46.17	35.8	47.94	40.8	49.15
0.9	9.44	5.9	23.56	10.9	31.16	15.9	36.57	20.9	40.66	25.9	43.81	30.9	46.21	35.9	47.97	40.9	49.16
1.0	9.95	6.0	23.75	11.0	31.29	16.0	36.66	21.0	40.73	26.0	43.86	31.0	46.25	36.0	48.00	41.0	49.18
1.1	10.43	6.1	23.93	11.1	31.41	16.1	36.75	21.1	40.80	26.1	43.92	31.1	46.29	36.1	48.03	41.1	49.20
1.2	10.89	6.2	24.12	11.2	31.54	16.2	36.85	21.2	40.87	26.2	43.97	31.2	46.33	36.2	48.06	41.2	49.22
1.3	11.33	6.3	24.30	11.3	31.66	16.3	36.94	21.3	40.94	26.3	44.03	31.3	46.37	36.3	48.09	41.3	49.24
1.4	11.75	6.4	24.48	11.4	31.78	16.4	37.03	21.4	41.01	26.4	44.08	31.4	46.41	36.4	48.11	41.4	49.25
1.5	12.16	6.5	24.65	11.5	31.90	16.5	37.12	21.5	41.08	26.5	44.13	31.5	46.45	36.5	48.14	41.5	49.27
1.6	12.55	6.6	24.83	11.6	32.02	16.6	37.21	21.6	41.15	26.6	44.19	31.6	46.49	36.6	48.17	41.6	49.29
1.7	12.93	6.7	25.00	11.7	32.14	16.7	37.30	21.7	41.22	26.7	44.24	31.7	46.53	36.7	48.20	41.7	49.31
1.8	13.30	6.8	25.17	11.8	32.26	16.8	37.39	21.8	41.29	26.8	44.29	31.8	46.57	36.8	48.23	41.8	49.32
1.9	13.65	6.9	25.35	11.9	32.38	16.9	37.48	21.9	41.36	26.9	44.34	31.9	46.61	36.9	48.25	41.9	49.34
2.0	14.00	7.0	25.51	12.0	32.50	17.0	37.56	22.0	41.42	27.0	44.40	32.0	46.65	37.0	48.28	42.0	49.36
2.1	14.34	7.1	25.68	12.1	32.61	17.1	37.65	22.1	41.49	27.1	44.45	32.1	46.69	37.1	48.31	42.1	49.37
2.2	14.67	7.2	25.85	12.2	32.73	17.2	37.74	22.2	41.56	27.2	44.50	32.2	46.72	37.2	48.33	42.2	49.39
2.3	14.99	7.3	26.01	12.3	32.84	17.3	37.82	22.3	41.63	27.3	44.55	32.3	46.76	37.3	48.36	42.3	49.40
2.4	15.30	7.4	26.18	12.4	32.96	17.4	37.91	22.4	41.69	27.4	44.60	32.4	46.80	37.4	48.39	42.4	49.42
2.5	15.61	7.5	26.34	12.5	33.07	17.5	38.00	22.5	41.76	27.5	44.65	32.5	46.84	37.5	48.41	42.5	49.43
2.6	15.91	7.6	26.50	12.6	33.18	17.6	38.08	22.6	41.82	27.6	44.70	32.6	46.87	37.6	48.44	42.6	49.45
2.7	16.21	7.7	26.66	12.7	33.30	17.7	38.17	22.7	41.89	27.7	44.75	32.7	46.91	37.7	48.46	42.7	49.46
2.8	16.50	7.8	26.82	12.8	33.41	17.8	38.25	22.8	41.95	27.8	44.80	32.8	46.95	37.8	48.49	42.8	49.48
2.9	16.78	7.9	26.97	12.9	33.52	17.9	38.34	22.9	42.02	27.9	44.85	32.9	46.98	37.9	48.51	42.9	49.49
3.0	17.06	8.0	27.13	13.0	33.63	18.0	38.42	23.0	42.08	28.0	44.90	33.0	47.02	38.0	48.54	43.0	49.51
3.1	17.33	8.1	27.28	13.1	33.74	18.1	38.50	23.1	42.15	28.1	44.95	33.1	47.06	38.1	48.56	43.1	49.52
3.2	17.60	8.2	27.44	13.2	33.85	18.2	38.58	23.2	42.21	28.2	45.00	33.2	47.09	38.2	48.59	43.2	49.54
3.3	17.86	8.3	27.59	13.3	33.96	18.3	38.67	23.3	42.27	28.3	45.05	33.3	47.13	38.3	48.61	43.3	49.55
3.4	18.12	8.4	27.74	13.4	34.07	18.4	38.75	23.4	42.34	28.4	45.09	33.4	47.16	38.4	48.64	43.4	49.56
3.5	18.38	8.5	27.89	13.5	34.17	18.5	38.83	23.5	42.40	28.5	45.14	33.5	47.20	38.5	48.66	43.5	49.58
3.6	18.63	8.6	28.04	13.6	34.28	18.6	38.91	23.6	42.46	28.6	45.19	33.6	47.23	38.6	48.68	43.6	49.59
3.7	18.88	8.7	28.18	13.7	34.38	18.7	38.99	23.7	42.52	28.7	45.24	33.7	47.27	38.7	48.71	43.7	49.60
3.8	19.12	8.8	28.33	13.8	34.49	18.8	39.07	23.8	42.59	28.8	45.28	33.8	47.30	38.8	48.73	43.8	49.61
3.9	19.36	8.9	28.47	13.9	34.59	18.9	39.15	23.9	42.65	28.9	45.33	33.9	47.34	38.9	48.75	43.9	49.63
4.0	19.60	9.0	28.62	14.0	34.70	19.0	39.23	24.0	42.71	29.0	45.38	34.0	47.37	39.0	48.77	44.0	49.64
4.1	19.83	9.1	28.76	14.1	34.80	19.1	39.31	24.1	42.77	29.1	45.42	34.1	47.40	39.1	48.80	44.1	49.65
4.2	20.06	9.2	28.90	14.2	34.91	19.2	39.39	24.2	42.83	29.2	45.47	34.2	47.44	39.2	48.82	44.2	49.66
4.3	20.29	9.3	29.04	14.3	35.01	19.3	39.47	24.3	42.89	29.3	45.51	34.3	47.47	39.3	48.84	44.3	49.67
4.4	20.51	9.4	29.18	14.4	35.11	19.4	39.54	24.4	42.95	29.4	45.56	34.4	47.50	39.4	48.86	44.4	49.69
4.5	20.73	9.5	29.32	14.5	35.21	19.5	39.62	24.5	43.01	29.5	45.60	34.5	47.54	39.5	48.89	44.5	49.70
4.6	20.95	9.6	29.46	14.6	35.31	19.6	39.70	24.6	43.07	29.6	45.65	34.6	47.57	39.6	48.91	44.6	49.71
4.7	21.16	9.7	29.60	14.7	35.41	19.7	39.77	24.7	43.13	29.7	45.69	34.7	47.60	39.7	48.93	44.7	49.72
4.8	21.38	9.8	29.73	14.8	35.51	19.8	39.85	24.8	43.19	29.8	45.74	34.8	47.63	39.8	48.95	44.8	49.73
4.9	21.59	9.9	29.87	14.9	35.61	19.9	39.92	24.9	43.24	29.9	45.78	34.9	47.67	39.9	48.97	44.9	49.74
5.0	21.79	10.0	30.00	15.0	35.71	20.0	40.00	25.0	43.30	30.0	45.83	35.0	47.70	40.0	48.99	45.0	49.75

Note: When a rating is greater than 50.0, use the value given for a rating equal to 100.0 minus the original rating. For example, if the rating is 873, use the value shown for a rating of 127 (100.0 - 873).

Instructions

Estimating the Reliability of Audience Ratings Estimates/The reliability of a survey estimate is generally defined in terms of the estimated margin of sampling error around the estimate, or confidence interval. The confidence interval describes the extent to which a survey estimate, based on a random sample of a population, may vary from the result that would be obtained through a complete census of that population. (See Page M5, Paragraph 14, for further information.)

Confidence intervals can be obtained for any rating in the "Listener Estimates" section in this report in two steps: (1) determine an estimated standard error and (2) use this estimated standard error to construct a confidence interval around the rating.

1. Determine an estimate of standard error:

a. For AQH and Cume ratings, select the rating for which you want to obtain the standard error and locate the corresponding Table A value. For example, the corresponding Table A value for a 2.9 rating is 16.78. Table A values represent the square root of (the rating x [100 - the rating]); therefore, Table A values are constant across all markets and surveys.

b. For AQH ratings, select the demographic group (down the side) and the daypart (across the top) for the corresponding Table B value. For Cume ratings, select the demographic group (down the side) for the corresponding Table B value in the first column. Table B values are the square roots of the Effective Sample Bases (ESBs) for each market and survey; therefore, Table B values vary from report to report. For example,

a hypothetical Table B value for a Metro AQH rating for Men 25-54, Mon-Fri 6AM-7PM might be 93.14.

c. Divide the Table A value by the Table B value to obtain an estimated standard error. Using the example above, $16.78 \div 93.14 = 0.18$.

2. Use the estimated standard error to construct a confidence interval around the rating:

a. The rating +/- one standard error will yield a 68% confidence interval. In the above example, 2.9 ± 0.18 yields a confidence interval of 2.72 to 3.08. Interpretation: The user can be 68% confident that a census of all Men 25-54 would yield a Mon-Fri 6AM-7PM AQH rating between 2.7 and 3.1.

b. The rating +/- (1.64 x the standard error) yields a 90% confidence interval. In the above example, $2.9 \pm (1.64 \times 0.18)$ yields a confidence interval of 2.60 to 3.20. Interpretation: The user can be 90% confident that a census of all Men 25-54 would yield a Mon-Fri 6AM-7PM AQH rating between 2.6 and 3.2.

c. The rating +/- (1.96 x the standard error) yields a 95% confidence interval (compute as in (b) above), and the rating +/- (2.58 x the standard error) yields a 99% confidence interval (compute as in (b) above).

Estimating Reliability for Projected Numbers of Persons/To estimate standard error (and construct confidence intervals) for Persons estimates rather than ratings: (1) Convert the Persons estimate into a rating. ([Persons ÷ the population] x 100). (2) Determine standard error using the instructions above. (3) Convert standard error for the rating into

standard error for the Persons estimate. ([Standard error x the population] ÷ 100). (4) Use the Persons estimate +/- one standard error for a 68% confidence interval; use the Persons estimate +/- the standard error multiplied by 1.64, 1.96 or 2.58 to get 90%, 95% or 99% confidence intervals, respectively.

Estimating Effective Sample Base (ESB) Sizes/ Approximate ESB for sex/age groups and dayparts can be obtained by squaring Table B values. For example, the estimated ESB for M25-54, Mon-Fri 6AM-7PM, with a hypothetical Table B value of 93.14, would be 93.14 squared, or 8,675. (See Page M5, Paragraph 15, for further information on ESB values.)

For Additional Methodology Details

Please refer to the *Arbitron Radio Description of Methodology and Arbitron Replication II: A Study of the Reliability of Radio Ratings* for further discussion of the above and a discussion of more complex applications.

Limitations

Although Arbitron believes the above-described procedures provide report users with useful estimates of standard errors, the reader should note the limitations described in Paragraphs 14-16 and 18-21 herein on Pages M5-M6.

Metro Table B

Average Quarter-Hour Estimates

Metro Survey Area	All Cume Estimates	Sat 6A-10A	Weekend	Sat 10A-3P	Mon-Fri	Mon-Fri	Weekend	Mon-Fri	Mon-Sun	Mon-Sun	Mon-Sun
		Sat 3P-7P		Sat 7P-MID	6A-10A	10A-3P		6A-10A + 3P-7P			
Persons 12+	68.88	103.57	126.25	102.51	128.53	129.75	151.79	152.16	141.34	156.56	163.22
Persons 18+	*****	*****	120.05	*****	*****	118.89	*****	145.00	*****	*****	155.54
Men											
18+	50.31	*****	*****	*****	*****	*****	*****	*****	*****	*****	121.74
18-24	19.46	*****	*****	*****	*****	*****	*****	*****	*****	*****	56.77
25-34	23.07	*****	*****	*****	*****	*****	*****	*****	*****	*****	61.19
35-44	23.30	*****	*****	*****	*****	*****	*****	*****	*****	*****	58.50
45-54	23.23	*****	*****	*****	*****	*****	*****	*****	*****	*****	57.55
55-64	18.45	*****	*****	*****	*****	*****	*****	*****	*****	*****	49.78
65+	18.37	*****	*****	*****	*****	*****	*****	*****	*****	*****	40.06
12-24	27.45	48.34	*****	47.05	60.94	57.40	71.42	*****	64.34	*****	76.95
18-34	30.55	47.92	58.71	46.25	62.53	58.64	70.99	70.91	68.81	*****	80.42
18-49	41.39	64.22	74.96	62.23	81.43	74.67	90.65	90.54	87.86	*****	102.68
25-49	37.14	56.24	*****	55.42	70.85	65.48	83.37	*****	72.66	*****	89.60
25-54	40.18	60.02	73.57	59.65	75.97	69.88	88.97	82.68	77.53	*****	95.61
35-64	37.84	55.30	69.85	56.48	71.73	66.54	84.47	78.50	73.61	*****	90.78
Women											
18+	54.71	*****	*****	*****	*****	*****	*****	*****	*****	*****	125.76
18-24	20.58	*****	*****	*****	*****	*****	*****	*****	*****	*****	55.78
25-34	25.01	*****	*****	*****	*****	*****	*****	*****	*****	*****	64.07
35-44	24.68	*****	*****	*****	*****	*****	*****	*****	*****	*****	63.64
45-54	25.21	*****	*****	*****	*****	*****	*****	*****	*****	*****	59.86
55-64	20.84	*****	*****	*****	*****	*****	*****	*****	*****	*****	49.75
65+	21.88	*****	*****	*****	*****	*****	*****	*****	*****	*****	49.53
12-24	28.61	46.88	*****	46.34	57.35	58.30	70.31	*****	62.50	*****	73.21
18-34	32.72	50.41	62.24	48.69	63.67	61.67	75.59	70.66	67.60	*****	82.01
18-49	43.44	66.61	80.27	65.06	83.04	79.66	97.49	91.13	87.19	*****	105.78
25-49	39.84	59.13	*****	58.99	74.97	71.32	88.62	*****	81.22	*****	95.73
25-54	43.43	63.76	78.43	63.68	81.03	76.26	95.25	91.31	87.30	*****	102.90
35-64	41.27	59.76	72.28	59.85	75.24	71.80	87.77	84.15	80.45	*****	94.82
Persons											
12-24	37.49	61.24	*****	60.40	75.93	73.69	89.66	*****	82.89	*****	96.41
18-34	41.89	64.65	80.37	62.55	82.43	79.66	96.85	97.08	89.53	*****	104.13
18-49	55.59	84.78	103.12	82.51	105.70	100.13	124.26	124.56	114.87	*****	133.61
25-49	49.44	74.12	*****	73.47	93.05	87.91	109.33	*****	101.07	*****	117.56
25-54	53.47	79.21	97.97	79.00	99.90	94.22	118.05	118.33	109.13	*****	126.93
35-64	50.94	73.55	91.85	74.35	94.26	89.76	110.68	110.95	102.32	*****	119.01
Teens											
12-17	25.93	42.48	*****	43.29	58.07	64.19	66.00	*****	70.20	*****	76.56
Black P12+	19.87	*****	*****	*****	*****	*****	*****	*****	*****	*****	47.08
Hispanic P12+	44.31	*****	*****	*****	*****	*****	*****	*****	*****	*****	104.99

***** Report does not include data for this demographic group

TSA Table B

Total Survey Area	All Cume Estimates	Mon-Sun 6A-MID*
Persons 12+	88.09	204.85
Men		
18-34	39.30	103.19
25-54	51.30	119.19
35-64	48.47	114.49
Women		
18-34	41.21	102.90
25-54	55.27	130.56
35-64	52.23	120.49
Persons		
18-34	53.29	132.95
25-54	68.37	158.93
35-64	64.94	150.56

* Average Quarter-Hour Estimates

DMA Table B

Average Quarter-Hour Estimates

Designated Market Area	All Cume Estimates	Sat 6A-10A	Sat 10A-3P	Mon-Fri	Mon-Fri	Mon-Fri	Mon-Sun
		Sat 3P-7P	Sat 7P-MID	6A-10A	10A-3P		
Persons 12+	76.57	125.09	122.84	156.25	150.60	187.03	204.60
Men							
18-34	37.80	57.84	56.29	74.73	69.84	82.09	99.20
18-49	51.27	76.60	75.13	96.26	89.69	104.69	123.86
25-49	45.36	67.86	67.41	85.00	80.93	88.47	110.79
25-54	49.25	72.67	72.54	91.79	86.71	94.93	117.35
35-64	46.51	67.32	68.75	87.67	82.19	90.44	107.05
Women							
18-34	40.17	62.07	59.55	78.11	76.28	83.27	101.87
18-49	54.32	81.39	79.12	101.71	98.55	107.32	131.05
25-49	48.57	71.55	71.61	91.81	88.60	100.17	122.14
25-54	53.06	77.15	77.17	98.78	94.40	107.24	130.92
35-64	50.51	73.69	73.17	91.88	90.47	99.78	120.92
Teens							
12-17	33.48	53.71	54.39	72.91	79.84	87.73	97.92

Description of Methodology

Introduction

The following Description of Methodology is applicable to the data and estimates contained in the "Listener Estimates" section of this report. A more detailed description of Arbitron methodology can be found in a separate publication titled *Arbitron Radio Description of Methodology* (available at www.arbitron.com) and in other associated relevant documents, made available by Arbitron to all Arbitron syndicated Radio Report subscribers. In the event that the separate publication titled *Arbitron Radio Description of Methodology* conflicts with the "Description of Methodology" printed herein, the latter is considered the more current Description of Methodology.

The Market

1. The Market/An Arbitron Radio Market can be composed of up to three geographic areas: the Metro Survey Area (Metro), the Total Survey Area (TSA) and the Designated Market Area (DMA®). These areas are composed of counties and/or county equivalents (also known as sampling units). A county equivalent generally consists of an independent city or geographic split portion of a whole county. A geographic split county is defined as one or more zip codes within a county and is based on zip code information from Census 2000 data, as updated annually by Claritas, Inc.

a. Metro Survey Area (Metro)

The Metro Survey Area is the primary reporting area of local radio. Arbitron usually defines the Metro Survey Area to include the county(ies) of the majority of the local area stations' city(ies) of license. Additionally, Arbitron may consider such factors as: the historical market definition(s), local trade and commuting patterns, local radio listening patterns, and input from its subscribers. Arbitron Radio Metros may correspond to the federal government's Office of Management and Budget's (OMB) Metropolitan Areas.

Changes to an existing Metro definition will be considered by Arbitron upon receipt of a formal request from at least 75 percent of subscribing station owners. If there are fewer than four subscribing station owners in a market, the request must be made by all subscribing station owners for Arbitron to proceed.

Before a formal request is filed, Arbitron will provide a subscribing station owner with reports that will allow a subscriber to determine the commuting and available listenership data for existing Metro counties and any county contiguous to the current Metro. (*Complete listenership data may not be readily available for dual-city Metro redefinition requests.*)

NOTE: All existing Metro counties and all counties adjacent to existing Metro counties are subject to the Metro evaluation. The two criteria that determine whether evaluated counties are included in the Metro definition are: (i) at least 55.0 percent of listening quarter-hours from the county must be credited to existing Metro stations, and (ii) at least 15.0 percent of commuting from the county must be into the existing Metro. (*See the Arbitron Radio Description of Methodology, Chapter One, "The Market: Changes to Metro Survey Area Definitions," for further information and criteria for adjacent Metro and dual-city Metro redefinitions.*) **Metro evaluation results are final — and automatic.** *This rule applies even if the evaluation finds that one or more counties should be removed from the existing Metro.* Changes in Metro geography implemented through this process will remain in effect for at least three (3) years.

b. Total Survey Area (TSA)

The TSA of an Arbitron Radio Market is designed to provide a comprehensive measure of listening to Metro-licensed radio stations. The TSA is composed of the Metro and any additional counties (or county equivalents) that meet certain criteria for inclusion.

TSA definitions are based on historical radio listening patterns and are updated biennially based on the syndicated diary data used for the most recent Arbitron Radio County Coverage study [excluding any extra sample used for Custom Survey Area Reports (CSARs)]. The specific criteria for adding, retaining, or deleting non-Metro TSA counties are outlined in a separate publication titled *Arbitron Radio Description of Methodology* and in other associated relevant documents.

c. Designated Market Area (DMA®)

The DMA is composed of counties and/or county equivalents, and is defined and updated annually by Nielsen Media Research, Inc., based on historical television viewing patterns. A county or county equivalent is assigned exclusively to one DMA.

Arbitron reports radio listening estimates for the Top 50 DMAs (ranked on TV households) in the Radio Market Reports of all Arbitron Standard radio markets whose Metros are located within the DMA and whose names are contained in the DMA name.

Sampling & Measurement Techniques

2. Sampling Methodology/Survey sample targets are established for the Metro and, if applicable, the non-Metro TSA and/or the DMA. Sample targets are then established for each sampling unit proportional to its Persons 12+ population in the respective survey area subject to minimum sample requirements for Radio County Coverage. The amount of sample ordered is determined by dividing the sampling unit target by the expected rate of response based on previous survey(s) sample performance and other factors.

For each 12-week survey period, a new sample of telephone numbers is computer-selected for each sampling unit through the use of a systematic interval random selection technique. Listed and unlisted telephone numbers are randomly generated using the random digit dial (RDD) technique. Sample RDD numbers are generated from telephone "hundred blocks" containing at least two listed residential telephone numbers based on current telephone listings as provided and updated by Survey Sampling International, LLC (SSI). These qualifying hundred blocks compose the sample frame for each sampling unit. Known residential names and addresses are appended to sample telephone numbers not listed in current telephone directories. Known nonresidential telephone numbers (e.g., businesses, institutions) are excluded from the sample frame. The sample of telephone numbers is then randomly divided into approximately equal weekly groups for diary placement calling.

If a need for additional sample arises after the original sample has been selected by the computer, then such additional sample is generally selected in the same manner and from the same sample frame as the original sample.

3. Arbitron Radio Listening Diary/The Arbitron radio survey is a prealerted, telephone-facilitated mail survey. The survey instrument, Arbitron's seven-day radio listening diary, is self-administered and designed to be personally maintained by all individuals 12 years of age and older (Persons 12+) in each sample household, up to a maximum of nine persons. The diary contains a varying number of questions (depending on the market/market segment) regarding socioeconomic

characteristics of the survey participant(s). Bilingual (Spanish-English) diaries are provided to all survey participants in the Metro of a Hispanic-controlled market who have identified themselves as Hispanic in response to an ethnicity question or from whom ethnic information was not obtained, and to any others indicating a preference for a bilingual diary.

Premiums of varying monetary amounts are provided to encourage respondent cooperation.

4. Diary Placement and Retrieval/Initial contact with listed sample households is by mail, informing them of their selection and that an interviewer will be calling to request their cooperation in the survey. Initial contact with unlisted sample households is by telephone, when an interviewer calls to request participation in the survey.

Arbitron interviewers call selected telephone numbers to: ascertain the possibility of media affiliation; gain consent for participation in the survey; determine the number of Persons 12+ living in the household at the time of the placement call; and, where applicable, determine the race/ethnicity and demographics of the household, including language usage (Spanish-English) of individual residents. Households with more than nine persons 12 years of age and older and media-affiliated households are ineligible for survey participation.

Interviewers are instructed to make a number of attempts to reach every telephone number in the sample. These attempts are made at different hours of the day and evening. Arbitron then sends diaries directly to consenting sample households.

In addition to follow-up by mail from Arbitron, the interviewers are directed to make further contact(s) with consenting sample households by telephone to: make sure the diaries have been received; assist members of the household in understanding the diaries' purpose; answer any questions; remind the diarykeepers to return their diaries after the survey week; and thank them for their participation in the survey.

Explicit instructions are provided to each interviewer, and validation checks are regularly conducted to help ensure that instructions are being properly followed.

Processing Techniques

5. Processing of Diaries/Arbitron makes reasonable efforts to utilize all returned diaries. However, some returned diaries are determined by Arbitron to be unusable. Among those that are unusable are diaries that Arbitron determines: are incomplete; are postmarked and/or arrive before or after established dates; or that otherwise lack essential information. The total number of in-tab diaries may differ from the sample target.

Usable diaries are prepared for computer processing in accordance with procedures listed in Arbitron diary processing manuals and in other associated relevant documents. The listening information in the diaries is then computer-entered so that certain verifications and edits can be made. These include ascription procedures, the allocation of credit for aberrated call letters, and other analyses and pretabulation preparations.

Determining Audience Estimates

6. Determining Audience Estimates/

a. Sample Balancing

The weighting system used by Arbitron, sample balancing, is an iterative marginal weighting technique designed to compensate for disproportionate in-tab from specified marginal classes. Marginal weighting means that in-tab diaries are weighted to represent

the population for each specified marginal class. The number of geographic marginal classes (e.g., counties, county equivalents or county clusters) will vary. The number of sex/age marginal classes is generally 16. In addition, markets that are race and/or ethnically controlled are sample balanced so that in-tab diaries from the race/ethnic group are weighted to represent the population of that race/ethnic group. As a result of this cumulative weighting, a Persons-Per-Diary Value (PPDV) is determined for each in-tab diary. The PPDV is the number of persons that diary is estimated to represent.

b. Cume Persons Estimates

Station Cume Persons estimates are determined by summing the PPDVs for each diary in which a station received listening credit for the time the station is on the air within a daypart. PPDVs are summed for all diaries within the particular demographic group (e.g., Men 18-34, Persons 25-54), then rounded to hundreds.

c. Average Quarter-Hour (AQH) Persons Estimates

Station AQH Persons estimates are determined by multiplying, for each diary, the number of quarter-hours of listening to a station for the time the station is on the air within a daypart by that diary's PPDV. The result of this multiplication is summed for all diaries within the particular demographic group, then divided by the number of quarter-hours the station is on the air within the same daypart, then rounded to hundreds.

d. 4-Book and 2-Book Averages

4-Book and 2-Book Averages are applicable to Continuous Measurement and Fall/Spring markets, respectively. 4-Book and 2-Book Averages are averages of rounded audience estimates for the total demographic group and daypart for each applicable survey. A 4-Book or 2-Book Average is determined for a station if the station is reported in the applicable Radio Market Report for each survey included in the average. A zero value is used for survey(s) for which an estimate did not appear for a station reported in the Radio Market Report. A 4-Book or 2-Book Average is not shown if a station is not reported for one or more of the surveys to be averaged.

e. Rounding

Rounding occurs at various stages in the determination of audience estimates at demographic and daypart summation levels.

f. Broadcast Hours

(i) Local time differences within a market that overlaps time zones are accounted for by adjusting to the time observed by the majority of counties in the Metro of the market being measured. (ii) Only one set of sign-on/sign-off times for a station is used in determining audience estimates for a market report. Arbitron uses the sign-on/sign-off times reported for the month closest to December and the shortest broadcast day within that month as provided by the affected radio station. (iii) Audience estimates are adjusted for the station's broadcast schedule as reported to Arbitron. However, when a station changes sign-on/sign-off time(s) during an Arbitron survey period, the times used in determining audience estimates are based on the sign-on/sign-off times in effect on the last day of the survey period as reported to Arbitron. (iv) Stations broadcasting for less than an entire reported daypart are indicated in the Radio Report by a footnote symbol next to the station's call letters or audience estimates

for the applicable daypart(s). (v) Stations broadcasting for less than an entire daypart must be on the air for a minimum of four quarter-hours on each day of the applicable daypart in order to be reported in that daypart. (vi) Stations should notify Arbitron in writing of any changes in the station's sign-on/sign-off time(s) as soon as they occur but no later than the day after the last day of the survey.

g. Technical Difficulties

Generally, no adjustments are made to either diary entries or published audience estimates for periods of technical difficulty. The notation of technical difficulties in the "Special Notices" section of this report is to assist users of this report in making their own evaluation of the audience estimates. Arbitron will accept information on technical difficulties up to the day after the last day of the survey.

h. Stations on the Air Less Than 12 Weeks

No adjustments are made to the reported estimates for a station that does not broadcast for the entire survey period. Since the time a station is off the air is counted as zero listening in the 12-week average, the reported estimates for a station that is on the air less than the entire survey period could understate the audience for the time the station is on the air.

Criteria for Reporting Stations

7. Criteria for Reporting Stations/To be listed in an Arbitron Radio Market Report, a radio station must engage in systematic regular commercial broadcasting pursuant to the authority of the Federal Communications Commission (FCC) or other appropriate governmental authority. Call letter designations exceeding four characters are shortened to four characters. Generally, reported call letters are the FCC-authorized call letters in effect on the last day of the survey as reported to Arbitron. In the event a station has changed call letters during the survey period, the first call letters listed in the report are those in effect on the last day of the survey, with the station's previous call letters noted immediately below them.

Arbitron maintains a call letter history based on information provided by radio stations, the FCC and other sources. In the event of exchanges of frequencies between stations in a market, the call letters under which audience estimates are published in this report are based on Arbitron's verification and interpretation of information from various relevant sources, which include the FCC and the affected stations. Specifics regarding the above are listed in the "Special Notices" section of this report.

All radio stations, commercial and noncommercial alike, are measured using the same methodology and are included in Metro, TSA and/or DMA Totals. All commercial stations are evaluated using the Minimum Reporting Standards (MRS) as described in Paragraphs 8 and 9. Noncommercial stations are not eligible to be listed in this report and are not considered in MRS evaluations. For report qualification purposes, stations are considered commercial or noncommercial based on their status as of the last day of the survey as reported to Arbitron. Audience estimates for a station that does not meet MRS cannot be obtained in any way from the audience estimates published in this report, including the Target Listener Trends estimates from prior survey periods. However, individual audience estimates for commercial stations that do not meet MRS for this report and noncommercial stations may be obtained through other Arbitron services for which the stations qualify.

8. Minimum Reporting Standards (MRS) for Nonsimulcast Stations/A commercial station that does not simulcast with another station is included in this report if it has met all of the following Minimum Reporting Standards for the Metro or, if applicable, the DMA among Persons 12+ during the Monday-Sunday 6AM-Midnight daypart for the current survey of the market:

- a. The station must have received credit for five or more minutes of listening in a quarter-hour in at least 10 in-tab Metro diaries (10 in-tab DMA diaries for DMA qualification), **and**
- b. The station must have a Metro Cume rating of 0.495 or greater (DMA Cume rating of 0.495 or greater for DMA qualification), **and**
- c. The station must have a Metro Average Quarter-Hour rating of 0.05 or greater (DMA Average Quarter-Hour rating of 0.05 or greater for DMA qualification) for the time the station is on the air during the Monday-Sunday 6AM-Midnight daypart for the current survey of the market.

9. Minimum Reporting Standards (MRS) for Simulcast Stations/MRS for simulcast stations are generally based on the percent of quarter-hours in the Monday-Sunday 6AM-Midnight daypart (when both stations are on the air simultaneously) that the two stations simulcast for every week of the current survey:

- a. 9.49 percent or less - Each station must independently meet the criteria used for nonsimulcast stations. (See Paragraph 8.)
- b. 9.50 percent to 90.49 percent - If one of the two stations meets **all** MRS criteria described in Paragraph 8, the second station is included in the report if it (i) meets the criteria of Paragraphs 8(a) and (b) **and** (ii) achieves an Average Quarter-Hour rating of 0.05 or greater for any of the following dayparts: Monday-Friday 6AM-10AM, 10AM-3PM, 3PM-7PM, 7PM-Midnight; or Monday-Sunday 6AM-Midnight.
- c. 90.50 percent or greater - If the combined audience of the stations is sufficient to meet all criteria of Paragraph 8, then these stations will be listed in the report even though the stations might not meet the MRS criteria if considered individually, so long as each station received a mention in at least one in-tab diary in the applicable survey area anytime during the 24-hour/7-day survey week.

10. Home and Outside Stations/Any Metro-qualifying station that is licensed to a city located within the Metro of a market, or that has requested Metro home status and is recognized under Arbitron's policies and procedures as having an acceptable alternate city identifier, is listed in the market report as a home station.

Stations that meet Arbitron's simulcasting criteria (simulcast combos) may be treated as home stations, although only one of the two stations is home to an Arbitron Metro. Stations in a simulcast combo that are home to *different* Arbitron radio Metros can choose to be listed "above-the-line" as home in both partners' Metros.

All other stations are classified as outside stations. For reports containing a DMA section, outside stations are further classified into: (a) outside the Metro but home to the DMA, or (b) outside the Metro and the DMA. Within each reporting classification, U.S. stations are listed alphabetically followed by non-U.S. stations listed alphabetically.

Simulcast Reporting

11. Station Information/Stations that simulcast for 9.50 percent or more during the Monday-Sunday 6AM-Midnight daypart are listed on the Station Information page in alphabetical order within Home/Outside reporting classifications (see Paragraph 10) with their simulcast partner noted in parentheses next to their call letters. Simulcast partners are further distinguished with the following indicators: * denotes 10 to 50 percent simulcasting; † denotes 51 to 90 percent simulcasting; ‡ denotes 91 to 100 percent simulcasting.

12. Special Notices/Stations that simulcast for 9.50 percent or more during the Monday-Sunday 6AM-Midnight daypart are listed in the "Special Notices" section of this report, along with an indication of the dayparts for which they simulcast 100 percent during the survey period, pursuant to Arbitron's simulcast guidelines. (See Page M7, "Simulcast.")

13. Station Lineup/If two stations simulcast for 9.50 percent or more during the total Monday-Sunday 6AM-Midnight daypart, the stations are reported in the following order for all dayparts: (1) For AM/FM simulcast partners, the AM station is listed in alphabetical sequence within the lineup of qualifying stations within Home/Outside reporting classification (see Paragraph 10) with its FM simulcast partner listed immediately below it; (2) For same-band simulcast partners, the stations are listed consecutively and placed in alphabetical sequence within the lineup of qualifying stations within Home/Outside reporting classification (see Paragraph 10), based on the alphabetical position of the first simulcast partner.

Statistical Reliability

14. Sampling Error/Arbitron estimates are subject to the statistical variances associated with all surveys that use a sample of the universe and, additionally, to all of the factors described in Special Notices and Paragraph 16. Approximations of the sampling error can be developed by use of Tables A and B included herein. These tables were derived from an empirical study that employed "Jack-Knife Replication." This study, published by Arbitron, is titled *Arbitron Replication II: A Study of The Reliability of Radio Ratings*. Tables A and B produce estimates of sampling error at the one standard error (one sigma) level. However, users of this report should keep in mind that, due to the factors discussed in Paragraph 16, the reliability of Arbitron estimates, data and reports and their statistical evaluators cannot be determined to any precise mathematical value or definition.

15. Effective Sample Base (ESB)/Estimates of the Effective Sample Base indicate the size of a simple random sample (in which all diaries have equal value) that would be required to provide the same degree of reliability as the in-tab sample actually used to produce the audience estimates in the "Listener Estimates" section in this report. The statistical reliability of such estimates depends on the ESB and only indirectly on the number of diaries tabulated. Statistical reliability is also affected by factors described in Paragraph 16. Approximations of ESBs may be determined by squaring the values in Table B of this report. The Arbitron formula for estimating ESBs is based upon the empirical study referenced in Paragraph 14. This formula takes into account overlapping Metro sample designs (Embedded Metros) and differences in return rates among sampling units, the individual sex-age categories and race/ethnic groups, where applicable. As a general rule, ESBs for all Cumulative estimates will be less than the number of in-tab diaries, and ESBs for all Average Quarter-Hour estimates will be larger than

the ESBs for Cumulative estimates and may be greater than the number of in-tab diaries for the applicable demo. This is due to the intraclass correlation of the listening between quarter-hours for the various dayparts.

Limitations

16. Limitations/In addition to sources of possible error described elsewhere in this report, the user should be aware of the following limitations:

a. The sample frame is landline telephone numbers. Persons in households without a landline telephone (e.g., without any telephone or with cellular telephone service only) are thereby excluded from the sample frame. Known commercial establishments and other known nonresidential facilities listed in directories are specifically excluded from the sample frame. Steps are taken during diary placement to further exclude: business or other nonresidential telephone numbers inadvertently included in the sample; residents of media-affiliated households; and group quarters residences containing 10 or more individuals 12 years of age and older. Additionally, all possible telephone listings may not be included in the directories available to Survey Sampling International, LLC when Arbitron places its sample order, which may affect the identification of qualifying telephone numbers. Such excluded persons may have listening habits that differ from those of persons included in the survey.

b. Effort is made to exclude households with media affiliation. The inclusion or exclusion of such households from the sample is dependent upon information revealed by the sample household in response to Arbitron's media affiliation question at the time of diary placement, or at any time thereafter, or from other sources.

c. There may be instances where Arbitron instructions are not followed by the interviewer. Also, the interviewer may not be under the direct control of Arbitron, because independent marketing research suppliers are used by Arbitron.

d. Nonresponding persons may have listening habits that differ from those of respondents.

e. Nonresponding persons and other limitations in the original designated sample prevent the in-tab sample from being a perfect probability sample.

f. The sample design and/or response patterns may preclude proportional representation of certain groups within the population such as ethnic groups, racial groups, or persons in certain income or education groups. Such persons may have listening habits that differ from other persons.

g. The primary language spoken by a diarykeeper may influence his or her listening behavior, and persons whose primary language is not English may be differentially represented in the sample. Arbitron does not currently weight its in-tab sample based on primary language spoken by respondents. However, Arbitron intends to complete and implement a system that will accommodate language weighting variables.

h. The limitations in data from Claritas, Inc. are inherent in the Arbitron estimates based thereon. The population estimates from Claritas, Inc. used in designing and weighting the sample are based upon the decennial U.S. Census and are subject to all the limitations inherent therein. In addition, population estimates are subject to limitations such as sampling errors, errors in locating undocumented populations, and processing and recording errors. Furthermore, the sources used by Claritas, Inc. to update populations between decennial Census dates may not include adjustments for known or unknown over- or undercounts of various segments

of the population, including undocumented population groups. In addition, annual population updates may be based on the results of sample surveys and are subject to their respective limitations.

i. Zip code information (including information supplied by diarykeepers) used to produce this report is subject to defects and limitations that are inherent in Arbitron estimates based thereon.

j. Diaries, or portions thereof, may be completed improperly if the diary instructions are not followed by diarykeepers. Such diaries may be unusable and excluded from the survey. Some diary entries may have been made on the basis of hearsay, recall, diarykeeper approximations or could have been influenced by comments made by the interviewer or others to diarykeepers.

k. Human and computer processing errors may occur before or after the diaries are received by Arbitron. Consequently, the degree of variance in the data may be greater than that expected from sampling variance alone.

l. The data upon which Arbitron has based its in-tab sample weighting, including racial or ethnic identification, may not be precise.

m. Defects and limitations found in data supplied by others are inherent in Arbitron estimates based thereon.

n. Data analysis, preprocessing preparation, ascertainment of the data, or postsurvey week telephone validation calls may affect diary listening entries before the data are projected. Diaries, or portions thereof, may thereby be modified or excluded from the survey. These procedures may affect the audience estimates or a station's ability to meet MRS.

o. Arbitron conducts research involving new methods of improving cooperation of diarykeepers and/or securing additional information from such persons. Occasionally, a portion of this research may be integrated with actual surveys and, if and when so done, may cause the degree of variance in the data to be greater than that expected from sampling variance alone.

p. Certain data, such as when a station was on and off the air, facilities, call letters in effect, Station Name claimed, format, programming, Sales Representative, network affiliation(s) and time periods when two stations were simulcast or separately programmed, are based on data supplied by stations, the FCC, industry publications or notices, and/or other sources. These data may not be accurate or timely. Some of the data may affect the way certain audience estimates are determined and/or reported.

q. Situations in which stations use or have used the same call letters or frequency, or have changed call letters or frequency, may result in diarykeeper confusion in correctly identifying the station to which the listening occurred.

r. Rounding occurs at various stages in the determination of audience estimates, at demographic and daypart summation levels. Due to rounding, mathematical manipulation by the user of estimates for narrow dayparts and/or demographic groups may produce a result that may be incongruent with estimates for broader dayparts and/or demographic groups.

s. Reported trends estimates may not be comparable over time due to: methodological or operational changes; changes in survey area definitions or populations; conditions not under Arbitron's control, such as changes in station operations/facilities/special activities; or other factors.

Retention of Survey Materials

17. Retention Schedule/In-tab Arbitron diaries used for the determination of the most current estimates published in this report are retained in the form of electronic images for one year from the date on which this report was first mailed to subscribers by Arbitron. Unusable diaries and other survey materials are retained in paper format or electronic image for one year from the date on which this report was first mailed to subscribers by Arbitron. After such time, diaries and other survey materials are destroyed, pursuant to the retention policy. Subscribers to this report are reminded that any special tabulations of previously published estimates should be ordered before the end of the retention period. Similarly, subscribers to this report interested in scheduling an electronic review of the Arbitron in-tab listening diaries used for this report may do so upon proper appointment with Arbitron's Client Services department in Columbia, MD.

Special Notices

18. Special Notices/To the extent that any provisions contained in this description of methodology are inconsistent or conflict with any provision contained in the "Special Notices" section of this report, such Special Notices are deemed to supersede and/or amend this description of methodology.

Reservation of Rights

19. Reservation of Rights/Arbitron reserves the right to exercise its judgment in modifying, waiving or suspending any policy, procedure or element of methodology that would appear to Arbitron to be unreasonable, illogical or impractical in light of known conditions.

Additionally, Arbitron reserves the right not to produce Arbitron data and/or listening estimates and/or any Arbitron report(s) and/or service(s) whenever, in its judgment, insufficient data are available to meet its minimum research standards, or any event has jeopardized the reliability of the data.

Disclaimer of Warranties

20. DISCLAIMER OF WARRANTIES/ARBITRON MAKES NO WARRANTIES, EXPRESS OR IMPLIED, INCLUDING WITHOUT LIMITATION ANY WARRANTY OF MERCHANTABILITY OR FITNESS, CONCERNING: DATA GATHERED OR OBTAINED BY ARBITRON FROM ANY SOURCE; THE PRESENT OR FUTURE METHODOLOGY EMPLOYED BY ARBITRON IN PRODUCING ARBITRON DATA, ESTIMATES, REPORTS, AND/OR SOFTWARE PROGRAMS; AND/OR THE ARBITRON DATA, ESTIMATES, REPORTS, AND/OR SOFTWARE PROGRAMS PROVIDED BY THIS SERVICE. ALL ARBITRON DATA, ESTIMATES, REPORTS, AND/OR OTHER ASPECTS OF THIS SERVICE REPRESENT ONLY THE OPINION OF ARBITRON AND RELIANCE THEREON AND USE THEREOF SHALL BE AT SUBSCRIBER'S OWN RISK. ALL SOFTWARE PROGRAMS ARE PROVIDED "AS IS-WHERE IS" AND RELIANCE THEREON AND USE THEREOF SHALL BE AT SUBSCRIBER'S OWN RISK. IN NO EVENT SHALL ARBITRON BE LIABLE FOR THE FAILURE OF ANY THIRD PARTY TO PROVIDE ANY DATA OR SERVICES IN CONNECTION WITH THE DATA, REPORTS, AND/OR SOFTWARE LICENSED BY ARBITRON.

Restrictions on Use of Report

21. Restrictions on Use of Report/Each Arbitron radio audience estimate, as well as the map contained herein, is confidential, proprietary to, and copyrighted by Arbitron. All Arbitron audience data and estimates are provided to Arbitron clients pursuant to the terms of both written license agreements between Arbitron and such clients and the restrictions and limitations on use printed herein. All Arbitron audience data and estimates are for the exclusive use of Arbitron clients and their authorized representatives and may be disclosed only to advertisers, prospective advertisers and their agencies for the purpose of obtaining and retaining advertising accounts and through advertising or promotional literature. Any use of Arbitron audience data, estimates, reports, or software programs for the purpose of selling advertising time or space by or on behalf of broadcast, cable, print, Internet, or any other medium must be under the terms of a written license agreement between that medium and Arbitron specifying permitted uses. For an Arbitron client to divulge any data or estimates to a nonsubscribing station, or, unless specifically permitted by Arbitron, to lend and/or give a copy and/or a reproduction of any part of any report or Arbitron software program(s) to any nonsubscriber, including print media, advertisers and/or their agencies, constitutes a breach of the license agreement between Arbitron and client and violation of copyright law. Quotations by clients of the estimates as allowed by this section for purposes of advertising or promotion must identify Arbitron as the source and that Arbitron's data, estimates, reports, and software programs are copyrighted by Arbitron. Users of this report shall also mention that the audience estimates are subject to all qualifications and limitations stated in the Arbitron report, and shall include the appropriate market, survey period, type of audience estimate, applicable day part(s), and applicable demographic group(s) (e.g., Los Angeles, Spring 2005, Metro Survey Area, Average Quarter-Hour Estimates, Monday-Sunday 6AM-Midnight, Persons 25-54).

A subscriber to any particular report may not use the demographic data or audience estimates printed in the "Target Listener Trends" section which reference a market report to which they did not subscribe.

Neither this report, the map contained herein nor any audience estimate may be used in any manner by nonclients of Arbitron without written permission from Arbitron.

Users of audience estimates are referred to the current policies of the Federal Trade Commission relating to the use of audience estimates.

Selected Arbitron Terms

Average Quarter-Hour Persons/The estimated average number of persons who listened to a station for a minimum of five minutes within a reported daypart. The estimate is the average of the reported listening for the total quarter-hours the station was on the air during a reported daypart. This estimate, expressed in hundreds (00), is reported for the Metro, TSA, and DMA, where applicable.

Average Quarter-Hour Rating/The Average Quarter-Hour Persons estimate expressed as a percentage of the appropriate estimated population. This estimate is reported for the Metro and, where applicable, the DMA.

Average Quarter-Hour Share/The Average Quarter-Hour Persons estimate for a given station expressed as a percentage of the Metro Total Average Quarter-Hour Persons estimate within a reported daypart. This estimate is reported for the Metro only.

Cume Duplication/The percentage of estimated Cume Persons for one station that also listened to a second station. This estimate is reported for the Metro only.

Cume Persons/The estimated number of different persons who listened to a station for a minimum of five minutes in a quarter-hour within a reported daypart. (Cume estimates may also be referred to as cumulative or unduplicated estimates.) This estimate, expressed in hundreds (00), is reported for the Metro, TSA, and DMA, where applicable.

Cume Rating/The estimated number of Cume Persons expressed as a percentage of the appropriate estimated population. This estimate is reported for the Metro only.

Daypart/A time period for which audience estimates are reported (e.g., Monday-Friday, 6AM-10AM; Weekend 10AM-7PM).

Designated Market Area (DMA®)/Nielsen Media Research, Inc.'s geographic market design which defines each television market exclusive of others based on measurable viewing patterns. Every county (or county equivalent) in the United States is assigned exclusively to one DMA®.

Diary Mentions/The number of different in-tab diaries in which a station received credit for at least one quarter-hour of listening.

Diarykeeper/Any individual that Arbitron determines to be eligible to receive and is sent survey materials.

Effective Sample Base (ESB)/An estimate of the size of a simple random sample which would be required to produce the same degree of reliability (amount of sampling error) as the sample for a complex survey such as Arbitron's.

Ethnic Composition/Audience estimates for Total, Black and/or Hispanic persons expressed in hundreds (00), ratings and composition percents. Ethnic composition estimates are based on total Metro in-tab diaries and are reported for the Metro if at least 30 Black and/or 30 Hispanic diaries are in-tab for the Metro, as applicable.

Exclusive Cume Audience/The estimated number of Cume Persons who listened to only one selected station within a reported daypart. This estimate is reported for the Metro only.

Group Quarters/For Arbitron sampling purposes, group quarters refers to living arrangements such as college dormitories, military barracks, nursing homes and prisons, plus dwelling units of 10 or more individuals. However, residents of college dorms, military housing, etc., are considered eligible to participate in the survey if the telephone number is assigned to a private telephone serving fewer than 10 individuals.

High-Density Area (HDA)/A zip code-defined sampling unit—either a High-Density Black Area (HDBA) or High-Density Hispanic Area (HDHA)—that may be established in a county within the Metro of an ethnically controlled market. The specific criteria for establishing, retaining, or eliminating an HDA are outlined in a separate publication titled *Arbitron Radio Description of Methodology*.

Home Station/Generally, any station licensed to a city located within a particular Arbitron radio Metro (or a reported Nielsen Media Research, Inc. DMA). A station that is not licensed to a city within an Arbitron radio Metro may be granted "home" status, if it meets certain criteria. (See Page M4, Paragraph 10.)

In-Tab Sample/The number of usable diaries tabulated in producing the report.

Listed Sample/Sample telephone numbers for which names and mailable addresses are published in telephone directories.

Listening Locations/Locations for which audience estimates are reported (At Home, In Car, At Work, Other).

Metro In-Tab Target Index/The ratio of the number of Metro in-tab diaries to the Metro sample target, generally expressed as a whole number.

Metro Survey Area (Metro)/The primary reporting area for local radio. Metro Survey Area definitions may correspond to the federal government's Office of Management and Budget's (OMB) Metropolitan Areas, subject to exceptions dictated by historical industry usage or other marketing considerations as determined by Arbitron.

Metro Totals or DMA Totals/Total reported listening to radio in the Metro or DMA (could refer to AQH or Cume estimates), which includes listening to reported stations, nonqualifying commercial stations, noncommercial stations, cable-only stations, and unidentified stations.

Minimum Reporting Standards (MRS)/Criteria used to determine which stations qualify to be listed in this report. (See Page M4, Paragraphs 8-9.)

Outside Station/A station that is not "home" to a particular Metro and/or DMA. (See "Home Station.")

Persons-Per-Diary Value (PPDV)/The numerical value assigned to each in-tab diary for the purpose of projecting audience estimates to the entire 12+ population in a market. The PPDV reflects the number of persons in the geographic/sex/age/ethnic (if applicable) group represented by each in-tab diary after sample balancing has been performed.

Rating/(See "Average Quarter-Hour Rating" and "Cume Rating.")

Respondents/Sampled persons who provide information in response to survey questions.

Response Rate/The ratio of in-tab diaries to the Estimated Persons in Usable Households, generally expressed as a percentage.

Sample Frame/The universe from which potential respondent households are randomly selected. The sample frame for Arbitron radio surveys is designed to include households with landline telephones.

Sample Target/The in-tab diary sample size objective for a particular survey area.

Sampling Unit/A geographic area consisting of a county or county equivalent (e.g., geographic or ethnic split county, or independent city) for which sample is separately selected and monitored.

Share/(See "Average Quarter-Hour Share.")

Simulcast/The simultaneous broadcast of one station's total and uninterrupted broadcast flow by a second station without variation, except that the two stations may simultaneously air separate commercials or public-service announcements and identify their respective call letters, frequency, Station Name, and/or City Identifier. *Note:* The simultaneous broadcast of programming from a third party (such as a network or syndicator) by stations that have no business relationship with one another will generally not be considered a simulcast.

Split County/A portion of a county, consisting of one or more zip codes, that is recognized as a separate sampling unit for purposes of survey area definition or more discrete sample control.

Technical Difficulty (TD)/Time period(s) of five or more consecutive minutes during the survey period for which a station listed in this report notified Arbitron in writing of: reduced power; intermittent power; signal interference; or times the station was off the air within the station's broadcast day.

Time Spent Listening (TSL)/An estimate of the amount of time the average listener spent with a station (or total radio) during a particular daypart. This estimate, expressed in hours and minutes, is reported for the Metro only.

Total Survey Area (TSA)/A geographic area that includes the Metro Survey Area and may include additional counties (or county equivalents).

Unlisted Sample/Sample telephone numbers for which names and mailable addresses are not published in telephone directories and may or may not be known prior to placement calling.

Unusable Diaries/Returned diaries determined by Arbitron to be unusable according to established criteria.

Unusable Sample/Telephone numbers in the originally selected sample determined by Arbitron to be ineligible for survey participation for reason(s) which include telephone numbers that are disconnected, nonresidential listings, or assigned to households of 10 or more persons age 12 and older; or telephone numbers that belong to those who volunteer that they reside in group quarters or state that a member of the household is media affiliated (in accordance with Arbitron's definition).

Metro Market Profile Sources

PRIZM®

PRIZM is a market segmentation system developed by Claritas, Inc. to help marketers target consumers and profile markets and audiences by lifestyle. Claritas analyzes key demographic characteristics from the U.S. Census and hundreds of millions of actual consumer purchase records to classify each neighborhood in the U.S. into one of 62 distinct PRIZM clusters. Among the characteristics analyzed are income, value and type of housing, marital status, presence and ages of children in a household, ethnicity, urban-suburban-town-rural location, age, sex, occupation, level of education, as well as new car registrations, magazine subscriptions, real estate transactions, and financial data.

The 62 unique PRIZM clusters are organized into 15 broader social groups. Each group is identified by a group code which denotes a basic neighborhood type. (U1-U3 groups are Metro Urban; C1-C3 groups are 2nd City; S1-S3 groups are Metro Suburb; T1-T3 groups are Small Town; and R1-R3 groups are Rural.) When linked to market and radio measurement data, this geodemographic model produces descriptive audience information.

Each PRIZM group's composition in this Metro for Persons 12+ is compared to the group's national composition. The Index of Concentration compares the Metro's composition with the national composition for each PRIZM group. An index of 100 indicates that the Metro has the same percent concentration as that of the nation. An index of 200 means that the Metro's composition is twice that of the nation.

For more information about PRIZM, please call (703) 812-2700. PRIZM is a registered trademark of Claritas, Inc.

Metro Census Data

Claritas, Inc. has furnished Household Data, Group Quarters Populations, Ethnic Populations, Retail Sales and Employer Industries Data to Arbitron for the Winter 2005 Metro definition. Group Quarters Populations, Ethnic Populations, and Household Data are based on Census 2000. Retail Sales and Household Income are based upon Claritas's 2004 Demographic Update. Employer Industries Data are based on the 2001 County Business Patterns reports (U.S. Census Bureau).

1. Total Households are based on Census 2000 data, updated to 1/1/05.

2. Households by Income is grouped into eight discrete income categories. The income reported represents Money Income as defined by the U.S. Census Bureau. Households by Income is shown for total Metro households (Census 2000-based, updated to 1/1/05).

3. Value of Owner-Occupied Housing Units are Census 2000 data. These data include single-family condominiums, and exclude mobile homes, housing units located on 10 or more acres, housing units located on commercial property, and two housing units sharing the same address. The base for the Metro Percent is Census 2000 Metro housing units, which includes total housing units.

4. Monthly Contract Rent of Renter-Occupied Housing Units are Census 2000 data in six monthly contract groups. Median rent is shown for total rented units in this Metro. These data exclude no-cash rental units. The base for the Metro Percent is Census 2000 Metro housing units, which includes total housing units.

5. Household Size categories are for Persons 0+. These categories are based on Census 2000 data, updated to 1/1/05.

6. Seasonal Housing Units are defined as housing units used or intended for use only during certain seasons of the year, and are not included in the total household base (Census 2000). The Metro Percent is Census 2000 total Metro housing units (occupied and unoccupied).

7. Education represents the educational attainment of Persons 25+ in the Metro (Census 2000).

8. Colleges and Universities enrollment is taken from the most current available survey of colleges and universities conducted by the National Center for Education Statistics. Only students enrolled in an accredited degree program are included in the enrollment figures. Percentages for the full-time enrollment are based on total enrollment.

9. Occupation data are Census 2000 data and represent the number of Persons 16+ that are employed in each of six occupation categories. Percentages are based on Census 2000 total Metro employed Persons 16+.

10. Farm Population data are Census 2000 data for total Persons 0+ living on a farm within the Metro definition.

11. Transportation to Work data are Census 2000 data for total Metro employed Persons 16+ who work away from home.

12. Average Travel Time to Work data are Census 2000 data for total Metro employed Persons 16+ who work away from home.

13. Car Ownership by Household data are divided into four Car Ownership categories. Percentages are based on total 1/1/05 household estimates.

Magazine and Newspaper Circulation

Magazine and newspaper circulation data, as of June 2005, were obtained from the Audit Bureau of Circulations' e-Data Division, 900 North Meacham Road, Schaumburg, IL 60173, (847) 605-0909, Copyright 2005, Audit Bureau of Circulations. All rights reserved. Unauthorized copying or reprinting of this information is prohibited.

Newspaper circulation figures represent average estimated paid circulation reported to and covered by the latest available Audit Report. Reported publications are listed in Metro circulation order up to a maximum of 35 newspapers. Arbitron may have adjusted the ABC Newspaper Circulation data for Metros comprised of a portion of one or more counties, to reflect as closely as possible the newspapers' circulation in the Arbitron-defined Metro area. Note that any adjusted data may not represent the newspaper's total circulation. Magazine circulation data are the latest paid circulation for a single issue.

Passenger Car Registrations

The Metro Share of New Private Passenger Car Registrations is supplied by R. L. Polk and Company. Polk prepares monthly reports (actual counts) of new cars registered in each state. Percentages are listed for American car manufacturers and the five leading imports. The top imports are determined through nationwide ranking. Fleet, other commercial or government registrations are not included. Further automotive statistical information may be obtained from R. L. Polk and Company, 26955 Northwestern Highway, Southfield, MI 48034, (248) 728-7000.

More information on Metro Market Profile Sources, including limitations for each service, can be obtained by contacting the individual services.

Methodology: Arbitron 2005 Radio Market Survey Schedule

METRO MKT RANK	MARKET	WINTER 05	SPRING 05	SUMMER 05	FALL 05
243	Abilene, TX		C		C
73	Akron	■	■	■	■
270	Albany, GA		C		C
63	Albany-Schenectady-Troy	■	■	■	■
70	Albuquerque	■	■	■	■
220	Alexandria, LA		C		C
69	Allentown-Bethlehem	■	■	■	■
263	Altoona		•		•
195	Amarillo, TX		C		C
171	Anchorage		•		•
145	Ann Arbor		•		•
134	Appleton-Oshkosh		•		•
162	Asheville		•		•
11	Atlanta	■	■	■	■
135	Atlantic City-Cape May		•		•
109	Augusta, GA		•		•
266	Augusta-Waterbury, ME		C		C
42	Austin	■	■	■	■
82	Bakersfield	■	■	■	■
20	Baltimore	■	■	■	■
215	Bangor		•		•
83	Baton Rouge	■	■	■	■
258	Battle Creek, MI		C		C
133	Beaumont-Port Arthur, TX		C		C
291	Beckley, WV		C		C
228	Bend, OR		C		C
260	Billings, MT		C		C
139	Biloxi-Gulfport-Pascagoula		•		•
179	Binghamton		•		•
57	Birmingham	■	■	■	■
284	Bismarck, ND		C		C
241	Bloomington		•		•
282	Bluefield, WV		C		C
114	Boise		•		•
9	Boston	■	■	■	■
209	Bowling Green, KY		C		C
121	Bridgeport		•		•
295	Brunswick, GA		C		C
233	Bryan-College Station, TX		C		C
52	Buffalo-Niagara Falls	■	■	■	■
136	Burlington-Plattsburgh		•		•
128	Canton		•		•
185	Cape Cod, MA		C		C
296	Casper, WY		C		C
214	Cedar Rapids		•		•
216	Champaign, IL		C		C
87	Charleston, SC	■	■	■	■
181	Charleston, WV		•		•
36	Charlotte-Gastonia-Rock Hill	■	■	■	■
231	Charlottesville, VA		C		C
106	Chattanooga	■	■	■	■
289	Cheyenne, WY		C		C
3	Chicago	■	■	■	■
198	Chico, CA		C		C

METRO MKT RANK	MARKET	WINTER 05	SPRING 05	SUMMER 05	FALL 05
27	Cincinnati	■	■	■	■
206	Clarksville-Hopkinsville, TN-KY		C		C
25	Cleveland	■	■	■	■
96	Colorado Springs	■	■	■	■
256	Columbia, MO		C		C
89	Columbia, SC	■	■	■	■
183	Columbus, GA		•		•
35	Columbus, OH	■	■	■	■
267	Columbus-Starkville-West Point, MS		C		C
169	Concord (Lake Regions)		•		•
285	Cookeville, TN		C		C
137	Corpus Christi		•		•
5	Dallas-Ft. Worth	■	■	■	■
196	Danbury, CT		C		C
58	Dayton	■	■	■	■
90	Daytona Beach		•		•
280	Decatur, IL		C		C
22	Denver-Boulder	■	■	■	■
91	Des Moines	■	■	■	■
10	Detroit	■	■	■	■
192	Dothan, AL		C		C
235	Dubuque, IA		C		C
204	Duluth-Superior		•		•
243	Eau Claire, WI		C		C
76	El Paso	■	■	■	■
248	Elizabeth City-Nags Head, NC		C		C
269	Elkins-Buckhannon-Weston, WV		C		C
217	Elmira-Corning, NY		C		C
165	Erie		•		•
149	Eugene-Springfield		•		•
160	Evansville		•		•
221	Fargo-Moorhead		•		•
144	Fayetteville (Northwest Arkansas)		C		C
127	Fayetteville, NC		•		•
153	Flagstaff-Prescott, AZ		C		C
125	Flint		•		•
213	Florence, SC		C		C
257	Florence-Muscle Shoals, AL		C		C
198	Frederick, MD		C		C
156	Fredericksburg	■	■	■	■
67	Fresno	■	■	■	■
126	Ft. Collins-Greeley, CO		C		C
65	Ft. Myers-Naples-Marco Island		•		•
105	Ft. Pierce-Stuart-Vero Beach		•		•
178	Ft. Smith, AR		C		C
223	Ft. Walton Beach, FL		C		C
104	Ft. Wayne		•		•
86	Gainesville-Ocala	■	■	■	■
286	Grand Forks, ND-MN		C		C
264	Grand Junction, CO		C		C
66	Grand Rapids	■	■	■	■
293	Great Falls, MT		C		C

METRO MKT RANK	MARKET	WINTER 05	SPRING 05	SUMMER 05	FALL 05
188	Green Bay		•		•
45	Greensboro-Winston Salem-High Point	■	■	■	■
88	Greenville-New Bern-Jacksonville	■	■	■	■
59	Greenville-Spartanburg	■	■	■	■
167	Hagerstown-Chambersburg-Waynesboro, MD-PA		C		C
261	Hamptons-Riverhead	■	■	■	■
79	Harrisburg-Lebanon-Carlisle	■	■	■	■
276	Harrisonburg, VA		C		C
50	Hartford-New Britain-Middletown	■	■	■	■
218	Hilton Head, SC		C		C
61	Honolulu	■	■	■	■
7	Houston-Galveston	■	■	■	■
155	Huntington-Ashland		•		•
115	Huntsville	■	■	■	■
41	Indianapolis	■	■	■	■
280	Ithaca, NY		C		C
122	Jackson, MS	■	■	■	■
288	Jackson, TN		C		C
49	Jacksonville	■	■	■	■
98	Johnson City-Kingsport-Bristol	■	■	■	■
188	Johnstown		•		•
289	Jonesboro, AR		C		C
237	Joplin, MO		C		C
184	Kalamazoo		•		•
29	Kansas City	■	■	■	■
157	Killeen-Temple, TX		C		C
71	Knoxville	■	■	■	■
222	La Crosse, WI		C		C
240	Lafayette, IN		•		•
101	Lafayette, LA		•		•
225	Lake Charles, LA		C		C
99	Lakeland-Winter Haven		•		•
112	Lancaster		•		•
120	Lansing-East Lansing	■	■	■	■
208	Laredo, TX		C		C
246	LaSalle-Peru, IL		C		C
38	Las Vegas	■	■	■	■
224	Laurel-Hattiesburg, MS		C		C
278	Lawton, OK		C		C
180	Lebanon-Rutland-White River Junction		•		•
279	Lewiston-Auburn, ME		C		C
100	Lexington-Fayette		•		•
247	Lima, OH		C		C
174	Lincoln		•		•
85	Little Rock	■	■	■	■
2	Los Angeles	■	■	■	■
55	Louisville	■	■	■	■
182	Lubbock		•		•
154	Macon		•		•
95	Madison	■	■	■	■
187	Manchester		•		•

NOTE/Metro ranks listed above are based on Spring 2005 market definitions. The survey frequency of some markets may change.

■ — denotes Continuous Measurement Markets
 • — denotes Standard Radio Market Report
 C — denotes Condensed Radio Market Report

Methodology: Arbitron 2005 Radio Market Survey Schedule

METRO MKT RANK	MARKET	WINTER 05	SPRING 05	SUMMER 05	FALL 05
273	Mankato-New Ulm-St. Peter, MN		C		C
235	Marion-Carbondale (Southern Illinois)		C		C
292	Mason City, IA		C		C
60	McAllen-Brownsville-Harlingen	•		•	
254	Meadville-Franklin, PA		C		C
212	Medford-Ashland, OR		C		C
97	Melbourne-Titusville-Cocoa	•		•	
48	Memphis	■	■	■	■
186	Merced, CA		C		C
294	Meridian, MS		C		C
12	Miami-Ft. Lauderdale-Hollywood	■	■	■	■
37	Middlesex-Somerset-Union	■	■	■	■
32	Milwaukee-Racine	■	■	■	■
16	Minneapolis-St. Paul	■	■	■	■
93	Mobile	■	■	■	■
111	Modesto	•		•	
51	Monmouth-Ocean	•		•	
255	Monroe, LA		C		C
77	Monterey-Salinas-Santa Cruz	■	■	■	■
151	Montgomery	•		•	
265	Montpelier-Barre-St. Johnsbury	•		•	
174	Morgantown-Clarksburg-Fairmont, WV		C		C
110	Morristown, NJ		C		C
205	Muncie-Marion, IN		C		C
232	Muskegon, MI		C		C
164	Myrtle Beach, SC		C		C
44	Nashville	■	■	■	■
18	Nassau-Suffolk (Long Island)	■	■	■	■
170	New Bedford-Fall River, MA		C		C
108	New Haven	•		•	
172	New London, CT		C		C
46	New Orleans	■	■	■	■
230	New River Valley, VA		C		C
1	New York	■	■	■	■
139	Newburgh-Middletown, NY (Mid-Hudson Valley)		C		C
40	Norfolk-Virginia Beach-Newport News	■	■	■	■
190	Odessa-Midland, TX		C		C
53	Oklahoma City	■	■	■	■
207	Olean, NY		C		C
72	Omaha-Council Bluffs	■	■	■	■
39	Orlando	■	■	■	■
119	Oxnard-Ventura	•		•	
150	Palm Springs	•		•	
242	Panama City, FL		C		C
250	Parkersburg-Marietta, WV-OH		C		C
123	Pensacola	•		•	
148	Peoria	•		•	
6	Philadelphia	■	■	■	■
15	Phoenix	■	■	■	■

METRO MKT RANK	MARKET	WINTER 05	SPRING 05	SUMMER 05	FALL 05
238	Pittsburg, KS (Southeast Kansas)		C		C
23	Pittsburgh, PA	■	■	■	■
165	Portland, ME		•		•
24	Portland, OR	■	■	■	■
113	Portsmouth-Dover-Rochester		•		•
161	Poughkeepsie, NY		C		C
34	Providence-Warwick-Pawtucket	■	■	■	■
253	Pueblo	•		•	
13	Puerto Rico	■	■	■	■
141	Quad Cities (Davenport-Rock Island-Moline)		•		•
43	Raleigh-Durham	■	■	■	■
274	Rapid City, SD		C		C
131	Reading, PA		C		C
226	Redding, CA		C		C
124	Reno	•		•	
56	Richmond	■	■	■	■
28	Riverside-San Bernardino	■	■	■	■
115	Roanoke-Lynchburg	•		•	
229	Rochester, MN		C		C
54	Rochester, NY	■	■	■	■
152	Rockford	•		•	
26	Sacramento	■	■	■	■
130	Saginaw-Bay City-Midland	•		•	
146	Salisbury-Ocean City	•		•	
31	Salt Lake City-Ogden-Provo	■	■	■	■
283	San Angelo, TX		C		C
30	San Antonio	■	■	■	■
17	San Diego	■	■	■	■
4	San Francisco	■	■	■	■
33	San Jose	■	■	■	■
173	San Luis Obispo, CA		C		C
203	Santa Barbara, CA		C		C
239	Santa Fe, NM		C		C
210	Santa Maria-Lompoc, CA		C		C
117	Santa Rosa	•		•	
75	Sarasota-Bradenton	•		•	
159	Savannah	•		•	
14	Seattle-Tacoma	■	■	■	■
287	Sebring, FL		C		C
275	Sheboygan, WI		C		C
132	Shreveport	■	■	■	■
272	Sioux City, IA		C		C
177	South Bend	•		•	
92	Spokane	■	■	■	■
80	Springfield, MA	•		•	
143	Springfield, MO	•		•	
219	St. Cloud, MN		C		C
19	St. Louis	■	■	■	■
142	Stamford-Norwalk, CT		C		C
250	State College, PA		C		C
81	Stockton	•		•	
210	Sunbury-Selinsgrove-Lewisburg, PA		C		C

METRO MKT RANK	MARKET	WINTER 05	SPRING 05	SUMMER 05	FALL 05
248	Sussex, NJ		C		C
78	Syracuse	■	■	■	■
163	Tallahassee		•		•
21	Tampa-St. Petersburg-Clearwater	■	■	■	■
202	Terre Haute		•		•
262	Texarkana, TX-AR		C		C
84	Toledo	■	■	■	■
194	Topeka		•		•
192	Traverse City-Petoskey, MI		C		C
138	Trenton, NJ		C		C
201	Tri-Cities, WA (Richland-Kennewick-Pasco)		C		C
62	Tucson	■	■	■	■
64	Tulsa	■	■	■	■
191	Tupelo, MS		C		C
234	Tuscaloosa, AL		C		C
147	Tyler-Longview	•		•	
158	Utica-Rome		•		•
268	Valdosta, GA		C		C
129	Victor Valley		•		•
102	Visalia-Tulare-Hanford		•		•
197	Waco, TX		C		C
8	Washington, DC	■	■	■	■
252	Waterloo-Cedar Falls		•		•
277	Watertown, NY		C		C
168	Wausau-Stevens Point, WI (Central WI)		C		C
47	West Palm Beach-Boca Raton	■	■	■	■
245	Wheeling		•		•
94	Wichita	■	■	■	■
259	Wichita Falls, TX		C		C
68	Wilkes Barre-Scranton	■	■	■	■
271	Williamsport, PA		C		C
74	Wilmington, DE		•		•
176	Wilmington, NC		•		•
227	Winchester, VA		C		C
107	Worcester		•		•
200	Yakima, WA		C		C
103	York	■	■	■	■
118	Youngstown-Warren		•		•

NOTE/Metro ranks listed above are based on Spring 2005 market definitions. The survey frequency of some markets may change.

■ denotes Continuous Measurement Markets
 • denotes Standard Radio Market Report
 C denotes Condensed Radio Market Report

2005 Arbitron Qualitative Delivery Schedule

Scarborough 2005 Release Schedule

Market Name	Release 1	Release 2
Albany, NY	05/26/05	10/27/05
Albuquerque, NM	06/30/05	12/01/05
Atlanta, GA	05/05/05	10/06/05
Austin, TX	06/30/05	12/01/05
Baltimore, MD	06/09/05	11/10/05
Birmingham, AL	06/16/05	11/17/05
Boston, MA	06/23/05	11/23/05
Buffalo, NY	07/07/05	12/08/05
Charleston, WV	07/28/05	12/29/05
Charlotte, NC	06/09/05	11/10/05
Chicago, IL	06/09/05	11/10/05
Cincinnati, OH	06/23/05	11/23/05
Cleveland, OH	06/09/05	11/10/05
Columbus, OH	06/30/05	12/01/05
Dallas, TX	05/26/05	10/27/05
Dayton, OH	07/07/05	12/08/05
Denver, CO	05/26/05	10/27/05
Des Moines, IA	06/16/05	11/17/05
Detroit, MI	04/28/05	09/29/05
El Paso, TX	05/26/05	10/27/05
Flint, MI	07/28/05	12/29/05
Fort Myers, FL	05/05/05	10/06/05
Fresno, CA	04/28/05	09/29/05
Grand Rapids, MI	07/07/05	12/08/05
Greensboro, NC	06/30/05	12/01/05
Greenville, SC	07/14/05	12/15/05
Harrisburg, PA	07/14/05	12/15/05
Hartford, CT	05/12/05	10/13/05
Honolulu, HI	07/07/05	12/08/05
Houston, TX	06/02/05	11/03/05
Indianapolis, IN	05/26/05	10/27/05
Jacksonville, FL	07/21/05	12/22/05
Kansas City, MO	06/16/05	11/17/05
Knoxville, TN	07/28/05	12/29/05
Las Vegas, NV	06/30/05	12/01/05
Lexington, KY	07/28/05	12/29/05
Los Angeles, CA	04/28/05	09/29/05
Louisville, KY	07/21/05	12/22/05
Memphis, TN	07/21/05	12/22/05
Miami, FL	05/05/05	10/06/05
Milwaukee, WI	05/19/05	10/20/05
Minneapolis, MN	05/19/05	10/20/05
Mobile, AL	05/19/05	10/20/05
Nashville, TN	05/19/05	10/20/05
New Orleans, LA	07/21/05	12/22/05
New York, NY	06/02/05	11/03/05
Norfolk, VA	06/23/05	11/23/05
Oklahoma City, OK	07/21/05	12/22/05
Orlando, FL	05/05/05	10/06/05
Philadelphia, PA	05/12/05	10/13/05
Phoenix, AZ	04/28/05	09/29/05
Pittsburgh, PA	06/16/05	11/17/05
Portland, OR	06/16/05	11/17/05
Providence, RI	07/14/05	12/15/05
Raleigh-Durham, NC	07/14/05	12/15/05
Richmond, VA	07/07/05	12/08/05
Roanoke, VA	05/19/05	10/20/05
Rochester, NY	05/26/05	10/27/05
Sacramento, CA	06/09/05	11/10/05
Salt Lake City, UT	05/12/05	10/13/05

(continued)

Scarborough 2005 Release Schedule (continued)

Market Name	Release 1	Release 2
San Antonio, TX	04/28/05	09/29/05
San Diego, CA	04/28/05	09/29/05
San Francisco, CA	05/19/05	10/20/05
Seattle, WA	06/02/05	11/03/05
Spokane, WA	06/23/05	11/23/05
St. Louis, MO	05/12/05	10/13/05
Syracuse, NY	07/28/05	12/29/05
Tampa, FL	05/05/05	10/06/05
Toledo, OH	07/28/05	12/29/05
Tucson, AZ	05/05/05	10/06/05
Tulsa, OK	06/23/05	11/23/05
Washington, DC	06/16/05	11/17/05
West Palm Beach, FL	05/12/05	10/13/05
Wichita, KS	05/12/05	10/13/05
Wilkes-Barre, PA	07/21/05	12/22/05

RetailDirect 2005 Release Schedule

Market Name	2005 Release 1	2005 Release 2
Allentown-Bethlehem, PA	01/27/05	08/15/05
Atlantic City-Cape May, NJ	06/10/05	12/27/05
Bakersfield, CA	05/17/05	11/08/05
Baton Rouge, LA	02/23/05	08/23/05
Charleston, SC	02/23/05	08/23/05
Chattanooga, TN	06/10/05	12/27/05
Colorado Springs, CO	02/23/05	08/23/05
Evansville, IN	04/21/05	10/05/05
Ft. Wayne, IN	12/29/04	08/15/05
Gainesville-Ocala, FL	04/21/05	10/05/05
Greenville-New Bern-Jacksonville, NC	06/10/05	12/27/05
Huntsville, AL	04/21/05	10/05/05
Lafayette, LA	04/21/05	10/05/05
Little Rock, AR	12/29/04	08/15/05
Lubbock, TX	06/10/05	12/27/05
Macon, GA	04/21/05	10/05/05
Monterey-Salinas-Santa Cruz, CA	05/17/05	11/08/05
Omaha-Council Bluffs, NE-IA	02/23/05	08/23/05
Palm Springs, CA	04/21/05	
Rockford, IL	01/27/05	
Santa Barbara, CA	04/21/05	
Springfield, MA	01/27/05	08/15/05
Springfield, MO	02/23/05	08/23/05
Youngstown-Warren, OH	05/17/05	11/08/05

Local Market Qualitative

Arbitron gathers information that describes consumers' demographic, socioeconomic, and lifestyle characteristics, as well as purchase intentions in over 260 markets. Arbitron provides three qualitative services tailored to fit specific market size and marketing requirements: Scarborough caters to large markets, RetailDirect is available in medium markets, and the Qualitative Diary Service is offered in smaller markets ranked 100+. Each service profiles a market, the consumers and the media choices in terms of key characteristics. The three services cover the major retail and media usage categories in almost any area.

A comprehensive listing of the products and categories covered by each local market qualitative service is available online at:

http://www.arbitron.com/radio_stations/home.htm (click on "Qualitative")

2005 Arbitron Qualitative Delivery Schedule

2005 Qualitative Diary Markets*

Abilene, TX Akron, OH Albany, GA Alexandria, LA Altoona, PA Amarillo, TX Anchorage, AK Ann Arbor, MI Appleton-Oshkosh, WI Asheville, NC Augusta, GA Augusta-Waterville, ME Bangor, ME Battle Creek, MI Beaumont-Port Arthur, TX Beckley, WV Bend, OR‡ Billings, MT Biloxi-Gulfport-Pascagoula, MS Binghamton, NY Bismarck, ND Bloomington, IL Bluefield, WV Boise, ID Bowling Green, KY Brunswick, GA Bryan-College Station, TX Burlington-Plattsburgh, VT-NY Canton, OH Cape Cod, MA Casper, WY Cedar Rapids, IA Champaign, IL Charlottesville, VA Cheyenne, WY Chico, CA Clarksville-Hopkinsville, TN-KY Columbia, MO Columbia, SC Columbus, GA Columbus-Starkville-West Point, MS Concord (Lake Regions) Cookeville, TN Corpus Christi, TX Daytona Beach, FL Decatur, IL Dothan, AL Dubuque, IA Duluth-Superior, MN-WI Eau Claire, WI	Elizabeth City-Nags Head, NC Elkins-Buckhannon-Weston, WV‡ Elmira-Corning, NY Erie, PA Eugene-Springfield, OR Fargo-Moorhead, ND-MN Fayetteville (Northwest Arkansas), AR Fayetteville, NC Flagstaff-Prescott, AZ Florence, SC Florence-Muscle Shoals, AL Ft. Collins-Greeley, CO Ft. Smith, AR Ft. Walton Beach, FL Grand Forks, ND-MN Grand Junction, CO Great Falls, MT Green Bay, WI Hagerstown-Chambersburg-Waynesboro, MD-PA Harrisonburg, VA Hilton Head, SC Huntington-Ashland, WV-KY Ithaca, NY Jackson, MS Jackson, TN Johnson City-Kingsport-Bristol, TN-VA Johnstown, PA Jonesboro, AR Joplin, MO Kalamazoo, MI Killeen-Temple, TX La Crosse, WI Lafayette, IN Lake Charles, LA Lakeland-Winter Haven, FL Lansing-East Lansing, MI Laredo, TX LaSalle-Peru, IL Laurel-Hattiesburg, MS Lawton, OK Lebanon-Rutland-White River Junction Lewiston-Auburn, ME Lima, OH Lincoln, NE Madison, WI Manchester, NH Mankato-New Ulm-St. Peter, MN Marion-Carbondale, IL (Southern Illinois) Mason City, IA McAllen-Brownsville-Harlingen, TX	Meadville-Franklin, PA Medford-Ashland, OR Melbourne-Titusville-Cocoa, FL Merced, CA Meridian, MS Modesto, CA Monroe, LA Montgomery, AL Montpelier-Barre-St. Johnsbury Morgantown-Clarksburg-Fairmont, WV Muncie-Marion, IN Muskegon, MI Myrtle Beach, SC New London, CT New River Valley, VA Newburgh-Middletown (Mid-Hudson Valley), NY Odessa-Midland, TX Olean, NY Oxnard-Ventura, CA Panama City, FL Parkersburg-Marietta, WV-OH Peoria, IL Pittsburg, KS (Southeast Kansas) Portland, ME Portsmouth-Dover-Rochester, NH Poughkeepsie, NY Pueblo, CO Puerto Rico Quad Cities (Davenport-Rock Island-Moline), IA-IL Rapid City, SD Reading, PA Redding, CA Reno, NV Rochester, MN Salisbury-Ocean City, MD San Angelo, TX San Luis Obispo, CA Santa Fe, NM Santa Maria-Lompoc, CA Savannah, GA Sebring, FL Sheboygan, WI Shreveport, LA Sioux City, IA South Bend, IN St. Cloud, MN State College, PA Stockton, CA Sunbury-Selinsgrove-Lewisburg, PA‡ Sussex, NJ	Tallahassee, FL Terre Haute, IN Texarkana, TX-AR Topeka, KS Traverse City-Petoskey, MI (formerly Northwest MI) Tri-Cities, WA (Richland-Kennewick-Pasco) Tupelo, MS Tuscaloosa, AL Tyler-Longview, TX Utica-Rome, NY Valdosta, GA Victor Valley, CA Visalia-Tulare-Hanford, CA Waco, TX Waterloo-Cedar Falls, IA Watertown, NY Wausau-Stevens Point (Central Wisconsin), WI Wheeling, WV Wichita Falls, TX Williamsport, PA Wilmington, DE Wilmington, NC Winchester, VA Worcester, MA Yakima, WA
---	--	--	---

* The qualitative information is delivered through MaximiSer at the same time as the ratings data for these markets. ‡ Begins Spring 2005

Arbitron 2005 Summer Delivery Schedule

Market	May-Jun-Jul Arbitrends		Jun-Jul-Aug Arbitrends		Summer Arbitrends		Advance Ratings**		MaximjSer®/Media Professional™		Market Report	TAPSCAN®	
	Date	Time*	Date	Time*	Date	Time*	Date	Time*	ADE	Mail	Mail Date	Date	
Akron	Aug 23	1:00PM LMT	Sep 20	1:00PM	Oct 18	1:00PM	Oct 18	4:00PM	Oct 19	1:00PM	Oct 19	Oct 24	Oct 19
Albany-Schenectady-Troy	Aug 30	10:00AM LMT	Sep 27	10:00AM	Oct 25	10:00AM	Oct 25	1:00PM	Oct 26	10:00AM	Oct 26	Oct 31	Oct 26
Albuquerque	Sep 01	12:30PM LMT	Sep 29	12:30PM	Oct 27	12:30PM	Oct 27	3:30PM	Oct 28	12:30PM	Oct 28	Nov 02	Oct 28
Allentown-Bethlehem	Aug 23	1:00PM LMT	Sep 20	1:00PM	Oct 18	1:00PM	Oct 18	4:00PM	Oct 19	1:00PM	Oct 19	Oct 24	Oct 19
Atlanta	Aug 26	10:00AM LMT	Sep 23	10:00AM	Oct 21	10:00AM	Oct 21	1:00PM	Oct 24	10:00AM	Oct 24	Oct 27	Oct 24
Austin	Sep 01	12:00PM LMT	Sep 29	12:00PM	Oct 27	12:00PM	Oct 27	3:00PM	Oct 28	12:00PM	Oct 28	Nov 02	Oct 28
Bakersfield	Sep 01	1:00PM LMT	Sep 29	1:00PM	Oct 27	1:00PM	Oct 27	4:00PM	Oct 28	1:00PM	Oct 28	Nov 02	Oct 28
Baltimore	Aug 24	10:00AM LMT	Sep 21	10:00AM	Oct 19	10:00AM	Oct 19	1:00PM	Oct 20	10:00AM	Oct 20	Oct 25	Oct 20
Baton Rouge	Sep 01	1:30PM LMT	Sep 29	1:30PM	Oct 27	1:30PM	Oct 27	4:30PM	Oct 28	1:30PM	Oct 28	Nov 02	Oct 28
Birmingham	Aug 30	1:30PM LMT	Sep 27	1:30PM	Oct 25	1:30PM	Oct 25	4:30PM	Oct 26	1:30PM	Oct 26	Oct 31	Oct 26
Boston	Aug 23	11:30AM LMT	Sep 20	11:30AM	Oct 18	11:30AM	Oct 18	2:30PM	Oct 19	11:30AM	Oct 19	Oct 24	Oct 19
Buffalo-Niagara Falls	Aug 25	11:30AM LMT	Sep 22	11:30AM	Oct 20	11:30AM	Oct 20	2:30PM	Oct 21	11:30AM	Oct 21	Oct 26	Oct 21
Charleston, SC	Aug 31	2:30PM LMT	Sep 28	2:30PM	Oct 26	2:30PM	Oct 26	5:30PM	Oct 27	2:30PM	Oct 27	Nov 01	Oct 27
Charlotte-Gastonia-Rock Hill	Aug 30	10:00AM LMT	Sep 27	10:00AM	Oct 25	10:00AM	Oct 25	1:00PM	Oct 26	10:00AM	Oct 26	Oct 31	Oct 26
Chattanooga	Aug 31	1:00PM LMT	Sep 28	1:00PM	Oct 26	1:00PM	Oct 26	4:00PM	Oct 27	1:00PM	Oct 27	Nov 01	Oct 27
Chicago	Aug 22	12:00PM LMT	Sep 19	12:00PM	Oct 17	12:00PM	Oct 17	3:00PM	Oct 18	12:00PM	Oct 18	Oct 21	Oct 18
Cincinnati	Aug 25	10:00AM LMT	Sep 22	10:00AM	Oct 20	10:00AM	Oct 20	1:00PM	Oct 21	10:00AM	Oct 21	Oct 26	Oct 21
Cleveland	Aug 24	11:30AM LMT	Sep 21	11:30AM	Oct 19	11:30AM	Oct 19	2:30PM	Oct 20	11:30AM	Oct 20	Oct 25	Oct 20
Colorado Springs	Sep 01	2:00PM LMT	Sep 29	2:00PM	Oct 27	2:00PM	Oct 27	5:00PM	Oct 28	2:00PM	Oct 28	Nov 02	Oct 28
Columbia, SC	Aug 31	1:00PM LMT	Sep 28	1:00PM	Oct 26	1:00PM	Oct 26	4:00PM	Oct 27	1:00PM	Oct 27	Nov 01	Oct 27
Columbus, OH	Aug 26	10:00AM LMT	Sep 23	10:00AM	Oct 21	10:00AM	Oct 21	1:00PM	Oct 24	10:00AM	Oct 24	Oct 27	Oct 24
Dallas-Ft. Worth	Aug 25	10:30AM LMT	Sep 22	10:30AM	Oct 20	10:30AM	Oct 20	1:30PM	Oct 21	10:30AM	Oct 21	Oct 26	Oct 21
Dayton	Aug 29	10:00AM LMT	Sep 26	10:00AM	Oct 24	10:00AM	Oct 24	1:00PM	Oct 25	10:00AM	Oct 25	Oct 28	Oct 25
Denver-Boulder	Aug 25	11:00AM LMT	Sep 22	11:00AM	Oct 20	11:00AM	Oct 20	2:00PM	Oct 21	11:00AM	Oct 21	Oct 26	Oct 21
Des Moines	Sep 01	10:30AM LMT	Sep 29	10:30AM	Oct 27	10:30AM	Oct 27	1:30PM	Oct 28	10:30AM	Oct 28	Nov 02	Oct 28
Detroit	Aug 23	10:00AM LMT	Sep 20	10:00AM	Oct 18	10:00AM	Oct 18	1:00PM	Oct 19	10:00AM	Oct 19	Oct 24	Oct 19
El Paso	Sep 01	12:30PM LMT	Sep 29	12:30PM	Oct 27	12:30PM	Oct 27	3:30PM	Oct 28	12:30PM	Oct 28	Nov 02	Oct 28
Fredericksburg	Aug 24	1:00PM LMT	Sep 21	1:00PM	Oct 19	1:00PM	Oct 19	4:00PM	Oct 20	1:00PM	Oct 20	Oct 25	Oct 20
Fresno	Aug 30	11:30AM LMT	Sep 27	11:30AM	Oct 25	11:30AM	Oct 25	2:30PM	Oct 26	11:30AM	Oct 26	Oct 31	Oct 26
Gainesville-Ocala	Sep 01	11:30AM LMT	Sep 29	11:30AM	Oct 27	11:30AM	Oct 27	2:30PM	Oct 28	11:30AM	Oct 28	Nov 02	Oct 28
Grand Rapids	Sep 01	10:00AM LMT	Sep 29	10:00AM	Oct 27	10:00AM	Oct 27	1:00PM	Oct 28	10:00AM	Oct 28	Nov 02	Oct 28
Greensboro-Winston Salem-High Point	Aug 31	1:00PM LMT	Sep 28	1:00PM	Oct 26	1:00PM	Oct 26	4:00PM	Oct 27	1:00PM	Oct 27	Nov 01	Oct 27
Greenville-New Bern-Jacksonville	Sep 02	10:00AM LMT	Sep 30	10:00AM	Oct 28	10:00AM	Oct 28	1:00PM	Oct 31	10:00AM	Oct 31	Nov 03	Oct 31
Greenville-Spartanburg	Aug 31	2:30PM LMT	Sep 28	2:30PM	Oct 26	2:30PM	Oct 26	5:30PM	Oct 27	2:30PM	Oct 27	Nov 01	Oct 27
Hamptons-Riverhead	Aug 22	11:30AM LMT	Sep 19	11:30AM	Oct 17	11:30AM	Oct 17	2:30PM	Oct 18	11:30AM	Oct 18	Oct 21	Oct 18
Harrisburg-Lebanon-Carlisle	Aug 31	11:30AM LMT	Sep 28	11:30AM	Oct 26	11:30AM	Oct 26	2:30PM	Oct 27	11:30AM	Oct 27	Nov 01	Oct 27
Hartford-New Britain-Middletown	Aug 23	11:30AM LMT	Sep 20	11:30AM	Oct 18	11:30AM	Oct 18	2:30PM	Oct 19	11:30AM	Oct 19	Oct 24	Oct 19
Honolulu	Aug 29	10:00AM LMT	Sep 26	10:00AM	Oct 24	10:00AM	Oct 24	1:00PM	Oct 25	10:00AM	Oct 25	Oct 28	Oct 25
Houston-Galveston	Aug 25	10:30AM LMT	Sep 22	10:30AM	Oct 20	10:30AM	Oct 20	1:30PM	Oct 21	10:30AM	Oct 21	Oct 26	Oct 21
Huntsville	Sep 02	9:00AM LMT	Sep 30	9:00AM	Oct 28	12:00PM	Oct 28	3:00PM	Oct 31	12:00PM	Oct 31	Nov 03	Oct 31
Indianapolis	Aug 29	9:00AM LMT	Sep 26	9:00AM	Oct 24	9:00AM	Oct 24	12:00PM	Oct 25	9:00AM	Oct 25	Oct 28	Oct 25
Jackson, MS	Sep 01	12:00PM LMT	Sep 29	12:00PM	Oct 27	12:00PM	Oct 27	3:00PM	Oct 28	12:00PM	Oct 28	Nov 02	Oct 28
Jacksonville	Sep 01	10:00AM LMT	Sep 29	10:00AM	Oct 27	10:00AM	Oct 27	1:00PM	Oct 28	10:00AM	Oct 28	Nov 02	Oct 28
Johnson City-Kingsport-Bristol	Sep 01	10:00AM LMT	Sep 29	10:00AM	Oct 27	10:00AM	Oct 27	1:00PM	Oct 28	10:00AM	Oct 28	Nov 02	Oct 28
Kansas City	Aug 26	12:00PM LMT	Sep 23	12:00PM	Oct 21	12:00PM	Oct 21	3:00PM	Oct 24	12:00PM	Oct 24	Oct 27	Oct 24
Knoxville	Aug 31	11:30AM LMT	Sep 28	11:30AM	Oct 26	11:30AM	Oct 26	2:30PM	Oct 27	11:30AM	Oct 27	Nov 01	Oct 27
Lansing-East Lansing	Aug 31	1:00PM LMT	Sep 28	1:00PM	Oct 26	2:30PM	Oct 26	5:30PM	Oct 27	2:30PM	Oct 27	Nov 01	Oct 27
Las Vegas	Aug 29	11:30AM LMT	Sep 26	11:30AM	Oct 24	11:30AM	Oct 24	2:30PM	Oct 25	11:30AM	Oct 25	Oct 28	Oct 25
Little Rock	Sep 01	10:30AM LMT	Sep 29	10:30AM	Oct 27	10:30AM	Oct 27	1:30PM	Oct 28	10:30AM	Oct 28	Nov 02	Oct 28
Los Angeles	Aug 22	10:00AM LMT	Sep 19	10:00AM	Oct 17	10:00AM	Oct 17	1:00PM	Oct 18	10:00AM	Oct 18	Oct 21	Oct 18
Louisville	Aug 29	10:00AM LMT	Sep 26	10:00AM	Oct 24	10:00AM	Oct 24	1:00PM	Oct 25	10:00AM	Oct 25	Oct 28	Oct 25
Madison	Sep 01	1:30PM LMT	Sep 29	1:30PM	Oct 27	1:30PM	Oct 27	4:30PM	Oct 28	1:30PM	Oct 28	Nov 02	Oct 28
Memphis	Aug 30	12:00PM LMT	Sep 27	12:00PM	Oct 25	12:00PM	Oct 25	3:00PM	Oct 26	12:00PM	Oct 26	Oct 31	Oct 26
Miami-Ft. Lauderdale-Hollywood	Aug 26	11:30AM LMT	Sep 23	11:30AM	Oct 21	11:30AM	Oct 21	2:30PM	Oct 24	11:30AM	Oct 24	Oct 27	Oct 24
Middlesex-Somerset-Union	Aug 22	11:30AM LMT	Sep 19	11:30AM	Oct 17	11:30AM	Oct 17	2:30PM	Oct 18	11:30AM	Oct 18	Oct 21	Oct 18

* All times are local market

** All times indicate START of Market calling

Sched - 1



MaximjSer® and Media Professional™ are marks of Arbitron Inc. TAPSCAN® is a registered mark of TAPSCAN Inc., used under license.

Arbitron 2005 Summer Delivery Schedule

Market	May-Jun-Jul Arbitrends		Jun-Jul-Aug Arbitrends		Summer Arbitrends		Advance Ratings**		MaximiSer®/Media Professional™		Market Report	TAPSCAN®	
	Date	Time*	Date	Time*	Date	Time*	Date	Time*	ADE	Mail	Mail Date	Date	
Milwaukee-Racine	Aug 26	12:00PM LMT	Sep 23	12:00PM	Oct 21	12:00PM	Oct 21	3:00PM	Oct 24	12:00PM	Oct 24	Oct 27	Oct 24
Minneapolis-St. Paul	Aug 25	12:00PM LMT	Sep 22	12:00PM	Oct 20	12:00PM	Oct 20	3:00PM	Oct 21	12:00PM	Oct 21	Oct 26	Oct 21
Mobile	Sep 01	12:00PM LMT	Sep 29	12:00PM	Oct 27	12:00PM	Oct 27	3:00PM	Oct 28	12:00PM	Oct 28	Nov 02	Oct 28
Monterey-Salinas-Santa Cruz	Aug 24	11:30AM LMT	Sep 21	11:30AM	Oct 19	11:30AM	Oct 19	2:30PM	Oct 20	11:30AM	Oct 20	Oct 25	Oct 20
Nashville	Aug 30	12:00PM LMT	Sep 27	12:00PM	Oct 25	12:00PM	Oct 25	3:00PM	Oct 26	12:00PM	Oct 26	Oct 31	Oct 26
Nassau-Suffolk (Long Island)	Aug 22	10:00AM LMT	Sep 19	10:00AM	Oct 17	10:00AM	Oct 17	1:00PM	Oct 18	10:00AM	Oct 18	Oct 21	Oct 18
New Orleans	Aug 29	10:30AM LMT	Sep 26	10:30AM	Oct 24	10:30AM	Oct 24	1:30PM	Oct 25	10:30AM	Oct 25	Oct 28	Oct 25
New York	Aug 22	10:00AM LMT	Sep 19	10:00AM	Oct 17	10:00AM	Oct 17	1:00PM	Oct 18	10:00AM	Oct 18	Oct 21	Oct 18
Norfolk-Virginia Beach-Newport News	Aug 31	10:00AM LMT	Sep 28	10:00AM	Oct 26	10:00AM	Oct 26	1:00PM	Oct 27	10:00AM	Oct 27	Nov 01	Oct 27
Oklahoma City	Aug 30	12:00PM LMT	Sep 27	12:00PM	Oct 25	12:00PM	Oct 25	3:00PM	Oct 26	12:00PM	Oct 26	Oct 31	Oct 26
Omaha-Council Bluffs	Aug 29	10:30AM LMT	Sep 26	10:30AM	Oct 24	10:30AM	Oct 24	1:30PM	Oct 25	10:30AM	Oct 25	Oct 28	Oct 25
Orlando	Sep 01	10:00AM LMT	Sep 29	10:00AM	Oct 27	10:00AM	Oct 27	1:00PM	Oct 28	10:00AM	Oct 28	Nov 02	Oct 28
Philadelphia	Aug 23	10:00AM LMT	Sep 20	10:00AM	Oct 18	10:00AM	Oct 18	1:00PM	Oct 19	10:00AM	Oct 19	Oct 24	Oct 19
Phoenix	Aug 29	8:30AM LMT	Sep 26	8:30AM	Oct 24	8:30AM	Oct 24	11:30AM	Oct 25	8:30AM	Oct 25	Oct 28	Oct 25
Pittsburgh, PA	Aug 25	10:00AM LMT	Sep 22	10:00AM	Oct 20	10:00AM	Oct 20	1:00PM	Oct 21	10:00AM	Oct 21	Oct 26	Oct 21
Portland, OR	Aug 29	10:00AM LMT	Sep 26	10:00AM	Oct 24	10:00AM	Oct 24	1:00PM	Oct 25	10:00AM	Oct 25	Oct 28	Oct 25
Providence-Warwick-Pawtucket	Aug 24	11:30AM LMT	Sep 21	11:30AM	Oct 19	11:30AM	Oct 19	2:30PM	Oct 20	11:30AM	Oct 20	Oct 25	Oct 20
Puerto Rico	Aug 26	11:30AM LMT	Sep 23	11:30AM	Oct 21	11:30AM	Oct 21	2:30PM	Oct 24	11:30AM	Oct 24	Oct 27	Oct 24
Raleigh-Durham	Aug 31	10:00AM LMT	Sep 28	10:00AM	Oct 26	10:00AM	Oct 26	1:00PM	Oct 27	10:00AM	Oct 27	Nov 01	Oct 27
Richmond	Aug 31	10:00AM LMT	Sep 28	10:00AM	Oct 26	10:00AM	Oct 26	1:00PM	Oct 27	10:00AM	Oct 27	Nov 01	Oct 27
Riverside-San Bernardino	Aug 23	11:30AM LMT	Sep 20	11:30AM	Oct 18	11:30AM	Oct 18	2:30PM	Oct 19	11:30AM	Oct 19	Oct 24	Oct 19
Rochester, NY	Aug 30	10:00AM LMT	Sep 27	10:00AM	Oct 25	10:00AM	Oct 25	1:00PM	Oct 26	10:00AM	Oct 26	Oct 31	Oct 26
Sacramento	Aug 30	11:30AM LMT	Sep 27	11:30AM	Oct 25	11:30AM	Oct 25	2:30PM	Oct 26	11:30AM	Oct 26	Oct 31	Oct 26
Salt Lake City-Ogden-Provo	Aug 29	11:00AM LMT	Sep 26	11:00AM	Oct 24	11:00AM	Oct 24	2:00PM	Oct 25	11:00AM	Oct 25	Oct 28	Oct 25
San Antonio	Aug 30	10:30AM LMT	Sep 27	10:30AM	Oct 25	10:30AM	Oct 25	1:30PM	Oct 26	10:30AM	Oct 26	Oct 31	Oct 26
San Diego	Aug 23	11:30AM LMT	Sep 20	11:30AM	Oct 18	11:30AM	Oct 18	2:30PM	Oct 19	11:30AM	Oct 19	Oct 24	Oct 19
San Francisco	Aug 24	10:00AM LMT	Sep 21	10:00AM	Oct 19	11:30AM	Oct 19	2:30PM	Oct 20	11:30AM	Oct 20	Oct 25	Oct 20
San Jose	Aug 24	11:30AM LMT	Sep 21	11:30AM	Oct 19	11:30AM	Oct 19	2:30PM	Oct 20	11:30AM	Oct 20	Oct 25	Oct 20
Seattle-Tacoma	Aug 26	10:00AM LMT	Sep 23	10:00AM	Oct 21	10:00AM	Oct 21	1:00PM	Oct 24	10:00AM	Oct 24	Oct 27	Oct 24
Shreveport	Sep 01	10:30AM LMT	Sep 29	10:30AM	Oct 27	10:30AM	Oct 27	1:30PM	Oct 28	10:30AM	Oct 28	Nov 02	Oct 28
Spokane	Sep 02	10:00AM LMT	Sep 30	10:00AM	Oct 28	11:30AM	Oct 28	2:30PM	Oct 31	11:30AM	Oct 31	Nov 03	Oct 31
Springfield, MA	Aug 24	11:30AM LMT	Sep 21	11:30AM	Oct 19	11:30AM	Oct 19	2:30PM	Oct 20	11:30AM	Oct 20	Oct 25	Oct 20
St. Louis	Aug 24	12:00PM LMT	Sep 21	12:00PM	Oct 19	12:00PM	Oct 19	3:00PM	Oct 20	12:00PM	Oct 20	Oct 25	Oct 20
Syracuse	Aug 30	11:30AM LMT	Sep 27	11:30AM	Oct 25	11:30AM	Oct 25	2:30PM	Oct 26	11:30AM	Oct 26	Oct 31	Oct 26
Tampa-St. Petersburg-Clearwater	Aug 26	10:00AM LMT	Sep 23	10:00AM	Oct 21	10:00AM	Oct 21	1:00PM	Oct 24	10:00AM	Oct 24	Oct 27	Oct 24
Toledo	Aug 30	11:30AM LMT	Sep 27	11:30AM	Oct 25	11:30AM	Oct 25	2:30PM	Oct 26	11:30AM	Oct 26	Oct 31	Oct 26
Tucson	Aug 29	10:00AM LMT	Sep 26	10:00AM	Oct 24	10:00AM	Oct 24	1:00PM	Oct 25	10:00AM	Oct 25	Oct 28	Oct 25
Tulsa	Aug 31	1:30PM LMT	Sep 28	1:30PM	Oct 26	1:30PM	Oct 26	4:30PM	Oct 27	1:30PM	Oct 27	Nov 01	Oct 27
Washington, DC	Aug 24	10:00AM LMT	Sep 21	10:00AM	Oct 19	10:00AM	Oct 19	1:00PM	Oct 20	10:00AM	Oct 20	Oct 25	Oct 20
West Palm Beach-Boca Raton	Sep 02	10:00AM LMT	Sep 30	10:00AM	Oct 28	10:00AM	Oct 28	1:00PM	Oct 31	10:00AM	Oct 31	Nov 03	Oct 31
Wichita	Sep 01	12:00PM LMT	Sep 29	12:00PM	Oct 27	12:00PM	Oct 27	3:00PM	Oct 28	12:00PM	Oct 28	Nov 02	Oct 28
Wilkes Barre-Scranton	Aug 22	11:30AM LMT	Sep 19	11:30AM	Oct 17	11:30AM	Oct 17	2:30PM	Oct 18	11:30AM	Oct 18	Oct 21	Oct 18
York	Aug 31	11:30AM LMT	Sep 28	11:30AM	Oct 26	11:30AM	Oct 26	2:30PM	Oct 27	11:30AM	Oct 27	Nov 01	Oct 27

* All times are local market

** All times indicate START of Market calling



MaximiSer® and Media Professional™ are marks of Arbitron Inc. TAPSCAN® is a registered mark of TAPSCAN Inc., used under license.

2005-2006 Radio Survey Schedule

SPRING: March 31 - June 22, 2005

SUMMER: June 30 - September 21, 2005

FALL: September 22 - December 14, 2005

WINTER: January 5 - March 29, 2006

MARCH											
1	2	3	4	5	6	7	8	9	10	11	12
13	14	15	16	17	18	19					
20	21	22	23	24	25	26					
27	28	29	30	31							

APRIL											
1	2	3	4	5	6	7	8	9	10	11	12
13	14	15	16	17	18	19					
20	21	22	23	24	25	26					
27	28	29	30								

MAY											
1	2	3	4	5	6	7	8	9	10	11	12
13	14	15	16	17	18	19					
20	21	22	23	24	25	26					
27	28	29	30	31							

JUNE											
1	2	3	4	5	6	7	8	9	10	11	12
13	14	15	16	17	18	19					
20	21	22	23	24	25	26					
27	28	29	30								

JULY											
1	2	3	4	5	6	7	8	9	10	11	12
13	14	15	16	17	18	19					
20	21	22	23	24	25	26					
27	28	29	30	31							

AUGUST											
1	2	3	4	5	6	7	8	9	10	11	12
13	14	15	16	17	18	19					
20	21	22	23	24	25	26					
27	28	29	30	31							

SEPTEMBER											
1	2	3	4	5	6	7	8	9	10	11	12
13	14	15	16	17	18	19					
20	21	22	23	24	25	26					
27	28	29	30								

OCTOBER											
1	2	3	4	5	6	7	8	9	10	11	12
13	14	15	16	17	18	19					
20	21	22	23	24	25	26					
27	28	29	30	31							

NOVEMBER											
1	2	3	4	5	6	7	8	9	10	11	12
13	14	15	16	17	18	19					
20	21	22	23	24	25	26					
27	28	29	30								

DECEMBER											
1	2	3	4	5	6	7	8	9	10	11	12
13	14	15	16	17	18	19					
20	21	22	23	24	25	26					
27	28	29	30	31							

JANUARY											
1	2	3	4	5	6	7	8	9	10	11	12
13	14	15	16	17	18	19					
20	21	22	23	24	25	26					
27	28	29	30	31							

FEBRUARY											
1	2	3	4	5	6	7	8	9	10	11	12
13	14	15	16	17	18	19					
20	21	22	23	24	25	26					
27	28	29									

MARCH											
1	2	3	4	5	6	7	8	9	10	11	12
13	14	15	16	17	18	19					
20	21	22	23	24	25	26					
27	28	29	30	31							

NOTE:The survey dates are subject to change.

Who to Call at Arbitron

060205

New York

142 West 57th Street/10019
Phone: (212) 887-1300
Fax: (212) 887-1535

Radio Station Services:
Tom O'Sullivan, VP of Sales
(212) 887-1368
Vin Ciavatta, Sr. AM
(212) 887-1304
Jennifer de Castro, Northeast Reg.
Mgr. (212) 887-1306
Brendan Kane (212) 887-1310
Jerry Sacchetti, Sr. AM
(212) 321-3065

Special Projects Coordinator:
Malou Watterson (212) 887-1371

Training Service Consultants:
Susan Richards (212) 887-1367
Laura Van Iderstine (212) 887-1439

Client Service Representative:
Ingrid Petrovitch (212) 887-1336

National Group Services:
Les Tolchin, Sr. VP, National Sales
(212) 887-1302
Rich Tunkel, Senior Sales Mgr.
(212) 887-1326

Rep/Network Services:
Alan Tobkes, Mgr. (212) 887-1354

Radio Programming Services:
Gary Marince, VP of Product
Development (412) 859-3740

Advertiser/Agency Services:
Michael Sharp, Northeast Reg. Mgr.
(212) 887-1502
Joe Loiacono, Sr. National Accts.
Mgr. (212) 887-1325
Lung Huang, Sr. Group AM
(212) 887-1337
Michael Panebianco, Sr. AM
(212) 887-1356
Steve Williamson (212) 887-1377

Training Service Consultant:
Ian Samuel (212) 887-1471

Client Service Representative:
Heidi Weaver (212) 887-1322

Chicago

222 South Riverside Plaza,
Suite 1050/60606
Phone: (312) 542-1900
Fax: (312) 542-1901

Radio Station Services:
John Nolan, Midwest Reg. Mgr.
(312) 542-1877
John Lennon (312) 542-1876
Patrick Pendergast (312) 542-1878
David Rice (312) 542-1874

Media Account Manager:
Kristen Latkowski (312) 542-1867

Training Service Consultants:
Sarah Liddle (312) 542-1882
Amy Lucas (312) 542-1879
Shayna Trappenberg (312) 542-1918

Client Service Representative:
Janeen Becker (312) 542-1892

National Group Services:
Joe Walker, Sr. Training Consultant
(847) 289-8018

Advertiser/Agency Services:
James Tobolski, VP, Sales
(312) 542-1888
Julia Johnston, Mgr.,
(312) 542-1899
Miko Covin (312) 542-1868
Derek Duran (312) 542-1873
Tony Hereau (312) 542-1869
Cheri Tolley (312) 542-1871

Media Account Manager:
Kristen Latkowski (312) 542-1867

Training Service Consultants:
Stephine Coleman (312) 542-1870
Kelly McLean, National
(312) 542-1884

Client Service Representative:
Karen Wridt (312) 542-1917

Advertiser Services:
Alicia Joseph, VP (312) 542-1890

National Accounts Managers:
Keith Garner (312) 542-1920
Chuck McMurray (312) 542-1889
Mike Weglarz (312) 542-1921

Client Service Representative:
Andrew Kim (312) 542-1894

Atlanta

9000 Central Parkway,
Suite 300/30328
Phone: (770) 668-5400
Fax: (770) 668-5417

Radio Station Services:
Jim Remery, Southeast Reg. Mgr.
(770) 668-5412
Jerry Wiese, Marketing Mgr.
(770) 668-5414
Christian Meinhardt (770) 668-5411
Martha Walton (770) 668-5405
Kevin Wolfson (770) 668-5403

Media Account Manager:
Jeff Davidson (770) 668-5407

Training Service Consultant:
Jim Haynes (770) 668-5410
Tamara Hutson (770) 668-5408

Client Service Representative:
Carrie Sexton (770) 668-5421

Urban Media Services:
Julian Davis, Director
(770) 668-5409

Advertiser/Agency Services:
Paul Cannon, Regional Mgr.,
(770) 668-5419
Jennifer Cadoret (770) 668-5432
Katy Flatau (770) 668-5434

Media Account Manager:
Jeff Davidson (770) 668-5407

Training Service Consultant:
Ann Gutterly Brasher
(205) 977-6158
Sarah Teja (678) 867-9374

Los Angeles

10877 Wilshire Blvd.,
Suite 1600/90024
Phone: (310) 824-6600
Fax: (310) 824-6666

Radio Station Services:
Harry Clark, Western Reg. Mgr.
(310) 824-6645
John Basila, Sr. AM (310) 824-6608
David Chipman, Sr. AM
(310) 824-6605
(801) 910-5529
Rob Winston, Sr. AM
(310) 824-6604

Media Account Manager:
Michael Nelson (310) 824-6617

Training Service Consultants:
Don Feuerborn (310) 824-6648
Cynthia Gilmore (310) 824-6637
Eric Rose (310) 824-6636

Client Service Representative:
Judy Ogren (310) 824-6603

Hispanic Services:
Stacie de Armas, Director
(310) 824-6613

Advertiser/Agency Services:
Lovlyn Corbett, National Accounts
Mgr. (310) 824-6644
Debbie Lahm, Sr. AM
(310) 824-6622
Bob Schembri (310) 824-6652
Carrie Stein (310) 824-6613

Media Account Manager:
Michael Nelson (310) 824-6617

Training Service Consultants:
Erica Arakawa (303) 756-8826
Christine Corso (702) 459-2226
Maria Guzman (310) 824-6628

Client Service Representative:
Karen Wridt (312) 542-1917

Advertiser Services:
John Kuyasa, Manager, Strategic
Accounts (310) 824-6620
Thom Piper, National Accounts Mgr.
(310) 824-6662

Advertiser Training Specialist:
Brooke Wagner (310) 824-6649

Dallas

13355 Noel Road, Suite 1120/75240
Phone: (972) 385-5388
Fax: (972) 385-5377

Radio Station Services:
Dennis Seely, VP, Marketing
(972) 385-5363
Harry Clark, Western Reg. Mgr.
(972) 385-5392
Jan Bournstein (972) 385-5398
Joanna Douglas,
Product Development Mgr.
(972) 385-5394
Jennifer Thompson, Prod. Training
Mgr. (972) 385-5391

Media Account Manager:
Mandy Adams (972) 385-5383

Training Service Consultants:
Karen Morris (972) 385-5393
Ramon Padilla (972) 385-5314
Jenny Tsao (972) 385-5390

Client Service Representative:
Jennifer Bratten (972) 385-5382

Latin American Marketing:
Clara Carneiro, VP (972) 385-5384

Client Service Representative:
Ana Pastor-Munoz (972) 385-5370

PPM Programming:
Bob Michaels, VP (972) 385-5357

Advertiser/Agency Services:
Paul Cannon, Regional Mgr.,
(770) 668-5419
Anne Baron (972) 385-5389
Karla Howes, Sr. AM
(972) 385-5379
Karen Miller (972) 385-5344

Media Account Manager:
Mandy Adams (972) 385-5383

Client Service Representative:
Beth Gephart (972) 385-5365

Washington/Baltimore

9705 Patuxent Woods Drive
Columbia, MD 21046
Phone: (410) 312-8000
Fax: (443) 259-7596

Radio Station Services:
Tom O'Sullivan, VP of Sales
(212) 887-1368
Mason Meyer (443) 259-7575

Media Account Manager:
Dave Sullivan (443) 259-7570

Training Service Consultants:
Rich Sheffer (443) 259-7571
Jon Tuengel (443) 259-7522

National Group Services:
Brad Kelly, VP, National Radio Sales
(757) 336-1192
Laura Kutscher, Senior Sales Mgr.
(443) 259-7574
John Snyder, VP, Sales (443) 259-7599

Client Service Representative:
Eileen Messick (443) 259-7595

Rep/Network Services:
Bruce Supovitz, VP, National Radio
Services (410) 312-8797
Michael Powderly, Sr. AM,
National Radio Services
(443) 259-7586

Advertiser/Agency Services:
Neil Schwartz (443) 259-7601

Media Account Manager:
Dave Sullivan (443) 259-7570

Advertiser Services:
Karla Eyerly, National Accounts Mgr.
(443) 259-7593

Press Relations:
Thomas Mocarisky, VP,
Communications
(410) 312-8239

2005 Radio Advisory Council Members

Nick Anthony*

Vice President &
Executive Director of Operations
WQMX-FM

1795 West Market Street
Akron, OH 44313

(330) 864-2268
(330) 864-2261 (fax)
nick@nickanthony.com

Gerry Boehme

Sr. Vice President
Strategic Planning
Katz Media Group

125 West 55th Street, 21st Floor
New York, NY 10019

(212) 424-6784
(917) 206-9085 (fax)
gerry.boehme@katz-media.com
Researcher – Appointed

John Dickey

Executive Vice President
Cumulus Broadcasting Inc.

3535 Piedmont Road
Bldg. 14, 14th Floor
Atlanta, GA 30305

(404) 949-0700
(404) 443-0741 (fax)
john.dickey@cumulus.com
Adult Contemporary – Noncontinuous

Jim Dolan

Vice President & Market Manager
WPOC-FM

711 West 40th Street, Suite 350
Baltimore, MD 21211

(410) 554-1887
(410) 243-1902 (fax)
jimdolan@clearchannel.com
Country – Continuous

Gary Fries

President
Radio Advertising Bureau

261 Madison Avenue, 23rd Floor
New York, NY 10016

(212) 681-7210
(212) 681-7217 (fax)
gfries@rab.com

At Large – Appointed

Steve Goldstein***

Executive Vice President
WLZR

One Turkey Hill Road South
Westport, CT 06880

(203) 221-1666
(203) 222-9633 (fax)
sjgoldstein@sagacom.com

Roger Haddon, Jr.

President/CEO
WQKX-FM

RD 2 County Line Road
Selinsgrove, PA 17870

(570) 286-5838
(570) 743-7837 (fax)
haddon@wqkx.com
CHR/Top 40 – Noncontinuous

John C. Halford

General Manager
WHKX-FM/WHQX-FM

900 Bluefield Avenue
Bluefield, WV 24701

(304) 327-7114
(304) 325-7850 (fax)
jhalford@adventureradio.com
Country – Noncontinuous

Michael Kazala

General Manager
WJRZ-FM

1731 Main Street
South Belmar, NJ 07719

(732) 681-3800
(732) 681-5995 (fax)
mkazala@wrat.com
Gold/Oldies

William E. Kelly**

Market Manager
WKBN-AM

7461 South Avenue
Boardman, OH 44512

(330) 965-0057
(330) 965-8277 (fax)
billkelly@clearchannel.com
News/Talk – Noncontinuous

Ed Levine

President/CEO
WKRH-FM/WKRL-FM

235 Walton Street
Syracuse, NY 13202

(315) 472-9111
(315) 472-1888 (fax)
elevine@galaxycommunications.com
AOR – Continuous

Stu Naar

Executive Vice President/
Director of Research
INTEREP

100 Park Avenue
New York, NY 10017

(212) 818-8912
(212) 916-0774 (fax)
stu_naar@interep.com
Researcher – Appointed

William C. Pasha

Vice President of Programming
Entercom

709 Charingworth Ct.
Westminster, MD 21158

(410) 857-3713
bpasha@sprynet.com
Group Programmer – Appointed

Robert Philips

Senior Vice President & Market Manager
WLIF-FM

600 Washington Avenue, Suite 201
Baltimore, MD 21204

(410) 823-1570
(410) 825-6100 (fax)
rephilips@cbs.com
Adult Contemporary – Continuous

W. Palmer Pyle

President
WGFM-FM

3183 Logan Valley Road
Traverse City, MI 49686

(231) 922-4981 ext. 103
(231) 922-3633 (fax)
ppyle@nsbroadcasting.com
AOR – Noncontinuous

Bill Saurer

Vice President & General Manager
WOBM-AM

2401 Route 66
Ocean, NJ 07712

(732) 897-8282
(732) 897-8283 (fax)
bill.saurer@mrgnj.com
MOR

Steve Sinicropi

Vice President &
General Manager
WHZT-FM

220 North Main Street, Suite 402
Greenville, SC 29601

(864) 282-1037
(864) 370-8505 (fax)
steve.sinicropi@cox.com
CHR/Top 40 – Continuous

McHenry Tichenor, Jr.

KVIV-FM

100 Crescent Court, Suite 700
Dallas, TX 75201

(214) 459-8182
(214) 459-8102 (fax)
mtichenor@univisionradio.com
Hispanic

Michele Williams-Dressekie

General Manager
WMMJ-FM/WKYS-FM

5900 Princess Garden Parkway, #800
Lanham, MD 20706

(301) 306-1111
(301) 306-9474 (fax)
mwilliams@radio-one.com
Black/Urban

* 2005 Chairman

** 2005 Vice Chairman

*** Immediate Past Chairman





New York

142 West 57th Street
New York, New York 10019-3300
(212) 887-1300

Chicago

222 South Riverside Plaza, Suite 1050
Chicago, Illinois 60606-6101
(312) 542-1900

Atlanta

9000 Central Parkway, Suite 300
Atlanta, Georgia 30328-1639
(770) 668-5400

Los Angeles

10877 Wilshire Blvd., Suite 1600
Los Angeles, California 90024-4341
(310) 824-6600

Dallas

13355 Noel Road, Suite 1120
Dallas, Texas 75240-6646
(972) 385-5388

Washington/Baltimore

9705 Patuxent Woods Drive
Columbia, Maryland 21046-1572
(410) 312-8000

© 2005 Arbitron Inc.

