

Winter 2000
Delivery Schedule
Inside!

ARBITRON
THE ARBITRON COMPANY

**New Info
Now @
arbitron.com!**

**See inside front cover
for details.**

Radio Market Report

Philadelphia



Accredited by
Media
Rating Council®

Fall 1999
September 23 - December 15

188 Philadelphia
Fall 1999

ARBITRON

More Ratings, Reports and Insights @ arbitron.com!

*Get Listener First Preference Reports, Format Trends
and the Rating Point Planner Online*

We've expanded the Arbitron Web site once again to help you work faster and more effectively! In addition to the latest Arbitron news you've come to expect from www.arbitron.com, we've added three great new reports to our "Ratings, Reports & Studies" section. These reports will be updated with each survey.

First Preference (P1) Report

Arbitron's new online First Preference Report offers an easy, efficient and useful way of tracking P1s, the core listeners who tune in to one particular station more than any other radio station. While this service replaces the traditional First Preference book, the online First Preference Report provides much more detailed information on the very important P1 audience. Some of the never-before-available features in this report include P1 Time Spent Listening (TSL) information and P1 national averages by format and demo. Plus, users can now compare P1 performance with same-format stations in their market or nationwide. The First Preference Report is available to all radio station and advertising agency clients. MaximiSer® and Media ProfessionalSM clients who are registered Arbitron Data ExpressSM users are automatically registered for online access to the First Preference Report.

American Radio Listening Trends

This section provides a fascinating look at listening trends in the American radio audience. The reports examine what formats Americans listen to, where they listen from and what their demographic breakdown is. The information is based on compilations of top-line data from Arbitron's regular syndicated surveys of radio listeners and consumers and is updated on a continuing basis. Best of all, American Radio Listening Trends reports are available free to anyone visiting the Arbitron Web site.

Rating Point Planner

The Radio Rating Point Planner (RRPP) provides media buyers with Metro AQH Rating averages. Buyers can view averages by rank groups (Top 1, Top 3, Top 5 and Top 10) or by a particular Metro. Information is also available on a variety of demos and dayparts for each of the Top 100 markets as well as some groupings of the Top 100 markets. This service is available to all full-service or regional advertiser and advertising agency clients. Detailed access information is available on the Arbitron Web site.

Radio Market Report

**Winter 2000
Delivery Schedule**

Including Phase 1 &
Phase 2 Arbitrends:
One page in from the
back of the report

1999-2000 Survey Schedule

Fall 1999
September 23 - December 15

Winter 2000
January 6 - March 29

Spring 2000
March 30 - June 21

Summer 2000
June 29 - September 20

Fall 2000
September 21 - December 13

Preface

This report is designed to provide a compilation of radio audience estimates representing radio listening during an average week for this market for the Fall 1999 survey period and other information. The surveys to which the Target Listener Trends estimates apply are identified on the Target Listener Trends pages of this report. The estimates are based on listening information recorded in seven-day diaries by persons 12 years of age and older. All audience estimates are approximations subject to statistical variations and other limitations. The reliability of audience estimates cannot be determined to any precise mathematical value or definition.

This report is intended to furnish radio station, advertiser and agency clients of Arbitron with an aid in evaluating radio audience size and composition. Arbitron attempts to provide herein a summary description of methodology for Arbitron audience estimates contained in the Listener Estimates section of this report. A more detailed description of Arbitron methodology can be found in a separate publication titled *Arbitron Radio Description of Methodology* and other associated relevant documents, available to all Arbitron syndicated Radio Report subscribers.

Warning

All Arbitron audience estimates and Arbitron maps are proprietary and confidential.

Each Arbitron audience estimate and Arbitron map is copyrighted. The unauthorized use of any Arbitron audience estimate or map constitutes copyright infringement which could subject the infringer to statutory damages of up to \$100,000 and criminal penalties of up to one year imprisonment and a \$25,000 fine pursuant to Chapter 5, Sections 504 and 506 of Title 17 of the U.S. Code. All users of this report are referred to "Restrictions on Use of Report" (Page M6, Paragraph 21).

DMA® is a registered service mark of Nielsen Media Research, Inc., and is used pursuant to a license from Nielsen Media Research, Inc.

Contents

The Market	2
Station Information	5
Metro Market Profile	6
Media Targeting 2000/National Profile	10
Rating Distortion/Rating Bias Policies & Procedures	12
Special Notices and Station Activities	13
Listener Estimates	14
Target Listener Trends/Estimates	14
Listener Composition	174
Listening Locations	180
Time Spent Listening	182
Cume Duplication Percent	186
Exclusive & Overnight Listening	189
Ethnic Composition	190
TSA Target Listeners (includes Metro)	193
DMA Target Listeners	196
Methodology	M1
Arbitron Radio Reliability Tables	M1
Description of Methodology	M3
Selected Arbitron Terms	M7
Metro Market Profile Sources	M8
Arbitron Radio Market Survey Schedule	M9
Media Targeting 2000	MT

What MRC accreditation means

The Arbitron Radio Service has been accredited by the Media Rating Council (MRC) since 1968. To merit continued MRC

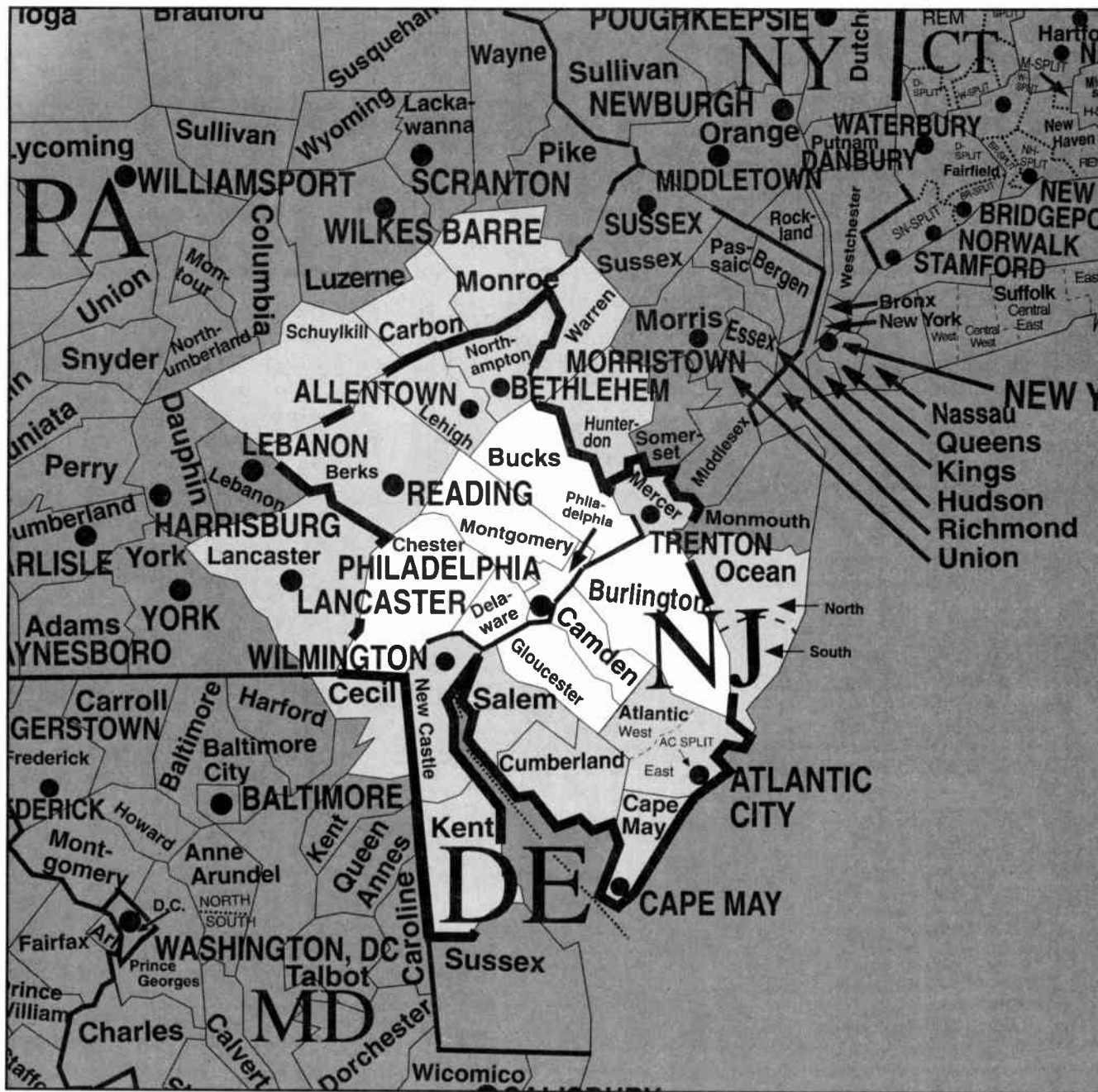
accreditation, Arbitron: (1) adheres to the Council's Minimum Standards for Media Rating Research; (2) supplies full information to the MRC regarding details of its operation; (3) conducts its measurement service substantially in accordance with representations to its subscribers and the Council; and (4) submits to, and pays the cost of, thorough annual audits of accredited Arbitron services by CPA firms engaged by the MRC. In addition to paying sizable audit charges, Arbitron provides office and file space for MRC auditors as well as considerable staff and computer time involved in various aspects of the audit.

Further information about the MRC's accreditation and auditing procedures can be obtained from the Executive Director, Media Rating Council, 200 W. 57th St., Suite 204, New York, New York 10019.

Please note/Users of this report should become familiar with the sections of this report titled "Description of Methodology" (Pages M3-M7) and "Limitations" (Page M5, Paragraph 16). Instructions for estimating reliability and effective sample bases for this report can be found on Pages M1 and M2.

Philadelphia

and Philadelphia DMA®



© 2000 The Arbitron Company

Nonsubscribers to this report may not reproduce this map for any purpose, including but not limited to sales, marketing, advertising or promotional purposes, without the express written permission of The Arbitron Company.

Metro
 TSA
 DMA®

TSA and DMA sampled in Spring and Fall only. For definitions of the terms Metro, TSA and DMA, see Page M3, Paragraph 1, and Page M7, "Selected Arbitron Terms."

Metro Rank: 5

Market Surveyed: Winter, Spring, Summer, Fall

Station Subscribers to This Report*

KYW-AM	WBEB-FM	WDAS-AM	WDAS-FM	WEJM-FM	WEMG-AM
WEMG-FM	WIOQ-FM	WIP-AM	WJBR-FM	WJZJ-FM	WKXW-FM
WLCE-FM	WMGK-FM	WMMR-FM	WOGL-FM	WPEN-AM	WPHI-FM
WPHT-AM	WPLY-FM	WSSJ-AM	WUSL-FM	WWDB-FM	WXTU-FM
WYSP-FM					

* Station subscribers as of release to print.

ARBITRON

Population Estimates and Tabulated (In-Tab) Diaries by County

Estimated P12+ Population	In-Tab	Area	County/ Split County	HDA		Estimated P12+ Population	In-Tab	Area	County/ Split County	HDA	
				ST	Bik. / Hisp.					ST	Bik. / Hisp.
346,400	436	MTD	BURLINGTON	NJ	B	117,800	153	TD	CUMBERLAND	NJ	
413,500	453	MTD	CAMDEN	NJ	B H	104,200	81	T	HUNTERDON	NJ	
205,600	238	MTD	GLOUCESTER	NJ		284,800	630	TD	MERCER	NJ	B
492,500	547	MTD	BUCKS	PA		344,700	550	T	OCEAN NORTH	NJ	
358,200	388	MTD	CHESTER	PA		80,800	122	T	OCEAN SOUTH	NJ	
453,800	520	MTD	DELAWARE	PA	B	54,300	168	TD	SALEM	NJ	
612,100	666	MTD	MONTGOMERY	PA		83,100	249	T	WARREN	NJ	
1,180,900	1,240	MTD	PHILADELPHIA	PA	B H	303,200	423	TD	BERKS	PA	
101,600	130	TD	KENT	DE		50,600	147	T	CARBON	PA	
403,700	1,015	TD	NEW CASTLE	DE	B	379,700	837	T	LANCASTER	PA	
69,500	185	T	CECIL	MD		254,000	740	TD	LEHIGH	PA	
31,900	118	TD	ATLANTIC AC-SPLIT	NJ		108,800	249	T	MONROE	PA	
143,100	666	TD	ATLANTIC EAST	NJ	B	219,500	668	TD	NORTHAMPTON	PA	
28,000	128	TD	ATLANTIC WEST	NJ		128,900	120	T	SCHUYLKILL	PA	
83,600	315	TD	CAPE MAY	NJ							

M - Metro County T - TSA County D - DMA County HDA - High-Density Area (Black or Hispanic) REM - Remainder portion of geographic split county (generally nonmetropolitan according to the federal government's Office of Management and Budget (OMB))

High-Density Area

Black/Hispanic

Combined	Total		Ethnic	
	In-Tab	Est. Pop. 12+	In-Tab	Est. Pop. 12+
HDBA	782	700,700	573	509,200
HDHA	47	56,700	15	32,900

These population estimates are based on 1990 Census data, updated and projected to January 1, 2000, by Market Statistics, a division of Claritas, Inc.

Effective with the Fall 1999 survey, population estimates for this report are based on Market Statistics 1/1/00 whole-county population estimates (1990 Census-based).

For split-county population estimates, the 1/1/00 whole-county populations are allocated to the respective split counties, based on Market Statistics 1/1/99 zip code population estimates (1990 Census-based).

For total Metro in-tab counts for applicable ethnic groups, see Page 4.

Population Estimates and In-Tab Diary Sample by Demographics

	Metro					TSA					DMA				
	Est. Pop.	Est. Pop. % P12+	% Unwgt.		% Wgt.	Est. Pop.	Est. Pop. % P12+	% Unwgt.		% Wgt.	Est. Pop.	Est. Pop. % P12+	% Unwgt.		% Wgt.
			In-Tab Sample	In-Tab Sample				In-Tab Sample	In-Tab Sample				In-Tab Sample	In-Tab Sample	
Men															
12-24	407,200	10.0	448	10.0	10.0	738,900	9.9	1,252	10.3	9.9					
18-24	213,200	5.2	219	4.9	5.2	388,100	5.2	608	5.0	5.2	325,800	5.4	461	4.8	5.4
25-34	342,500	8.4	320	7.1	8.4	615,200	8.3	859	7.1	8.3	512,000	8.4	694	7.2	8.4
35-44	379,600	9.3	409	9.1	9.3	697,200	9.4	1,123	9.2	9.4	569,800	9.4	889	9.2	9.4
45-49	173,100	4.3	194	4.3	4.3	318,600	4.3	544	4.5	4.3	259,700	4.3	433	4.5	4.3
50-54	150,400	3.7	175	3.9	3.7	275,800	3.7	469	3.8	3.7	226,300	3.7	351	3.6	3.7
55-64	217,500	5.4	242	5.4	5.4	399,000	5.4	639	5.2	5.4	327,800	5.4	503	5.2	5.4
65+	257,300	6.3	275	6.1	6.3	505,400	6.8	714	5.9	6.8	393,600	6.5	564	5.8	6.5
18+	1,733,600	42.7	1,834	40.9	42.7	3,199,300	43.0	4,956	40.7	43.0	2,615,000	42.9	3,895	40.4	43.0
Women															
12-24	399,000	9.8	486	10.8	9.8	723,000	9.7	1,296	10.6	9.7					
18-24	213,300	5.2	220	4.9	5.2	386,600	5.2	598	4.9	5.2	324,800	5.3	497	5.2	5.3
25-34	343,800	8.5	391	8.7	8.5	609,500	8.2	1,036	8.5	8.2	507,700	8.3	813	8.4	8.3
35-44	401,100	9.9	490	10.9	9.9	723,000	9.7	1,337	11.0	9.7	595,000	9.8	1,073	11.1	9.8
45-49	187,100	4.6	225	5.0	4.6	337,500	4.5	658	5.4	4.5	278,200	4.6	524	5.4	4.6
50-54	163,000	4.0	196	4.4	4.0	292,500	3.9	548	4.5	3.9	242,800	4.0	432	4.5	4.0
55-64	242,400	6.0	290	6.5	6.0	441,300	5.9	719	5.9	5.9	362,300	6.0	580	6.0	6.0
65+	399,000	9.8	347	7.7	9.8	761,900	10.2	988	8.1	10.2	602,000	9.9	781	8.1	9.9
18+	1,949,700	48.0	2,159	48.1	48.0	3,552,300	47.8	5,884	48.3	47.8	2,912,800	47.8	4,700	48.7	47.8
P18+	3,683,300	90.7	3,993	89.0	90.7	6,751,600	90.8	10,840	89.0	90.8	5,527,800	90.8	8,595	89.1	90.8
Teens 12-17	379,700	9.3	495	11.0	9.3	687,200	9.2	1,342	11.0	9.2	560,700	9.2	1,047	10.9	9.2
Black P12+	767,200	18.9	840	18.7	18.9										
Hispanic P12+	172,500	4.2	180	4.0	4.2										
Total P12+	4,063,000		4,488			7,438,800		12,182			6,088,500		9,642		

Diary Placement/Return

	Metro	TSA	DMA
LST - Est. Usable Households in Sample	2,643	7,726	6,085
UNL - Est. Usable Households in Sample	2,907	7,956	6,531
TOT - Est. Usable Households in Sample	5,550	15,682	12,616
LST - Est. Persons in Usable Households	6,162	17,592	13,935
UNL - Est. Persons in Usable Households	6,984	18,932	15,486
TOT - Est. Persons in Usable Households	13,146	36,524	29,421
LST - Contacted Households	2,526	7,294	5,746
UNL - Contacted Households	2,645	7,221	5,912
TOT - Contacted Households	5,171	14,515	11,658
LST - Households Accepting Diaries	1,789	4,996	3,925
UNL - Households Accepting Diaries	1,968	5,107	4,194
TOT - Households Accepting Diaries	3,757	10,103	8,119
LST - Persons Sent Diaries	4,197	11,465	9,060
UNL - Persons Sent Diaries	4,780	12,289	10,059
TOT - Persons Sent Diaries	8,977	23,754	19,119
LST - Diaries In-Tab	2,210	6,315	4,906
UNL - Diaries In-Tab	2,278	5,867	4,736
TOT - Diaries In-Tab	4,488	12,182	9,642
Metro Sample Target	4,630		
Metro In-Tab/Target Index	97		
Metro Response Rate %	34		

These population estimates are based on 1990 Census data, updated and projected to January 1, 2000, by Market Statistics, a division of Claritas, Inc.

Effective with the Fall 1999 survey, population estimates for this report are based on Market Statistics 1/1/00 whole-county population estimates (1990 Census-based).

For split-county population estimates, the 1/1/00 whole-county populations are allocated to the respective split counties, based on Market Statistics 1/1/99 zip code population estimates (1990 Census-based).

LST - Listed UNL - Unlisted TOT - Total

(For information on Sampling and Measurement Techniques, see Page M3, Paragraph 2.)

Station Information

For Stations Listed in This Report

Home to Arbitron Radio Metro Area

[Stations listed alphabetically left to right.]

- (s) **KYW-AM 1060**
Independence Mall E
Philadelphia, PA 19106
(215) 238-4971 Fax: (215) 238-4545
Format: All News
Sales Rep: CBS RADIO SALES
Network: CBS, ABC, CNN
City of Lic./Alt City ID: Philadelphia, PA
County/Split Co.: Philadelphia, PA
Power Day/Night (watts): 50,000/50,000
- (s) **WBEB-FM 101.1**
10 Presidential Blvd
Bala Cynwyd, PA 19004
(610) 667-8400 Fax: (610) 667-6795
Format: Adult Contemporary
Sales Rep: MCGAVREN GUILD
Network: IND
City of Lic./Alt City ID: Philadelphia, PA
County/Split Co.: Philadelphia, PA
ERP (watts) / HAAT (meters): 14,000/287
- (s) **WDAS-AM 1480**
23 West City Line Ave
Bala Cynwyd, PA 19004
(610) 617-8500 Fax: (610) 617-8501
Format: Religious
Sales Rep: EASTMAN RADIO, INC
Network: AURN, AMFM
City of Lic./Alt City ID: Philadelphia, PA
County/Split Co.: Philadelphia, PA
Power Day/Night (watts): 5,000/1,000
- (s) **WOAS-FM 105.3**
23 West City Line Ave
Bala Cynwyd, PA 19004
(610) 617-8500 Fax: (610) 617-8501
Format: Urban Adult Contemporary
Sales Rep: EASTMAN RADIO, INC
Network: ABC
City of Lic./Alt City ID: Philadelphia, PA
County/Split Co.: Philadelphia, PA
ERP (watts) / HAAT (meters): 16,500/266
- (s) **WEJM-FM 95.7**
1 Bala Plz Ste 424
Bala Cynwyd, PA 19004
(610) 771-0957 Fax: (610) 771-9690
Format: Rhythmic Oldies
Sales Rep: MCGAVREN GUILD
Network: IND
City of Lic./Alt City ID: Philadelphia, PA
County/Split Co.: Philadelphia, PA
ERP (watts) / HAAT (meters): 50,000/153
- (s) **WEMG-AM 900** (simulcast w/WEMG-FM)‡
1080 N Delaware Ave Ste 500
Philadelphia, PA 19125
(215) 426-1900 Fax: (215) 426-1550
Format: Spanish Tropical
Sales Rep: CABALLERO SPANISH MEDIA, INC
Network: IND
City of Lic./Alt City ID: Philadelphia, PA
County/Split Co.: Philadelphia, PA
Power Day/Night (watts): 1,000/42
- (s) **WEMG-FM 104.9** (simulcast w/WEMG-AM)‡
1080 N Delaware Ave Ste 500
Philadelphia, PA 19125
(215) 426-1900 Fax: (215) 426-1550
Format: Spanish Tropical
Sales Rep: CABALLERO SPANISH MEDIA, INC
Network: IND
City of Lic./Alt City ID: <Egg Hrbr/Phildphi>, NJ
County/Split Co.: Atlantic East, NJ
ERP (watts) / HAAT (meters): 10,000/155
- (s) **WIP-AM 610**
441 N 5th St
Philadelphia, PA 19123
(215) 922-5000 Fax: (215) 922-2364
Format: All Sports
Sales Rep: INTEREP
Network: WESTWD, CBS
City of Lic./Alt City ID: Philadelphia, PA
County/Split Co.: Philadelphia, PA
Power Day/Night (watts): 5,000/5,000
- (s) **WJWZ-FM 106.1**
440 Domino Ln
Philadelphia, PA 19128
(215) 508-1200 Fax: (215) 508-4444
Format: New AC (NAC)/Smooth Jazz
Sales Rep: CHRISTAL RADID
Network: AMFM
City of Lic./Alt City ID: Philadelphia, PA
County/Split Co.: Philadelphia, PA
ERP (watts) / HAAT (meters): 22,500/226
- (s) **WJQQ-FM 102.1**
1 Bala Plz 2nd Fl Ste 243 W
Bala Cynwyd, PA 19004
(610) 667-8100 Fax: (610) 668-4657
Format: Contemporary Hit Radio
Sales Rep: EASTMAN RADID, INC
Network: IND
City of Lic./Alt City ID: Philadelphia, PA
County/Split Co.: Philadelphia, PA
ERP (watts) / HAAT (meters): 27,000/204
- (s) **WMGK-FM 102.9**
3rd Fl W 1 Bala Cynwyd Plz
Bala Cynwyd, PA 19004
(610) 667-8500 Fax: (610) 664-9610
Format: 70's Oldies/Classic Hits
Sales Rep: MCGAVREN GUILD
Network: IND
City of Lic./Alt City ID: Philadelphia, PA
County/Split Co.: Philadelphia, PA
ERP (watts) / HAAT (meters): 8,500/360
- (s) **WMMR-FM 93.3**
Dne Bala Plaza #424
Bala Cynwyd, PA 19004
(610) 771-0933 Fax: (610) 771-9710
Format: Album Oriented Rock
Sales Rep: MCGAVREN GUILD
Network: IND
City of Lic./Alt City ID: Philadelphia, PA
County/Split Co.: Philadelphia, PA
ERP (watts) / HAAT (meters): 18,000/252
- (s) **WLCE-FM 104.5**
Dne Bala Plz Ste 243
Bala Cynwyd, PA 19004
(610) 668-0750 Fax: (610) 668-8253
Format: Adult Contemporary
Sales Rep: KATZ RADID
Network: IND
City of Lic./Alt City ID: Philadelphia, PA
County/Split Co.: Philadelphia, PA
ERP (watts) / HAAT (meters): 16,000/266
- (s) **WNAP-AM 1110**
2311 Old Arch Rd
Norristown, PA 19401
(610) 272-7600 Fax: (610) 272-5793
Format: Religious
Sales Rep: IN HHOUSE
Network: IND
City of Lic./Alt City ID: Norristown/Phildel, PA
County/Split Co.: Montgomery, PA
Power Day/Night (watts): 4,800/NA

- (s) Station subscribers as of release to print
* Simulcasting 10%-50%, Mon-Sun, 6AM-Midnight
† Simulcasting 51%-90%, Mon-Sun, 6AM-Midnight
‡ Simulcasting 91%-100%, Mon-Sun, 6AM-Midnight
> Indicates home status is based on station's Alternate City ID, rather than on station's legally authorized City of License.

The data above are the most current data provided to Arbitron as of the last day of this survey period. Commercial stations are listed only if they have met Arbitron's Minimum Reporting Standards for this survey (see Page M4, Paragraphs 7-10 of this report). Noncommercial stations and nonqualifying commercial stations are not listed in this report (see Page M4, Paragraph 7). The county or split county listing reflects the geographic location of the station's City of License. Stations for which no Sales Representative or format information is on file with Arbitron are listed above by "N/A." See Page 13 of this report for additional station information.

Network Affiliation Abbreviations

ABC: ABC Radio Networks
AMFM: AMFM Radio Network
APNET: Associated Press Radio Network
AURN: American Urban Radio Network
BNN: Business News Network
CAR: Cadena Caracol Network
CBS: CBS Radio Networks
CNN: Westwood One CNN Plus Radio Network
ESPN: ESPN Radio Network
JRN: Jones Radio Network
SBUSA: Sports Byline USA
SOURCE: Westwood One Source Radio Network
SRN: Salem Radio Network

TALKNT: Talknet
TARN: Talk America Radio Network
UBN: United Broadcasting Network
UNICA: Radio Unica Network
UPI: United Press International Radio Network
USA: USA Radio Network
WESTWD: Westwood One Radio Network
1-ON-1: One-on-One Sports Radio Network

IND: Denotes stations that have not reported to Arbitron an affiliation with any of the above radio networks.

continued...

Station Information (continued)

For Stations Listed in This Report

Home to Arbitron Radio Metro Area (continued)

[Stations listed alphabetically left to right.]

(s) **WOGL-FM 98.1**
City Line + Monument Aves
Philadelphia, PA 19131
(610) 668-5940 Fax: (610) 667-1904
Format: Oldies
Sales Rep: CBS RADIO SALES
Network: CBS
City of Lic./Alt City ID: Philadelphia, PA
County/Split Co.: Philadelphia, PA
ERP (watts) / HAAT (meters): 12,500/305

(s) **WPEN-AM 950**
3rd Fl W 1 Bala Cynwyd Plz
Bala Cynwyd, PA 19004
(610) 667-8500 Fax: (610) 664-9610
Format: Adult Standards
Sales Rep: MCGAVREN GUILD
Network: WESTWD
City of Lic./Alt City ID: Philadelphia, PA
County/Split Co.: Philadelphia, PA
Power Day/Night (watts): 5,000/5,000

(s) **WPHI-FM 103.9**
100 Old York Rd Ste A-1
Jenkintown, PA 19046
(215) 884-9400 Fax: (215) 884-1707
Format: Urban Contemporary
Sales Rep: MCGAVREN GUILD
Network: IND
City of Lic./Alt City ID: Jenkintown/Phila, PA
County/Split Co.: Montgomery, PA
ERP (watts) / HAAT (meters): 340/305

(s) **WPHT-AM 1210**
10 Monument Rd
Bala Cynwyd, PA 19004
(610) 668-5984 Fax: (610) 668-5888
Format: Talk/Personality
Sales Rep: INTEREP
Network: CBS
City of Lic./Alt City ID: Philadelphia, PA
County/Split Co.: Philadelphia, PA
Power Day/Night (watts): 50,000/50,000

(s) **WPLY-FM 100.3**
1003 Baltimore Pike
Media, PA 19063
(610) 565-8900 Fax: (610) 565-7823
Format: Alternative
Sales Rep: ALLIED RADIO PARTNERS
Network: IND
City of Lic./Alt City ID: Media/Philadelphia, PA
County/Split Co.: Delaware, PA
ERP (watts) / HAAT (meters): 35,000/183

(s) **WSSJ-AM 1310**
1080 N Delaware Ave Ste 500
Philadelphia, PA 19125
(215) 426-1900 Fax: (215) 426-1550
Format: Spanish Contemporary
Sales Rep: CABALLERO SPANISH MEDIA, INC
Network: WESTWD
City of Lic./Alt City ID: Camden/Philadelphia, NJ
County/Split Co.: Camden, NJ
Power Day/Night (watts): 1,000/250

(s) **WUSL-FM 98.9**
440 Domino Ln
Philadelphia, PA 19128
(215) 483-8900 Fax: (215) 508-2933
Format: Urban Contemporary
Sales Rep: KATZ RADIO
Network: AMFM
City of Lic./Alt City ID: Philadelphia, PA
County/Split Co.: Philadelphia, PA
ERP (watts) / HAAT (meters): 18,000/253

(s) **WWDB-FM 96.5**
166 E Levering Mill Rd
Bala Cynwyd, PA 19004
(610) 668-4400 Fax: (610) 668-4418
Format: News Talk Information
Sales Rep: D & R
Network: ABC, CNN
City of Lic./Alt City ID: Philadelphia, PA
County/Split Co.: Philadelphia, PA
ERP (watts) / HAAT (meters): 17,000/264

(s) **WXTU-FM 92.5**
555 City Line Ave Ste 330
Bala Cynwyd, PA 19004
(610) 667-9000 Fax: (610) 667-5978
Format: Country
Sales Rep: D & R
Network: IND
City of Lic./Alt City ID: Philadelphia, PA
County/Split Co.: Philadelphia, PA
ERP (watts) / HAAT (meters): 15,500/274

(s) **WYSP-FM 94.1**
101 S Independence Mall East
Philadelphia, PA 19106
(215) 625-9460 Fax: (215) 625-6555
Format: Album Oriented Rock
Sales Rep: INTEREP
Network: SOURCE, WESTWD
City of Lic./Alt City ID: Philadelphia, PA
County/Split Co.: Philadelphia, PA
ERP (watts) / HAAT (meters): 16,000/274

Outside Arbitron Radio Metro Area But Home to the DMA

WAEB-AM 790
1541 Alta Dr Ste 400
Whitehall, PA 18052
(610) 434-1742 Fax: (610) 434-3808
Format: News Talk Information
Sales Rep: KATZ RADIO
Network: WESTWD, CBS
City of Lic./Alt City ID: Allentown, PA
County/Split Co.: Lehigh, PA
Power Day/Night (watts): 3,600/1,500

WAEB-FM 104.1
1541 Alta Dr Ste 400
Whitehall, PA 18052
(215) 434-1742 Fax: (610) 434-6288
Format: Contemporary Hit Radio
Sales Rep: KATZ RADIO
Network: IND
City of Lic./Alt City ID: Allentown, PA
County/Split Co.: Lehigh, PA
ERP (watts) / HAAT (meters): 50,000/152

WAYV-FM 95.1
Bayport 1 8025 Blackhorse Pk
West Atlantic City, NJ 08232
(609) 484-8444 Fax: (609) 646-6331
Format: Hot Adult Contemporary
Sales Rep: KATZ RADIO
Network: IND
City of Lic./Alt City ID: Atlantic City, NJ
County/Split Co.: Atlantic (Ac Split), NJ
ERP (watts) / HAAT (meters): 50,000/101

continued...

- (s) Station subscribers as of release to print
* Simulcasting 10%-50%, Mon-Sun, 6AM-Midnight
† Simulcasting 51%-90%, Mon-Sun, 6AM-Midnight
‡ Simulcasting 91%-100%, Mon-Sun, 6AM-Midnight
< > Indicates metro home status is based on station's Alternate City ID, rather than on station's legally authorized City of License.

The data above are the most current data provided to Arbitron as of the last day of this survey period. Commercial stations are listed only if they have met Arbitron's Minimum Reporting Standards for this survey (see Page M4, Paragraphs 7-10 of this report). Noncommercial stations and nonqualifying commercial stations are not listed in this report (see Page M4, Paragraph 7). The county or split county listing reflects the geographic location of the station's City of License. Stations for which no Sales Representative or format information is on file with Arbitron are listed above by "N/A." See Page 13 of this report for additional station information.

Network Affiliation Abbreviations

ABC: ABC Radio Networks
AMFM: AMFM Radio Network
APNET: Associated Press Radio Network
AURN: American Urban Radio Network
BNN: Business News Network
CAR: Cadena Caracol Network
CBS: CBS Radio Networks
CNN: Westwood One CNN Plus Radio Network
ESPN: ESPN Radio Network
JRN: Jones Radio Network
SBUSA: Sports Byline USA
SOURCE: Westwood One Source Radio Network
SRN: Salem Radio Network

TALKNT: Talknet
TARN: Talk America Radio Network
UBN: United Broadcasting Network
UNICA: Radio Unica Network
UPI: United Press International Radio Network
USA: USA Radio Network
WESTWD: Westwood One Radio Network
1-ON-1: One-on-One Sports Radio Network

IND: Denotes stations that have not reported to Arbitron an affiliation with any of the above radio networks.

Station Information *(continued)*

For Stations Listed in This Report

Outside Arbitron Radio Metro Area But Home to the DMA (continued)

[Stations listed alphabetically left to right.]

WBNJ-FM 93.1 (simulcast w/WTTH-FM)†

2922 Atlantic Ave Ste 201
Atlantic City, NJ 08401
(609) 348-4040 Fax: (609) 348-1303
Format: Urban Adult Contemporary
Sales Rep: D & R
Network: ABC
City of Lic./Alt City ID: Wildwd Crest/Wildwd, NJ
County/Split Co.: Cape May, NJ
ERP (watts) / HAAT (meters): 3,300/89

WDSO-FM 92.9

5595 West Denny Rd
Dover, DE 19904
(302) 674-1410 Fax: (302) 674-5978
Format: Country
Sales Rep: KATZ RADIO
Network: IND
City of Lic./Alt City ID: <Smyrna/Wilmington>, DE
County/Split Co.: Kent, DE
ERP (watts) / HAAT (meters): 1,700/115

(s) **WJBR-FM 99.5**

3001 Philadelphia Pke
Claymont, DE 19703
(302) 791-4110 Fax: (302) 791-9669
Format: Adult Contemporary
Sales Rep: D & R
Network: APNET, WESTWD
City of Lic./Alt City ID: Wilmington, DE
County/Split Co.: New Castle, DE
ERP (watts) / HAAT (meters): 50,000/152

(s) **WKXW-FM 101.5**

218 Ewingville Rd
Trenton, NJ 08638
(609) 882-4600 Fax: (609) 883-6684
Format: Talk/Personality
Sales Rep: CHRISTAL RADIO
Network: IND
City of Lic./Alt City ID: Trenton, NJ
County/Split Co.: Mercer, NJ
ERP (watts) / HAAT (meters): 19,000/245

WODE-FM 99.9

107 Paxanosa W
Easton, PA 18042
(610) 258-6155 Fax: (610) 253-3384
Format: Oldies
Sales Rep: CLEAR CHANNEL RADIO SALES
Network: WESTWD
City of Lic./Alt City ID: Easton/Allentown, PA
County/Split Co.: Northampton, PA
ERP (watts) / HAAT (meters): 50,000/137

WBYN-FM 107.5

280 Mill St
Boyertown, PA 19512
(610) 369-7777 Fax: (610) 369-7780
Format: Religious
Sales Rep: N/A
Network: IND
City of Lic./Alt City ID: Boyertown, PA
County/Split Co.: Berks, PA
ERP (watts) / HAAT (meters): 30,000/186

WEEU-AM 830

34 North Fourth St
Reading, PA 19601
(610) 376-7335 Fax: (610) 376-7756
Format: News Talk Information
Sales Rep: MCGAVREN GUILD
Network: ABC, CBS, WESTWD
City of Lic./Alt City ID: Reading, PA
County/Split Co.: Berks, PA
Power Day/Night (watts): 5,000/6,000

WJKS-FM 101.7

704 King St Ste 604
Wilmington, DE 19801
(302) 622-8895 Fax: (302) 622-8678
Format: Urban Contemporary
Sales Rep: MCGAVREN GUILD
Network: ABC
City of Lic./Alt City ID: Canton/Wilmington, NJ
County/Split Co.: Salem, NJ
ERP (watts) / HAAT (meters): 3,000/91

WLEV-FM 100.7

2158 Ave C Ste 100
Bethlehem, PA 18017
(610) 266-7600 Fax: (610) 231-0400
Format: Adult Contemporary
Sales Rep: MCGAVREN GUILD
Network: IND
City of Lic./Alt City ID: Allentown, PA
County/Split Co.: Lehigh, PA
ERP (watts) / HAAT (meters): 11,000/327

WPST-FM 97.5

619 Alexander Rd 3rd Fl
Princeton, NJ 08540
(609) 924-3600 Fax: (609) 924-1725
Format: Contemporary Hit Radio
Sales Rep: KATZ RADIO
Network: ABC
City of Lic./Alt City ID: Trenton/Philadelphia, NJ
County/Split Co.: Mercer, NJ
ERP (watts) / HAAT (meters): 50,000/131

WCTO-FM 96.1

P O Box 25096
Lehigh Valley, PA 18002
(610) 250-9600 Fax: (610) 250-9674
Format: Country
Sales Rep: MCGAVREN GUILD
Network: IND
City of Lic./Alt City ID: Easton/Allentown, PA
County/Split Co.: Northampton, PA
ERP (watts) / HAAT (meters): 50,000/152

WFPG-FM 96.9

950 Tilton Rd Ste 200
Northfield, NJ 08225
(609) 645-9797 Fax: (609) 272-9228
Format: Adult Contemporary
Sales Rep: EASTMAN RADIO, INC
Network: IND
City of Lic./Alt City ID: Atlantic City, NJ
County/Split Co.: Atlantic (Ac Split), NJ
ERP (watts) / HAAT (meters): 50,000/110

WKAP-AM 1470

1541 Alta Dr 4th Fl
Whitehall, PA 18052
(610) 434-1742 Fax: (610) 434-6288
Format: Adult Standards
Sales Rep: KATZ RADIO
Network: ABC, WESTWD
City of Lic./Alt City ID: Allentown, PA
County/Split Co.: Lehigh, PA
Power Day/Night (watts): 5,000/5,000

WNJO-FM 94.5

619 Alexander Rd
Princeton, NJ 08540
(609) 419-0300 Fax: (609) 419-0143
Format: Oldies
Sales Rep: KATZ RADIO
Network: IND
City of Lic./Alt City ID: Trenton, NJ
County/Split Co.: Mercer, NJ
ERP (watts) / HAAT (meters): 50,000/150

WPUR-FM 107.3

950 Tilton Rd Ste 200
Northfield, NJ 08225
(609) 645-9797 Fax: (609) 272-9224
Format: Country
Sales Rep: EASTMAN RADIO, INC
Network: IND
City of Lic./Alt City ID: Atlantic City, NJ
County/Split Co.: Atlantic (Ac Split), NJ
ERP (watts) / HAAT (meters): 13,500/137

(s) Station subscribers as of release to print

- * Simulcasting 10%-50%, Mon-Sun, 6AM-Midnight
- † Simulcasting 51%-90%, Mon-Sun, 6AM-Midnight
- ‡ Simulcasting 91%-100%, Mon-Sun, 6AM-Midnight
- < > Indicates metro home status is based on station's Alternate City ID, rather than on station's legally authorized City of License.

The data above are the most current data provided to Arbitron as of the last day of this survey period. Commercial stations are listed only if they have met Arbitron's Minimum Reporting Standards for this survey (see Page M4, Paragraphs 7-10 of this report). Noncommercial stations and nonqualifying commercial stations are not listed in this report (see Page M4, Paragraph 7). The county or split county listing reflects the geographic location of the station's City of License. Stations for which no Sales Representative or format information is on file with Arbitron are listed above by "N/A." See Page I3 of this report for additional station information.

Network Affiliation Abbreviations

ABC: ABC Radio Networks
AMFM: AMFM Radio Network
APNET: Associated Press Radio Network
AURN: American Urban Radio Network
BNN: Business News Network
CAR: Cadena Caracol Network
CBS: CBS Radio Networks
CNN: Westwood One CNN Plus Radio Network
ESPN: ESPN Radio Network
JRN: Jones Radio Network
SBUSA: Sports Byline USA
SOURCE: Westwood One Source Radio Network
SRN: Salem Radio Network

TALKNT: Talknet
TARN: Talk America Radio Network
UBN: United Broadcasting Network
UNICA: Radio Unica Network
UPI: United Press International Radio Network
USA: USA Radio Network
WESTWD: Westwood One Radio Network
1-ON-1: One-on-One Sports Radio Network

IND: Denotes stations that have not reported to Arbitron an affiliation with any of the above radio networks.

continued...

Station Information *(continued)*

For Stations Listed in This Report

[Stations listed alphabetically left to right.]

Outside Arbitron Radio Metro Area But Home to the DMA *(continued)*

WRDX-FM 94.7

3001 Philadelphia Pke
Claymont, DE 19703
(302) 793-4200 Fax: (302) 793-4204
Format: Album Oriented Rock
Sales Rep: KATZ RADIO
Network: IND
City of Lic./Alt City ID: <Dover/Wilmington>, DE
County/Split Co.: Kent, DE
ERP (watts) / HAAT (meters): 50,000/115

WTTM-FM 96.1 (simulcast w/WBNJ-FM)†

2922 Atlantic Ave Ste 201
Atlantic City, NJ 08401
(609) 348-4040 Fax: (609) 348-1303
Format: Urban Adult Contemporary
Sales Rep: D & R
Network: ABC
City of Lic./Alt City ID: Mrgate Cty/Atln Cty, NJ
County/Split Co.: Atlantic East, NJ
ERP (watts) / HAAT (meters): 2,800/122

Outside Arbitron Radio Metro Area and the DMA

WIOV-FM 105.1

P O Box 430
Ephrata, PA 17522
(717) 738-1191 Fax: (717) 738-1661
Format: Country
Sales Rep: MCGAVREN GUILD
Network: ABC, WESTWD
City of Lic./Alt City ID: Ephrata/Lancaster, PA
County/Split Co.: Lancaster, PA
ERP (watts) / HAAT (meters): 50,000/152

WRFY-FM 102.5

1265 Perkiomen Ave
Reading, PA 19602
(610) 376-7173 Fax: (610) 376-1270
Format: Contemporary Hit Radio
Sales Rep: CLEAR CHANNEL RADIO SALES
Network: IND
City of Lic./Alt City ID: Reading, PA
County/Split Co.: Berks, PA
ERP (watts) / HAAT (meters): 19,000/246

WZZO-FM 95.1

P O Box 9595
Allentown, PA 18105
(610) 434-1742 Fax: (610) 434-9511
Format: Album Oriented Rock
Sales Rep: KATZ RADIO
Network: IND
City of Lic./Alt City ID: Bethlehem/Allentown, PA
County/Split Co.: Northampton, PA
ERP (watts) / HAAT (meters): 30,000/192

WSTW-FM 93.7

P O Box 7492
Wilmington, DE 19803
(302) 478-2700 Fax: (302) 478-0100
Format: Contemporary Hit Radio
Sales Rep: EASTMAN RADIO, INC
Network: IND
City of Lic./Alt City ID: Wilmington, DE
County/Split Co.: New Castle, DE
ERP (watts) / HAAT (meters): 50,000/149

(s) Station subscribers as of release to print

* Simulcasting 10%-50%, Mon-Sun, 6AM-Midnight

† Simulcasting 51%-90%, Mon-Sun, 6AM-Midnight

‡ Simulcasting 91%-100%, Mon-Sun, 6AM-Midnight

< > Indicates metro home status is based on station's Alternate City ID, rather than on station's legally authorized City of License.

The data above are the most current data provided to Arbitron as of the last day of this survey period. Commercial stations are listed only if they have met Arbitron's Minimum Reporting Standards for this survey (see Page M4, Paragraphs 7-10 of this report). Noncommercial stations and nonqualifying commercial stations are not listed in this report (see Page M4, Paragraph 7). The county or split county listing reflects the geographic location of the station's City of License. Stations for which no Sales Representative or format information is on file with Arbitron are listed above by "N/A." See Page I3 of this report for additional station information.

Network Affiliation Abbreviations

ABC: ABC Radio Networks
AMFM: AMFM Radio Network
APNET: Associated Press Radio Network
AURN: American Urban Radio Network
BNN: Business News Network
CAR: Cadena Caracol Network
CBS: CBS Radio Networks
CNN: Westwood One CNN Plus Radio Network
ESPN: ESPN Radio Network
JRN: Jones Radio Network
SBUSA: Sports Byline USA
SOURCE: Westwood One Source Radio Network
SRN: Salem Radio Network

TALKNT: Talknet
TARN: Talk America Radio Network
UBN: United Broadcasting Network
UNICA: Radio Unica Network
UPI: United Press International Radio Network
USA: USA Radio Network
WESTWD: Westwood One Radio Network
1-ON-1: One-on-One Sports Radio Network

IND: Denotes stations that have not reported to Arbitron an affiliation with any of the above radio networks.

Notations

Metro Market Profile



Metro Household Data and Group Quarters population estimates are 1990 Census data and are updated by Market Statistics where appropriate update sources are available. (For more information, see "Metro Census Data," Page M8.)

Household Data

	Metro Total	Metro %		Metro Total	Metro %
Total Households	1,798,000	100.0	Seasonal Housing Units	3,453	.2
Households by Income			Education: Persons 25+		
Under \$10,000	138,384	7.7	Elementary 0-8 grade	245,079	7.7
\$10,000-19,999	173,391	9.6	High school 1-3 yrs	516,807	16.4
\$20,000-29,999	164,615	9.2	High school grad	1,042,876	32.9
\$30,000-39,999	165,573	9.2	College 1-3 yrs	641,096	20.2
\$40,000-49,999	147,952	8.2	College 4+ yrs	720,494	22.8
\$50,000-74,999	348,384	19.4	Colleges & Universities		
\$75,000-99,999	246,803	13.7	Total enrollment	244,278	100.0
\$100,000+	412,898	23.0	Full-time enrollment	140,034	57.3
Median income: \$57,114			Occupation		
Value of Owner-Occupied Housing Units			Managerial	681,585	29.5
Less than \$50,000	201,618	11.3	Technical	807,405	35.0
\$50,000-74,999	139,974	7.9	Service worker	274,871	11.9
\$75,000-99,999	192,871	10.9	Farm worker	23,038	1.0
\$100,000-149,999	265,061	14.9	Precision production	237,616	10.3
\$150,000-249,999	206,424	11.6	Operator	283,042	12.3
\$250,000+	72,872	4.1	Farm Population		
Median value: \$100,800				10,441	
Monthly Gross Rent			Transportation to Work		
Less than \$200	36,209	2.0	Public	265,207	11.6
\$200-349	60,202	3.4	Driving to work	1,545,143	67.8
\$350-499	143,904	8.1	Carpool	271,619	11.9
\$500-649	144,950	8.2	Other	198,590	8.7
\$650-749	55,375	3.1	Average Travel Time to Work (Min.)		
\$750+	76,408	4.3		25	
Median rent: \$516			Car Ownership by Household		
Household Size			0 Cars	311,400	17.3
1 Person	480,000	26.7	1 Car	635,200	35.3
2 Persons	534,100	29.7	2 Cars	609,000	33.9
3-4 Persons	575,100	32.0	3+ Cars	242,400	13.5
5+ Persons	208,800	11.6			

Group Quarters Population Estimates

Group Quarters Populations are included in the universe estimates. Additionally, Group Quarters Populations are included in the sample frame if the individual living quarters (room, suite or apartment) has a private residential telephone number that serves fewer than 10 residents. Persons are not eligible to participate in the survey if their living quarters has no private telephone number or the telephone number is used by 10 or more residents.

Population Estimates	Military Housing	% Total Demographic	University Housing	% Total Demographic	Other Group Quarters	% Total Demographic
Persons 12+	1,400	.0	35,600	.9	85,400	2.1
Teens 12-17	0	.0	1,100	.3	3,000	.8
Men						
18-24	600	.3	13,800	6.5	9,100	4.3
25-34	400	.1	1,700	.5	8,600	2.5
35-44	100	.0	400	.1	6,400	1.7
45-49	0	.0	0	.0	2,000	1.2
50-54	0	.0	0	.0	1,600	1.1
55-64	0	.0	0	.0	2,500	1.1
65+	0	.0	0	.0	10,200	4.0
Women						
18-24	200	.1	17,100	8.0	2,700	1.3
25-34	100	.0	600	.2	1,800	.5
35-44	0	.0	100	.0	1,700	.4
45-49	0	.0	100	.1	1,000	.5
50-54	0	.0	100	.1	900	.6
55-64	0	.0	100	.0	2,000	.8
65+	0	.0	500	.1	31,900	8.0

Ethnic Population Estimates

Metro Ethnic Populations are reported for all Standard and Condensed Markets whether or not ethnic sampling procedures are in place (see Page 4). The Percent Total Black and Hispanic Populations are based on Black and Hispanic Populations Persons 12+. The Percent Total Demographic is based on total Metro Demographics on Page 4. Ethnic Population information is based on 1990 Census data, updated and projected to 1/1/00 by Market Statistics.

Hispanic persons may be of any race (White; Black; Native American; Eskimo or Aleut; Asian or Pacific Islander). For purposes of Arbitron reports and publications, Hispanic persons that are Black are not included in Black universe estimates. Hispanic persons of all races are included in estimates of Hispanic universes and Hispanic audience estimates.

Population Estimates	Total Black	% Total Black Pop.	% Total Demographic	Total Hispanic	% Total Hispanic Pop.	% Total Demographic
Persons 12+	767,200	100.0	18.9	172,500	100.0	4.2
Teens 12-17	82,300	10.7	21.7	24,600	14.3	6.5
Men						
18-24	48,500	6.3	22.7	11,900	6.9	5.6
25-34	66,400	8.7	19.4	19,800	11.5	5.8
35-44	65,700	8.6	17.3	19,300	11.2	5.1
45-49	29,200	3.8	16.9	7,200	4.2	4.2
50-54	24,500	3.2	16.3	5,000	2.9	3.3
55-64	36,400	4.7	16.7	6,200	3.6	2.9
65+	37,300	4.9	14.5	4,800	2.8	1.9
Women						
18-24	48,300	6.3	22.6	12,400	7.2	5.8
25-34	71,700	9.3	20.9	18,200	10.6	5.3
35-44	79,800	10.4	19.9	18,500	10.7	4.6
45-49	37,300	4.9	19.9	6,800	3.9	3.6
50-54	30,800	4.0	18.9	4,800	2.8	2.9
55-64	46,100	6.0	19.0	6,400	3.7	2.6
65+	62,900	8.2	15.8	6,600	3.8	1.7

Area Lifestyle Profile

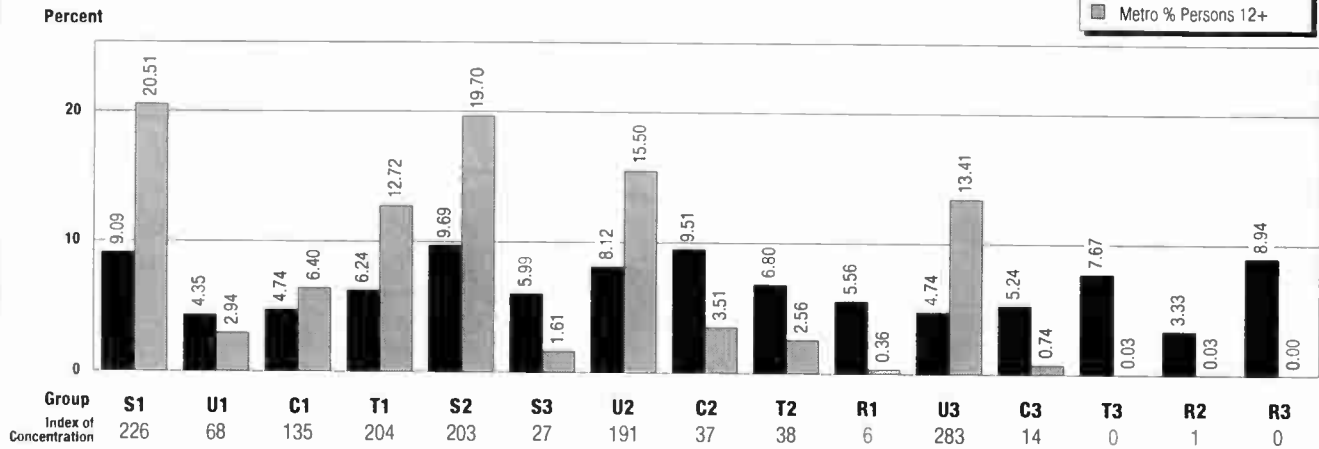
by PRIZM® Groups

PRIZM is a market segmentation system developed by Claritas, Inc. to help marketers target consumers, and to profile markets and audiences by lifestyle. There are 62 PRIZM clusters which are organized into 15 broader social groups denoting basic neighborhood types.

The 15 PRIZM social groups are identified by codes that are listed below the graph.

In this graph, the national composition and this metro's composition for each PRIZM group are shown for Persons 12+. The Index of Concentration compares this metro's composition

with the national composition for each PRIZM group. An index of 100 indicates that the Metro has the same percent concentration as the nation. (For more information about PRIZM and Claritas, Inc., see Page M8.)



PRIZM® Groups

- | | | |
|--|--|--|
| S1 Elite Suburbs - superrich, executive, upscale white-collar couples, empty-nesters | S3 Inner Suburbs - empty-nesters, mobile city singles, blue-collar families & aging couples | U3 Urban Cores - ethnically mixed singles; Hisp. singls. & families; inner-city solo-parent families |
| U1 Urban Uptown - elite, upscale, bohemian singles & couples; established immigrant families | U2 Urban Midscale - white-collar urb. couples; mid-income immigr.; African-American & Hispanic families | C3 2nd City Blues - low-inc. older singls., cpls. & fam.; low-inc. Hisp. fam.; Afr.-Am. service wrkr. |
| C1 2nd City Society - upscale executive & young upscale white-collar; affluent retirees | C2 2nd City Centers - mid-level, white-collar couples; mid-income families & college town singles | T3 Working Towns - older families; mill towns, low-inc. blue-collar, town seniors |
| T1 Landed Gentry - elite exurban, small-town executive & young, mid-class town families | T2 Exurban Blues - yng. mid-class, blue-collar families in mid-size towns; GI families | R2 Heartlanders - rural farm town & ranch families, farm dwellers & tenants |
| S2 The Affluentials - upwardly mobile young singles & couples; white-collar suburban families | R1 Country Families - midscale couples, rural, white-/blue-collar, kids, farm families | R3 Rustic Living - moderate blue-collar farm fam.; low-inc. older cpls., remote older families |

Metro Market Profile *(continued)*

Sales Data



Household Income, Total Retail Sales and 11 categories of store sales have been compiled by Market Statistics and furnished to Arbitron. These data are based on Sales and Marketing Management's 1999 publication of *Survey of Buying Power* (1/1/99 estimates) for the Metro.

Metro Income*

Total Income (\$000)	\$134,551,395
Median Household Income	\$57,114
Income per Household	\$74,834

* Income represents pretax personal income for households as defined by the Department of Commerce, Bureau of Economic Analysis.

Metro Retail Sales Data (\$000)

Total Retail Sales	\$49,977,078
Retail Expenditures per Household (\$)	\$27,796
Food Stores	\$8,087,004
Supermarkets	\$7,347,249
Eating & Drinking Places	\$3,997,577
General Merchandise Stores	\$4,577,007
Department Stores	\$3,749,826
Apparel and Accessories Stores	\$2,853,723
Automotive Dealers	\$13,351,466
Building Materials & Hardware Stores	\$2,292,859
Drugstores	\$2,630,316
Furniture and Appliance Stores	\$758,034
Radio, TV & Music Stores	\$1,130,054

Car Registrations



The Metro Share of New Private Passenger Car Registrations* is supplied by the Automotive Information Services Division of The Polk Company. (For more information on passenger car registrations, see Page M8.)

Manufacturer	%
DaimlerChrysler AG	9.6
Ford Motor Company	13.5
General Motors Corporation	24.8
Honda	11.9
Mazda	2.0
Nissan	7.0
Toyota	10.7
Volkswagen/Audi	7.0
Other	13.5

* Note: Figures are shown for January through June of the 1999 model year.

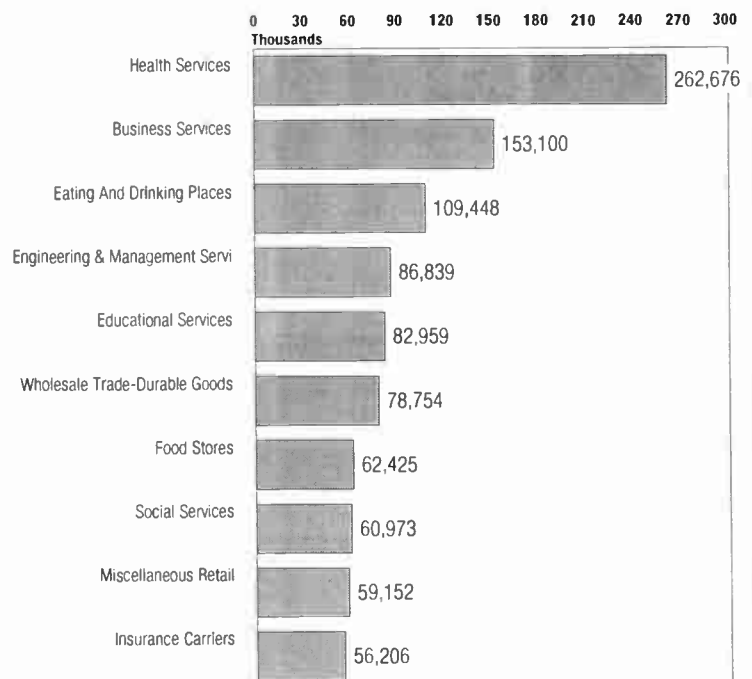
Top Ten Employer Industries

These classifications are from the Department of Commerce Standard Industrial Classification (SIC) system. The data below are from the 1996 County Business Pattern Reports (U.S. Census Bureau) and are aggregated by primary SIC.

Metro Employer Industries

Total Employees
1,916,800

Top 10 Total Employees
1,012,532
52.8% of Total



Magazines

Magazine	Circulation	%	Magazine	Circulation	%
MODR MATUR	446,927	24.9	MARTHA STW	40,301	2.2
TV GUIDE	333,362	18.6	YM	39,315	2.2
RDRS DIGST	232,300	12.9	PARENTS	36,816	2.1
BTR HOME	124,773	7.0	STAR	36,611	2.0
NAT GEO	114,324	6.4	MENS HLTH	36,314	2.0
TIME	98,477	5.5	COOKING LT	33,818	1.9
FAMLY CRCL	98,257	5.5	NATL ENQR	33,305	1.9
GD HSEKPNG	85,128	4.7	ENTERTNMNT	30,160	1.7
LS HOME JN	84,070	4.7	GOLF DIGST	28,960	1.6
WOMANS DAY	81,894	4.6	CTRY LVNG	27,365	1.5
MCCALLS	74,911	4.2	PARENTING	26,998	1.5
NEWSWEEK	69,466	3.9	LIFE	26,966	1.5
PEOPLE	67,826	3.8	ROLLNG STN	26,802	1.5
SPORTS ILS	67,601	3.8	BOYS LIFE	25,378	1.4
PREVENTION	62,926	3.5	VOGUE	24,627	1.4
PLAYBOY	57,142	3.2	GOLF MGZNE	24,179	1.3
COSMOPLTAN	53,370	3.0	PENTHOUSE	23,799	1.3
MONEY	52,979	3.0	POP SCIENC	23,755	1.3
E80NY	52,400	2.9	SHAPE	23,671	1.3
REDBOOK	50,924	2.8	CAR & ORI.	21,941	1.2
SEVENTEEN	46,906	2.6	POP MECHAN	20,196	1.1
SMITHSONIAN	45,131	2.5	FIELD STRM	18,306	1.0
US NWS&WR	41,886	2.3	OUTDR LIFE	14,073	0.8
GLAMOUR	41,638	2.3	SOU LVING	-	-
TEEN	41,051	2.3	SUNSET	-	-

Newspapers

Paper	Circulation	%
PHILADELPHIA INQUIRER	384,925	21
PHILADELPHIA DAILY NEWS	155,591	9
CAMDEN COURIER POST	84,535	5
BUCKS COUNTY COURIER TIMES	69,269	4
DELAWARE COUNTY TIMES	50,122	3
INTELLIGENCER RECORD	44,016	2
BURLINGTON COUNTY TIMES	39,398	2
WEST CHESTER DAILY LOCAL NEWS	33,061	2
USA TODAY	32,163	2
GLOUCESTER COUNTY TIMES	27,414	2
NORRISTOWN TIMES HERALD	23,040	1
POTTSTOWN MERCURY	21,830	1
LANSDALE REPORTER	19,450	1
TRENTONIAN	12,970	1
TRENTON TIMES	10,876	1
ALLENTOWN MORNING CALL	8,287	-
WILMINGTON NEWS JOURNAL	4,259	-
PHOENIXVILLE, THE PHOENIX	4,089	-
PRESS OF ATLANTIC CITY	1,003	-
LANCASTER INTELLIGENCER-JRNL	879	-
DAILY JOURNAL	865	-
SALEM, TODAY'S SUNBEAM	513	-

Radio Time Spent Listening*

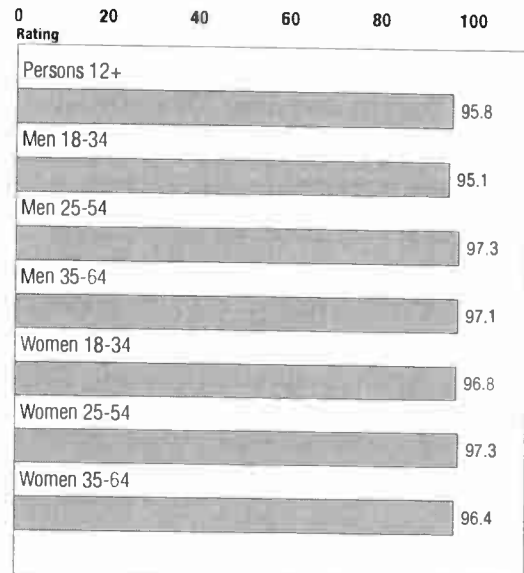
Metro

Mon-Sun 6AM-MID



Radio 24-Hour Cume*

Metro



For more information on magazine and newspaper data, see Page M8.

* Based on Arbitron's Fall 1999 radio survey.


Media Targeting 2000SM

A National Study of Consumers and Media



People Spend More Time with Radio!

Average Weekday Share of Time Spent with Each Medium
Persons 12+, Monday-Friday 6AM-6PM



(Estimated average weekday time spent with media: 4 hours, 54 minutes.)

Media Targeting 2000 is a national* study of the estimated amount of time consumers spend with media. This study provides estimated media usage and consumer profiles for 116 different qualitative categories. The above chart for Persons 12+ is an excerpt from the *Media Targeting 2000* report.

* For the 48 contiguous states of the United States.

How to Read

Persons 12+ spend an estimated 44 percent of their total media time with radio, Monday-Friday, 6AM-6PM.

For Limitations and Restrictions on Use of the *Media Targeting 2000* report, see Page MT of this report.

This Service Is Not Accredited by the MRC/This service is not part of a regular syndicated rating service accredited by the Media Rating Council (MRC), and Arbitron has not requested accreditation. Arbitron does provide syndicated services which are accredited by the MRC.

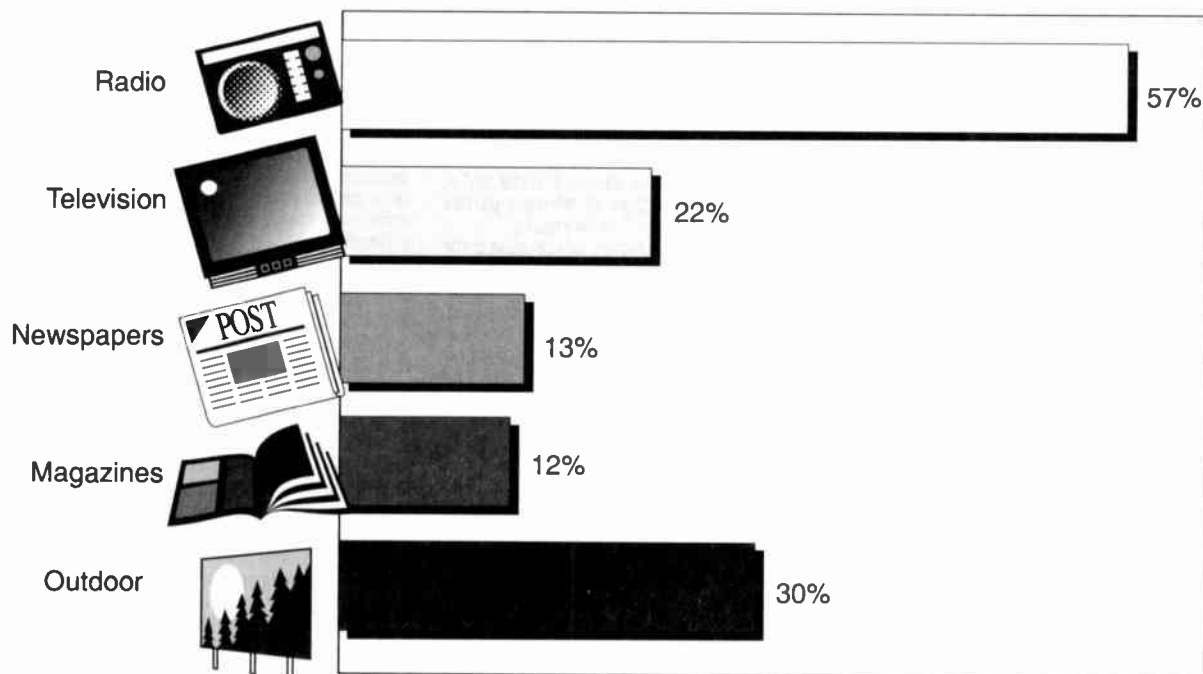
Media Targeting 2000SM

A National Study of Consumers and Media



Consumers Spend More Time with Radio Prior to Largest Purchase!

Media Exposure Prior to Purchasing



(Based on respondents reporting any purchase within 24 hours prior to interviewer contact.)

Media Targeting 2000 is a national* study of consumers' estimated average media exposure prior to the largest purchase of the day. This study provides estimated media usage and consumer profiles for 116 different qualitative categories. The above chart for Persons 12+ is an excerpt from the *Media Targeting 2000* report.

* For the 48 contiguous states of the United States.

How to Read

An estimated 57 percent of Persons 12+ are exposed to radio within one hour prior to their largest purchase of the day.

For Limitations and Restrictions on Use of the *Media Targeting 2000* report, see Page MT of this report.

This Service Is Not Accredited by the MRC/This service is not part of a regular syndicated rating service accredited by the Media Rating Council (MRC), and Arbitron has not requested accreditation. Arbitron does provide syndicated services which are accredited by the MRC.

Rating Distortion/Rating Bias Policies and Procedures

In accordance with MRC and industry guidelines, Arbitron provides the following information relating to Rating Distortion and Rating Bias to advise Arbitron clients about applicable policies and procedures and to assist Report users in making evaluations of the audience estimates contained in the "Listener Estimates" section of this report.

Arbitron's original policy statement dated May 20, 1977, has been updated by Arbitron releases of February 1978, December 1981, January 1987, February 1988, June 1992 and handbooks of May 1985, March 1987, June 1990 and October 1996, distributed to all radio stations.

As a practical matter, Arbitron's published guidelines cannot describe all possible station activities. Therefore, in order to avoid possible citation, stations are advised to submit planned activities to Arbitron for a confidential Pre-Review.

Rating Distortion

Rating Distortion is defined as: Any activity which Arbitron believes may affect the way diarykeepers record their listening, so that recorded listening differs from actual listening. Rating Distortion includes station activities through which the station has the potential to: learn the identity of diarykeepers; gain access to, or influence over, current or upcoming survey diaries; or prompt the use of diaries for purposes other than those intended by Arbitron. **ARBITRON MAY DELIST FROM ITS REPORTS, COMPUTER TAPES, AND OTHER SERVICES THE CALL LETTERS AND AUDIENCE ESTIMATES OF ANY STATION DETERMINED BY ARBITRON TO HAVE ENGAGED IN ACTIVITIES WITH RATING DISTORTION POTENTIAL.**

Rating Distortion may take the form of Diarykeeper Solicitation, Improper Promotional Activities or other means. The following categories and examples are illustrative only and are not all-inclusive:

Diarykeeper Solicitation is any attempt by, or on behalf of, a station that encourages diarykeepers to record listening that differs from their actual listening. It may take the form of a public or private appeal for diarykeepers to surrender their diaries or to misreport - in any way (e.g., overstate, understate, misstate) - their actual listening to any station. Diarykeeper Solicitation includes attempted breaches of diary security, whereby a station has the potential to learn the identity of diarykeepers or to gain access to, or influence over, current or upcoming survey diaries.

Improper Promotional Activities are those that may not directly appeal to diarykeepers, but that may nevertheless cause diarykeepers to misreport their actual listening. Improper Promotional Activities include, but are not limited to, contests that may cause diarykeepers to misreport their actual listening by offering prizes based on amounts of listening recorded or claimed; attempts to cause diarykeepers to lose their anonymity; promotions that might cause a diarykeeper to surrender a diary.

Rating Distortion is sometimes confused with "hypoing." Rating Distortion involves station activities that may prompt diarykeepers to report listening that differs from their actual listening. Hypoing refers to station activities designed to prompt more actual listenership during the survey period. Rating Distortion is cited under Arbitron's Special Station Activities guidelines; hypoing is not.

Rating Distortion Violations

Rating Distortion Violations may result in a station's call letters and audience estimates being delisted from the applicable report(s) and other services. Rating Distortion that Arbitron concludes does not warrant delisting may be noted by placement of a notice inside Arbitron's reports; placement of a notice on report covers; placement of a flag on computer disks; and placement of a station's call letters and audience

estimates out of alphabetical sequence, below a special distinguishing line at the bottom of each applicable page in the market report (known as "below-the-line" listing).

Rating Bias

Rating Bias is defined as: Any announcement, statement or activity that could alert, sensitize or remind diarykeepers or potential diarykeepers about past, current or future surveys in any way that might affect participation in a current or future survey. Such activities may interfere with the objectivity or conduct of the survey and may take the form of announcements or statements on air, in print, or in any other medium.

Rating Bias activities may take the form of direct survey announcements that are pre-planned, repeated, or stylized, but may also take the form of any activity - including contests or research - if, in Arbitron's opinion, the activity may sensitize listeners to the process of recording listening in diaries. Survey announcements are messages delivered by a radio station in any medium that alert listeners that a survey is, or soon will be, in progress or that emphasize the importance of participation in radio rating surveys, regardless of whether the word "Arbitron" or "diary" is used, and regardless of whether participants are urged to be "honest" or "accurate."

Sourcing of previous survey information in the form of advertising that promotes a station's success in prior surveys, as permitted by contractual agreement with Arbitron, does not constitute Rating Bias. Note, however, that references to a station's performance in prior surveys in the context of appeals for support are not protected under this guideline, and may, in fact, be violations of Arbitron's guidelines on Rating Bias.

Extemporaneous Comments/Arbitron may cite as Extemporaneous Comments any reference on the air, or in any other medium, that mentions or alludes to a past, current, or future Arbitron survey, diary (ies) or radio ratings in any way that might sensitize diarykeepers to a current or future survey, or that may affect the way diarykeepers report their listening in a current or future survey.

The circumstances surrounding a reference will generally affect Arbitron's decision on whether to cite that reference as Extemporaneous Comments. As the name implies, Extemporaneous Comments are generally one-time-only, spontaneous remarks that may have been intended as humorous. Where warranted, however, Arbitron may cite a reference as a Rating Bias and/or Rating Distortion activity, even if the reference appears to have been a one-time-only, spontaneous, or humorous remark.

Rating Bias/Extemporaneous Comments Violations

Rating Bias Violations or violations cited as Extemporaneous Comments may result in the station's call letters and audience estimates being placed at the bottom of each page below a distinguishing line ("below-the-line"); and/or the activity being noted on the cover of the Report and/or on Page 13 of the Report. Appropriate notice may also be made for other applicable services. In the event of repeated or serious Rating Bias Violations, as determined by Arbitron, a station's call letters and audience estimates may be delisted in applicable reports and other services.

General Information

General information with respect to Rating Distortion and Rating Bias:

a. Requests for an inquiry should be in writing, accompanied by evidence such as an air-check tape, direct-mail advertisement, or newspaper clipping. Requests will be accepted up to the day after the last day of the survey and should be addressed to: Radio Special Station Activities Committee, The Arbitron Company, 9705 Patuxent Woods Dr., Columbia, MD 21046-1572.

b. The initiation of an inquiry at any time is solely within the discretion of Arbitron.

c. Arbitron will review activities conducted at any time (not just during, or four weeks prior to, a survey) for compliance with these guidelines if, in Arbitron's judgment, the activity has the potential to undermine the credibility of the survey. The same activity could be subject to citation for two or more consecutive surveys, depending on the timing and severity of the activity.

d. Activities by stations not meeting Arbitron's Minimum Reporting Standards for a syndicated Market Report may still be subject to citation in any applicable custom report or other Arbitron service.

e. Activities noted for one station may also be noted for additional stations on which the specific programming segment was also broadcast because of simulcast, syndication, or network relationships.

f. Activities found to be in violation of these guidelines may or may not have actually affected reported listening. Such an effect would be virtually impossible to prove or disprove and Arbitron makes no attempt to do so. Activities violating these guidelines are inherently detrimental to the broadcast, advertising, and audience measurement industries. The fact that such activities occurred undermines confidence in audience estimates.

ARBITRON RESERVES THE RIGHT to use any available means to draw attention to any station activity that, in Arbitron's opinion, has the potential to undermine the credibility of the survey, even though such activity does not meet any of the specific criteria stated above. Arbitron further reserves the right to take other appropriate action depending upon the content, context, frequency, or repetition of the activity.

Industry Statements

"The American Association of Advertising Agencies (AAAA) Media Research Committee opposes any attempt in any medium to distort results of any audience measurement survey... By encouraging daily recording or reporting of radio listening activity, [stations] may be sensitizing the public and thereby contributing to rating distortion or inflation. The AAAA Media Research Committee takes violations of rules against distorting practices, as described by rating services, seriously."

"The Arbitron Radio Advisory Council (ARAC) is very concerned about the continued practice of station activities that are intended to distort ratings data...we strongly recommend that Arbitron take serious action against anyone who violates the accredited standards. Likewise, special treatment should be taken when judging stations that repeatedly break this policy after prior warning."

"The National Association of Broadcasters (NAB) is joined by the Media Rating Council (MRC) in condemning the activities engaged in by some broadcast stations that intentionally distort [or bias] legitimate audience surveys...practices specifically targeting survey respondents severely detract from the reliability and the validity of audience research. Stations that engage in these practices negatively affect the research results, which in turn influences the credibility and value of audience research in an increasingly competitive media marketplace."

"The Radio Advertising Bureau (RAB) Goals Committee condemns any practices by radio stations designed to intentionally bias or cause distortion of the listening estimates reported by the ratings companies...they harm the credibility and value of the audience research, thereby impairing the ability of advertisers to buy efficiently and intelligently to the detriment of all radio stations... [and] the rating companies have adopted stern policies against these activities."

Special Notices and Station Activities

The Market

Metro Definition/ The radio Metro definition of this market is Arbitron defined. It does not conform to the Metropolitan Statistical Area implemented by the U.S. Office of Management and Budget in January 1993.

Audience trend analyses may be affected by any change in the Metro definition. However, there are no changes in the Metro definition for the reporting periods covered by the Target Listener Trends section of this report.

Designated Market Area (DMA)/ The Philadelphia DMA includes Metro counties from the Philadelphia, Atlantic City-Cape May, NJ, Reading, PA and Trenton, NJ Arbitron Radio Markets.

Young Male Differential Survey Treatment (DST)/ In this market, Metro consenting Black households with a Male 18-34 year old receive higher diary premiums, additional follow-up calls, per-person follow-up premiums, and diaries are mailed in a special box mailer.

Metro consenting non-Black households with a Male 18-24 year old receive higher diary premiums, additional follow-up calls, household follow-up premiums, and diaries are mailed in a special box mailer.

Additionally, Metro consenting non-Black households with a Male 25-34 year old receive additional follow-up calls, and diaries are mailed in a special box mailer.

Business Reply Postage for Diary Return/ Effective Fall 1999, Business Reply return postage will be used on all diaries sent to non-Hispanic households with one or two persons.

Additional Follow-up Calling/ Effective Fall 1999, ninety-seven Metros that previously only received a pre-survey follow-up call to non-DST households will receive a survey week follow-up call.

Previous Listening Question Added to Diary/ Effective Fall 1999, the following question will be added to all radio diaries: "Thinking back six months ago, what radio station did you listen to the most at that time? Write down call letters, dial setting or station name. Mark (x) AM or FM."

The addition of this question is in response to customers' desire for prior P1 listening information and will only be reported in PD AdvantageSM.

Diary Processing Reengineering/ Effective with processing of the diaries for the Fall 1999 survey, a reengineered diary processing system will be implemented. The new system is Y2K compliant and is Windows-based, moving Arbitron's systems to a single platform. The enhanced diary processing system allows Arbitron to expand the use of Optical Character Recognition (Optical Mark Recognition and Intelligent Character Recognition) technology, and affords the opportunity for data quality improvements.

New Respondent Website/ Effective Fall 1999, a respondent Web site has been established. A highly

visible link will be added to the previously existing, client focused Web site— www.arbitron.com. In conjunction with the establishment of the Web site, Arbitron materials now reflect the new Web site address. The pre-placement postcard/letter refers respondents to the www.arbitronratings.com Web site. The Web address now appears on all respondent letters and selected respondent materials, including the radio diary. In addition, interviewers may refer respondents to the Web site.

Interviewing Centers Calling Schedule

Adjustment: Effective with calling for the Summer 1999 survey, the calling schedule for the Columbia Interviewing Center and all vendor sites has been adjusted. Calling begins one day earlier, on Wednesday, and continues for nine days through Thursday of the following week. Prior to Summer 1999, the calling schedule began on Thursday and ended nine days later on Friday.

Metro Ethnic Controls/ Black and Hispanic Differential Survey Treatments (DST) used in this Metro Survey Area. All Metro counties, including HDBA and/or HDHA splits, receive the same ethnic sampling procedures.

Hispanic persons may be of any race (White; Black; Native American; Eskimo or Aleut; Asian or Pacific Islander). For purposes of Arbitron reports and publications, Hispanic persons that are Black are not included in Black universe estimates. Hispanic persons of all races are included in estimates of Hispanic universes and Hispanic audience estimates.

Language Preference/ In Hispanic DST Metros, the bilingual diary includes a three-part question to determine the individual language preference of the diarykeeper. The diary question was tested in six diverse Hispanic Metros in Summer 1996 and was found to have no significant impact on Hispanic response rates, in-tab representation by sex/age, or format ratings and shares.

The Stations

New Stations, Call Letter Changes And Trend Data/

Current Call Letters	Former Call Letters	Prior Trend Data	On-Air Date/ Date of Change
WEJM-FM	WXXM-FM	SP99 WI99, FA98	09/01/99
WEMG-AM	WURD-AM	WI99 FA98	06/21/99
WEMG-FM	WRDR-FM	WI99 FA98	05/15/99
WLCE-FM	WYXR-FM	SU99 SP99 WI99 FA98	11/01/99

Stations are identified in this report under their current call letters, and the audience estimates reflect listening recorded for the new and, if applicable, the old call letters. The Trends section displays trend data pertaining to both the old and the new call letters. Survey dates will be listed in the "Prior Trend Data" column whenever trend information exists for a station that has changed call letters. The date of the call letter change will also be included in order to identify which call letters were in use during a particular survey.

No adjustments are made to the reported estimates for a station that does not broadcast for the entire survey period. Since the time a station is off the air is counted as zero listening in the 12-week average, the reported estimates for a station that is on the air less than the entire survey period could understate the audience for the time the station is on the air.

Simulcasting

Listed below are the dayparts simulcast throughout the survey by the respective simulcast partners. Only the broadcast simulcast daypart(s) is (are) indicated for each simulcast combination.

Users of this report may add the published Average Quarter-Hour persons, ratings and shares in order to obtain the respective combined audience for simulcast partners. Cume estimates are not additive.

Simulcast Stations	Mon-Sun 6A-Mid	Mon-Fri 6A-10A	Mon-Fri 10A-3P	Mon-Fri 3P-7P	Mon-Fri 7P-Mid	Wkd 6A-Mid	Wkd 10A-7P	Sat 6A-10A	Sat 10A-3P	Sat 3P-7P	Sat 7P-Mid	Sun 6A-10A	Sun 10A-3P	Sun 3P-7P	Sun 7P-Mid
WBNJ-FM/ WTHH-FM	X	X	X	X	X	X	X	X	X	X	X	X	X	X	X
WEMG-AM/ WEMG-FM	X	X	X	X	X	X	X	X	X	X	X	X	X	X	X

Target Listener Trends

Target Listener Trends - Persons 12+

	Persons 12+																			
	Monday-Sunday 6AM-MID				Monday-Friday 6AM-10AM				Monday-Friday 10AM-3PM				Monday-Friday 3PM-7PM				Monday-Friday 7PM-MID			
	AQH (00)	Cume (00)	AQH Rtg	AQH Shr	AQH (00)	Cume (00)	AQH Rtg	AQH Shr	AQH (00)	Cume (00)	AQH Rtg	AQH Shr	AQH (00)	Cume (00)	AQH Rtg	AQH Shr	AQH (00)	Cume (00)	AQH Rtg	AQH Shr
WYSP-FM																				
FA '99	436	7880	1.1	6.6	1275	4749	3.1	12.7	441	2864	1.1	5.0	293	2411	.7	3.6	108	1417	.3	3.4
SU '99	391	6809	1.0	5.8	1170	4273	2.9	12.2	485	3113	1.2	5.1	260	2515	.6	3.3	95	1543	.2	3.0
SP '99	414	6320	1.0	6.0	1184	4411	2.9	11.7	500	2920	1.2	5.2	350	2707	.9	4.3	127	1429	.3	3.9
WI '99	412	6416	1.0	5.9	1288	4612	3.2	12.2	493	3197	1.2	5.0	322	2661	.8	3.9	101	1182	.2	3.1
4-Book	413	6856	1.0	6.1	1229	4511	3.0	12.2	480	3024	1.2	5.1	306	2574	.8	3.8	108	1393	.3	3.4
FA '98	392	6926	1.0	5.6	1162	4379	2.9	11.5	460	2817	1.1	4.8	268	2194	.7	3.3	99	1233	.2	2.9
WJBR-FM																				
FA '99	41	839	.1	.6	47	364	.1	.5	58	342	.1	.7	58	410	.1	.7	28	298	.1	.9
SU '99	47	852	.1	.7	60	331	.1	.6	77	357	.2	.8	48	396	.1	.6	29	331	.1	.9
SP '99	42	836	.1	.6	55	325	.1	.5	70	413	.2	.7	49	409	.1	.6	23	242	.1	.7
WI '99	40	927	.1	.6	61	376	.2	.6	76	364	.2	.8	43	411	.1	.5	12	204	.4	.4
4-Book	43	864	.1	.6	56	349	.1	.6	70	369	.2	.8	50	407	.1	.6	23	269	.1	.7
FA '98	41	995	.1	.6	45	401	.1	.4	75	450	.2	.8	62	564	.2	.8	15	269	.4	.4
WKXW-FM																				
FA '99	64	1447	.2	1.0	76	634	.2	.8	137	682	.3	1.6	92	752	.2	1.1	16	286	.5	.5
SU '99	68	1735	.2	1.0	85	735	.2	.9	121	811	.3	1.3	102	927	.3	1.3	30	476	.1	.9
SP '99	71	1355	.2	1.0	92	640	.2	.9	112	597	.3	1.2	109	740	.3	1.3	23	294	.1	.7
WI '99	78	1536	.2	1.1	139	856	.3	1.3	128	718	.3	1.3	113	979	.3	1.4	19	377	.6	.6
4-Book	70	1518	.2	1.0	98	716	.2	1.0	125	702	.3	1.4	104	850	.3	1.3	22	358	.1	.7
FA '98	89	1707	.2	1.3	106	667	.3	1.0	162	858	.4	1.7	133	865	.3	1.6	43	464	.1	1.2
WLEV-FM																				
FA '99	23	380	.1	.3	42	224	.1	.4	54	181	.1	.6	20	168	.2	.2	5	88	.2	.2
SU '99	**	**	**	**	**	**	**	**	**	**	**	**	**	**	**	**	**	**	**	**
SP '99	30	459	.1	.4	39	203	.1	.4	54	167	.1	.6	42	287	.1	.5	8	140	.2	.2
WI '99	**	**	**	**	**	**	**	**	**	**	**	**	**	**	**	**	**	**	**	**
4-Book	**	**	**	**	**	**	**	**	**	**	**	**	**	**	**	**	**	**	**	**
FA '98	**	**	**	**	**	**	**	**	**	**	**	**	**	**	**	**	**	**	**	**
WNJO-FM																				
FA '99	37	1127	.1	.6	43	464	.1	.4	59	457	.1	.7	45	547	.1	.6	15	308	.5	.5
SU '99	66	1372	.2	1.0	87	707	.2	.9	127	765	.3	1.3	67	670	.2	.9	20	354	.6	.6
SP '99	55	1099	.1	.8	58	449	.1	.6	101	500	.2	1.0	81	609	.2	1.0	11	256	.3	.3
WI '99	64	1184	.2	.9	61	460	.2	.6	113	596	.3	1.1	76	618	.2	.9	21	289	.1	.6
4-Book	56	1196	.2	.8	62	520	.2	.6	100	580	.2	1.0	67	611	.2	.9	17	302	.5	.5
FA '98	45	989	.1	.6	44	449	.1	.4	87	449	.2	.9	60	470	.1	.7	14	225	.4	.4
WPST-FM																				
FA '99	108	3556	.3	1.6	143	1749	.4	1.4	116	1358	.3	1.3	150	2033	.4	1.9	61	1149	.2	1.9
SU '99	122	3455	.3	1.8	120	1417	.3	1.3	174	1627	.4	1.8	168	1838	.4	2.1	87	1308	.2	2.7
SP '99	97	3362	.2	1.4	123	1333	.3	1.2	121	1255	.3	1.3	137	1850	.3	1.7	54	1071	.1	1.6
WI '99	88	3295	.2	1.3	105	1380	.3	1.0	109	1192	.3	1.1	123	1883	.3	1.5	59	1088	.1	1.8
4-Book	104	3417	.3	1.5	123	1470	.3	1.2	130	1358	.3	1.4	145	1901	.4	1.8	65	1154	.2	2.0
FA '98	95	3109	.2	1.4	116	1294	.3	1.1	100	1141	.2	1.1	134	1633	.3	1.6	59	926	.1	1.7
WSTV-FM																				
FA '99	27	1201	.1	.4	45	453	.1	.4	38	365	.1	.4	36	632	.1	.4	11	311	.3	.3
SU '99	37	1118	.1	.6	49	432	.1	.5	59	408	.1	.6	43	518	.1	.5	16	283	.5	.5
SP '99	**	**	**	**	**	**	**	**	**	**	**	**	**	**	**	**	**	**	**	**
WI '99	**	**	**	**	**	**	**	**	**	**	**	**	**	**	**	**	**	**	**	**
4-Book	**	**	**	**	**	**	**	**	**	**	**	**	**	**	**	**	**	**	**	**
FA '98	**	**	**	**	**	**	**	**	**	**	**	**	**	**	**	**	**	**	**	**
TOTALS																				
FA '99	6654	38858	16.4		10058	34433	24.8		8837	28809	21.7		8099	32385	19.9		3157	22173	7.8	
SU '99	6705	38941	16.5		9583	32771	23.6		9512	30805	23.4		7879	32595	19.4		3205	22877	7.9	
SP '99	6868	39201	16.9		10157	33901	25.0		9673	30112	23.8		8147	32982	20.0		3276	22286	8.1	
WI '99	7020	39162	17.3		10564	34351	26.0		9920	30066	24.4		8196	32892	20.2		3267	22210	8.0	
4-Book	6812	39041	16.8		10091	33864	24.9		9486	29948	23.3		8080	32714	19.9		3226	22387	8.0	
FA '98	6945	39022	17.1		10109	34087	24.9		9493	29653	23.3		8220	32770	20.2		3466	22301	8.5	

** Station(s) not reported this survey.

* Listener estimates adjusted for reported broadcast schedule.

+ Station(s) changed call letters - see Page 13.

4-Book: Avg. of current and previous 3 surveys.
2-Book: Avg. of most recent 2 surveys.

Target Listener Estimates

Persons 12+																				
Monday-Friday 6AM-7PM				Weekend 6AM-MID				Saturday 6AM-10AM				Saturday 10AM-3PM				Saturday 3PM-7PM				
AQH (00)	Cume (00)	AQH Rtg	AQH Shr	AQH (00)	Cume (00)	AQH Rtg	AQH Shr	AQH (00)	Cume (00)	AQH Rtg	AQH Shr	AQH (00)	Cume (00)	AQH Rtg	AQH Shr	AQH (00)	Cume (00)	AQH Rtg	AQH Shr	
KYW -AM																				
FA '99	601	9706	1.5	6.7	279	5584	.7	5.8	624	2695	1.5	12.2	305	1515	.8	4.1	220	1161	.5	4.1
4-Book	653	10221	1.6	7.1	315	5928	.8	6.5	714	2945	1.8	13.9	360	1785	.9	4.6	216	1082	.5	3.9
WBEB-FM																				
FA '99	662	5531	1.6	7.4	230	3141	.6	4.8	276	923	.7	5.4	382	1206	.9	5.2	247	960	.6	4.6
4-Book	647	5405	1.6	7.0	240	3159	.6	4.9	249	840	.6	4.8	432	1298	1.1	5.5	279	987	.7	5.0
WDAS-AM																				
FA '99	86	897	.2	1.0	99	1003	.2	2.0	76	171	.2	1.5	60	195	.1	.8	34	105	.1	.6
4-Book	98	823	.2	1.1	98	923	.2	2.0	78	182	.2	1.5	66	164	.1	.8	36	89	.1	.6
WDAS-FM																				
FA '99	442	3667	1.1	4.9	281	2620	.7	5.8	256	662	.6	5.0	363	971	.9	4.9	320	817	.8	6.0
4-Book	468	3551	1.2	5.1	298	2616	.7	6.1	275	705	.7	5.4	396	1051	1.0	5.0	332	792	.8	6.0
+WEJM-FM																				
FA '99	319	3499	.8	3.6	152	2194	.4	3.1	176	584	.4	3.4	300	936	.7	4.0	203	833	.5	3.8
4-Book	268	3548	.7	2.9	139	2194	.4	2.9	119	476	.3	2.3	255	916	.6	3.2	189	736	.5	3.4
+WEMG-AM																				
FA '99	33	251	.1	.4	29	180	.1	.6	43	90	.1	.8	40	76	.1	.5	13	49	.1	.2
4-Book	35	253	.1	.4	22	188	.1	.5	28	64	.1	.6	40	94	.1	.5	25	59	.1	.4
+WEMG-FM																				
FA '99	43	406	.1	.5	24	234	.1	.5	15	81	.1	.3	55	165	.1	.7	43	108	.1	.8
4-Book	**	**	**	**	**	**	**	**	**	**	**	**	**	**	**	**	**	**	**	**
WHAT-AM																				
FA '99	100	610	.2	1.1	75	592	.2	1.6	102	199	.3	2.0	92	217	.2	1.2	35	91	.1	.7
4-Book	103	632	.2	1.1	71	562	.2	1.5	78	168	.2	1.5	97	184	.2	1.2	66	107	.2	1.2
WIOD-FM																				
FA '99	438	6074	1.1	4.9	267	4126	.7	5.5	181	820	.4	3.5	436	1773	1.1	5.9	378	1403	.9	7.0
4-Book	382	5771	1.0	4.2	232	3818	.6	4.8	152	690	.4	3.0	422	1668	1.0	5.4	306	1215	.8	5.5
WIP -AM																				
FA '99	291	3017	.7	3.2	85	1533	.2	1.8	110	427	.3	2.1	100	458	.2	1.3	31	191	.1	.6
4-Book	307	3301	.8	3.3	98	1736	.2	2.0	139	502	.3	2.7	172	642	.4	2.2	97	399	.3	1.7
WJJZ-FM																				
FA '99	374	3088	.9	4.2	198	2298	.5	4.1	156	520	.4	3.0	316	946	.8	4.3	257	724	.6	4.8
4-Book	438	3442	1.1	4.7	224	2423	.6	4.6	206	590	.5	4.0	381	1017	.9	4.8	309	818	.8	5.5
+WLCE-FM																				
WYXR-FM																				
FA '99	281	3485	.7	3.1	105	1881	.3	2.2	114	492	.3	2.2	186	642	.5	2.5	139	536	.3	2.6
4-Book	271	3600	.7	2.9	119	2014	.3	2.4	107	436	.3	2.1	205	752	.5	2.6	154	573	.4	2.8
WMGK-FM																				
FA '99	335	3851	.8	3.7	149	2255	.4	3.1	153	535	.4	3.0	302	1017	.7	4.1	211	704	.5	3.9
4-Book	345	3880	.8	3.7	151	2309	.4	3.1	130	513	.3	2.5	305	1054	.8	3.9	225	791	.6	4.0
WMMR-FM																				
FA '99	296	3725	.7	3.3	101	1979	.2	2.1	121	400	.3	2.4	182	803	.4	2.5	154	554	.4	2.9
4-Book	321	3785	.8	3.5	126	2214	.3	2.6	138	496	.3	2.7	250	928	.6	3.2	174	684	.4	3.1
WNAP-AM																				
FA '99	* 44	261	.1	.5	* 28	162	.1	.6	* 20	43	.1	.4	38	109	.1	.5	* 22	52	.1	.4
4-Book	30	254	.1	.3	26	183	.1	.6	18	46	.1	.4	43	102	.1	.6	26	51	.1	.5
WUGL-FM																				
FA '99	368	4434	.9	4.1	233	2926	.6	4.8	203	772	.5	4.0	311	1040	.8	4.2	267	894	.7	5.0
4-Book	385	4393	1.0	4.2	245	3224	.6	5.1	216	795	.5	4.2	408	1296	1.0	5.2	315	989	.8	5.6
WPEN-AM																				
FA '99	423	2735	1.0	4.7	222	2145	.5	4.6	349	939	.9	6.8	413	1114	1.0	5.6	284	761	.7	5.3
4-Book	379	2631	.9	4.1	216	2059	.5	4.5	326	852	.8	6.3	461	1084	1.1	5.9	281	731	.7	5.1

** Station(s) not reported this survey.

* Listener estimates adjusted for reported broadcast schedule.

+ Station(s) changed call letters - see Page 13.

4-Book: Avg. of current and previous 3 surveys.
2-Book: Avg. of most recent 2 surveys.

Target Listener Estimates

Target Listener Estimates - Persons 12+

		Persons 12+																				
		Monday-Friday 6AM-7PM				Weekend 6AM-MID				Saturday 6AM-10AM				Saturday 10AM-3PM				Saturday 3PM-7PM				
		AQH (00)	Cume (00)	AQH Rtg	AQH Shr	AQH (00)	Cume (00)	AQH Rtg	AQH Shr	AQH (00)	Cume (00)	AQH Rtg	AQH Shr	AQH (00)	Cume (00)	AQH Rtg	AQH Shr	AQH (00)	Cume (00)	AQH Rtg	AQH Shr	
WPHI-FM	FA '99	188	3024	.5	2.1	164	2147	.4	3.4	117	403	.3	2.3	252	940	.6	3.4	215	714	.5	4.0	
	4-Book	212	3313	.6	2.3	167	2273	.4	3.4	108	421	.3	2.1	270	961	.7	3.4	218	740	.5	3.9	
WPHT-AM	FA '99	72	1135	.2	.8	31	595	.1	.6	21	62	.1	.4	20	118	.3		25	96	.1	.5	
	4-Book	101	1298	.3	1.1	51	813	.1	1.1	44	139	.1	.9	53	189	.1	.7	40	142	.1	.7	
WPLY-FM	FA '99	305	4470	.8	3.4	161	2944	.4	3.3	110	563	.3	2.1	322	1360	.8	4.3	209	838	.5	3.9	
	4-Book	285	4417	.7	3.1	150	2767	.4	3.1	98	451	.3	1.9	283	1229	.7	3.6	192	827	.5	3.4	
WSSJ-AM	FA '99	38	208	.1	.4	34	221	.1	.7	22	45	.1	.4	44	91	.1	.6	71	109	.2	1.3	
	4-Book	34	196	.1	.4	31	169	.1	.6	29	60	.1	.6	56	90	.1	.7	42	67	.1	.8	
WUSL-FM	FA '99	399	4769	1.0	4.4	303	3483	.7	6.3	249	776	.6	4.9	475	1516	1.2	6.4	362	1098	.9	6.7	
	4-Book	389	4682	1.0	4.2	287	3341	.7	5.9	197	659	.5	3.8	431	1338	1.1	5.5	396	1116	1.0	7.1	
WVDB-FM	FA '99	363	3532	.9	4.0	223	2443	.5	4.6	289	793	.7	5.6	288	787	.7	3.9	123	339	.3	2.3	
	4-Book	349	3234	.9	3.8	207	2254	.5	4.2	285	762	.7	5.5	242	707	.6	3.1	100	305	.3	1.8	
WXTU-FM	FA '99	326	2827	.8	3.6	179	1980	.4	3.7	200	699	.5	3.9	335	1025	.8	4.5	204	605	.5	3.8	
	4-Book	322	2863	.8	3.5	177	1999	.4	3.6	214	672	.5	4.2	327	1009	.8	4.2	200	658	.5	3.6	
WYSP-FM	FA '99	652	6056	1.6	7.3	275	3980	.7	5.7	203	610	.5	4.0	290	1001	.7	3.9	199	653	.5	3.7	
	4-Book	657	5939	1.6	7.1	186	2832	.5	3.8	170	530	.4	3.3	267	988	.7	3.4	181	693	.5	3.3	
WJBR-FM	FA '99	55	663	.1	.6	26	388	.1	.5	17	47	.3		39	151	.1	.5	16	71		.3	
	4-Book	60	665	.2	.6	26	379	.1	.5	20	68	.1	.4	47	162	.1	.6	36	108	.1	.6	
WKXV-FM	FA '99	105	1204	.3	1.2	25	484	.1	.5	16	84	.3		52	202	.1	.7	34	125	.1	.6	
	4-Book	110	1294	.3	1.2	31	508	.1	.6	33	139	.1	.7	59	208	.1	.8	39	136	.1	.7	
WLEV-FM	FA '99	40	317	.1	.4	4	107	.1		**	**	**	**	7	37	.1		2	18	**	**	
	4-Book	**	**	**	**	**	**	**	**	**	**	**	**	**	**	**	**	**	**	**	**	**
WNJO-FM	FA '99	49	894	.1	.5	30	463	.1	.6	21	74	.1	.4	41	185	.1	.6	60	237	.1	1.1	
	4-Book	78	961	.2	.9	41	560	.1	.8	29	107	.1	.6	77	249	.2	1.0	53	207	.1	1.0	
WPST-FM	FA '99	135	3034	.3	1.5	93	1954	.2	1.9	64	299	.2	1.2	177	906	.4	2.4	131	519	.3	2.4	
	4-Book	133	2879	.3	1.5	79	1716	.2	1.6	54	278	.2	1.0	141	691	.3	1.8	100	481	.3	1.8	
WSTW-FM	FA '99	40	904	.1	.4	16	475	.3		14	78	.3		24	143	.1	.3	26	160	.1	.5	
	4-Book	**	**	**	**	**	**	**	**	**	**	**	**	**	**	**	**	**	**	**	**	**
TDOTALS	FA '99	8982	38334	22.1		4837	32104	11.9		5131	14400	12.6		7417	19152	18.3		5372	14032	13.2		
	4-Book	9241	38344	22.7		4862	32510	12.0		5140	14399	12.6		7894	20116	19.4		5583	14754	13.7		

** Station(s) not reported this survey.

* Listener estimates adjusted for reported broadcast schedule.

+ Station(s) changed call letters - see Page 13.

4-Book: Avg. of current and previous 3 surveys.
2-Book: Avg. of most recent 2 surveys.

Target Listener Estimates

Persons 12+																				
Saturday 7PM-MID				Sunday 6AM-10AM				Sunday 10AM-3PM				Sunday 3PM-7PM				Sunday 7PM-MID				
AQH (00)	Cume (00)	AQH Rtg	AQH Shr	AQH (00)	Cume (00)	AQH Rtg	AQH Shr	AQH (00)	Cume (00)	AQH Rtg	AQH Shr	AQH (00)	Cume (00)	AQH Rtg	AQH Shr	AQH (00)	Cume (00)	AQH Rtg	AQH Shr	
KYW -AM																				
FA '99	136	728	.3	4.2	483	2154	1.2	11.6	234	1266	.6	3.7	159	810	.4	3.6	145	737	.4	5.8
4-Book	127	742	.3	4.0	584	2428	1.5	14.2	277	1405	.7	4.7	189	865	.5	4.5	137	782	.3	5.3
WBEB-FM																				
FA '99	114	555	.3	3.5	208	696	.5	5.0	303	1021	.7	4.8	202	669	.5	4.6	113	447	.3	4.5
4-Book	131	594	.3	4.1	184	616	.4	4.5	316	1068	.8	5.3	202	695	.5	4.8	121	508	.3	4.7
WDAS-AM																				
FA '99	10	32	.3		320	665	.8	7.7	180	542	.4	2.9	92	207	.2	2.1	46	93	.1	1.8
4-Book	20	51	.1	.6	296	601	.7	7.3	190	534	.5	3.2	74	169	.2	1.8	38	80	.1	1.5
WDAS-FM																				
FA '99	288	695	.7	8.9	191	617	.5	4.6	263	769	.6	4.2	189	449	.5	4.3	342	633	.8	13.6
4-Book	250	650	.6	7.8	197	559	.5	4.8	274	798	.7	4.6	249	586	.6	5.9	382	729	1.0	14.8
+WEJM-FM																				
FA '99	124	429	.3	3.8	63	247	.2	1.5	160	621	.4	2.6	119	373	.3	2.7	64	214	.2	2.5
4-Book	109	464	.3	3.4	53	236	.2	1.3	157	666	.4	2.7	151	552	.4	3.5	73	302	.2	2.8
+WEMG-AM																				
FA '99	12	39	.4		46	78	.1	1.1	46	68	.1	.7	17	47	.4		13	45		.5
4-Book	11	27	.4		20	47		.5	29	72	.1	.5	18	36	.5		7	24		.3
+WEMG-FM																				
FA '99	7	71	.2		10	44	.2		18	77	.3		23	69	.1	.5	20	75		.8
4-Book	**	**	**	**	**	**	**	**	**	**	**	**	**	**	**	**	**	**	**	**
WHAT-AM																				
FA '99	37	91	.1	1.1	183	330	.5	4.4	89	265	.2	1.4	61	165	.2	1.4	16	64		.6
4-Book	41	96	.1	1.3	125	258	.3	3.0	93	264	.2	1.6	53	122	.2	1.3	23	67	.1	.9
WIOQ-FM																				
FA '99	247	1085	.6	7.6	139	616	.3	3.3	317	1430	.8	5.1	259	1037	.6	5.9	155	693	.4	6.2
4-Book	225	982	.6	7.0	100	471	.3	2.4	254	1202	.6	4.3	223	928	.6	5.3	142	647	.4	5.5
WIP -AM																				
FA '99	35	173	.1	1.1	66	236	.2	1.6	151	520	.4	2.4	97	410	.2	2.2	82	277	.2	3.3
4-Book	44	223	.1	1.4	70	269	.2	1.7	105	455	.3	1.7	90	343	.2	2.1	63	278	.2	2.5
WJJZ-FM																				
FA '99	184	549	.5	5.7	111	399	.3	2.7	219	689	.5	3.5	196	569	.5	4.5	130	350	.3	5.2
4-Book	184	608	.5	5.8	138	444	.3	3.4	241	710	.6	4.1	206	565	.5	4.9	120	391	.3	4.6
+WLCE-FM																				
WYXR-FM																				
FA '99	81	416	.2	2.5	57	340	.1	1.4	162	609	.4	2.6	58	241	.1	1.3	30	143	.1	1.2
4-Book	94	398	.3	3.0	62	282	.2	1.5	158	657	.4	2.7	97	399	.2	2.3	62	245	.2	2.4
WMGK-FM																				
FA '99	70	327	.2	2.2	74	323	.2	1.8	163	678	.4	2.6	167	584	.4	3.8	54	244	.1	2.1
4-Book	80	390	.2	2.5	62	292	.2	1.5	188	771	.5	3.2	151	527	.4	3.6	57	252	.1	2.2
WMMR-FM																				
FA '99	58	375	.1	1.8	48	294	.1	1.2	102	498	.3	1.6	109	544	.3	2.5	41	294	.1	1.6
4-Book	71	410	.2	2.2	61	276	.2	1.5	137	609	.4	2.3	122	517	.3	2.9	52	279	.2	2.0
WNAP-AM																				
FA '99					* 47	54	.1	1.1	13	52	.2		* 32	41	.1	.7				
4-Book	**	**	**	**	33	61	.1	.8	19	63	.1	.3	19	32	.4		**	**	**	**
WUOL-FM																				
FA '99	167	576	.4	5.1	211	676	.5	5.1	251	839	.6	4.0	265	689	.7	6.0	190	486	.5	7.6
4-Book	150	588	.4	4.7	247	741	.6	6.1	259	925	.6	4.3	221	656	.6	5.2	150	479	.4	5.8
WPN-AM																				
FA '99	126	369	.3	3.9	96	381	.2	2.3	226	740	.6	3.6	199	553	.5	4.5	92	237	.2	3.7
4-Book	111	376	.3	3.4	110	376	.3	2.7	209	630	.5	3.5	152	424	.4	3.6	83	272	.2	3.2

** Station(s) not reported this survey.

* Listener estimates adjusted for reported broadcast schedule.

+ Station(s) changed call letters - see Page 13.

4-Book: Avg. of current and previous 3 surveys.
2-Book: Avg. of most recent 2 surveys.

Target Listener Estimates

Target Listener Estimates - Persons 12+

		Persons 12+																				
		Saturday 7PM-MID				Sunday 6AM-10AM				Sunday 10AM-3PM				Sunday 3PM-7PM				Sunday 7PM-MID				
		AQH (00)	Cume (00)	AQH Rtg	AQH Shr	AQH (00)	Cume (00)	AQH Rtg	AQH Shr	AQH (00)	Cume (00)	AQH Rtg	AQH Shr	AQH (00)	Cume (00)	AQH Rtg	AQH Shr	AQH (00)	Cume (00)	AQH Rtg	AQH Shr	
WPHI-FM	FA '99	202	678	.5	6.2	94	358	.2	2.3	177	688	.4	2.8	134	447	.3	3.0	101	308	.2	4.0	
	4-Book	186	704	.5	5.8	91	299	.2	2.2	180	633	.4	3.0	151	523	.4	3.6	109	390	.3	4.3	
WPHT-AM	FA '99	11	52		.3	92	222	.2	2.2	47	185	.1	.7	22	86	.1	.5	13	68		.5	
	4-Book	37	135	.1	1.2	83	220	.2	2.0	62	248	.1	1.0	48	181	.1	1.2	40	123	.1	1.5	
WPLY-FM	FA '99	145	614	.4	4.5	68	365	.2	1.6	166	792	.4	2.6	138	616	.3	3.1	102	450	.3	4.1	
	4-Book	118	574	.3	3.7	67	324	.2	1.6	180	890	.5	3.0	148	672	.4	3.5	91	440	.3	3.6	
VSSJ-AM	FA '99	41	79	.1	1.3	16	30		.4	40	84	.1	.6	24	41	.1	.5	13	32		.5	
	4-Book	19	39	.1	.6	21	41		.5	36	65	.1	.6	31	51	.1	.7	10	23		.4	
WUSL-FM	FA '99	307	928	.8	9.4	256	808	.6	6.1	354	1187	.9	5.6	247	771	.6	5.6	158	578	.4	6.3	
	4-Book	312	970	.8	9.7	232	715	.6	5.7	314	1103	.8	5.2	233	737	.6	5.5	168	564	.4	6.5	
WWDB-FM	FA '99	60	269	.1	1.8	231	857	.6	5.5	604	1141	1.5	9.6	82	284	.2	1.9	74	312	.2	2.9	
	4-Book	95	351	.2	2.9	213	765	.6	5.2	527	1090	1.3	8.8	75	230	.2	1.8	87	299	.2	3.4	
WXTU-FM	FA '99	71	356	.2	2.2	145	494	.4	3.5	269	811	.7	4.3	149	494	.4	3.4	52	189	.1	2.1	
	4-Book	76	334	.2	2.4	137	448	.4	3.4	252	760	.6	4.2	161	511	.4	3.8	53	220	.1	2.1	
WYSP-FM	FA '99	104	431	.3	3.2	97	322	.2	2.3	668	2230	1.6	10.7	564	1973	1.4	12.8	64	308	.2	2.5	
	4-Book	114	454	.3	3.6	67	233	.2	1.6	330	1146	.8	5.5	269	948	.7	6.2	77	323	.2	3.0	
VJBR-FM	FA '99	37	84	.1	1.1	25	80	.1	.6	38	118	.1	.6	20	74		.5	7	36		.3	
	4-Book	22	83	.1	.7	15	60		.4	32	113	.1	.5	18	66		.4	13	53		.5	
WKXW-FM	FA '99	13	84		.4	28	78	.1	.7	32	92	.1	.5	16	54		.4	7	42		.3	
	4-Book	14	87		.5	23	84	.1	.6	45	136	.1	.8	27	87	.1	.7	9	40		.3	
WLEV-FM	FA '99	3	18		.1	5	27		.1	5	27		.1	3	19		.1	4	17		.2	
	4-Book	**	**	**	**	**	**	**	**	**	**	**	**	**	**	**	**	**	**	**	**	**
WNJO-FM	FA '99	17	103		.5	22	72	.1	.5	33	169	.1	.5	43	128	.1	1.0	7	32		.3	
	4-Book	19	108		.6	28	93	.1	.7	65	205	.2	1.1	49	156	.1	1.2	7	55		.3	
WPST-FM	FA '99	76	351	.2	2.3	60	288	.1	1.4	101	559	.2	1.6	87	390	.2	2.0	39	204	.1	1.6	
	4-Book	69	340	.2	2.2	35	204	.1	.8	94	508	.3	1.6	87	388	.2	2.1	43	224	.1	1.7	
WSTV-FM	FA '99	10	72		.3	8	56		.2	14	114		.2	20	89		.5	15	75		.6	
	4-Book	**	**	**	**	**	**	**	**	**	**	**	**	**	**	**	**	**	**	**	**	**
TOTALS	FA '99	3253	9891	8.0		4170	12336	10.3		6268	16894	15.4		4395	11797	10.8		2512	7758	6.2		
	4-Book	3212	10350	7.9		4104	12024	10.1		5969	16546	14.7		4233	11510	10.4		2584	8072	6.4		

** Station(s) not reported this survey.

* Listener estimates adjusted for reported broadcast schedule.

+ Station(s) changed call letters - see Page 13.

4-Book: Avg. of current and previous 3 surveys.
2-Book: Avg. of most recent 2 surveys.

Target Listener Trends

Persons 12-24																				
Monday-Sunday 6AM-MID				Monday-Friday 6AM-10AM				Monday-Friday 10AM-3PM				Monday-Friday 3PM-7PM				Monday-Friday 7PM-MID				
AQH (00)	Cume (00)	AQH Rtg	AQH Shr	AQH (00)	Cume (00)	AQH Rtg	AQH Shr	AQH (00)	Cume (00)	AQH Rtg	AQH Shr	AQH (00)	Cume (00)	AQH Rtg	AQH Shr	AQH (00)	Cume (00)	AQH Rtg	AQH Shr	
KYW -AM																				
FA '99	9	567	.1	.8	26	325	.3	1.9	8	138	.1	.7	9	146	.1	.6	3	94	.3	
SU '99	12	654	.1	1.1	33	365	.4	2.9	7	164	.1	.5	8	161	.1	.6	5	78	.1	
SP '99	14	641	.2	1.3	35	388	.4	2.7	12	130	.1	1.0	16	208	.2	1.1	3	104	.3	
WI '99	15	679	.2	1.3	38	416	.5	2.8	13	142	.2	1.1	15	176	.2	1.0	8	127	.1	
4-Book	13	635	.2	1.1	33	374	.4	2.6	10	144	.1	.8	12	173	.2	.8	5	101	.1	
FA '98	9	562	.1	.8	37	381	.5	2.7	4	88	.4	.4	3	90	.2	.2	1	35	.1	
WBEB-FM																				
FA '99	47	1026	.6	4.1	38	419	.5	2.8	40	309	.5	3.6	54	412	.7	3.5	68	525	.8	
SU '99	38	1007	.5	3.4	36	345	.4	3.1	65	410	.8	4.6	42	358	.5	3.1	27	327	.3	
SP '99	53	1128	.7	4.8	54	477	.7	4.1	102	445	1.3	8.3	82	531	1.0	5.5	27	425	.3	
WI '99	48	1043	.6	4.3	43	387	.5	3.1	75	355	.9	6.5	54	418	.7	3.7	36	417	.4	
4-Book	47	1051	.6	4.2	43	407	.5	3.3	71	380	.9	5.8	58	430	.7	4.0	40	424	.5	
FA '98	42	965	.5	3.7	43	393	.5	3.2	61	393	.8	5.4	55	402	.7	3.5	37	448	.5	
WDAS-AM																				
FA '99	12	215	.1	1.0	13	105	.2	1.0	9	51	.1	.8	19	76	.2	1.2	7	42	.1	
SU '99	6	167	.1	.5	6	39	.1	.5	7	64	.1	.5	6	30	.1	.4	2	28	.2	
SP '99	2	75	.2	.2	1	16	.1	.1	3	20	.2	.2	3	9	.2	.2	1	5	.1	
WI '99	4	140	.4	.4	6	80	.1	.4	3	27	.3	.3	3	29	.2	.2	6	52	.1	
4-Book	6	149	.1	.5	7	60	.1	.5	6	41	.1	.5	7	36	.1	.5	4	32	.1	
FA '98	5	128	.1	.4	12	59	.1	.9	4	27	.4	.4	4	33	.3	.3				
WDAS-FM																				
FA '99	42	764	.5	3.6	50	292	.6	3.7	30	220	.4	2.7	50	340	.6	3.2	53	324	.7	
SU '99	28	790	.3	2.5	28	261	.3	2.4	29	320	.4	2.0	27	345	.3	2.0	32	370	.4	
SP '99	45	741	.6	4.0	48	303	.6	3.7	45	259	.6	3.6	53	283	.7	3.6	43	290	.5	
WI '99	32	710	.4	2.9	33	279	.4	2.4	26	223	.3	2.3	36	264	.4	2.5	38	373	.5	
4-Book	37	751	.5	3.3	40	284	.5	3.1	33	256	.4	2.7	42	308	.5	2.8	42	339	.5	
FA '98	53	871	.7	4.6	55	401	.7	4.1	52	327	.6	4.6	58	364	.7	3.7	59	436	.7	
+WEJM-FM																				
FA '99	24	564	.3	2.1	20	181	.2	1.5	44	249	.5	4.0	33	304	.4	2.1	10	176	.1	
SU '99	19	531	.2	1.7	13	185	.2	1.1	31	224	.4	2.2	22	243	.3	1.6	9	140	.1	
SP '99	26	1239	.3	2.3	34	427	.4	2.6	16	313	.2	1.3	49	762	.6	3.3	20	423	.2	
WI '99	53	1705	.7	4.8	77	781	1.0	5.6	61	548	.8	5.3	72	969	.9	5.0	31	807	.4	
4-Book	31	1010	.4	2.7	36	394	.5	2.7	38	334	.5	3.2	44	570	.6	3.0	18	387	.2	
FA '98	62	1781	.8	5.4	74	839	.9	5.5	69	673	.9	6.1	93	1073	1.2	6.0	49	746	.6	
+WEMG-AM																				
FA '99	4	109	.3	.3	3	63	.2	.2	5	44	.1	.5	4	27	.3	.3				
SU '99	2	62	.2	.2					3	38	.2	.2	2	39	.1	.1	1	15	.1	
SP '99	4	86	.4	.4	3	22	.2	.2	3	32	.2	.2	4	44	.3	.3	4	45	.4	
WI '99	4	51	.4	.4	6	27	.1	.4	7	9	.1	.6	4	36	.3	.3	1	14	.1	
4-Book	4	77	.3	.3	3	28	.2	.2	5	31	.1	.4	4	37	.3	.3	2	19	.2	
FA '98	10	103	.1	.9	8	39	.1	.6	14	71	.2	1.2	19	58	.2	1.2	5	31	.1	
+WEMG-FM																				
FA '99	11	129	.1	1.0	14	76	.2	1.0	16	63	.2	1.5	12	74	.1	.8	4	87	.4	
SU '99	2	48	.2	.2	4	16	.3	.3	1	7	.1	.1	3	25	.2	.2	1	16	.1	
SP '99	**	**	**	**	**	**	**	**	**	**	**	**	**	**	**	**	**	**	**	**
WI '99	**	**	**	**	1	10	.1	.1	**	**	**	**	**	**	**	**	**	9	**	
4-Book	**	**	**	**	**	**	**	**	**	**	**	**	**	**	**	**	**	**	**	
FA '98		16							1	6	.1	.1		10						
WHAT-AM																				
FA '99	2	42	.2	.2	1	11	.1	.1	1	22	.1	.1					7	11	.1	
SU '99	5	39	.1	.5	10	18	.1	.9	3	24	.2	.2	10	30	.1	.7	3	24	.3	
SP '99		29				5														
WI '99		13								6				7						
4-Book	2	31	.2	.2	3	9	.3	.3	1	13	.1	.1	3	9	.2	.2	3	9	.3	
FA '98		4				4														

** Station(s) not reported this survey.

* Listener estimates adjusted for reported broadcast schedule.

+ Station(s) changed call letters - see Page 13.

4-Book: Avg. of current and previous 3 surveys.
2-Book: Avg. of most recent 2 surveys.

Target Listener Trends

Persons 12-24

	Monday-Sunday 6AM-MID				Monday-Friday 6AM-10AM				Monday-Friday 10AM-3PM				Monday-Friday 3PM-7PM				Monday-Friday 7PM-MID			
	AQH (00)	Cume (00)	AQH Rtg	AQH Shr	AQH (00)	Cume (00)	AQH Rtg	AQH Shr	AQH (00)	Cume (00)	AQH Rtg	AQH Shr	AQH (00)	Cume (00)	AQH Rtg	AQH Shr	AQH (00)	Cume (00)	AQH Rtg	AQH Shr
WPEN-AM																				
FA '99	1	21	.1	.1	2	21	.1	.1	7	11	.1	.5					2	8	.2	.2
SU '99	2	21	.2	.2	5	21	.1	.4									1	17	.1	.1
SP '99	1	36	.1	.1						19								5		
WI '99	2	21	.2	.2	2	21	.1	.1	4	9	.3	.3	3	9	.2	.2	1	8	.1	.1
4-Book	2	25	.2	.2	2	16	.2	.2	3	10	.2	.2	1	2	.1	.1	1	8	.1	.1
FA '98		37				9														
WPHI-FM																				
FA '99	111	2253	1.4	9.6	107	1036	1.3	7.9	75	986	.9	6.8	168	1365	2.1	10.8	103	1123	1.3	10.8
SU '99	105	2144	1.3	9.5	80	772	1.0	7.0	121	1165	1.5	8.5	153	1315	1.9	11.4	89	1013	1.1	10.0
SP '99	133	2646	1.6	12.0	129	1281	1.6	9.9	131	1257	1.6	10.6	188	1650	2.3	12.6	114	1399	1.4	12.3
WI '99	135	2601	1.7	12.1	130	1267	1.6	9.5	104	1134	1.3	9.1	184	1626	2.3	12.7	147	1461	1.8	15.2
4-Book	121	2411	1.5	10.8	112	1089	1.4	8.6	108	1136	1.3	8.8	173	1489	2.2	11.9	113	1249	1.4	12.1
FA '98	150	2477	1.9	13.1	139	1213	1.7	10.3	102	1183	1.3	9.0	226	1629	2.8	14.5	172	1366	2.1	16.4
WPHT-AM																				
FA '99		17				9							2	27	.1	.1	2	26	.2	.2
SU '99	1	69	.1	.1	1	5	.1	.1					2	15	.1	.1	1	28	.1	.1
SP '99	1	42	.1	.1	1	5	.1	.1						9						
WI '99	1	19	.1	.1	3	10	.2	.2	4	10	.3	.3					1	14	.1	.1
4-Book	1	37	.1	.1	1	6	.1	.1	1	3	.1	.1	1	13	.1	.1	1	14	.1	.1
FA '98	4	57	.3	.3	11	32	.1	.8					1	14	.1	.1	7	11	.1	.7
WPLY-FM																				
FA '99	103	2342	1.3	8.9	91	977	1.1	6.7	113	1105	1.4	10.3	143	1488	1.8	9.2	86	996	1.1	9.0
SU '99	112	2477	1.4	10.2	99	948	1.2	8.6	159	1311	2.0	11.2	154	1549	1.9	11.5	83	1095	1.0	9.3
SP '99	95	2382	1.2	8.5	100	984	1.2	7.7	104	1090	1.3	8.4	143	1547	1.8	9.6	86	1217	1.1	9.3
WI '99	77	2101	1.0	6.9	85	1032	1.1	6.2	84	954	1.0	7.3	113	1293	1.4	7.8	63	995	.8	6.5
4-Book	97	2326	1.2	8.6	94	985	1.2	7.3	115	1115	1.4	9.3	138	1469	1.7	9.5	80	1076	1.0	8.5
FA '98	68	2119	.8	5.9	75	909	.9	5.6	57	813	.7	5.0	108	1306	1.3	6.9	57	1013	.7	5.4
WSSJ-AM																				
FA '99	4	107	.3	.3	3	37	.2	.2	3	26	.3	.3	5	38	.1	.3		9		
SU '99	3	31	.3	.3	9	24	.1	.8	2	14	.1	.1		9			2	15	.2	.2
SP '99		30			1	10	.1	.1		10								9		
WI '99	1	26	.1	.1	3	18	.2	.2	1	13	.1	.1					1	8	.1	.1
4-Book	2	49	.2	.2	4	22	.3	.3	2	16	.1	.1	1	12	.1	.1	1	8	.1	.1
FA '98	**	**	**	**	**	**	**	**	**	**	**	**	**	**	**	**	**	**	**	**
WUSL-FM																				
FA '99	200	3043	2.5	17.3	224	1657	2.8	16.5	150	1382	1.9	13.6	266	1897	3.3	17.1	215	1663	2.7	22.5
SU '99	184	2801	2.3	16.7	181	1249	2.2	15.7	210	1640	2.6	14.8	235	1728	2.9	17.5	176	1514	2.2	19.8
SP '99	177	2965	2.2	15.9	176	1504	2.2	13.5	154	1436	1.9	12.5	243	1840	3.0	16.3	190	1537	2.4	20.6
WI '99	182	3038	2.3	16.4	214	1577	2.7	15.6	121	1267	1.5	10.5	239	1876	3.0	16.5	204	1605	2.5	21.1
4-Book	186	2962	2.3	16.6	199	1497	2.5	15.3	159	1431	2.0	12.9	246	1835	3.1	16.9	196	1580	2.5	21.0
FA '98	181	3122	2.2	15.8	211	1625	2.6	15.7	127	1380	1.6	11.2	236	1892	2.9	15.1	212	1727	2.6	20.2
WVDB-FM																				
FA '99	3	135	.3	.3	3	28	.2	.2	2	32	.2	.2	8	67	.1	.5	1	22	.1	.1
SU '99	4	139	.4	.4	4	35	.3	.3	10	82	.1	.7	3	33	.2	.2		16		
SP '99	5	191	.1	.4	3	40	.2	.2	12	111	.1	1.0	7	63	.1	.5	2	44	.2	.2
WI '99	5	104	.1	.4	2	29	.1	.1	10	61	.1	.9	7	46	.1	.5	3	20	.3	.3
4-Book	4	142	.1	.4	3	33	.2	.2	9	72	.1	.7	6	52	.1	.4	2	26	.2	.2
FA '98	3	133	.3	.3	1	30	.1	.1	3	58	.3	.3	2	10	.1	.1	5	47	.1	.5
WXTU-FM																				
FA '99	10	282	.1	.9	6	106	.1	.4	11	104	.1	1.0	17	150	.2	1.1	5	72	.1	.5
SU '99	12	329	.1	1.1	18	193	.2	1.6	16	149	.2	1.1	18	183	.2	1.3	3	61	.3	.3
SP '99	31	456	.4	2.8	49	270	.6	3.8	45	234	.6	3.6	35	256	.4	2.4	16	198	.2	1.7
WI '99	21	365	.3	1.9	18	147	.2	1.3	28	166	.3	2.4	30	228	.4	2.1	16	161	.2	1.7
4-Book	19	358	.2	1.7	23	179	.3	1.8	25	163	.3	2.0	25	204	.3	1.7	10	123	.1	1.1
FA '98	33	470	.4	2.9	34	233	.4	2.5	50	246	.6	4.4	46	282	.6	3.0	15	174	.2	1.4

** Station(s) not reported this survey.

* Listener estimates adjusted for reported broadcast schedule.

+ Station(s) changed call letters - see Page 13.

4-Book: Avg. of current and previous 3 surveys.
2-Book: Avg. of most recent 2 surveys.

Target Listener Trends

Persons 12-24

Target Listener Trends - Persons 12-24

	Monday-Sunday 6AM-MID				Monday-Friday 6AM-10AM				Monday-Friday 10AM-3PM				Monday-Friday 3PM-7PM				Monday-Friday 7PM-MID			
	AQH (00)	Cume (00)	AQH Rtg	AQH Shr	AQH (00)	Cume (00)	AQH Rtg	AQH Shr	AQH (00)	Cume (00)	AQH Rtg	AQH Shr	AQH (00)	Cume (00)	AQH Rtg	AQH Shr	AQH (00)	Cume (00)	AQH Rtg	AQH Shr
WYSP-FM																				
FA '99	99	1978	1.2	8.6	227	1182	2.8	16.7	85	702	1.1	7.7	103	821	1.3	6.6	48	549	.6	5.0
SU '99	90	1826	1.1	8.2	192	967	2.4	16.7	115	853	1.4	8.1	78	852	1.0	5.8	44	629	.5	5.0
SP '99	126	1772	1.6	11.3	285	1117	3.5	21.8	140	845	1.7	11.3	123	838	1.5	8.3	79	683	1.0	8.5
WI '99	121	1871	1.5	10.9	252	1194	3.1	18.4	135	923	1.7	11.8	132	1015	1.6	9.1	71	639	.9	7.3
4-Book	109	1862	1.4	9.8	239	1115	3.0	18.4	119	831	1.5	9.7	109	882	1.4	7.5	61	625	.8	6.5
FA '98	103	1704	1.3	9.0	262	1109	3.2	19.5	121	731	1.5	10.7	96	708	1.2	6.2	47	556	.6	4.5
WJBR-FM																				
FA '99	4	117	.3	.3	3	36	.2	.2		11	.1	.4	3	61	.2	.2	5	36	.1	.5
SU '99	4	96	.4	.4	4	33	.3	.3	5	42	.1	.4	4	37	.3	.3	6	42	.1	.7
SP '99	3	115	.3	.3	1	25	.1	.1	2	25	.1	.2	9	56	.1	.6	3	47	.3	.3
WI '99	3	110	.3	.3	3	27	.2	.2	3	38	.3	.3	2	43	.1	.1	2	38	.2	.2
4-Book	4	110	.3	.3	3	30	.2	.2	3	29	.2	.2	5	49	.3	.3	4	41	.1	.4
FA '98	3	182	.3	.3	3	61	.2	.2	5	76	.1	.4	3	93	.2	.2	3	57	.3	.3
WKXV-FM																				
FA '99	4	164	.3	.3	4	32	.3	.3	6	60	.1	.5	8	99	.1	.5	1	37	.1	.1
SU '99	4	113	.4	.4	3	27	.3	.3	11	51	.1	.8	4	56	.3	.3				
SP '99	4	74	.4	.4	3	33	.2	.2	3	17	.2	.2	9	33	.1	.6	4	27	.4	.4
WI '99	3	167	.3	.3	6	52	.1	.4	1	42	.1	.1	4	92	.3	.3	2	33	.2	.2
4-Book	4	130	.4	.4	4	36	.3	.3	5	43	.1	.4	6	70	.1	.4	2	24	.2	.2
FA '98	7	154	.1	.6	5	21	.1	.4	7	70	.1	.6	14	66	.2	.9	4	27	.4	.4
WLEV-FM																				
FA '99		10				10								10						
SU '99	**	**	**	**	**	**	**	**	**	**	**	**	**	**	**	**	**	**	**	**
SP '99	1	43	.1	.1	1	10	.1	.1					1	32	.1	.1	1	15	.1	.1
WI '99	**	**	**	**	**	**	**	**	**	**	**	**	**	**	**	**	**	**	**	**
4-Book	**	**	**	**	**	**	**	**	**	**	**	**	**	**	**	**	**	**	**	**
FA '98	**	**	**	**	**	**	**	**	**	**	**	**	**	**	**	**	**	**	**	**
WNJO-FM																				
FA '99	2	123	.2	.2	1	37	.1	.1	5	35	.1	.5	3	70	.2	.2	1	27	.1	.1
SU '99	7	232	.1	.6	9	76	.1	.8	15	137	.2	1.1	7	94	.1	.5	3	76	.3	.3
SP '99	3	108	.3	.3	3	46	.2	.2	1	26	.1	.1	4	37	.3	.3	2	53	.2	.2
WI '99	4	188	.4	.4	4	56	.3	.3	5	82	.1	.4	5	94	.1	.3	2	51	.2	.2
4-Book	4	163	.4	.4	4	54	.4	.4	7	70	.1	.5	5	74	.1	.3	2	52	.2	.2
FA '98	4	119	.3	.3	2	64	.1	.1	4	39	.4	.4	9	35	.1	.6	3	35	.3	.3
WPST-FM																				
FA '99	52	1605	.6	4.5	60	855	.7	4.4	49	549	.6	4.5	68	943	.8	4.4	40	694	.5	4.2
SU '99	64	1625	.8	5.8	58	660	.7	5.0	67	840	.8	4.7	81	950	1.0	6.0	71	851	.9	8.0
SP '99	37	1480	.5	3.3	38	512	.5	2.9	34	561	.4	2.8	55	812	.7	3.7	33	618	.4	3.6
WI '99	47	1554	.6	4.2	50	707	.6	3.6	41	501	.5	3.6	68	909	.8	4.7	49	705	.6	5.1
4-Book	50	1566	.6	4.5	52	684	.6	4.0	48	613	.6	3.9	68	904	.8	4.7	48	717	.6	5.2
FA '98	51	1492	.6	4.4	49	614	.6	3.6	48	515	.6	4.2	77	781	1.0	4.9	49	642	.6	4.7
WSTV-FM																				
FA '99	8	494	.1	.7	10	161	.1	.7	6	154	.1	.5	10	258	.1	.6	7	142	.1	.7
SU '99	4	289	.4	.4	6	69	.1	.5	5	98	.1	.4	5	156	.1	.4	3	87	.3	.3
SP '99	**	**	**	**	**	**	**	**	**	**	**	**	**	**	**	**	**	**	**	**
WI '99	**	**	**	**	**	**	**	**	**	**	**	**	**	**	**	**	**	**	**	**
4-Book	**	**	**	**	**	**	**	**	**	**	**	**	**	**	**	**	**	**	**	**
FA '98	**	**	**	**	**	**	**	**	**	**	**	**	**	**	**	**	**	**	**	**
TOTALS																				
FA '99	1154	7650	14.3		1359	6308	16.9		1099	4803	13.6		1553	6465	19.3		957	5654	11.9	
SU '99	1102	7674	13.7		1151	5471	14.3		1419	5961	17.6		1343	6524	16.7		888	5616	11.0	
SP '99	1112	7811	13.8		1306	6039	16.2		1234	5129	15.3		1488	6632	18.5		924	5665	11.5	
WI '99	1113	7740	13.8		1370	6355	17.0		1148	4926	14.2		1452	6513	18.0		969	5764	12.0	
4-Book	1120	7719	13.9		1297	6043	16.1		1225	5205	15.2		1459	6534	18.1		935	5675	11.6	
FA '98	1148	7726	14.2		1346	6252	16.7		1130	4924	14.0		1558	6379	19.3		1049	5785	13.0	

** Station(s) not reported this survey.

* Listener estimates adjusted for reported broadcast schedule.

+ Station(s) changed call letters - see Page 13.

4-Book: Avg. of current and previous 3 surveys.
2-Book: Avg. of most recent 2 surveys.

Target Listener Estimates

Persons 12-24																			
Monday-Friday 6AM-7PM				Weekend 6AM-MID				Saturday 6AM-10AM				Saturday 10AM-3PM				Saturday 3PM-7PM			
AQH (00)	Cume (00)	AQH Rtg	AQH Shr	AQH (00)	Cume (00)	AQH Rtg	AQH Shr	AQH (00)	Cume (00)	AQH Rtg	AQH Shr	AQH (00)	Cume (00)	AQH Rtg	AQH Shr	AQH (00)	Cume (00)	AQH Rtg	AQH Shr
KYW -AM																			
FA '99	14	467	.2	1.1	3	159	.3	4	24	.6	3	26	.2	2	25	.2			
4-Book	18	508	.2	1.4	8	239	.1	15	61	.2	9	60	.1	3	23	.3			
WBEB-FM																			
FA '99	44	732	.5	3.3	37	482	.5	28	78	.3	39	95	.5	29	103	.4	2.3		
4-Book	58	739	.7	4.4	30	475	.4	25	83	.3	44	131	.6	25	89	.3	2.2		
WDAS-AM																			
FA '99	13	134	.2	1.0	14	143	.2	3	9	.4	5	25	.1	5	13	.1	.4		
4-Book	6	84	.1	.5	7	91	.1	2	8	.4	2	12	.2	3	6	.2			
WDAS-FM																			
FA '99	42	592	.5	3.2	35	423	.4	22	91	.3	20	69	.2	61	136	.8	4.8		
4-Book	37	536	.5	2.8	33	395	.4	22	71	.3	40	122	.5	54	110	.7	4.8		
+WEJM-FM																			
FA '99	33	440	.4	2.5	15	288	.2	9	52	.1	33	83	.4	16	93	.2	1.3		
4-Book	39	816	.5	3.0	23	486	.3	17	93	.2	45	167	.6	33	156	.4	3.0		
+WEMG-AM																			
FA '99	4	72	.3	5	53	.1	10	24	.1	8	24	.1	1	4	.1				
4-Book	4	59	.3	3	45	.4	3	9	.5	7	20	.1	1	4	.1				
+WEMG-FM																			
FA '99	14	108	.2	1.1	10	79	.1	9	46	.1	21	71	.3	22	52	.3	1.7		
4-Book	**	**	**	**	**	**	**	**	**	**	**	**	**	**	**	**	**	**	**
WHAT-AM																			
FA '99	1	22	.1	9	9	.1	1	2	.1	1	2	.1	1	2	.1				
4-Book	2	18	.2	1	16	.1	1	2	.1	1	2	.1	1	2	.1				
WIOO-FM																			
FA '99	215	3016	2.7	16.3	142	2037	1.8	97	457	1.2	206	846	2.6	172	663	2.1	13.6		
4-Book	168	2744	2.1	12.8	121	1904	1.5	80	342	1.0	196	809	2.4	156	607	1.9	13.8		
WIP -AM																			
FA '99	17	208	.2	1.3	9	145	.1	7	35	.1	7	38	.1	9	30	.1	.8		
4-Book	18	266	.2	1.3	9	174	.1	8	39	.1	12	47	.2	9	30	.1	.8		
WJJZ-FM																			
FA '99	20	181	.2	1.5	12	160	.1	6	21	.1	14	29	.2	24	47	.3	1.9		
4-Book	20	257	.3	1.5	11	171	.1	12	27	.1	16	39	.2	14	39	.2	1.3		
+WLCE-FM																			
WYXR-FM																			
FA '99	50	766	.6	3.8	24	383	.3	6	46	.1	33	115	.4	49	158	.6	3.9		
4-Book	44	785	.6	3.4	30	502	.4	13	65	.2	41	142	.5	49	148	.6	4.4		
WMGK-FM																			
FA '99	42	537	.5	3.2	21	323	.3	7	26	.1	38	115	.5	40	115	.5	3.2		
4-Book	38	574	.5	2.9	16	306	.2	9	45	.1	25	100	.3	22	86	.3	1.9		
WMMR-FM																			
FA '99	51	1013	.6	3.9	30	644	.4	26	55	.3	44	258	.5	51	189	.6	4.0		
4-Book	51	889	.6	3.9	27	570	.4	16	57	.2	53	216	.7	41	156	.5	3.6		
WNAP-AM																			
FA '99	* 8	54	.1	.6	* 9	60	.1	* 8	17	.1	12	32	.1	* 10	23	.1	.8		
4-Book	2	24	.2	3	23	.3	2	4	.3	4	13	.2	3	7	.2				
WVGL-FM																			
FA '99	16	374	.2	1.2	20	192	.2	15	52	.2	31	84	.4	32	76	.4	2.5		
4-Book	28	406	.3	2.1	14	236	.2	10	44	.1	23	75	.3	18	66	.2	1.6		
WPEN-AM																			
FA '99	1	21	.1	2	8	.2	2	8	.3	6	8	.1	5	8	.1	.4			
4-Book	2	21	.2	1	14	.1	2	5	.3	2	6	.1	2	4	.2				

** Station(s) not reported this survey.

* Listener estimates adjusted for reported broadcast schedule.

+ Station(s) changed call letters - see Page 13.

4-Book: Avg. of current and previous 3 surveys.
2-Book: Avg. of most recent 2 surveys.

Target Listener Estimates

Persons 12-24

Target Listener Estimates - Persons 12-24

	Monday-Friday 6AM-7PM				Weekend 6AM-MID				Saturday 6AM-10AM				Saturday 10AM-3PM				Saturday 3PM-7PM			
	AQH (00)	Cume (00)	AQH Rtg	AQH Shr	AQH (00)	Cume (00)	AQH Rtg	AQH Shr	AQH (00)	Cume (00)	AQH Rtg	AQH Shr	AQH (00)	Cume (00)	AQH Rtg	AQH Shr	AQH (00)	Cume (00)	AQH Rtg	AQH Shr
WPHI-FM FA '99 4-Book	114 129	1940 2082	1.4 1.6	8.6 9.8	111 112	1346 1475	1.4 1.4	11.2 12.7	77 70	244 263	1.0 .9	11.4 11.9	157 179	601 613	1.9 2.2	10.7 13.0	154 139	480 469	1.9 1.7	12.2 12.3
WPHT-AM FA '99 4-Book	1 1	18 18	.1 .1	.1 .1	1 1	17 17	.1 .1	.1 .1	1 1	1 1	.1 .1	.1 .1	1 1	2 2	.1 .1	.1 .1	1 1	9 9	.1 .1	.1 .1
WPLY-FM FA '99 4-Book	115 116	1996 2030	1.4 1.4	8.7 8.8	93 75	1483 1342	1.2 .9	9.4 8.4	61 41	296 192	.8 .5	9.1 6.8	161 127	639 580	2.0 1.6	11.0 9.1	111 90	352 379	1.4 1.1	8.8 7.9
WSSJ-AM FA '99 4-Book	4 2	64 31	.3 .2	.3 .2	7 2	72 30	.1 .1	.7 .2	6 3	10 8	.1 .1	.9 .4	14 5	35 11	.2 .1	1.0 .4	15 5	27 9	.2 .1	1.2 .4
WUSL-FM FA '99 4-Book	209 198	2704 2609	2.6 2.5	15.9 15.0	172 156	1978 1855	2.1 1.9	17.4 17.6	124 95	391 348	1.5 1.2	18.4 16.0	287 237	929 767	3.6 3.0	19.6 17.0	178 205	557 615	2.2 2.6	14.1 18.4
WWDB-FM FA '99 4-Book	4 6	106 110	.1 .1	.3 .5	4 3	71 55	.4 .4	.4 .4	5 4	28 12	.1 .1	.7 .7	1 2	10 16	.1 .2	.1 .2	1 1	4 4	.1 .1	.1 .1
WXTU-FM FA '99 4-Book	11 25	232 293	.1 .3	.8 1.9	11 14	127 186	.1 .2	1.1 1.5	10 11	45 51	.1 .1	1.5 1.8	31 22	79 82	.4 .3	2.1 1.6	8 17	37 63	.1 .2	.6 1.5
WYSP-FM FA '99 4-Book	134 153	1685 1643	1.7 1.9	10.2 11.6	71 64	980 911	.9 .8	7.2 7.2	36 47	137 161	.4 .6	5.3 8.1	81 87	298 354	1.0 1.1	5.5 6.3	79 70	243 268	1.0 .9	6.3 6.2
WJBR-FM FA '99 4-Book	2 3	93 78	.2 .3	.2 .3	7 4	69 44	.1 .1	.7 .5	5 1	10 3	.1 .1	.7 .2	3 5	24 16	.1 .1	.2 .3	6 5	18 14	.1 .1	.5 .5
WKXW-FM FA '99 4-Book	6 5	119 94	.1 .1	.5 .4	1 2	52 42	.1 .2	.1 .2	1 1	5 5	.2 .2	.2 .2	3 3	25 16	.2 .2	.2 .2	4 2	8 6	.3 .2	.3 .2
WLEV-FM FA '99 4-Book	** **	10 **	** **	** **	** **	10 **	** **	** **	** **	** **	** **	** **	** **	10 **	.1 **	.1 **	** **	** **	** **	** **
WNJO-FM FA '99 4-Book	3 6	106 129	.1 .1	.2 .4	3 3	26 61	.3 .3	.3 .3	1 1	5 5	.1 .1	.1 .1	3 8	17 38	.2 .1	.2 .5	1 3	9 13	.1 .3	.1 .3
WPST-FM FA '99 4-Book	58 55	1381 1345	.7 .7	4.4 4.2	50 42	1024 875	.6 .5	5.1 4.8	27 28	130 138	.3 .4	4.0 4.9	79 62	477 329	1.0 .8	5.4 4.5	67 48	272 223	.8 .6	5.3 4.2
WSTW-FM FA '99 4-Book	9 **	375 **	.1 **	.7 **	7 **	184 **	.1 **	.7 **	6 **	20 **	.1 **	.9 **	8 **	54 **	.1 **	.5 **	9 **	75 **	.1 **	.7 **
TOTALS FA '99 4-Book	1318 1319	7564 7529	16.3 16.4		988 887	6343 6399	12.3 11.0		673 590	1957 1815	8.3 7.3		1467 1387	3801 3746	18.2 17.2		1263 1128	2936 2914	15.7 14.0	

** Station(s) not reported this survey.

* Listener estimates adjusted for reported broadcast schedule.

+ Station(s) changed call letters - see Page 13.

4-Book: Avg. of current and previous 3 surveys.
2-Book: Avg. of most recent 2 surveys.

Target Listener Estimates

Persons 12-24																					
Saturday 7PM-MID				Sunday 6AM-10AM				Sunday 10AM-3PM				Sunday 3PM-7PM				Sunday 7PM-MID					
AQH (00)	Cume (00)	AQH Rtg	AQH Shr	AQH (00)	Cume (00)	AQH Rtg	AQH Shr	AQH (00)	Cume (00)	AQH Rtg	AQH Shr	AQH (00)	Cume (00)	AQH Rtg	AQH Shr	AQH (00)	Cume (00)	AQH Rtg	AQH Shr		
KYW -AM																					
FA '99	2	10		.2	1	10		.2	7	47	.1	.6	2	24		.2	3	16		.4	
4-Book	4	32		.5	15	63	.2	3.2	6	40	.1	.6	6	29	.1	.8	4	35		.6	
WBEB-FM																					
FA '99	43	155	.5	4.5	33	85	.4	5.7	33	125	.4	2.9	28	85	.3	2.7	56	176	.7	8.3	
4-Book	28	107	.4	3.1	23	69	.3	4.5	34	134	.4	3.4	25	85	.3	2.9	36	142	.4	5.6	
WDAS-AM																					
FA '99		7			46	91	.6	8.0	22	64	.3	1.9	25	47	.3	2.4	13	32	.2	1.9	
4-Book	1	5		.1	23	58	.3	4.5	15	46	.2	1.5	7	13	.1	.6	5	16	.1	.8	
WDAS-FM																					
FA '99	44	108	.5	4.6	21	86	.3	3.6	39	111	.5	3.4	38	64	.5	3.7	33	85	.4	4.9	
4-Book	38	88	.5	4.1	19	63	.2	3.8	26	98	.3	2.6	30	77	.4	3.5	34	81	.4	5.3	
+WEJM-FM																					
FA '99	19	55	.2	2.0	4	29		.7	16	71	.2	1.4	17	56	.2	1.6	5	25	.1	.7	
4-Book	22	110	.3	2.4	8	43	.1	1.6	21	110	.3	2.2	26	130	.3	3.1	14	77	.2	2.1	
+WEMG-AM																					
FA '99									11	15	.1	1.0	9	22	.1	.9					
4-Book	3	9		.3	1	7		.2	6	18	.1	.6	2	6		.2	1	2		.2	
+WEMG-FM																					
FA '99	3	38		.3	8	23	.1	1.4	5	14	.1	.4					10	26	.1	1.5	
4-Book	**	**	**	**	**	**	**	**	**	**	**	**	**	**	**	**	**	**	**	**	**
WHAT-AM																					
FA '99					1	7		.2	1	9		.1									
4-Book	1	4		.1	1	3		.1	3	14		.3		2							
WIOQ-FM																					
FA '99	160	631	2.0	16.6	98	391	1.2	17.0	161	689	2.0	14.0	138	591	1.7	13.4	93	431	1.2	13.8	
4-Book	139	579	1.7	15.6	60	259	.7	12.0	130	618	1.6	13.1	114	484	1.4	12.9	77	362	1.0	12.0	
WIP -AM																					
FA '99	1	17		.1	6	9	.1	1.0	30	71	.4	2.6	13	56	.2	1.3	5	29	.1	.7	
4-Book	6	36	.1	.7	4	15	.1	.8	12	43	.2	1.1	9	36	.1	1.0	7	44	.1	1.1	
WJJZ-FM																					
FA '99	3	11		.3	5	18	.1	.9	17	47	.2	1.5	13	48	.2	1.3	10	26	.1	1.5	
4-Book	11	39	.1	1.3	8	26	.1	1.6	10	36	.1	1.0	10	38	.1	1.1	6	25	.1	1.0	
+WLCE-FM																					
VYXR-FM																					
FA '99	21	115	.3	2.2	10	66	.1	1.7	48	145	.6	4.2	10	51	.1	1.0	9	47	.1	1.3	
4-Book	32	146	.4	3.6	16	68	.2	3.5	42	186	.5	4.4	23	100	.3	2.7	20	87	.2	3.1	
WMGK-FM																					
FA '99	12	64	.1	1.2	5	41	.1	.9	17	61	.2	1.5	35	102	.4	3.4	11	56	.1	1.6	
4-Book	12	63	.1	1.4	5	34	.1	1.1	22	96	.3	2.3	23	76	.3	2.5	7	47	.1	1.1	
WMMR-FM																					
FA '99	21	136	.3	2.2	9	56	.1	1.6	28	118	.3	2.4	44	217	.5	4.3	16	111	.2	2.4	
4-Book	23	137	.3	2.5	9	40	.1	1.9	24	126	.3	2.4	32	133	.4	3.7	17	94	.2	2.6	
WNAP-AM																					
FA '99					* 19	21	.2	3.3	2	18		.2	* 12	17	.1	1.2					
4-Book	**	**	**	**	7	10	.1	1.4	1	7		.1	3	4		.3	**	**	**	**	
WOGL-FM																					
FA '99	16	41	.2	1.7	11	60	.1	1.9	15	51	.2	1.3	25	52	.3	2.4	15	28	.2	2.2	
4-Book	8	31	.1	.8	16	51	.2	3.4	12	50	.2	1.2	12	38	.2	1.3	11	38	.2	1.7	
WPEN-AM																					
FA '99																					
4-Book		2			1	1		.1		1				1	4		.1	1	4		.1

** Station(s) not reported this survey.

* Listener estimates adjusted for reported broadcast schedule.

+ Station(s) changed call letters - see Page 13.

4-Book: Avg. of current and previous 3 surveys.
2-Book: Avg. of most recent 2 surveys.

Target Listener Estimates

Persons 12-24

Target Listener Estimates - Persons 12-24

	Saturday 7PM-MID				Sunday 6AM-10AM				Sunday 10AM-3PM				Sunday 3PM-7PM				Sunday 7PM-MID			
	AQH (00)	Cume (00)	AQH Rtg	AQH Shr	AQH (00)	Cume (00)	AQH Rtg	AQH Shr	AQH (00)	Cume (00)	AQH Rtg	AQH Shr	AQH (00)	Cume (00)	AQH Rtg	AQH Shr	AQH (00)	Cume (00)	AQH Rtg	AQH Shr
WPHI-FM																				
FA '99	126	453	1.6	13.1	60	232	.7	10.4	117	436	1.5	10.2	110	339	1.4	10.6	80	232	1.0	11.9
4-Book	126	492	1.6	14.0	58	192	.7	12.0	116	414	1.5	12.0	109	373	1.4	12.6	84	302	1.1	13.1
WPHT-AM																				
FA '99													2	8	.2		3	8	.4	
4-Book									2	4	.2		2	11	.2		1	2	.1	
WPLY-FM																				
FA '99	94	325	1.2	9.8	44	204	.5	7.6	93	434	1.2	8.1	88	344	1.1	8.5	80	309	1.0	11.9
4-Book	72	336	.9	7.9	30	142	.4	6.1	88	436	1.1	8.9	77	337	1.0	8.7	63	265	.8	9.8
WSSJ-AM																				
FA '99	3	11		.3					14	27	.2	1.2					4	8		.6
4-Book	1	3		.1					4	8	.1	.4	1	3		.1	1	2		.2
WUSL-FM																				
FA '99	200	622	2.5	20.7	112	348	1.4	19.4	178	579	2.2	15.5	148	474	1.8	14.3	124	433	1.5	18.4
4-Book	174	605	2.2	19.4	94	307	1.2	19.1	163	565	2.0	16.7	146	474	1.8	16.9	115	396	1.4	17.9
WWDB-FM																				
FA '99					1	9		.2	14	32	.2	1.2	8	10	.1	.8				
4-Book	1	5		.1	2	11		.4	8	29	.1	.8	3	9		.3	2	7		.3
WXTU-FM																				
FA '99	8	31	.1	.8	2	18		.3	14	39	.2	1.2	7	29	.1	.7	1	7		.1
4-Book	12	53	.2	1.4	6	37	.1	1.4	19	81	.3	2.0	14	47	.2	1.7	6	30	.1	.9
WYSP-FM																				
FA '99	60	195	.7	6.2	21	105	.3	3.6	135	471	1.7	11.7	121	399	1.5	11.7	29	126	.4	4.3
4-Book	61	222	.8	6.9	21	86	.3	4.4	88	317	1.1	8.9	81	262	1.0	9.1	49	176	.6	7.7
WJBR-FM																				
FA '99	11	25	.1	1.1	5	10	.1	.9	15	32	.2	1.3	8	20	.1	.8				
4-Book	4	17		.4	3	9	.1	.6	6	14	.1	.6	4	11	.1	.4	1	5		.1
WKXW-FM																				
FA '99	1	7		.1									4	12		.4				
4-Book	3	18		.4					2	5		.2	2	7		.2				
WLEV-FM																				
FA '99	**	**	**	**	**	**	**	**	**	**	**	**	**	**	**	**	**	**	**	**
4-Book	**	**	**	**	**	**	**	**	**	**	**	**	**	**	**	**	**	**	**	**
WNJO-FM																				
FA '99					2	7		.4	3	16		.3	4	17		.5	2	11		.2
4-Book		4																		
WPST-FM																				
FA '99	47	220	.6	4.9	24	126	.3	4.2	58	295	.7	5.0	66	279	.8	6.4	30	159	.4	4.5
4-Book	44	219	.6	5.0	16	100	.2	3.3	50	263	.6	5.0	51	219	.6	5.7	33	160	.4	5.3
WSTW-FM																				
FA '99	5	41	.1	.5	5	27	.1	.9	7	46	.1	.6	15	64	.2	1.5	5	45	.1	.7
4-Book	**	**	**	**	**	**	**	**	**	**	**	**	**	**	**	**	**	**	**	**
TOTALS																				
FA '99	964	2623	12.0		578	1789	7.2		1152	3101	14.3		1033	2546	12.8		673	2077	8.3	
4-Book	897	2748	11.1		487	1560	6.1		987	2959	12.2		876	2402	10.9		640	2075	7.9	

** Station(s) not reported this survey.

* Listener estimates adjusted for reported broadcast schedule.

+ Station(s) changed call letters - see Page 13.

4-Book: Avg. of current and previous 3 surveys.
2-Book: Avg. of most recent 2 surveys.

Target Listener Trends

Persons 18-34

	Monday-Sunday 6AM-MID				Monday-Friday 6AM-10AM				Monday-Friday 10AM-3PM				Monday-Friday 3PM-7PM				Monday-Friday 7PM-MID			
	AQH (00)	Cume (00)	AQH Rtg	AQH Shr	AQH (00)	Cume (00)	AQH Rtg	AQH Shr	AQH (00)	Cume (00)	AQH Rtg	AQH Shr	AQH (00)	Cume (00)	AQH Rtg	AQH Shr	AQH (00)	Cume (00)	AQH Rtg	AQH Shr
KYW -AM																				
FA '99	42	1542	.4	2.1	117	1053	1.1	4.2	32	402	.3	1.1	54	744	.5	2.2	9	236	.1	.9
SU '99	46	1731	.4	2.4	121	1104	1.1	4.5	39	496	.3	1.4	53	675	.5	2.3	13	277	.1	1.2
SP '99	38	1478	.3	1.9	113	1009	1.0	3.8	27	386	.2	.9	44	567	.4	1.7	9	228	.1	.9
WI '99	42	1682	.4	2.1	126	1148	1.1	4.2	30	420	.3	1.0	48	657	.4	1.9	17	306	.2	1.6
4-Book	42	1608	.4	2.1	119	1079	1.1	4.2	32	426	.3	1.1	50	661	.5	2.0	12	262	.1	1.2
FA '98	31	1450	.3	1.5	90	872	.8	3.0	26	431	.2	.9	31	559	.3	1.2	11	233	.1	1.0
VBEF-FM																				
FA '99	106	1567	1.0	5.4	115	752	1.0	4.1	180	778	1.6	6.5	126	842	1.1	5.1	72	668	.6	6.9
SU '99	93	1678	.8	4.8	113	720	1.0	4.2	184	865	1.6	6.6	103	832	.9	4.4	46	579	.4	4.3
SP '99	130	1886	1.1	6.3	147	960	1.3	4.9	275	963	2.4	9.0	165	947	1.5	6.5	60	631	.5	5.7
WI '99	113	1551	1.0	5.5	131	738	1.2	4.4	191	778	1.7	6.4	138	816	1.2	5.4	53	528	.5	4.9
4-Book	111	1671	1.0	5.5	127	793	1.1	4.4	208	846	1.8	7.1	133	859	1.2	5.4	58	602	.5	5.5
FA '98	111	1689	1.0	5.3	131	868	1.2	4.4	209	838	1.8	7.0	145	904	1.3	5.5	46	566	.4	4.0
WDAS-AM																				
FA '99	12	270	.1	.6	19	110	.2	.7	9	58	.1	.3	11	82	.1	.4	7	41	.1	.7
SU '99	13	240	.1	.7	16	76	.1	.6	15	83	.1	.5	15	76	.1	.6	4	30		.4
SP '99	12	118	.1	.6	12	59	.1	.4	22	84	.2	.7	12	47	.1	.5	6	42	.1	.6
WI '99	17	245	.2	.8	26	116	.2	.9	18	74	.2	.6	18	75	.2	.7	9	77	.1	.8
4-Book	14	218	.1	.7	18	90	.2	.7	16	75	.2	.5	14	70	.1	.6	7	48	.1	.6
FA '98	13	210	.1	.6	27	125	.2	.9	12	59	.1	.4	12	81	.1	.5	3	28		.3
WDAS-FM																				
FA '99	108	1357	1.0	5.5	128	710	1.2	4.6	122	634	1.1	4.4	118	760	1.1	4.8	106	625	1.0	10.2
SU '99	120	1461	1.1	6.2	133	726	1.2	4.9	153	699	1.4	5.5	126	695	1.1	5.4	102	764	.9	9.6
SP '99	113	1467	1.0	5.5	148	821	1.3	5.0	143	703	1.3	4.7	136	805	1.2	5.3	92	597	.8	8.8
WI '99	140	1461	1.2	6.8	154	796	1.4	5.2	171	797	1.5	5.7	169	833	1.5	6.6	152	793	1.3	14.1
4-Book	120	1437	1.1	6.0	141	763	1.3	4.9	147	708	1.3	5.1	137	773	1.2	5.5	113	695	1.0	10.7
FA '98	166	1719	1.5	7.9	230	1096	2.0	7.8	202	880	1.8	6.8	180	887	1.6	6.8	140	892	1.2	12.1
+WEJM-FM																				
FA '99	82	1524	.7	4.1	78	737	.7	2.8	147	775	1.3	5.3	131	911	1.2	5.3	27	405	.2	2.6
SU '99	102	1659	.9	5.2	93	766	.8	3.4	181	844	1.6	6.5	130	883	1.1	5.5	49	473	.4	4.6
SP '99	72	1955	.6	3.5	95	818	.8	3.2	118	766	1.0	3.9	101	1153	.9	4.0	28	597	.2	2.7
WI '99	104	2442	.9	5.1	152	1244	1.3	5.1	145	1011	1.3	4.9	143	1515	1.3	5.6	45	864	.4	4.2
4-Book	90	1895	.8	4.5	105	891	.9	3.6	148	849	1.3	5.2	126	1116	1.1	5.1	37	585	.3	3.5
FA '98	86	2085	.8	4.1	93	1027	.8	3.2	142	1096	1.3	4.8	130	1378	1.1	4.9	35	756	.3	3.0
+WEMG-AM																				
FA '99	19	155	.2	1.0	28	106	.3	1.0	34	105	.3	1.2	8	82	.1	.3	8	42	.1	.8
SU '99	4	97		.2	4	33		.1	5	29		.2	5	63		.2	3	24		.3
SP '99	4	66		.2	4	37		.1	8	42	.1	.3	2	29		.1				
WI '99	12	95	.1	.6	17	60	.2	.6	22	53	.2	.7	17	70	.2	.7	4	38		.4
4-Book	10	103	.1	.5	13	59	.1	.5	17	57	.2	.6	8	61	.1	.3	4	26		.4
FA '98	16	153	.1	.8	15	71	.1	.5	22	85	.2	.7	25	102	.2	.9	8	61	.1	.7
+WEMG-FM																				
FA '99	24	257	.2	1.2	36	163	.3	1.3	38	143	.3	1.4	25	166	.2	1.0	7	142	.1	.7
SU '99	19	275	.2	1.0	21	125	.2	.8	17	105	.2	.6	32	195	.3	1.4	10	82	.1	.9
SP '99	**	**	**	**	**	**	**	**	**	**	**	**	**	**	**	**	**	**	**	**
WI '99	1	29			**	**	**	**	1	10			1	20			1	9		.1
4-Book	**	**	**	**	**	**	**	**	**	**	**	**	**	**	**	**	**	**	**	**
FA '98	2	63		.1	9	9			5	18		.2	1	19			1	26		.1
WHAT-AM																				
FA '99	6	125	.1	.3	3	22		.1	7	46	.1	.3	3	18		.1	11	30	.1	1.1
SU '99	14	100	.1	.7	24	39	.2	.9	18	66	.2	.6	19	40	.2	.8	6	54	.1	.6
SP '99	1	55			2	29		.1	1	16			1	9						
WI '99	1	70			1	11			1	15			1	19						
4-Book	6	88	.1	.3	8	25	.1	.3	7	36	.1	.2	6	22	.1	.2	4	21	.1	.4
FA '98	3	49		.1	5	16		.2	3	12		.1	4	21		.2				

** Station(s) not reported this survey.

* Listener estimates adjusted for reported broadcast schedule.

+ Station(s) changed call letters - see Page 13.

4-Book: Avg. of current and previous 3 surveys.
2-Book: Avg. of most recent 2 surveys.

Target Listener Trends

Persons 18-34

	Monday-Sunday 6AM-MID				Monday-Friday 6AM-10AM				Monday-Friday 10AM-3PM				Monday-Friday 3PM-7PM				Monday-Friday 7PM-MID			
	AQH (00)	Cume (00)	AQH Rtg	AQH Shr	AQH (00)	Cume (00)	AQH Rtg	AQH Shr	AQH (00)	Cume (00)	AQH Rtg	AQH Shr	AQH (00)	Cume (00)	AQH Rtg	AQH Shr	AQH (00)	Cume (00)	AQH Rtg	AQH Shr
W10Q-FM																				
FA '99	182	2980	1.6	9.2	206	1557	1.9	7.4	260	1654	2.3	9.3	253	1984	2.3	10.2	104	1197	.9	10.0
SU '99	139	3254	1.2	7.1	149	1371	1.3	5.5	193	1609	1.7	6.9	178	1770	1.6	7.6	98	1211	.9	9.2
SP '99	178	3599	1.6	8.7	194	1807	1.7	6.5	295	1899	2.6	9.6	234	2208	2.1	9.2	84	1355	.7	8.0
WI '99	127	2780	1.1	6.2	146	1185	1.3	4.9	198	1622	1.7	6.6	175	1602	1.5	6.8	64	1053	.6	5.9
4-Book	157	3153	1.4	7.8	174	1480	1.6	6.1	237	1696	2.1	8.1	210	1891	1.9	8.5	88	1204	.8	8.3
FA '98	124	2711	1.1	5.9	144	1238	1.3	4.9	188	1552	1.7	6.3	162	1645	1.4	6.1	70	963	.6	6.1
WIP-AM																				
FA '99	50	878	.4	2.5	76	440	.7	2.7	81	364	.7	2.9	77	484	.7	3.1	16	285	.1	1.5
SU '99	42	987	.4	2.2	58	477	.5	2.1	69	470	.6	2.5	77	549	.7	3.3	16	243	.1	1.5
SP '99	57	947	.5	2.8	102	529	.9	3.4	85	365	.8	2.8	72	555	.6	2.8	28	321	.2	2.7
WI '99	69	1325	.6	3.4	85	634	.8	2.9	109	579	1.0	3.7	106	785	.9	4.1	34	434	.3	3.2
4-Book	55	1034	.5	2.7	80	520	.7	2.8	86	445	.8	3.0	83	593	.7	3.3	24	321	.2	2.2
FA '98	62	1143	.5	3.0	74	534	.7	2.5	88	522	.8	3.0	105	750	.9	4.0	28	390	.2	2.4
WJZ-FM																				
FA '99	41	700	.4	2.1	42	212	.4	1.5	65	250	.6	2.3	49	370	.4	2.0	34	308	.3	3.3
SU '99	50	870	.4	2.6	37	307	.3	1.4	80	371	.7	2.9	61	424	.5	2.6	40	351	.4	3.8
SP '99	49	815	.4	2.4	59	389	.5	2.0	92	375	.8	3.0	59	435	.5	2.3	22	239	.2	2.1
WI '99	51	913	.5	2.5	43	342	.4	1.4	89	382	.8	3.0	65	434	.6	2.5	32	309	.3	3.0
4-Book	48	825	.4	2.4	45	313	.4	1.6	82	345	.7	2.8	59	416	.5	2.4	32	302	.3	3.1
FA '98	60	901	.5	2.9	64	376	.6	2.2	92	394	.8	3.1	74	399	.7	2.8	44	369	.4	3.8
+WLCE-FM WYXR-FM																				
FA '99	98	1865	.9	4.9	139	1010	1.2	5.0	180	911	1.6	6.5	123	1206	1.1	5.0	30	581	.3	2.9
SU '99	82	1958	.7	4.2	89	830	.8	3.3	150	877	1.3	5.4	99	1006	.9	4.2	35	671	.3	3.3
SP '99	86	2165	.8	4.2	112	997	1.0	3.8	109	952	1.0	3.6	108	1175	1.0	4.2	51	665	.5	4.9
WI '99	105	2314	.9	5.1	122	978	1.1	4.1	178	990	1.6	6.0	134	1157	1.2	5.2	60	689	.5	5.6
4-Book	93	2076	.8	4.6	116	954	1.0	4.1	154	933	1.4	5.4	116	1136	1.1	4.7	44	652	.4	4.2
FA '98	101	2320	.9	4.8	140	1172	1.2	4.7	132	1089	1.2	4.4	118	1244	1.0	4.5	72	873	.6	6.2
WMGK-FM																				
FA '99	75	1485	.7	3.8	64	750	.6	2.3	144	701	1.3	5.2	114	968	1.0	4.6	29	482	.3	2.8
SU '99	87	1744	.8	4.5	90	774	.8	3.3	158	935	1.4	5.7	128	1126	1.1	5.4	36	527	.3	3.4
SP '99	93	1744	.8	4.5	105	720	.9	3.5	178	888	1.6	5.8	126	1035	1.1	5.0	35	414	.3	3.3
WI '99	67	1806	.6	3.3	67	732	.6	2.3	122	819	1.1	4.1	102	1110	.9	4.0	29	469	.3	2.7
4-Book	81	1695	.7	4.0	82	744	.7	2.9	151	836	1.4	5.2	118	1060	1.0	4.8	32	473	.3	3.1
FA '98	113	1838	1.0	5.4	128	901	1.1	4.3	215	911	1.9	7.2	169	1128	1.5	6.4	36	430	.3	3.1
WMMR-FM																				
FA '99	91	2131	.8	4.6	133	990	1.2	4.8	146	1033	1.3	5.2	131	1211	1.2	5.3	39	634	.4	3.7
SU '99	83	2206	.7	4.3	90	905	.8	3.3	135	937	1.2	4.8	105	1165	.9	4.5	46	730	.4	4.3
SP '99	107	2295	.9	5.2	156	1102	1.4	5.2	189	1078	1.7	6.2	126	1197	1.1	5.0	33	542	.3	3.1
WI '99	96	2109	.8	4.7	124	931	1.1	4.2	164	1032	1.4	5.5	129	1109	1.1	5.0	36	639	.3	3.3
4-Book	94	2185	.8	4.7	126	982	1.1	4.4	159	1020	1.4	5.4	123	1171	1.1	5.0	39	636	.4	3.6
FA '98	128	2097	1.1	6.1	133	802	1.2	4.5	267	1059	2.4	9.0	187	1358	1.7	7.1	43	561	.4	3.7
WNAP-AM																				
FA '99	* 11	90	.1	.6	* 12	53	.1	.4	13	46	.1	.5	* 12	36	.1	.5	**	**	**	**
SU '99	3	90	.2	.2	2	21	.1	.1	2	17	.1	.1	4	39	.2	.2	**	**	**	**
SP '99	1	16	.1	.1		8			1	11							**	**	**	**
WI '99	6	98	.1	.3	9	37	.1	.3	6	54	.1	.2	5	30	.2	.2	**	**	**	**
4-Book	5	74	.1	.3	6	30	.1	.2	6	32	.1	.2	5	26	.2	.2	**	**	**	**
FA '98	**	**	**	**	**	**	**	**	**	**	**	**	**	**	**	**	**	**	**	**
WVGL-FM																				
FA '99	25	775	.2	1.3	32	344	.3	1.2	54	320	.5	1.9	28	337	.3	1.1	8	211	.1	.8
SU '99	20	781	.2	1.0	20	293	.2	.7	35	332	.3	1.3	19	304	.2	.8	10	207	.1	.9
SP '99	45	952	.4	2.2	55	361	.5	1.8	82	460	.7	2.7	51	365	.5	2.0	19	229	.2	1.8
WI '99	48	932	.4	2.3	60	358	.5	2.0	78	405	.7	2.6	63	508	.6	2.5	19	274	.2	1.8
4-Book	35	860	.3	1.7	42	339	.4	1.4	62	379	.6	2.1	40	379	.4	1.6	14	230	.2	1.3
FA '98	48	1134	.4	2.3	52	495	.5	1.8	87	523	.8	2.9	60	464	.5	2.3	21	214	.2	1.8

Target Listener Trends - Persons 18-34

** Station(s) not reported this survey.

* Listener estimates adjusted for reported broadcast schedule.

+ Station(s) changed call letters - see Page 13.

4-Book: Avg. of current and previous 3 surveys.
2-Book: Avg. of most recent 2 surveys.

Target Listener Trends

Persons 18-34

	Monday-Sunday 6AM-MID				Monday-Friday 6AM-10AM				Monday-Friday 10AM-3PM				Monday-Friday 3PM-7PM				Monday-Friday 7PM-MID			
	AQH (00)	Cume (00)	AQH Rtg	AQH Shr	AQH (00)	Cume (00)	AQH Rtg	AQH Shr	AQH (00)	Cume (00)	AQH Rtg	AQH Shr	AQH (00)	Cume (00)	AQH Rtg	AQH Shr	AQH (00)	Cume (00)	AQH Rtg	AQH Shr
WPEN-AM																				
FA '99	6	50	.1	.3	8	20	.1	.3	6	23	.1	.2	8	20	.1	.3	3	20		.3
SU '99	9	46	.1	.5	10	20	.1	.4	17	30	.2	.6	10	18	.1	.4	6	9	.1	.6
SP '99	4	75		.2	3	29		.1	4	50		.1	7	30	.1	.3	1	28		.1
WI '99	5	90		.2	7	70	.1	.2	9	46	.1	.3	7	45	.1	.3		10		
4-Book	6	65	.1	.3	7	35	.1	.3	9	37	.1	.3	8	28	.1	.3	3	17		.3
FA '98		57				9			1	28				9						
WPHI-FM																				
FA '99	104	1998	.9	5.3	102	871	.9	3.7	105	1006	.9	3.8	150	1232	1.3	6.1	86	871	.8	8.2
SU '99	97	2002	.9	5.0	99	785	.9	3.6	134	1043	1.2	4.8	122	1181	1.1	5.2	67	791	.6	6.3
SP '99	118	2373	1.0	5.8	108	1041	1.0	3.6	140	1236	1.2	4.6	177	1465	1.6	7.0	89	1002	.8	8.5
WI '99	120	2044	1.1	5.9	112	906	1.0	3.8	136	1150	1.2	4.6	148	1250	1.3	5.8	124	1121	1.1	11.5
4-Book	110	2104	1.0	5.5	105	901	1.0	3.7	129	1109	1.1	4.5	149	1282	1.3	6.0	92	946	.8	8.6
FA '98	126	2126	1.1	6.0	137	973	1.2	4.6	124	1073	1.1	4.2	179	1309	1.6	6.8	121	1017	1.1	10.5
WPHT-AM																				
FA '99	2	113		.1	3	41		.1	4	39		.1	3	50		.1	1	31		.1
SU '99	11	280	.1	.6	13	47	.1	.5	8	63	.1	.3	25	128	.2	1.1	9	90	.1	.8
SP '99	2	135		.1	1	15							5	51		.2	1	63		.1
WI '99	8	205	.1	.4	9	79	.1	.3	17	86	.2	.6	13	56	.1	.5	3	39		.3
4-Book	6	183	.1	.3	7	46	.1	.2	7	47	.1	.3	12	71	.1	.5	4	56		.3
FA '98	5	109		.2	17	38	.2	.6		4			2	23		.1	8	30	.1	.7
WPLY-FM																				
FA '99	137	2605	1.2	6.9	154	1220	1.4	5.5	225	1417	2.0	8.1	200	1639	1.8	8.1	57	887	.5	5.5
SU '99	145	3133	1.3	7.4	170	1350	1.5	6.3	198	1713	1.7	7.1	210	2120	1.9	8.9	73	1070	.6	6.9
SP '99	137	3006	1.2	6.7	181	1351	1.6	6.1	219	1528	1.9	7.1	182	1888	1.6	7.2	69	1106	.6	6.6
WI '99	107	2558	.9	5.2	130	1198	1.1	4.4	161	1253	1.4	5.4	154	1605	1.4	6.0	52	973	.5	4.8
4-Book	132	2826	1.2	6.6	159	1280	1.4	5.6	201	1478	1.8	6.9	187	1813	1.7	7.6	63	1009	.6	6.0
FA '98	82	2491	.7	3.9	88	1055	.8	3.0	111	1114	1.0	3.7	130	1621	1.1	4.9	40	877	.4	3.5
WSSJ-AM																				
FA '99	8	127	.1	.4	7	48	.1	.3	10	62	.1	.4	8	49	.1	.3	1	23		.1
SU '99	8	107	.1	.4	19	75	.2	.7	4	31		.1	8	49	.1	.3	8	65	.1	.8
SP '99	2	32		.1	3	7		.1	2	21		.1	4	21		.2	1	7		.1
WI '99	4	67		.2	8	41	.1	.3	1	28			3	22		.1	3	14		.3
4-Book	6	83	.1	.3	9	43	.1	.4	4	36		.2	6	35	.1	.2	3	27		.3
FA '98	**	**	**	**	**	**	**	**	**	**	**	**	**	**	**	**	**	**	**	**
WUSL-FM																				
FA '99	212	2765	1.9	10.7	276	1557	2.5	9.9	208	1525	1.9	7.5	255	1720	2.3	10.3	184	1403	1.7	17.6
SU '99	184	2716	1.6	9.5	234	1449	2.1	8.6	221	1422	2.0	7.9	237	1636	2.1	10.1	131	1252	1.2	12.3
SP '99	180	2827	1.6	8.8	199	1430	1.8	6.7	205	1542	1.8	6.7	223	1730	2.0	8.8	154	1304	1.4	14.7
WI '99	187	2672	1.7	9.1	264	1396	2.3	8.9	216	1511	1.9	7.2	204	1524	1.8	8.0	141	1237	1.2	13.1
4-Book	191	2745	1.7	9.5	243	1458	2.2	8.5	213	1500	1.9	7.3	230	1653	2.1	9.3	153	1299	1.4	14.4
FA '98	211	2966	1.9	10.1	250	1554	2.2	8.5	232	1497	2.0	7.8	267	1741	2.4	10.1	182	1380	1.6	15.8
WVDB-FM																				
FA '99	21	590	.2	1.1	12	156	.1	.4	43	303	.4	1.5	31	278	.3	1.3	13	159	.1	1.2
SU '99	25	550	.2	1.3	12	130	.1	.4	54	283	.5	1.9	29	160	.3	1.2	16	147	.1	1.5
SP '99	25	497	.2	1.2	20	171	.2	.7	63	282	.6	2.1	20	198	.2	.8	11	131	.1	1.0
WI '99	23	470	.2	1.1	15	139	.1	.5	64	253	.6	2.1	20	121	.2	.8	6	75	.1	.6
4-Book	24	527	.2	1.2	15	149	.1	.5	56	280	.5	1.9	25	189	.3	1.0	12	128	.1	1.1
FA '98	22	575	.2	1.1	34	173	.3	1.2	32	232	.3	1.1	17	172	.2	.6	12	121	.1	1.0
WXTU-FM																				
FA '99	50	834	.4	2.5	75	456	.7	2.7	75	443	.7	2.7	72	497	.6	2.9	10	203	.1	1.0
SU '99	43	791	.4	2.2	59	448	.5	2.2	64	442	.6	2.3	61	531	.5	2.6	16	243	.1	1.5
SP '99	63	894	.6	3.1	91	516	.8	3.1	93	469	.8	3.0	79	568	.7	3.1	27	331	.2	2.6
WI '99	61	824	.5	3.0	87	448	.8	2.9	98	410	.9	3.3	85	596	.8	3.3	18	293	.2	1.7
4-Book	54	836	.5	2.7	78	467	.7	2.7	83	441	.8	2.8	74	548	.7	3.0	18	268	.2	1.7
FA '98	75	1111	.7	3.6	101	650	.9	3.4	103	633	.9	3.5	112	784	1.0	4.2	26	412	.2	2.3

** Station(s) not reported this survey.

* Listener estimates adjusted for reported broadcast schedule.

+ Station(s) changed call letters - see Page 13.

4-Book: Avg. of current and previous 3 surveys.
2-Book: Avg. of most recent 2 surveys.

Target Listener Trends

Persons 18-34

Target Listener Trends - Persons 18-34

	Monday-Sunday 6AM-MID				Monday-Friday 6AM-10AM				Monday-Friday 10AM-3PM				Monday-Friday 3PM-7PM				Monday-Friday 7PM-MID			
	AQH (00)	Cume (00)	AQH Rtg	AQH Shr	AQH (00)	Cume (00)	AQH Rtg	AQH Shr	AQH (00)	Cume (00)	AQH Rtg	AQH Shr	AQH (00)	Cume (00)	AQH Rtg	AQH Shr	AQH (00)	Cume (00)	AQH Rtg	AQH Shr
WYSP-FM																				
FA '99	225	3549	2.0	11.4	630	2365	5.7	22.7	229	1426	2.1	8.2	176	1278	1.6	7.1	73	825	.7	7.0
SU '99	236	3468	2.1	12.1	692	2426	6.1	25.5	311	1767	2.7	11.1	159	1406	1.4	6.8	59	953	.5	5.5
SP '99	267	3579	2.4	13.0	720	2573	6.4	24.2	331	1849	2.9	10.8	231	1687	2.0	9.1	95	942	.8	9.0
WI '99	262	3623	2.3	12.8	741	2733	6.5	25.0	337	1924	3.0	11.3	241	1641	2.1	9.4	68	768	.6	6.3
4-Book	248	3555	2.2	12.3	696	2524	6.2	24.4	302	1742	2.7	10.4	202	1503	1.8	8.1	74	872	.7	7.0
FA '98	239	3480	2.1	11.4	699	2414	6.2	23.7	319	1610	2.8	10.7	177	1338	1.6	6.7	52	749	.5	4.5
WJBR-FM																				
FA '99	6	218	.1	.3	7	66	.1	.3	1	38			6	94	.1	.2	7	86	.1	.7
SU '99	14	304	.1	.7	17	133	.2	.6	25	120	.2	.9	14	119	.1	.6	12	108	.1	1.1
SP '99	7	265	.1	.3	3	68		.1	6	91	.1	.2	17	130	.2	.7	10	126	.1	1.0
WI '99	13	324	.1	.6	20	127	.2	.7	25	127	.2	.8	10	152	.1	.4	4	77		.4
4-Book	10	278	.1	.5	12	99	.1	.4	14	94	.1	.5	12	124	.1	.5	8	99	.1	.8
FA '98	7	318	.1	.3	8	118	.1	.3	11	134	.1	.4	15	172	.1	.6	4	73		.3
WKXV-FM																				
FA '99	13	360	.1	.7	8	114	.1	.3	34	140	.3	1.2	20	201	.2	.8	3	93		.3
SU '99	12	451	.1	.6	12	179	.1	.4	22	172	.2	.8	22	240	.2	.9	5	159		.5
SP '99	17	275	.2	.8	23	123	.2	.8	31	117	.3	1.0	33	191	.3	1.3	6	68	.1	.6
WI '99	13	451	.1	.6	19	185	.2	.6	21	194	.2	.7	31	300	.3	1.2	3	102		.3
4-Book	14	384	.1	.7	16	150	.2	.5	27	156	.3	.9	27	233	.3	1.1	4	106		.4
FA '98	33	474	.3	1.6	26	98	.2	.9	62	251	.5	2.1	60	258	.5	2.3	20	148	.2	1.7
WLEV-FM																				
FA '99	4	113		.2	8	77	.1	.3	8	45	.1	.3	6	57	.1	.2	1	27		.1
SU '99	**	**	**	**	**	**	**	**	**	**	**	**	**	**	**	**	**	**	**	**
SP '99	6	133	.1	.3	7	51	.1	.2	14	47	.1	.5	11	99	.1	.4	1	8		.1
WI '99	**	**	**	**	**	**	**	**	**	**	**	**	**	**	**	**	**	**	**	**
4-Book	**	**	**	**	**	**	**	**	**	**	**	**	**	**	**	**	**	**	**	**
FA '98	**	**	**	**	**	**	**	**	**	**	**	**	**	**	**	**	**	**	**	**
WNJO-FM																				
FA '99	4	185		.2	5	60		.2	10	62	.1	.4	6	106	.1	.2	2	39		.2
SU '99	7	208	.1	.4	12	132	.1	.4	15	143	.1	.5	7	91	.1	.3	2	57		.2
SP '99	10	214	.1	.5	16	96	.1	.5	20	88	.2	.7	9	90	.1	.4	1	47		.1
WI '99	9	252	.1	.4	9	87	.1	.3	16	124	.1	.5	8	92	.1	.3	2	46		.2
4-Book	8	215	.1	.4	11	94	.1	.4	15	104	.1	.5	8	95	.1	.3	2	47		.2
FA '98	6	133	.1	.3	4	66		.1	11	68	.1	.4	11	47	.1	.4	3	28		.3
WPST-FM																				
FA '99	57	1632	.5	2.9	74	861	.7	2.7	82	822	.7	2.9	78	1061	.7	3.2	21	496	.2	2.0
SU '99	39	1548	.3	2.0	46	606	.4	1.7	47	685	.4	1.7	60	816	.5	2.5	27	554	.2	2.5
SP '99	54	1852	.5	2.6	74	711	.7	2.5	84	851	.7	2.7	68	1064	.6	2.7	24	506	.2	2.3
WI '99	42	1594	.4	2.1	47	638	.4	1.6	67	687	.6	2.2	66	913	.6	2.6	19	473	.2	1.8
4-Book	48	1657	.4	2.4	60	704	.6	2.1	70	761	.6	2.4	68	964	.6	2.8	23	507	.2	2.2
FA '98	51	1526	.5	2.4	61	548	.5	2.1	73	654	.6	2.4	74	822	.7	2.8	21	371	.2	1.8
WSTV-FM																				
FA '99	12	624	.1	.6	14	207	.1	.5	19	233	.2	.7	19	341	.2	.8	6	178	.1	.6
SU '99	16	509	.1	.8	29	250	.3	1.1	21	201	.2	.8	19	261	.2	.8	8	149	.1	.8
SP '99	**	**	**	**	**	**	**	**	**	**	**	**	**	**	**	**	**	**	**	**
WI '99	**	**	**	**	**	**	**	**	**	**	**	**	**	**	**	**	**	**	**	**
4-Book	**	**	**	**	**	**	**	**	**	**	**	**	**	**	**	**	**	**	**	**
FA '98	**	**	**	**	**	**	**	**	**	**	**	**	**	**	**	**	**	**	**	**
TOTALS																				
FA '99	1980	10675	17.8		2777	9488	25.0		2784	8314	25.0		2473	9240	22.2		1043	6848	9.4	
SU '99	1947	10886	17.2		2713	9099	24.0		2794	8640	24.7		2355	9323	20.8		1065	7123	9.4	
SP '99	2049	11030	18.1		2975	9597	26.3		3063	8841	27.0		2545	9619	22.5		1050	7059	9.3	
WI '99	2047	10927	18.1		2966	9682	26.2		2981	8720	26.3		2563	9563	22.6		1076	7077	9.5	
4-Book	2006	10880	17.8		2858	9467	25.4		2906	8629	25.8		2484	9436	22.0		1059	7027	9.4	
FA '98	2093	10923	18.5		2952	9544	26.1		2981	8446	26.3		2648	9436	23.4		1155	6928	10.2	

** Station(s) not reported this survey.

* Listener estimates adjusted for reported broadcast schedule.

+ Station(s) changed call letters - see Page 13.

4-Book: Avg. of current and previous 3 surveys.
2-Book: Avg. of most recent 2 surveys.

Target Listener Estimates

Persons 18-34																				
Monday-Friday 6AM-7PM				Weekend 6AM-MID				Saturday 6AM-10AM				Saturday 10AM-3PM				Saturday 3PM-7PM				
AQH (00)	Cume (00)	AQH Rtg	AQH Shr	AQH (00)	Cume (00)	AQH Rtg	AQH Shr	AQH (00)	Cume (00)	AQH Rtg	AQH Shr	AQH (00)	Cume (00)	AQH Rtg	AQH Shr	AQH (00)	Cume (00)	AQH Rtg	AQH Shr	
KYW -AM																				
FA '99	65	1398	.6	2.4	21	634	.2	1.6	46	281	.4	4.2	17	122	.2	.8	22	129	.2	1.4
4-Book	65	1439	.6	2.4	22	623	.2	1.7	53	254	.5	5.1	22	134	.2	1.0	15	86	.2	.9
WBEB-FM																				
FA '99	143	1285	1.3	5.3	60	770	.5	4.5	55	196	.5	5.0	108	248	1.0	5.0	48	171	.4	3.0
4-Book	160	1322	1.4	5.8	58	761	.5	4.5	49	158	.5	4.7	103	257	.9	4.8	60	191	.6	3.7
WDAS-AM																				
FA '99	13	156	.1	.5	15	175	.1	1.1	6	22	.1	.5	5	27	.1	.2	10	23	.1	.6
4-Book	16	136	.1	.6	14	145	.1	1.1	11	23	.1	1.0	6	19	.1	.3	10	17	.1	.6
WDAS-FM																				
FA '99	123	1157	1.1	4.6	82	852	.7	6.1	63	184	.6	5.7	106	314	1.0	4.9	108	250	1.0	6.7
4-Book	143	1173	1.3	5.2	85	829	.8	6.6	54	147	.5	5.1	105	297	.9	4.9	111	246	1.0	6.8
+WEJM-FM																				
FA '99	121	1257	1.1	4.5	50	763	.4	3.7	42	159	.4	3.8	108	367	1.0	5.0	54	232	.5	3.3
4-Book	128	1592	1.1	4.7	59	950	.5	4.6	46	188	.4	4.4	111	411	1.0	5.2	78	324	.7	4.7
+WEMG-AM																				
FA '99	24	137	.2	.9	19	75	.2	1.4	36	58	.3	3.3	33	48	.3	1.5	3	10		.2
4-Book	13	94	.1	.5	8	48	.1	.6	13	23	.1	1.2	15	27	.1	.7	5	10		.3
+WEMG-FM																				
FA '99	33	227	.3	1.2	20	170	.2	1.5	14	74	.1	1.3	44	130	.4	2.0	37	76	.3	2.3
4-Book	**	**	**	**	**	**	**	**	**	**	**	**	**	**	**	**	**	**	**	**
WHAT-AM																				
FA '99	4	65		.1	5	59		.4	1	9		.1	6	19	.1	.3	3	19		.2
4-Book	7	55		.2	4	51		.3	3	5		.3	4	11	.1	.2	3	8		.2
WIOQ-FM																				
FA '99	241	2667	2.2	9.0	131	1674	1.2	9.7	96	420	.9	8.8	209	769	1.9	9.6	163	577	1.5	10.1
4-Book	209	2743	1.9	7.6	110	1711	1.0	8.6	78	340	.7	7.4	209	763	1.9	9.7	143	550	1.3	8.9
WIP -AM																				
FA '99	78	692	.7	2.9	24	424	.2	1.8	27	130	.2	2.5	22	100	.2	1.0	14	77	.1	.9
4-Book	83	877	.8	3.0	25	457	.2	2.0	33	116	.3	3.2	36	146	.3	1.7	22	98	.2	1.4
WJJZ-FM																				
FA '99	53	494	.5	2.0	23	310	.2	1.7	11	57	.1	1.0	25	86	.2	1.2	13	38	.1	.8
4-Book	63	601	.6	2.3	31	382	.3	2.4	27	80	.3	2.6	50	130	.4	2.4	38	104	.4	2.4
+WLCE-FM																				
WYXR-FM																				
FA '99	150	1544	1.3	5.6	53	863	.5	3.9	48	204	.4	4.4	102	347	.9	4.7	74	215	.7	4.6
4-Book	130	1659	1.2	4.8	59	953	.5	4.6	45	194	.4	4.3	103	368	.9	4.8	75	252	.7	4.7
WMGK-FM																				
FA '99	110	1327	1.0	4.1	44	584	.4	3.3	29	101	.3	2.6	101	345	.9	4.6	75	170	.7	4.6
4-Book	119	1478	1.1	4.3	45	719	.4	3.5	31	134	.3	3.0	85	332	.8	4.0	71	235	.7	4.4
WMMR-FM																				
FA '99	137	1840	1.2	5.1	44	965	.4	3.3	44	150	.4	4.0	63	373	.6	2.9	73	296	.7	4.5
4-Book	138	1848	1.2	5.0	54	1060	.5	4.2	49	184	.5	4.7	104	397	.9	4.9	81	309	.7	5.0
WNAP-AM																				
FA '99	* 12	60	.1	.4	* 8	58	.1	.6	* 4	10		.4	7	30	.1	.3	* 11	23	.1	.7
4-Book	6	53	.1	.2	4	43		.3	1	3		.1	3	15		.1	3	7		.2
WUGL-FM																				
FA '99	39	583	.4	1.5	12	217	.1	.9	14	57	.1	1.3	23	80	.2	1.1	23	49	.2	1.4
4-Book	49	654	.5	1.8	22	351	.2	1.7	18	72	.2	1.7	33	119	.3	1.6	36	126	.3	2.2
WPEN-AM																				
FA '99	7	41	.1	.3	8	30	.1	.6	6	11	.1	.5	15	20	.1	.7	18	20	.2	1.1
4-Book	8	55	.1	.3	5	37		.4	7	10	.1	.7	13	23	.1	.6	11	14	.1	.7

** Station(s) not reported this survey.

* Listener estimates adjusted for reported broadcast schedule.

+ Station(s) changed call letters - see Page 13.

4-Book: Avg. of current and previous 3 surveys.
2-Book: Avg. of most recent 2 surveys.

Target Listener Estimates

Persons 18-34

	Monday-Friday 6AM-7PM				Weekend 6AM-MID				Saturday 6AM-10AM				Saturday 10AM-3PM				Saturday 3PM-7PM			
	AQH (00)	Cume (00)	AQH Rtg	AQH Shr	AQH (00)	Cume (00)	AQH Rtg	AQH Shr	AQH (00)	Cume (00)	AQH Rtg	AQH Shr	AQH (00)	Cume (00)	AQH Rtg	AQH Shr	AQH (00)	Cume (00)	AQH Rtg	AQH Shr
WPHI-FM																				
FA '99	118	1712	1.1	4.4	91	1229	.8	6.8	63	235	.6	5.7	147	524	1.3	6.8	112	360	1.0	6.9
4-Book	128	1814	1.2	4.6	90	1228	.8	7.0	57	214	.5	5.4	142	506	1.3	6.6	110	381	1.0	6.8
WPHT-AM																				
FA '99	3	82	.1	.1		18											1	9	.1	.1
4-Book	8	119	.1	.3	3	68		.2	2	11		.2	3	12		.1	3	14		.2
WPLY-FM																				
FA '99	195	2236	1.8	7.3	87	1438	.8	6.5	51	286	.5	4.6	183	652	1.6	8.4	120	430	1.1	7.4
4-Book	183	2492	1.6	6.7	86	1535	.8	6.7	55	267	.5	5.2	171	696	1.5	8.0	106	443	1.0	6.5
WSSJ-AM																				
FA '99	9	88	.1	.3	13	107	.1	1.0	10	23	.1	.9	18	37	.2	.8	24	38	.2	1.5
4-Book	7	67	.1	.2	6	54	.1	.5	6	17	.1	.6	11	22	.1	.5	11	18	.1	.7
WUSL-FM																				
FA '99	243	2451	2.2	9.0	175	1784	1.6	13.0	139	435	1.2	12.7	289	812	2.6	13.3	208	652	1.9	12.9
4-Book	227	2395	2.0	8.3	151	1716	1.4	11.7	105	355	.9	10.0	238	714	2.1	11.1	206	598	1.8	12.8
WWDB-FM																				
FA '99	30	514	.3	1.1	12	217	.1	.9	11	58	.1	1.0	3	40		.1	8	41	.1	.5
4-Book	34	401	.3	1.2	14	200	.1	1.1	10	30	.1	.9	6	30	.1	.3	6	27	.1	.4
WXTU-FM																				
FA '99	74	736	.7	2.8	34	406	.3	2.5	43	143	.4	3.9	63	220	.6	2.9	27	105	.2	1.7
4-Book	79	733	.7	2.9	35	464	.3	2.7	40	149	.4	3.8	57	242	.5	2.7	43	158	.4	2.7
WYSP-FM																				
FA '99	336	3035	3.0	12.5	130	1695	1.2	9.7	112	345	1.0	10.2	164	531	1.5	7.5	118	364	1.1	7.3
4-Book	393	3252	3.5	14.2	107	1502	1.0	8.3	106	332	1.0	10.2	173	584	1.6	8.1	121	432	1.1	7.4
WJBR-FM																				
FA '99	4	160	.1	.1	9	116	.1	.7	11	30	.1	1.0	2	30	.1	.1	7	30	.1	.4
4-Book	13	210	.1	.5	6	100	.1	.5	6	18	.1	.6	7	29	.1	.3	7	25	.1	.4
WKXV-FM																				
FA '99	22	300	.2	.8	5	116		.4	3	17		.3	9	27	.1	.4	4	25		.2
4-Book	24	330	.2	.8	4	86		.3	2	9		.2	7	26	.1	.3	3	15		.1
WLEV-FM																				
FA '99	7	95	.1	.3	1	37		.1					4	28		.2				
4-Book	**	**	**	**	**	**	**	**	**	**	**	**	**	**	**	**	**	**	**	**
WNJD-FM																				
FA '99	7	171	.1	.3	1	14		.1					2	6		.1	3	6		.2
4-Book	11	180	.1	.4	5	65	.1	.4	2	12		.2	7	24		.3	4	11		.2
WPST-FM																				
FA '99	79	1468	.7	2.9	44	956	.4	3.3	27	123	.2	2.5	74	416	.7	3.4	56	252	.5	3.5
4-Book	66	1428	.6	2.4	32	813	.3	2.5	22	124	.2	2.1	54	317	.5	2.5	46	244	.4	2.8
WSTW-FM																				
FA '99	18	486	.2	.7	8	197	.1	.6	8	48	.1	.7	18	91	.2	.8	11	86	.1	.7
4-Book	**	**	**	**	**	**	**	**	**	**	**	**	**	**	**	**	**	**	**	**
TOTALS																				
FA '99	2686	10583	24.1		1346	8659	12.1		1097	3156	9.9		2173	5247	19.5		1613	3833	14.5	
4-Book	2761	10729	24.5		1290	8846	11.4		1045	3020	9.3		2140	5350	19.0		1623	4141	14.4	

** Station(s) not reported this survey.

* Listener estimates adjusted for reported broadcast schedule.

+ Station(s) changed call letters - see Page 13.

4-Book: Avg. of current and previous 3 surveys.
2-Book: Avg. of most recent 2 surveys.

Target Listener Estimates - Persons 18-34

Target Listener Estimates

Persons 18-34																				
Saturday 7PM-MID				Sunday 6AM-10AM				Sunday 10AM-3PM				Sunday 3PM-7PM				Sunday 7PM-MID				
AQH (00)	Cume (00)	AQH Rtg	AQH Shr	AQH (00)	Cume (00)	AQH Rtg	AQH Shr	AQH (00)	Cume (00)	AQH Rtg	AQH Shr	AQH (00)	Cume (00)	AQH Rtg	AQH Shr	AQH (00)	Cume (00)	AQH Rtg	AQH Shr	
KYW -AM																				
FA '99	8	49	.1	.7	34	181	.3	4.1	29	118	.3	1.7	17	80	.2	1.4	5	50	.7	
4-Book	11	85	.1	1.0	38	181	.4	5.2	20	110	.2	1.3	14	66	.1	1.2	11	85	.1	1.4
WBEB-FM																				
FA '99	46	143	.4	4.0	30	142	.3	3.6	71	240	.6	4.0	58	201	.5	4.6	55	172	.5	7.3
4-Book	48	167	.4	4.3	33	124	.3	4.5	70	227	.6	4.6	52	156	.5	4.4	45	141	.4	5.8
WDAS-AM																				
FA '99	1	9		.1	37	95	.3	4.4	34	114	.3	1.9	24	44	.2	1.9	7	18	.1	.9
4-Book	2	5		.2	32	76	.3	4.3	34	93	.3	2.2	10	23	.1	.8	6	17	.1	.8
WDAS-FM																				
FA '99	87	192	.8	7.5	34	139	.3	4.1	76	179	.7	4.3	73	144	.7	5.8	97	192	.9	12.9
4-Book	85	217	.8	7.7	45	124	.4	6.3	75	225	.7	4.8	84	186	.8	7.0	112	229	1.0	14.1
+WEJM-FM																				
FA '99	51	172	.5	4.4	18	80	.2	2.2	64	219	.6	3.6	37	137	.3	2.9	21	49	.2	2.8
4-Book	48	189	.5	4.4	20	95	.2	2.7	72	286	.6	4.7	63	264	.6	5.2	27	125	.3	3.5
+WEMG-AM																				
FA '99	9	22	.1	.8	23	30	.2	2.8	34	38	.3	1.9	6	17	.1	.5	9	22	.1	1.2
4-Book	4	9		.3	6	9	.1	.7	13	20	.1	.8	4	10		.3	4	8		.5
+WEMG-FM																				
FA '99	6	57	.1	.5	7	29	.1	.8	15	51	.1	.9	18	41	.2	1.4	19	64	.2	2.5
4-Book	**	**	**	**	**	**	**	**	**	**	**	**	**	**	**	**	**	**	**	**
WHAT-AM																				
FA '99	3	10		.3	15	48	.1	1.8	3	18		.2	5	20		.4	3	10		.4
4-Book	5	13	.1	.5	7	17	.1	.9	6	27	.1	.4	1	7		.1	1	3		.1
WIOQ-FM																				
FA '99	143	580	1.3	12.4	78	269	.7	9.3	159	542	1.4	9.1	115	434	1.0	9.1	74	270	.7	9.8
4-Book	123	473	1.1	11.1	43	179	.4	5.8	112	488	1.0	7.1	94	388	.8	7.7	63	289	.6	8.0
WIP -AM																				
FA '99	5	12		.4	9	40	.1	1.1	59	164	.5	3.4	25	122	.2	2.0	26	119	.2	3.5
4-Book	9	49	.1	.8	16	58	.2	2.2	35	118	.3	2.3	27	116	.3	2.3	21	101	.2	2.8
WJJZ-FM																				
FA '99	22	77	.2	1.9	14	42	.1	1.7	31	59	.3	1.8	41	104	.4	3.3	23	68	.2	3.1
4-Book	37	122	.3	3.4	16	46	.1	2.2	26	76	.2	1.7	26	79	.2	2.1	22	80	.2	2.8
+WLCE-FM																				
WYXR-FM																				
FA '99	58	263	.5	5.0	30	150	.3	3.6	72	249	.6	4.1	19	114	.2	1.5	14	88	.1	1.9
4-Book	63	231	.5	5.6	22	106	.2	3.0	73	298	.7	4.7	49	202	.5	4.1	34	144	.3	4.3
WMGK-FM																				
FA '99	25	94	.2	2.2	5	36		.6	40	182	.4	2.3	53	130	.5	4.2	24	105	.2	3.2
4-Book	26	122	.2	2.4	13	57	.1	1.8	55	233	.5	3.6	55	167	.5	4.6	19	86	.2	2.4
WMMR-FM																				
FA '99	28	194	.3	2.4	21	128	.2	2.5	41	152	.4	2.3	55	265	.5	4.4	28	203	.3	3.7
4-Book	31	197	.3	2.8	20	92	.2	2.6	62	293	.6	4.0	63	260	.5	5.2	27	168	.3	3.3
WNAP-AM																				
FA '99					* 19	21	.2	2.3	2	18		.1	* 12	17	.1	1.0				
4-Book	**	**	**	**	9	16	.1	1.1	4	17		.2	3	6		.3	**	**	**	**
WUGL-FM																				
FA '99	7	40	.1	.6	5	21		.6	10	59	.1	.6	12	19	.1	1.0	5	11		.7
4-Book	14	65	.2	1.2	22	53	.2	3.1	21	100	.2	1.4	22	61	.2	1.9	9	30	.1	1.2
WPEN-AM																				
FA '99	5	20		.4					9	21	.1	.5	3	11		.2	5	11		.7
4-Book	3	12		.3	1	2		.1	4	9		.2	2	7		.2	2	4		.2

** Station(s) not reported this survey.

* Listener estimates adjusted for reported broadcast schedule.

+ Station(s) changed call letters - see Page 13.

4-Book: Avg. of current and previous 3 surveys.
2-Book: Avg. of most recent 2 surveys.

Target Listener Estimates

Persons 18-34

	Saturday 7PM-MID				Sunday 6AM-10AM				Sunday 10AM-3PM				Sunday 3PM-7PM				Sunday 7PM-MID			
	AQH (00)	Cume (00)	AQH Rtg	AQH Shr	AQH (00)	Cume (00)	AQH Rtg	AQH Shr	AQH (00)	Cume (00)	AQH Rtg	AQH Shr	AQH (00)	Cume (00)	AQH Rtg	AQH Shr	AQH (00)	Cume (00)	AQH Rtg	AQH Shr
	WPHI-FM FA '99 4-Book	90 102	358 381	.8 .9	7.8 9.2	64 48	199 140	.6 .5	7.7 6.5	122 109	422 354	1.1 1.0	7.0 7.1	74 86	231 287	.7 .8	5.9 7.2	45 55	171 192	.4 .5
WPHT-AM FA '99 4-Book	1	5		.1	4	18	.1	.5	3	18		.2	3	16		.2	5	15		.6
WPLY-FM FA '99 4-Book	96 71	366 323	.9 .7	8.3 6.4	38 36	175 161	.3 .3	4.5 4.9	74 101	357 486	.7 .9	4.2 6.6	63 78	312 373	.6 .7	5.0 6.4	57 57	221 267	.5 .5	7.6 7.3
WSSJ-AM FA '99 4-Book	13 4	34 10	.1	1.1 .3	1	4		.2	20 9	36 15	.2 .1	1.1 .6	5 5	9 12		.4 .4	13 3	32 8	.1	1.7 .4
WUSL-FM FA '99 4-Book	192 163	505 513	1.7 1.4	16.7 14.6	151 115	412 353	1.4 1.0	18.1 15.4	197 155	607 520	1.8 1.4	11.2 10.0	115 121	387 382	1.0 1.1	9.1 10.1	89 93	296 299	.8 .8	11.8 11.8
WVDB-FM FA '99 4-Book	1 6	9 26		.1 .5	13 14	58 59	.1 .1	1.6 1.9	46 52	117 130	.4 .5	2.6 3.4	12 7	22 19	.1 .1	1.0 .6	4	15	.1	.5
WXTU-FM FA '99 4-Book	11 21	73 97	.1 .2	1.0 1.9	29 28	99 105	.3 .3	3.5 3.9	50 46	163 177	.4 .4	2.8 2.9	35 35	111 118	.3 .3	2.8 2.9	11 14	43 67	.1 .1	1.5 1.8
WYSP-FM FA '99 4-Book	79 79	285 290	.7 .7	6.9 7.1	50 35	175 127	.4 .3	6.0 4.8	270 159	868 551	2.4 1.4	15.4 10.0	202 122	717 420	1.8 1.1	16.1 10.0	41 52	170 210	.4 .5	5.5 6.7
WJBR-FM FA '99 4-Book	19 8	46 32	.2 .1	1.6 .7	8 4	19 18	.1 .1	1.0 .5	12 8	19 18	.1 .1	.7 .5	8 5	10 17	.1 .1	.6 .4	3 3	9 13	.4 .4	
WKXW-FM FA '99 4-Book	3 3	38 25		.3 .3	1	2		.1	10 9	21 28	.1 .1	.6 .6	4 2	12 5		.3 .1	1 3	9 8	.1 .3	
WLEV-FM FA '99 4-Book	2 **	9 **	**	.2 **	3 **	18 **	**	.4 **	** **	9 **	**	**	** **	9 **	**	.2 **	** **	** **	** **	** **
WNJO-FM FA '99 4-Book	1 1	6 8		.1 .1	4	9		.5	9	24	.1	.6	10	32	.1	.9	2	13		.2
WPST-FM FA '99 4-Book	37 30	153 153	.3 .3	3.2 2.7	33 16	141 82	.3 .2	3.9 2.1	57 35	277 215	.5 .3	3.2 2.2	49 35	195 176	.4 .3	3.9 2.9	17 19	88 98	.2 .2	2.3 2.4
WSTW-FM FA '99 4-Book	1 **	10 **	**	.1 **	7 **	37 **	.1 **	.8 **	6 **	40 **	.1 **	.3 **	9 **	41 **	.1 **	.7 **	4 **	21 **	** **	.5 **
TOTALS FA '99 4-Book	1153 1109	3195 3279	10.4 9.9		836 742	2416 2213	7.5 6.6		1755 1553	4433 4292	15.8 13.8		1257 1203	3249 3203	11.3 10.7		752 786	2353 2403	6.8 7.0	

** Station(s) not reported this survey.

* Listener estimates adjusted for reported broadcast schedule.

+ Station(s) changed call letters - see Page 13.

4-Book: Avg. of current and previous 3 surveys.
2-Book: Avg. of most recent 2 surveys.

Target Listener Estimates - Persons 18-34

Target Listener Trends

Persons 18-49																				
Monday-Sunday 6AM-MID				Monday-Friday 6AM-10AM				Monday-Friday 10AM-3PM				Monday-Friday 3PM-7PM				Monday-Friday 7PM-MID				
AQH (00)	Cume (00)	AQH Rtg	AQH Shr	AQH (00)	Cume (00)	AQH Rtg	AQH Shr	AQH (00)	Cume (00)	AQH Rtg	AQH Shr	AQH (00)	Cume (00)	AQH Rtg	AQH Shr	AQH (00)	Cume (00)	AQH Rtg	AQH Shr	
KYW -AM																				
FA '99	152	4722	.7	3.8	409	3268	1.8	6.8	114	1420	.5	2.0	189	2231	.8	3.8	59	956	.3	3.3
SU '99	176	5434	.8	4.5	436	3648	1.9	7.6	153	1919	.7	2.7	235	2652	1.0	4.9	58	980	.3	3.1
SP '99	136	4824	.6	3.3	383	3471	1.7	6.2	100	1381	.4	1.7	169	2308	.7	3.4	40	821	.2	2.1
WI '99	170	5472	.7	4.1	482	3800	2.1	7.7	122	1734	.5	2.0	193	2534	.8	3.9	62	1070	.3	3.3
4-Book	159	5113	.7	3.9	428	3547	1.9	7.1	122	1614	.5	2.1	197	2431	.8	4.0	55	957	.3	3.0
FA '98	134	4783	.6	3.2	377	3238	1.7	6.2	90	1464	.4	1.5	164	2228	.7	3.2	47	1002	.2	2.3
WBEB-FM																				
FA '99	253	3662	1.1	6.4	324	1888	1.4	5.4	479	1871	2.1	8.6	306	1992	1.4	6.2	126	1301	.6	6.9
SU '99	237	3763	1.0	6.0	308	1837	1.4	5.4	454	2097	2.0	7.9	286	2026	1.3	6.0	97	1222	.4	5.1
SP '99	287	4072	1.3	7.0	363	2271	1.6	5.9	600	2103	2.6	9.9	352	2155	1.5	7.0	105	1262	.5	5.5
WI '99	284	3949	1.2	6.9	375	2044	1.6	6.0	505	2073	2.2	8.3	325	2219	1.4	6.5	123	1251	.5	6.6
4-Book	265	3862	1.2	6.6	343	2010	1.5	5.7	510	2036	2.2	8.7	317	2098	1.4	6.4	113	1259	.5	6.0
FA '98	269	3847	1.2	6.5	350	2183	1.5	5.7	499	2002	2.2	8.4	320	2167	1.4	6.2	110	1223	.5	5.4
WDAS-AM																				
FA '99	30	629	.1	.8	45	290	.2	.8	21	150	.1	.4	25	176	.1	.5	13	95	.1	.7
SU '99	32	518	.1	.8	52	227	.2	.9	38	178	.2	.7	31	189	.1	.7	12	128	.1	.6
SP '99	23	373	.1	.6	37	179	.2	.6	26	121	.1	.4	17	116	.1	.3	7	62	.1	.4
WI '99	37	499	.2	.9	55	252	.2	.9	41	186	.2	.7	33	176	.1	.7	16	135	.1	.9
4-Book	31	505	.1	.8	47	237	.2	.8	32	159	.2	.6	27	164	.1	.6	12	105	.1	.7
FA '98	27	441	.1	.6	48	233	.2	.8	19	129	.1	.3	25	165	.1	.5	5	49	.1	.2
WDAS-FM																				
FA '99	261	2960	1.2	6.6	358	1729	1.6	6.0	281	1320	1.2	5.1	297	1599	1.3	6.0	198	1248	.9	10.9
SU '99	281	3082	1.2	7.1	392	1801	1.7	6.8	334	1515	1.5	5.8	299	1542	1.3	6.3	208	1432	.9	11.0
SP '99	292	3086	1.3	7.1	405	1965	1.8	6.6	348	1584	1.5	5.7	351	1849	1.5	7.0	231	1326	1.0	12.2
WI '99	329	3056	1.4	8.0	429	1791	1.9	6.8	411	1639	1.8	6.8	369	1845	1.6	7.4	271	1475	1.2	14.6
4-Book	291	3046	1.3	7.2	396	1822	1.8	6.6	344	1515	1.5	5.9	329	1709	1.4	6.7	227	1370	1.0	12.2
FA '98	326	3230	1.4	7.8	444	2058	2.0	7.3	384	1675	1.7	6.5	362	1806	1.6	7.0	251	1598	1.1	12.3
+WEJM-FM																				
FA '99	188	3284	.8	4.7	221	1693	1.0	3.7	305	1719	1.4	5.5	274	1970	1.2	5.6	78	889	.3	4.3
SU '99	206	3555	.9	5.2	188	1647	.8	3.3	318	1761	1.4	5.6	270	2104	1.2	5.7	124	1014	.5	6.6
SP '99	123	3084	.5	3.0	167	1374	.7	2.7	189	1224	.8	3.1	171	1823	.8	3.4	53	896	.2	2.8
WI '99	138	3489	.6	3.4	200	1721	.9	3.2	199	1499	.9	3.3	190	2127	.8	3.8	53	1096	.2	2.9
4-Book	164	3353	.7	4.1	194	1609	.9	3.2	253	1551	1.1	4.4	226	2006	1.0	4.6	77	974	.3	4.2
FA '98	117	2953	.5	2.8	131	1460	.6	2.1	178	1409	.8	3.0	183	1909	.8	3.6	54	1016	.2	2.6
+WEMG-AM																				
FA '99	25	218	.1	.6	37	161	.2	.6	37	129	.2	.7	16	120	.1	.3	12	73	.1	.7
SU '99	13	195	.1	.3	16	81	.1	.3	15	52	.1	.3	15	87	.1	.3	9	47	.1	.5
SP '99	20	231	.1	.5	27	165	.1	.4	29	131	.1	.5	25	160	.1	.5	10	79	.1	.5
WI '99	18	145	.1	.4	24	83	.1	.4	29	77	.1	.5	25	110	.1	.5	9	63	.1	.5
4-Book	19	197	.1	.5	26	123	.1	.4	28	97	.1	.5	20	119	.1	.4	10	66	.1	.6
FA '98	27	251	.1	.6	27	161	.1	.4	37	135	.2	.6	34	156	.1	.7	14	78	.1	.7
+WEMG-FM																				
FA '99	30	357	.1	.8	46	229	.2	.8	43	199	.2	.8	34	234	.2	.7	13	208	.1	.7
SU '99	28	436	.1	.7	36	226	.2	.6	27	189	.1	.5	44	275	.2	.9	15	119	.1	.8
SP '99	**	**	**	**	**	**	**	**	**	**	**	**	**	**	**	**	**	**	**	**
WI '99	4	102	.1	.1	7	32	.1	.1	6	49	.1	.1	8	79	.1	.2	1	24	.1	.1
4-Book	**	**	**	**	**	**	**	**	**	**	**	**	**	**	**	**	**	**	**	**
FA '98	3	97	.1	.1	18	18	.1	.1	6	26	.1	.1	4	45	.1	.1	2	44	.1	.1
WHAT-AM																				
FA '99	20	303	.1	.5	18	102	.1	.3	31	132	.1	.6	23	104	.1	.5	18	67	.1	1.0
SU '99	28	317	.1	.7	42	142	.2	.7	41	164	.2	.7	37	124	.2	.8	11	111	.1	.6
SP '99	10	173	.1	.2	16	78	.1	.3	8	73	.1	.3	14	65	.1	.3	3	20	.1	.2
WI '99	16	263	.1	.4	19	115	.1	.3	20	138	.1	.3	19	96	.1	.4	8	48	.1	.4
4-Book	19	264	.1	.5	24	109	.1	.4	25	127	.1	.4	23	97	.1	.5	10	62	.1	.6
FA '98	14	206	.1	.3	25	119	.1	.4	10	60	.1	.2	19	70	.1	.4	7	23	.1	.3

** Station(s) not reported this survey.

* Listener estimates adjusted for reported broadcast schedule.

+ Station(s) changed call letters - see Page 13.

4-Book: Avg. of current and previous 3 surveys.
2-Book: Avg. of most recent 2 surveys.

Target Listener Trends

Persons 18-49

Target Listener Trends - Persons 18-49

	Monday-Sunday 6AM-MID				Monday-Friday 6AM-10AM				Monday-Friday 10AM-3PM				Monday-Friday 3PM-7PM				Monday-Friday 7PM-MID			
	AQH (00)	Cume (00)	AQH Rtg	AQH Shr	AQH (00)	Cume (00)	AQH Rtg	AQH Shr	AQH (00)	Cume (00)	AQH Rtg	AQH Shr	AQH (00)	Cume (00)	AQH Rtg	AQH Shr	AQH (00)	Cume (00)	AQH Rtg	AQH Shr
W100-FM																				
FA '99	261	4830	1.2	6.6	308	2444	1.4	5.1	371	2525	1.6	6.7	348	2983	1.5	7.1	140	1835	.6	7.7
SU '99	192	4700	.8	4.9	204	1888	.9	3.5	276	2340	1.2	4.8	240	2422	1.1	5.0	119	1585	.5	6.3
SP '99	244	5293	1.1	6.0	281	2600	1.2	4.6	381	2625	1.7	6.3	314	3141	1.4	6.2	115	1818	.5	6.1
WI '99	184	4243	.8	4.5	231	1849	1.0	3.7	295	2310	1.3	4.9	244	2305	1.1	4.9	79	1385	.3	4.3
4-Book	220	4767	1.0	5.5	256	2195	1.1	4.2	331	2450	1.5	5.7	287	2713	1.3	5.8	113	1656	.5	6.1
FA '98	204	4208	.9	4.9	260	1897	1.1	4.2	331	2263	1.5	5.6	264	2415	1.2	5.1	93	1329	.4	4.6
WIP -AM																				
FA '99	119	2112	.5	3.0	205	1141	.9	3.4	167	971	.7	3.0	186	1172	.8	3.8	38	607	.2	2.1
SU '99	104	2188	.5	2.6	186	1218	.8	3.2	159	1000	.7	2.8	165	1242	.7	3.5	31	512	.1	1.6
SP '99	127	2277	.6	3.1	238	1256	1.0	3.9	179	923	.8	3.0	175	1368	.8	3.5	60	674	.3	3.2
WI '99	169	2968	.7	4.1	255	1512	1.1	4.1	230	1307	1.0	3.8	257	1764	1.1	5.2	79	986	.3	4.3
4-Book	130	2386	.6	3.2	221	1282	1.0	3.7	184	1050	.8	3.2	196	1387	.9	4.0	52	695	.2	2.8
FA '98	139	2565	.6	3.3	217	1339	1.0	3.5	194	1124	.9	3.3	213	1608	.9	4.1	63	898	.3	3.1
WJZ-FM																				
FA '99	155	2263	.7	3.9	162	903	.7	2.7	248	997	1.1	4.5	200	1260	.9	4.1	104	934	.5	5.7
SU '99	171	2429	.8	4.3	152	956	.7	2.6	318	1214	1.4	5.6	209	1277	.9	4.4	108	910	.5	5.7
SP '99	206	2774	.9	5.0	238	1316	1.0	3.9	352	1419	1.5	5.8	255	1638	1.1	5.1	96	874	.4	5.1
WI '99	179	2652	.8	4.4	177	1174	.8	2.8	310	1212	1.4	5.1	237	1390	1.0	4.8	97	840	.4	5.2
4-Book	178	2530	.8	4.4	182	1087	.8	3.0	307	1211	1.4	5.3	225	1391	1.0	4.6	101	890	.5	5.4
FA '98	183	2799	.8	4.4	202	1290	.9	3.3	309	1354	1.4	5.2	249	1551	1.1	4.8	92	963	.4	4.5
+WLCE-FM																				
WYXR-FM																				
FA '99	166	3400	.7	4.2	248	1840	1.1	4.1	298	1552	1.3	5.4	206	2073	.9	4.2	45	872	.2	2.5
SU '99	139	3480	.6	3.5	173	1607	.8	3.0	243	1665	1.1	4.3	173	1782	.8	3.6	47	980	.2	2.5
SP '99	149	3448	.7	3.6	209	1734	.9	3.4	228	1529	1.0	3.8	183	1899	.8	3.6	64	931	.3	3.4
WI '99	185	3794	.8	4.5	265	1860	1.2	4.2	320	1714	1.4	5.3	227	2000	1.0	4.6	79	1035	.3	4.3
4-Book	160	3531	.7	4.0	224	1760	1.0	3.7	272	1615	1.2	4.7	197	1939	.9	4.0	59	955	.3	3.2
FA '98	175	3740	.8	4.2	243	1969	1.1	4.0	238	1682	1.0	4.0	206	1982	.9	4.0	105	1208	.5	5.1
WMGK-FM																				
FA '99	192	3596	.9	4.8	207	1698	.9	3.5	349	1730	1.5	6.3	272	2202	1.2	5.5	56	954	.2	3.1
SU '99	192	3804	.8	4.9	219	1723	1.0	3.8	334	2002	1.5	5.8	252	2238	1.1	5.3	71	1007	.3	3.8
SP '99	220	3960	1.0	5.4	257	1747	1.1	4.2	407	1968	1.8	6.7	288	2277	1.3	5.7	72	1094	.3	3.8
WI '99	206	3979	.9	5.0	228	1783	1.0	3.6	388	2046	1.7	6.4	275	2498	1.2	5.5	63	1048	.3	3.4
4-Book	203	3835	.9	5.0	228	1738	1.0	3.8	370	1937	1.6	6.3	272	2304	1.2	5.5	66	1026	.3	3.5
FA '98	249	4067	1.1	6.0	295	1975	1.3	4.8	467	2058	2.1	7.9	349	2541	1.5	6.8	79	1057	.3	3.9
WMMR-FM																				
FA '99	176	3657	.8	4.4	273	1776	1.2	4.6	293	1870	1.3	5.3	252	2077	1.1	5.1	60	992	.3	3.3
SU '99	203	4159	.9	5.1	266	1913	1.2	4.6	348	1958	1.5	6.1	244	2287	1.1	5.1	77	1322	.3	4.1
SP '99	212	3910	.9	5.2	306	1944	1.3	5.0	396	1922	1.7	6.5	253	2175	1.1	5.0	65	898	.3	3.4
WI '99	193	3714	.8	4.7	282	1747	1.2	4.5	321	1827	1.4	5.3	241	1998	1.1	4.8	66	956	.3	3.6
4-Book	196	3860	.9	4.9	282	1845	1.2	4.7	340	1894	1.5	5.8	248	2134	1.1	5.0	67	1042	.3	3.6
FA '98	219	3854	1.0	5.3	269	1682	1.2	4.4	421	1864	1.9	7.1	305	2477	1.3	5.9	66	997	.3	3.2
WNAP-AM																				
FA '99	* 18	156	.1	.5	* 25	86	.1	.4	16	78	.1	.3	* 19	67	.1	.4	**	**	**	**
SU '99	7	137		.2	6	42		.1	7	45		.1	8	64		.2	**	**	**	**
SP '99	2	61			1	18			3	18			1	7			**	**	**	**
WI '99	10	160		.2	11	54		.2	13	98		.2	8	56		.2	**	**	**	**
4-Book	9	129		.2	11	50		.2	10	60		.2	9	49		.2	**	**	**	**
FA '98	**	**	**	**	**	**	**	**	**	**	**	**	**	**	**	**	**	**	**	**
WGL-FM																				
FA '99	122	2652	.5	3.1	157	1311	.7	2.6	191	1110	.8	3.4	147	1445	.7	3.0	54	651	.2	3.0
SU '99	111	2666	.5	2.8	143	1205	.6	2.5	170	1161	.7	3.0	124	1236	.5	2.6	44	751	.2	2.3
SP '99	159	3253	.7	3.9	201	1430	.9	3.3	262	1504	1.2	4.3	187	1596	.8	3.7	57	765	.3	3.0
WI '99	159	2999	.7	3.9	204	1374	.9	3.2	252	1256	1.1	4.1	207	1601	.9	4.2	65	751	.3	3.5
4-Book	138	2893	.6	3.4	176	1330	.8	2.9	219	1258	1.0	3.7	166	1470	.7	3.4	55	730	.3	3.0
FA '98	202	3581	.9	4.8	245	1634	1.1	4.0	320	1648	1.4	5.4	213	1762	.9	4.1	90	945	.4	4.4

** Station(s) not reported this survey.

* Listener estimates adjusted for reported broadcast schedule.

+ Station(s) changed call letters - see Page 13.

4-Book: Avg. of current and previous 3 surveys.
2-Book: Avg. of most recent 2 surveys.

Target Listener Trends

	Persons 18-49																			
	Monday-Sunday 6AM-MID				Monday-Friday 6AM-10AM				Monday-Friday 10AM-3PM				Monday-Friday 3PM-7PM				Monday-Friday 7PM-MID			
	AQH (00)	Cume (00)	AQH Rtg	AQH Shr	AQH (00)	Cume (00)	AQH Rtg	AQH Shr	AQH (00)	Cume (00)	AQH Rtg	AQH Shr	AQH (00)	Cume (00)	AQH Rtg	AQH Shr	AQH (00)	Cume (00)	AQH Rtg	AQH Shr
WPEN-AM																				
FA '99	26	289	.1	.7	32	108	.1	.5	38	121	.2	.7	35	142	.2	.7	8	77	.4	.4
SU '99	18	242	.1	.5	27	111	.1	.5	24	88	.1	.4	24	118	.1	.5	8	40	.4	.4
SP '99	16	347	.1	.4	17	122	.1	.3	23	164	.1	.4	21	120	.1	.4	7	81	.4	.4
WI '99	22	369	.1	.5	39	214	.2	.6	36	177	.2	.6	21	148	.1	.4	3	46	.2	.2
4-Book	21	312	.1	.5	29	139	.1	.5	30	138	.2	.5	25	132	.1	.5	7	61	.4	.4
FA '98	12	248	.1	.3	21	92	.1	.3	18	118	.1	.3	7	74	.1	.1	4	24	.4	.2
WPHI-FM																				
FA '99	124	2548	.6	3.1	129	1157	.6	2.2	131	1200	.6	2.4	170	1424	.8	3.5	94	1019	.4	5.2
SU '99	117	2518	.5	3.0	115	926	.5	2.0	168	1246	.7	2.9	147	1442	.6	3.1	73	915	.3	3.9
SP '99	138	2952	.6	3.4	128	1267	.6	2.1	161	1459	.7	2.7	205	1724	.9	4.1	106	1147	.5	5.6
WI '99	137	2486	.6	3.3	134	1098	.6	2.1	157	1301	.7	2.6	172	1473	.8	3.5	135	1259	.6	7.3
4-Book	129	2626	.6	3.2	127	1112	.6	2.1	154	1302	.7	2.7	174	1516	.8	3.6	102	1085	.5	5.5
FA '98	152	2651	.7	3.6	167	1180	.7	2.7	160	1309	.7	2.7	216	1627	.9	4.2	136	1180	.6	6.7
WPHT-AM																				
FA '99	11	417	.3	.3	16	154	.1	.3	17	101	.1	.3	20	194	.1	.4	5	74	.3	.3
SU '99	43	976	.2	1.1	71	277	.3	1.2	32	218	.1	.6	66	383	.3	1.4	33	389	.1	1.7
SP '99	13	583	.1	.3	17	112	.1	.3	3	79	.1	.3	24	220	.1	.5	16	234	.1	.8
WI '99	29	655	.1	.7	52	237	.2	.8	43	262	.2	.7	41	245	.2	.8	11	100	.6	.6
4-Book	24	658	.1	.6	39	195	.2	.7	24	165	.1	.4	38	261	.2	.8	16	199	.1	.9
FA '98	26	522	.1	.6	47	210	.2	.8	32	171	.1	.5	31	171	.1	.6	17	103	.1	.8
WPLY-FM																				
FA '99	179	3854	.8	4.5	212	1790	.9	3.5	288	1978	1.3	5.2	260	2371	1.2	5.3	70	1236	.3	3.9
SU '99	185	4142	.8	4.7	232	1797	1.0	4.0	258	2167	1.1	4.5	265	2670	1.2	5.6	88	1383	.4	4.7
SP '99	172	4036	.8	4.2	216	1733	.9	3.5	263	1938	1.2	4.3	234	2566	1.0	4.6	88	1349	.4	4.6
WI '99	136	3293	.6	3.3	173	1528	.8	2.7	203	1549	.9	3.3	193	2052	.8	3.9	57	1115	.3	3.1
4-Book	168	3831	.8	4.2	208	1712	.9	3.4	253	1908	1.1	4.3	238	2415	1.1	4.9	76	1271	.4	4.1
FA '98	109	3309	.5	2.6	125	1442	.5	2.0	144	1407	.6	2.4	171	2061	.8	3.3	51	1067	.2	2.5
WSSJ-AM																				
FA '99	25	198	.1	.6	28	94	.1	.5	33	92	.1	.6	30	79	.1	.6	6	63	.3	.3
SU '99	18	202	.1	.5	37	148	.2	.6	12	88	.1	.2	16	88	.1	.3	18	118	.1	1.0
SP '99	20	131	.1	.5	15	58	.1	.2	22	90	.1	.4	24	86	.1	.5	13	61	.1	.7
WI '99	12	137	.1	.3	16	81	.1	.3	9	51	.1	.1	9	57	.1	.2	4	37	.2	.2
4-Book	19	167	.1	.5	24	95	.1	.4	19	80	.1	.3	20	78	.1	.4	10	70	.1	.6
FA '98	**	**	**	**	**	**	**	**	**	**	**	**	**	**	**	**	**	**	**	**
WUSL-FM																				
FA '99	256	3725	1.1	6.5	352	1953	1.6	5.9	255	1906	1.1	4.6	297	2151	1.3	6.0	211	1663	.9	11.6
SU '99	233	3706	1.0	5.9	294	1826	1.3	5.1	276	1831	1.2	4.8	293	2098	1.3	6.2	152	1453	.7	8.0
SP '99	220	3656	1.0	5.4	247	1761	1.1	4.0	249	1903	1.1	4.1	270	2121	1.2	5.4	181	1536	.8	9.5
WI '99	248	3619	1.1	6.0	326	1778	1.4	5.2	284	1911	1.2	4.7	275	1942	1.2	5.5	196	1491	.9	10.6
4-Book	239	3677	1.1	6.0	305	1830	1.4	5.1	266	1888	1.2	4.6	284	2078	1.3	5.8	185	1536	.8	9.9
FA '98	262	3906	1.2	6.3	317	1932	1.4	5.2	292	1879	1.3	4.9	321	2161	1.4	6.2	218	1662	1.0	10.7
WVDB-FM																				
FA '99	74	1540	.3	1.9	69	553	.3	1.2	138	769	.6	2.5	88	688	.4	1.8	31	340	.1	1.7
SU '99	80	1650	.4	2.0	75	552	.3	1.3	155	869	.7	2.7	93	524	.4	2.0	41	371	.2	2.2
SP '99	72	1402	.3	1.8	87	530	.4	1.4	128	659	.6	2.1	66	573	.3	1.3	42	383	.2	2.2
WI '99	94	1605	.4	2.3	95	640	.4	1.5	224	952	1.0	3.7	90	583	.4	1.8	31	315	.1	1.7
4-Book	80	1549	.4	2.0	82	569	.4	1.4	161	812	.7	2.8	84	592	.4	1.7	36	352	.2	2.0
FA '98	88	1658	.4	2.1	114	655	.5	1.9	158	758	.7	2.7	77	625	.3	1.5	43	426	.2	2.1
WXTU-FM																				
FA '99	107	1607	.5	2.7	153	960	.7	2.6	157	785	.7	2.8	159	1041	.7	3.2	33	425	.1	1.8
SU '99	98	1654	.4	2.5	136	955	.6	2.4	133	939	.6	2.3	138	1134	.6	2.9	36	546	.2	1.9
SP '99	149	2084	.7	3.6	230	1318	1.0	3.7	218	1007	1.0	3.6	200	1340	.9	4.0	50	676	.2	2.6
WI '99	132	1730	.6	3.2	183	973	.8	2.9	211	871	.9	3.5	168	1076	.7	3.4	38	570	.2	2.1
4-Book	122	1769	.6	3.0	176	1052	.8	2.9	180	901	.8	3.1	166	1148	.7	3.4	39	554	.2	2.1
FA '98	163	2198	.7	3.9	238	1331	1.0	3.9	215	1163	.9	3.6	228	1525	1.0	4.4	63	805	.3	3.1

** Station(s) not reported this survey.

* Listener estimates adjusted for reported broadcast schedule.

+ Station(s) changed call letters - see Page 13.

4-Book: Avg. of current and previous 3 surveys.
2-Book: Avg. of most recent 2 surveys.

Target Listener Trends

Target Listener Trends - Persons 18-49

	Persons 18-49																			
	Monday-Sunday 6AM-MID				Monday-Friday 6AM-10AM				Monday-Friday 10AM-3PM				Monday-Friday 3PM-7PM				Monday-Friday 7PM-MID			
	AOH (00)	Cume (00)	AQH Rtg	AQH Shr	AOH (00)	Cume (00)	AQH Rtg	AQH Shr	AOH (00)	Cume (00)	AQH Rtg	AQH Shr	AOH (00)	Cume (00)	AQH Rtg	AQH Shr	AOH (00)	Cume (00)	AQH Rtg	AQH Shr
WVSP-FM																				
FA '99	371	5978	1.6	9.4	1118	3963	5.0	18.6	385	2438	1.7	6.9	250	1984	1.1	5.1	93	1162	.4	5.1
SU '99	350	5673	1.5	8.9	1081	3833	4.8	18.8	444	2639	2.0	7.8	229	2147	1.0	4.8	75	1278	.3	4.0
SP '99	378	5428	1.7	9.2	1090	3890	4.8	17.7	466	2661	2.0	7.7	310	2339	1.4	6.1	111	1198	.5	5.8
WI '99	373	5526	1.6	9.1	1182	4094	5.2	18.8	470	2833	2.1	7.7	288	2244	1.3	5.8	74	935	.3	4.0
4-Book	368	5651	1.6	9.2	1118	3945	5.0	18.5	441	2643	2.0	7.5	269	2179	1.2	5.5	88	1143	.4	4.7
FA '98	354	5820	1.6	8.5	1069	3874	4.7	17.5	432	2528	1.9	7.3	247	1924	1.1	4.8	75	987	.3	3.7
WJBR-FM																				
FA '99	22	503	.1	.6	25	185	.1	.4	29	169	.1	.5	38	233	.2	.8	15	168	.1	.8
SU '99	24	498	.1	.6	32	202	.1	.6	39	200	.2	.7	22	208	.1	.5	21	196	.1	1.1
SP '99	16	457	.1	.4	19	162	.1	.3	25	209	.1	.4	20	189	.1	.4	12	171	.1	.6
WI '99	23	576	.1	.6	40	240	.2	.6	38	205	.2	.6	23	276	.1	.5	10	152	.5	.5
4-Book	21	509	.1	.6	29	197	.1	.5	33	196	.2	.6	26	227	.1	.6	15	172	.1	.8
FA '98	26	597	.1	.6	31	241	.1	.5	46	269	.2	.8	34	341	.1	.7	8	173		.4
WKXW-FM																				
FA '99	42	906	.2	1.1	46	400	.2	.8	96	433	.4	1.7	62	498	.3	1.3	10	181		.6
SU '99	44	1070	.2	1.1	53	437	.2	.9	76	480	.3	1.3	67	593	.3	1.4	22	334	.1	1.2
SP '99	46	859	.2	1.1	70	442	.3	1.1	82	403	.4	1.4	73	483	.3	1.4	17	191	.1	.9
WI '99	36	909	.2	.9	60	432	.3	1.0	60	382	.3	1.0	62	570	.3	1.2	9	219		.5
4-Book	42	936	.2	1.1	57	428	.3	1.0	79	425	.4	1.4	66	536	.3	1.3	15	231	.1	.8
FA '98	57	1010	.3	1.4	60	370	.3	1.0	100	501	.4	1.7	98	582	.4	1.9	30	310	.1	1.5
WLEV-FM																				
FA '99	15	216	.1	.4	29	146	.1	.5	33	96	.1	.6	15	99	.1	.3	4	61		.2
SU '99	**	**	**	**	**	**	**	**	**	**	**	**	**	**	**	**	**	**	**	**
SP '99	25	319	.1	.6	32	130	.1	.5	44	110	.2	.7	34	205	.1	.7	7	108		.4
WI '99	**	**	**	**	**	**	**	**	**	**	**	**	**	**	**	**	**	**	**	**
4-Book	**	**	**	**	**	**	**	**	**	**	**	**	**	**	**	**	**	**	**	**
FA '98	**	**	**	**	**	**	**	**	**	**	**	**	**	**	**	**	**	**	**	**
WNJO-FM																				
FA '99	19	594	.1	.5	21	249	.1	.4	32	180	.1	.6	22	266	.1	.4	5	151		.3
SU '99	42	856	.2	1.1	61	481	.3	1.1	81	462	.4	1.4	38	454	.2	.8	12	196	.1	.6
SP '99	35	640	.2	.9	44	289	.2	.7	67	312	.3	1.1	55	350	.2	1.1	6	137		.3
WI '99	30	644	.1	.7	31	271	.1	.5	50	306	.2	.8	39	324	.2	.8	9	180		.5
4-Book	32	684	.2	.8	39	323	.2	.7	58	315	.3	1.0	39	349	.2	.8	8	166	.4	.4
FA '98	25	597	.1	.6	22	290	.1	.4	41	261	.2	.7	40	299	.2	.8	10	161		.5
WPST-FM																				
FA '99	81	2523	.4	2.0	106	1221	.5	1.8	100	1166	.4	1.8	110	1562	.5	2.2	37	756	.2	2.0
SU '99	72	2365	.3	1.8	77	1018	.3	1.3	117	1095	.5	2.0	109	1243	.5	2.3	35	743	.2	1.9
SP '99	76	2465	.3	1.9	97	983	.4	1.6	114	1056	.5	1.9	101	1374	.4	2.0	33	694	.1	1.7
WI '99	61	2279	.3	1.5	76	947	.3	1.2	100	953	.4	1.6	87	1284	.4	1.7	22	581	.1	1.2
4-Book	73	2408	.3	1.8	89	1042	.4	1.5	108	1068	.5	1.8	102	1366	.5	2.1	32	694	.2	1.7
FA '98	68	2275	.3	1.6	88	924	.4	1.4	89	913	.4	1.5	99	1198	.4	1.9	25	517	.1	1.2
WSTW-FM																				
FA '99	23	938	.1	.6	35	340	.2	.6	37	308	.2	.7	33	536	.1	.7	8	247		.4
SU '99	27	858	.1	.7	43	392	.2	.7	39	335	.2	.7	29	396	.1	.6	15	221	.1	.8
SP '99	**	**	**	**	**	**	**	**	**	**	**	**	**	**	**	**	**	**	**	**
WI '99	**	**	**	**	**	**	**	**	**	**	**	**	**	**	**	**	**	**	**	**
4-Book	**	**	**	**	**	**	**	**	**	**	**	**	**	**	**	**	**	**	**	**
FA '98	**	**	**	**	**	**	**	**	**	**	**	**	**	**	**	**	**	**	**	**
TOTALS																				
FA '99	3959	21767	17.6		5996	19624	26.6		5561	16524	24.7		4914	18680	21.8		1813	12810	8.0	
SU '99	3954	22043	17.4		5750	19016	25.3		5714	17214	25.1		4764	18834	20.9		1889	13279	8.3	
SP '99	4097	22190	18.0		6149	19776	27.0		6055	17289	26.6		5042	19421	22.2		1899	12969	8.3	
WI '99	4102	22086	18.0		6296	19835	27.7		6075	17286	26.7		4975	19126	21.9		1851	13019	8.1	
4-Book	4028	22022	17.8		6048	19563	26.7		5851	17078	25.8		4924	19015	21.7		1863	13019	8.2	
FA '98	4169	22075	18.3		6123	19627	26.9		5930	17010	26.1		5152	19231	22.6		2040	13295	9.0	

** Station(s) not reported this survey.

* Listener estimates adjusted for reported broadcast schedule.

+ Station(s) changed call letters - see Page 13.

4-Book: Avg. of current and previous 3 surveys.
2-Book: Avg. of most recent 2 surveys.

Target Listener Estimates

Persons 18-49																				
Monday-Friday 6AM-7PM				Weekend 6AM-MID				Saturday 6AM-10AM				Saturday 10AM-3PM				Saturday 3PM-7PM				
AQH (00)	Cume (00)	AQH Rtg	AQH Shr	AQH (00)	Cume (00)	AQH Rtg	AQH Shr	AQH (00)	Cume (00)	AQH Rtg	AQH Shr	AQH (00)	Cume (00)	AQH Rtg	AQH Shr	AQH (00)	Cume (00)	AQH Rtg	AQH Shr	
KYW -AM																				
FA '99	228	4262	1.0	4.1	78	2083	.3	2.9	186	977	.8	7.5	81	464	.4	1.9	68	383	.3	2.2
4-Book	239	4662	1.1	4.3	84	2207	.4	3.2	194	969	.9	8.0	94	569	.4	2.2	59	352	.3	1.9
WBEB-FM																				
FA '99	378	3087	1.7	6.9	117	1720	.5	4.4	115	449	.5	4.7	200	580	.9	4.7	122	488	.5	4.0
4-Book	399	3205	1.8	7.1	131	1786	.6	5.0	129	461	.6	5.3	226	677	1.0	5.2	144	516	.6	4.5
WDAS-AM																				
FA '99	30	371	.1	.5	43	471	.2	1.6	20	66	.1	.8	12	56	.1	.3	19	54	.1	.6
4-Book	35	321	.2	.6	36	366	.2	1.4	23	60	.1	.9	19	54	.1	.5	17	37	.1	.5
WDAS-FM																				
FA '99	310	2485	1.4	5.6	218	1938	1.0	8.2	175	478	.8	7.1	283	750	1.3	6.7	235	586	1.0	7.7
4-Book	356	2560	1.6	6.3	220	1894	1.0	8.4	185	489	.8	7.6	282	758	1.3	6.5	240	578	1.1	7.6
+WEJM-FM																				
FA '99	270	2802	1.2	4.9	116	1738	.5	4.4	128	466	.6	5.2	234	761	1.0	5.5	154	625	.7	5.0
4-Book	227	2836	1.0	4.1	110	1754	.5	4.2	92	373	.4	3.8	214	770	.9	5.0	146	583	.7	4.5
+WEMG-AM																				
FA '99	31	200	.1	.6	25	122	.1	.9	40	75	.2	1.6	35	61	.2	.8	12	41	.1	.4
4-Book	25	173	.1	.5	15	115	.1	.6	20	42	.1	.8	28	68	.1	.7	18	38	.1	.6
+WEMG-FM																				
FA '99	41	328	.2	.7	22	197	.1	.8	14	74	.1	.6	48	146	.2	1.1	40	87	.2	1.3
4-Book	**	**	**	**	**	**	**	**	**	**	**	**	**	**	**	**	**	**	**	**
WHAT-AM																				
FA '99	25	210	.1	.5	14	170	.1	.5	7	16	.1	.3	14	47	.1	.3	6	37	.1	.2
4-Book	24	199	.1	.4	14	172	.1	.5	13	32	.1	.6	20	42	.1	.5	12	31	.1	.4
W100-FM																				
FA '99	344	4188	1.5	6.3	195	2762	.9	7.3	128	565	.6	5.2	339	1241	1.5	8.0	276	967	1.2	9.0
4-Book	294	4065	1.3	5.3	162	2574	.7	6.2	104	477	.5	4.3	313	1149	1.4	7.2	216	835	1.0	6.8
WIP -AM																				
FA '99	184	1775	.8	3.3	57	960	.3	2.1	74	270	.3	3.0	64	264	.3	1.5	17	101	.1	.6
4-Book	199	2041	.9	3.5	59	1034	.3	2.3	92	299	.4	3.8	91	357	.4	2.1	56	231	.3	1.8
WJJZ-FM																				
FA '99	206	1714	.9	3.7	96	1162	.4	3.6	73	237	.3	3.0	155	471	.7	3.6	113	333	.5	3.7
4-Book	243	1955	1.1	4.3	113	1321	.5	4.3	96	286	.4	4.0	181	490	.8	4.2	159	443	.7	5.0
+WLCE-FM																				
WYXR-FM																				
FA '99	254	2871	1.1	4.6	89	1608	.4	3.3	90	428	.4	3.7	159	579	.7	3.7	120	436	.5	3.9
4-Book	234	2922	1.0	4.2	96	1622	.4	3.6	79	346	.4	3.3	168	629	.8	3.9	124	473	.5	3.9
WMGK-FM																				
FA '99	282	3132	1.3	5.1	125	1808	.6	4.7	132	459	.6	5.4	258	850	1.1	6.1	172	572	.8	5.6
4-Book	296	3269	1.3	5.2	129	1950	.6	4.9	113	454	.5	4.7	266	918	1.2	6.1	194	687	.9	6.1
WMMR-FM																				
FA '99	274	3170	1.2	5.0	79	1581	.4	3.0	103	326	.5	4.2	139	633	.6	3.3	116	458	.5	3.8
4-Book	293	3287	1.3	5.2	110	1879	.5	4.2	123	438	.6	5.1	220	801	1.0	5.1	155	609	.7	4.9
WNAP-AM																				
FA '99	* 19	108	.1	.3	* 17	103	.1	.6	* 12	28	.1	.5	18	66	.1	.4	* 17	39	.1	.6
4-Book	10	91	.2	.3	9	78	.3	.3	3	7	.1	.1	11	35	.1	.3	8	16	.1	.3
WOGL-FM																				
FA '99	167	2198	.7	3.0	86	1189	.4	3.2	65	286	.3	2.6	122	415	.5	2.9	93	350	.4	3.0
4-Book	189	2283	.8	3.3	102	1500	.5	3.9	83	337	.4	3.4	162	570	.7	3.8	135	455	.6	4.2
WPEN-AM																				
FA '99	35	207	.2	.6	22	158	.1	.8	24	45	.1	1.0	33	63	.1	.8	38	63	.2	1.2
4-Book	28	235	.1	.5	16	168	.1	.6	16	39	.1	.7	32	66	.1	.8	24	46	.1	.8

** Station(s) not reported this survey.

* Listener estimates adjusted for reported broadcast schedule.

+ Station(s) changed call letters - see Page 13.

4-Book: Avg. of current and previous 3 surveys.
2-Book: Avg. of most recent 2 surveys.

Target Listener Estimates

Target Listener Estimates - Persons 18-49

		Persons 18-49																				
		Monday-Friday 6AM-7PM				Weekend 6AM-MID				Saturday 6AM-10AM				Saturday 10AM-3PM				Saturday 3PM-7PM				
		AQH (00)	Cume (00)	AQH Rtg	AQH Shr	AQH (00)	Cume (00)	AQH Rtg	AQH Shr	AQH (00)	Cume (00)	AQH Rtg	AQH Shr	AQH (00)	Cume (00)	AQH Rtg	AQH Shr	AQH (00)	Cume (00)	AQH Rtg	AQH Shr	
WP11-FM	FA '99	142	2069	.6	2.6	112	1510	.5	4.2	82	297	.4	3.3	185	665	.8	4.4	140	481	.6	4.6	
	4-Book	151	2203	.7	2.7	107	1476	.5	4.1	72	273	.3	3.0	174	617	.8	4.0	138	473	.6	4.3	
WPHT-AM	FA '99	18	288	.1	.3	4	123		.2	2	7		.1	2	18		.4	8	33		.3	
	4-Book	33	438	.2	.6	15	268	.1	.6	15	45	.1	.6	17	55	.1	.4	9	39		.3	
WPLY-FM	FA '99	256	3301	1.1	4.7	115	2081	.5	4.3	71	396	.3	2.9	243	940	1.1	5.7	151	620	.7	4.9	
	4-Book	235	3326	1.0	4.2	112	2048	.5	4.2	72	354	.3	3.0	224	923	1.0	5.2	143	613	.7	4.4	
WSSJ-AM	FA '99	30	134	.1	.5	28	170	.1	1.1	22	45	.1	.9	42	83	.2	1.0	59	84	.3	1.9	
	4-Book	21	135	.1	.4	21	120	.1	.8	18	44	.1	.7	41	67	.2	.9	32	51	.2	1.0	
WUSL-FM	FA '99	298	3190	1.3	5.4	211	2311	.9	7.9	163	511	.7	6.6	329	960	1.5	7.7	253	795	1.1	8.3	
	4-Book	284	3101	1.3	5.1	197	2240	.9	7.5	133	438	.6	5.5	303	897	1.4	7.0	268	756	1.2	8.4	
WWDB-FM	FA '99	101	1295	.4	1.8	54	692	.2	2.0	56	174	.2	2.3	52	196	.2	1.2	8	41		.3	
	4-Book	113	1201	.5	2.0	51	690	.2	2.0	46	159	.2	1.9	38	148	.1	.9	18	74	.1	.6	
WXTU-FM	FA '99	156	1429	.7	2.8	70	876	.3	2.6	90	305	.4	3.7	151	508	.7	3.6	50	211	.2	1.6	
	4-Book	174	1534	.8	3.1	83	1009	.4	3.2	101	331	.5	4.2	153	526	.7	3.5	97	332	.4	3.0	
WYSP-FM	FA '99	569	4980	2.5	10.4	206	2762	.9	7.7	174	527	.8	7.1	252	851	1.1	5.9	172	543	.8	5.6	
	4-Book	597	5066	2.6	10.6	150	2218	.7	5.7	150	457	.7	6.2	236	844	1.1	5.4	158	588	.7	5.0	
WJBR-FM	FA '99	30	393	.1	.5	12	200	.1	.5	11	30		.4	15	65	.1	.4	9	38		.3	
	4-Book	29	396	.1	.5	11	186	.1	.5	8	30		.3	14	63	.1	.4	16	47	.1	.5	
WKXW-FM	FA '99	70	775	.3	1.3	12	288	.1	.5	8	54		.3	19	106	.1	.4	14	79	.1	.5	
	4-Book	68	809	.3	1.2	15	279	.1	.6	13	64	.1	.5	25	108	.1	.6	18	69	.1	.6	
WLEV-FM	FA '99	26	171	.1	.5	3	89		.1					7	37		.2	2	9		.1	
	4-Book	**	**	**	**	**	**	**	**	**	**	**	**	**	**	**	**	**	**	**	**	**
WNJO-FM	FA '99	26	461	.1	.5	16	222	.1	.6	12	40	.1	.5	22	75	.1	.5	37	143	.2	1.2	
	4-Book	46	554	.2	.8	21	294	.1	.8	17	63	.1	.7	43	136	.2	1.0	31	111	.2	1.0	
WPST-FM	FA '99	105	2205	.5	1.9	67	1340	.3	2.5	46	206	.2	1.9	125	594	.6	2.9	96	374	.4	3.1	
	4-Book	100	2054	.5	1.8	51	1151	.2	1.9	32	176	.1	1.3	96	471	.4	2.2	71	343	.3	2.2	
WSTW-FM	FA '99	35	730	.2	.6	13	343	.1	.5	8	57		.3	22	119	.1	.5	22	136	.1	.7	
	4-Book	**	**	**	**	**	**	**	**	**	**	**	**	**	**	**	**	**	**	**	**	**
TOTALS	FA '99	5496	21535	24.4		2660	17606	11.8		2464	7144	10.9		4252	10632	18.9		3065	7803	13.6		
	4-Book	5627	21707	24.8		2626	17986	11.6		2423	7060	10.7		4340	11074	19.1		3192	8377	14.1		

** Station(s) not reported this survey.

* Listener estimates adjusted for reported broadcast schedule.

+ Station(s) changed call letters - see Page 13.

4-Book: Avg. of current and previous 3 surveys.
2-Book: Avg. of most recent 2 surveys.

Target Listener Estimates

Persons 18-49																				
Saturday 7PM-MID				Sunday 6AM-10AM				Sunday 10AM-3PM				Sunday 3PM-7PM				Sunday 7PM-MID				
AQH (00)	Cume (00)	AQH Rtg	AQH Shr	AQH (00)	Cume (00)	AQH Rtg	AQH Shr	AQH (00)	Cume (00)	AQH Rtg	AQH Shr	AQH (00)	Cume (00)	AQH Rtg	AQH Shr	AQH (00)	Cume (00)	AQH Rtg	AQH Shr	
KYW -AM																				
FA '99	39	245	.2	1.9	119	670	.5	6.3	80	455	.4	2.3	39	232	.2	1.6	34	252	.2	2.3
4-Book	41	261	.2	2.1	148	740	.7	8.2	75	453	.4	2.3	47	242	.2	2.0	37	288	.2	2.5
WBEB-FM																				
FA '99	77	331	.3	3.8	69	289	.3	3.7	149	523	.7	4.2	117	408	.5	4.9	74	273	.3	5.1
4-Book	85	368	.4	4.3	81	300	.4	4.5	179	609	.8	5.6	112	391	.5	4.8	76	285	.4	5.2
WDAS-AM																				
FA '99	5	17		.2	128	295	.6	6.8	92	290	.4	2.6	54	117	.2	2.3	24	37	.1	1.7
4-Book	6	16		.3	99	233	.4	5.5	82	225	.4	2.6	27	62	.1	1.1	17	32	.1	1.2
WDAS-FM																				
FA '99	247	535	1.1	12.2	129	448	.6	6.8	208	562	.9	5.9	155	352	.7	6.6	277	531	1.2	19.1
4-Book	203	509	.9	10.3	130	375	.6	7.2	201	575	.9	6.2	198	452	.9	8.4	299	573	1.3	20.2
+WEJM-FM																				
FA '99	85	350	.4	4.2	51	221	.2	2.7	133	520	.6	3.7	86	284	.4	3.6	51	164	.2	3.5
4-Book	77	345	.4	3.9	42	195	.2	2.3	133	534	.6	4.1	118	445	.5	4.9	53	224	.2	3.6
+WEMG-AM																				
FA '99	12	39	.1	.6	34	64	.2	1.8	42	55	.2	1.2	13	34	.1	.5	12	39	.1	.8
4-Book	10	21		.5	10	20	.1	.5	21	43	.1	.6	11	22	.1	.4	5	16		.3
+WEMG-FM																				
FA '99	6	68		.3	7	29		.4	17	59	.1	.5	22	51	.1	.9	20	75	.1	1.4
4-Book	**	**	**	**	**	**	**	**	**	**	**	**	**	**	**	**	**	**	**	**
WHAT-AM																				
FA '99	18	50	.1	.9	32	81	.1	1.7	15	59	.1	.4	15	46	.1	.6	6	28		.4
4-Book	15	37	.1	.8	23	60	.1	1.3	17	60	.1	.5	12	30	.1	.5	4	18		.2
WIOQ-FM																				
FA '99	176	765	.8	8.7	106	417	.5	5.6	243	1011	1.1	6.8	179	686	.8	7.6	99	402	.4	6.8
4-Book	153	628	.7	7.8	67	306	.3	3.7	175	786	.8	5.3	151	623	.7	6.3	95	418	.4	6.4
WIP -AM																				
FA '99	30	115	.1	1.5	42	151	.2	2.2	102	334	.5	2.9	59	247	.3	2.5	64	219	.3	4.4
4-Book	28	135	.1	1.4	43	156	.2	2.4	66	262	.3	2.0	61	223	.3	2.6	44	192	.2	3.0
WJJZ-FM																				
FA '99	94	325	.4	4.6	56	191	.2	3.0	105	319	.5	3.0	93	281	.4	3.9	68	181	.3	4.7
4-Book	110	362	.5	5.6	72	221	.3	4.0	121	358	.6	3.8	93	274	.4	4.0	61	197	.3	4.1
+WLCE-FM																				
WYXR-FM																				
FA '99	75	380	.3	3.7	53	303	.2	2.8	139	513	.6	3.9	41	198	.2	1.7	27	126	.1	1.9
4-Book	82	326	.4	4.2	47	222	.2	2.6	127	525	.6	3.9	78	320	.4	3.3	52	207	.2	3.5
WMGK-FM																				
FA '99	65	294	.3	3.2	54	228	.2	2.9	140	565	.6	3.9	129	458	.6	5.5	47	203	.2	3.2
4-Book	66	324	.3	3.3	49	228	.2	2.8	165	656	.7	5.1	127	440	.6	5.4	46	202	.2	3.1
WMMR-FM																				
FA '99	41	303	.2	2.0	31	223	.1	1.6	83	385	.4	2.3	87	429	.4	3.7	35	253	.2	2.4
4-Book	62	346	.3	3.1	47	231	.2	2.6	122	532	.6	3.8	107	437	.5	4.5	42	238	.2	2.8
WNAP-AM																				
FA '99					* 37	39	.2	2.0	7	36		.2	* 16	25	.1	.7				
4-Book	**	**	**	**	17	27	.1	.9	8	34		.3	7	14		.3	**	**	**	**
WUGL-FM																				
FA '99	74	252	.3	3.6	58	180	.3	3.1	88	336	.4	2.5	92	253	.4	3.9	89	192	.4	6.1
4-Book	78	311	.3	4.0	87	262	.4	4.9	102	395	.5	3.2	102	310	.5	4.3	70	206	.3	4.7
WPEN-AM																				
FA '99	10	38		.5	5	17		.3	44	106	.2	1.2	13	29	.1	.5	9	29		.6
4-Book	8	32		.4	5	21		.3	26	67	.1	.8	9	28	.1	.4	6	24		.4

** Station(s) not reported this survey.

* Listener estimates adjusted for reported broadcast schedule.

+ Station(s) changed call letters - see Page 13.

4-Book: Avg. of current and previous 3 surveys.
2-Book: Avg. of most recent 2 surveys.

Target Listener Estimates



Target Listener Estimates - Persons 18-49

Persons 18-49																				
Saturday 7PM-MID				Sunday 6AM-10AM				Sunday 10AM-3PM				Sunday 3PM-7PM				Sunday 7PM-MID				
AQH (00)	Cume (00)	AQH Rtg	AQH Shr	AQH (00)	Cume (00)	AQH Rtg	AQH Shr	AQH (00)	Cume (00)	AQH Rtg	AQH Shr	AQH (00)	Cume (00)	AQH Rtg	AQH Shr	AQH (00)	Cume (00)	AQH Rtg	AQH Shr	
WPHI-FM																				
FA '99	140	451	.6	6.9	71	267	.3	3.8	128	463	.6	3.6	75	247	.3	3.2	56	199	.2	3.9
4-Book	125	446	.6	6.3	58	187	.3	3.2	122	409	.6	3.8	92	316	.4	3.9	64	218	.3	4.4
WPHT-AM																				
FA '99		8			13	40	.1	.7	6	17		.2	1	9						
4-Book	6	28		.3	22	72	.1	1.2	19	79	.1	.6	16	64	.1	.7	15	45	.1	1.0
WPLY-FM																				
FA '99	112	472	.5	5.5	49	257	.2	2.6	119	551	.5	3.4	88	425	.4	3.7	67	279	.3	4.6
4-Book	85	407	.4	4.3	52	242	.2	2.9	134	645	.6	4.2	104	503	.5	4.4	64	316	.3	4.3
WSSJ-AM																				
FA '99	32	59	.1	1.6	16	30	.1	.8	32	66	.1	.9	5	9		.2	13	32	.1	.9
4-Book	14	25	.1	.7	10	24	.1	.5	24	41	.1	.7	18	34	.1	.8	8	20		.5
WUSL-FM																				
FA '99	216	587	1.0	10.6	191	570	.8	10.1	260	828	1.2	7.3	158	502	.7	6.7	105	363	.5	7.2
4-Book	214	636	1.0	10.9	169	503	.8	9.3	220	746	1.0	6.8	150	466	.7	6.3	108	352	.5	7.3
WWDB-FM																				
FA '99	6	29		.3	73	247	.3	3.9	204	372	.9	5.7	16	47	.1	.7	8	17		.6
4-Book	23	81	.1	1.2	56	225	.3	3.1	186	391	.8	5.7	18	63	.1	.8	14	56	.1	.9
WXTU-FM																				
FA '99	18	119	.1	.9	54	193	.2	2.9	118	340	.5	3.3	55	217	.2	2.3	14	58	.1	1.0
4-Book	40	177	.2	2.1	66	226	.3	3.7	113	365	.5	3.5	74	250	.3	3.1	25	110	.1	1.7
WYSP-FM																				
FA '99	86	353	.4	4.2	73	226	.3	3.9	448	1454	2.0	12.6	386	1304	1.7	16.3	54	222	.2	3.7
4-Book	92	369	.4	4.7	54	183	.2	3.0	247	856	1.1	7.4	197	693	.9	8.3	59	243	.3	4.0
WJBR-FM																				
FA '99	19	46	.1	.9	10	27		.5	15	36	.1	.4	10	26		.4	4	18		.3
4-Book	13	49	.1	.6	6	30		.3	14	47	.1	.4	10	38		.4	8	29		.5
WKXV-FM																				
FA '99	8	55		.4	7	18		.4	23	54	.1	.6	14	47	.1	.6	1	9		.1
4-Book	10	56		.5	10	38		.5	22	76	.1	.7	14	47	.1	.6	5	19		.4
WLEV-FM																				
FA '99	3	18		.1	3	18		.2	2	18		.1	2	9		.1	4	17		.3
4-Book	**	**	**	**	**	**	**	**	**	**	**	**	**	**	**	**	**	**	**	**
WNJO-FM																				
FA '99	9	74		.4	11	31		.6	19	85	.1	.5	16	53	.1	.7	2	13		.1
4-Book	8	49		.4	14	55	.1	.8	25	89	.1	.8	25	92	.1	1.1	4	30		.3
WPST-FM																				
FA '99	55	230	.2	2.7	49	210	.2	2.6	78	388	.3	2.2	60	244	.3	2.5	24	115	.1	1.7
4-Book	41	198	.2	2.1	26	133	.1	1.4	58	328	.3	1.8	55	262	.3	2.3	22	124	.1	1.5
WSTV-FM																				
FA '99	6	41		.3	7	37		.4	13	92	.1	.4	14	66	.1	.6	10	39		.7
4-Book	**	**	**	**	**	**	**	**	**	**	**	**	**	**	**	**	**	**	**	**
TOTALS																				
FA '99	2032	5980	9.0		1884	5775	8.4		3548	9332	15.7		2366	6392	10.5		1452	4309	6.4	
4-Book	1968	6067	8.7		1812	5571	8.0		3250	8996	14.3		2373	6454	10.5		1482	4483	6.5	

** Station(s) not reported this survey.

* Listener estimates adjusted for reported broadcast schedule.

+ Station(s) changed call letters - see Page 13.

4-Book: Avg. of current and previous 3 surveys.
2-Book: Avg. of most recent 2 surveys.

Target Listener Trends

Persons 25-49

	Monday-Sunday 6AM-MID				Monday-Friday 6AM-10AM				Monday-Friday 10AM-3PM				Monday-Friday 3PM-7PM				Monday-Friday 7PM-MID			
	AQH (00)	Cume (00)	AQH Rtg	AQH Shr	AQH (00)	Cume (00)	AQH Rtg	AQH Shr	AQH (00)	Cume (00)	AQH Rtg	AQH Shr	AQH (00)	Cume (00)	AQH Rtg	AQH Shr	AQH (00)	Cume (00)	AQH Rtg	AQH Shr
KYW -AM																				
FA '99	146	4391	.8	4.6	392	3054	2.1	7.7	109	1329	.6	2.4	181	2124	1.0	4.6	57	900	.3	4.4
SU '99	168	5103	.9	5.1	416	3450	2.2	8.4	149	1833	.8	3.1	229	2558	1.2	5.8	55	933	.3	3.8
SP '99	127	4474	.7	3.8	360	3250	1.9	6.9	92	1281	.5	1.8	158	2187	.9	3.8	39	758	.2	2.8
WI '99	158	5055	.9	4.6	452	3563	2.4	8.4	110	1609	.6	2.2	181	2434	1.0	4.4	56	987	.3	4.1
4-Book	150	4756	.8	4.5	405	3329	2.2	7.9	115	1513	.6	2.4	187	2326	1.0	4.7	52	895	.3	3.8
FA '98	129	4494	.7	3.8	357	3072	1.9	6.9	87	1415	.5	1.7	162	2161	.9	3.9	46	967	.2	3.1
WBEB-FM																				
FA '99	223	3106	1.2	7.0	301	1682	1.6	5.9	441	1650	2.4	9.5	266	1760	1.5	6.7	93	1033	.5	7.2
SU '99	212	3251	1.1	6.5	282	1623	1.5	5.7	400	1849	2.2	8.4	256	1790	1.4	6.5	84	1061	.5	5.9
SP '99	244	3389	1.3	7.3	319	1967	1.7	6.1	500	1712	2.7	10.0	288	1825	1.6	7.0	90	1025	.5	6.5
WI '99	245	3377	1.3	7.2	341	1814	1.8	6.3	434	1796	2.3	8.5	279	1949	1.5	6.8	99	1020	.5	7.3
4-Book	231	3281	1.2	7.0	311	1772	1.7	6.0	444	1752	2.4	9.1	272	1831	1.5	6.8	92	1035	.5	6.7
FA '98	236	3324	1.3	6.9	318	1959	1.7	6.1	442	1680	2.4	8.9	278	1926	1.5	6.6	88	989	.5	5.9
WDAS-AM																				
FA '99	25	542	.1	.8	37	240	.2	.7	14	119	.1	.3	23	151	.1	.6	11	84	.1	.8
SU '99	27	423	.1	.8	47	200	.3	1.0	32	134	.2	.7	25	165	.1	.6	11	116	.1	.8
SP '99	22	350	.1	.7	36	169	.2	.7	23	108	.1	.5	17	107	.1	.4	7	56	.5	.5
WI '99	35	443	.2	1.0	53	221	.3	1.0	39	173	.2	.8	32	160	.2	.8	12	105	.1	.9
4-Book	27	440	.1	.8	43	208	.3	.9	27	134	.2	.6	24	146	.1	.6	10	90	.1	.8
FA '98	23	372	.1	.7	38	182	.2	.7	16	108	.1	.3	22	132	.1	.5	5	49		.3
WDAS-FM																				
FA '99	229	2518	1.3	7.1	320	1570	1.8	6.3	258	1159	1.4	5.6	262	1398	1.4	6.6	156	1050	.9	12.0
SU '99	260	2613	1.4	7.9	370	1631	2.0	7.5	314	1336	1.7	6.6	282	1366	1.5	7.1	179	1165	1.0	12.5
SP '99	258	2628	1.4	7.7	369	1768	2.0	7.1	306	1382	1.7	6.1	306	1648	1.7	7.4	196	1114	1.1	14.1
WI '99	305	2579	1.6	9.0	401	1592	2.2	7.4	386	1441	2.1	7.5	342	1655	1.8	8.3	246	1209	1.3	18.2
4-Book	263	2585	1.4	7.9	365	1640	2.0	7.1	316	1330	1.7	6.5	298	1517	1.6	7.4	194	1135	1.1	14.2
FA '98	283	2645	1.5	8.3	395	1751	2.1	7.6	335	1398	1.8	6.7	321	1586	1.7	7.7	208	1333	1.1	14.0
+WEJM-FM																				
FA '99	167	2908	.9	5.2	204	1551	1.1	4.0	261	1492	1.4	5.6	245	1742	1.3	6.2	72	799	.4	5.5
SU '99	189	3174	1.0	5.8	178	1503	1.0	3.6	289	1589	1.6	6.1	251	1917	1.4	6.4	117	910	.6	8.2
SP '99	106	2275	.6	3.2	144	1114	.8	2.8	175	959	.9	3.5	140	1344	.8	3.4	40	618	.2	2.9
WI '99	100	2528	.5	2.9	148	1270	.8	2.7	144	1094	.8	2.8	137	1560	.7	3.3	38	685	.2	2.8
4-Book	141	2721	.8	4.3	169	1360	.9	3.3	217	1284	1.2	4.5	193	1641	1.1	4.8	67	753	.4	4.9
FA '98	79	2088	.4	2.3	88	1036	.5	1.7	116	913	.6	2.3	126	1321	.7	3.0	36	667	.2	2.4
+WEMG-AM																				
FA '99	23	165	.1	.7	36	133	.2	.7	32	94	.2	.7	14	103	.1	.4	12	73	.1	.9
SU '99	12	166	.1	.4	16	81	.1	.3	13	45	.1	.3	13	57	.1	.3	8	31	.1	.6
SP '99	19	218	.1	.6	26	153	.1	.5	28	119	.2	.6	25	160	.1	.6	10	79	.1	.7
WI '99	15	128	.1	.4	17	66	.1	.3	23	68	.1	.4	22	93	.1	.5	8	55	.6	.6
4-Book	17	169	.1	.5	24	108	.1	.5	24	82	.2	.5	19	103	.1	.5	10	60	.1	.7
FA '98	17	174	.1	.5	18	122	.1	.3	25	83	.1	.5	16	114	.1	.4	9	47		.6
+WEMG-FM																				
FA '99	20	258	.1	.6	33	161	.2	.6	27	136	.1	.6	23	171	.1	.6	9	128		.7
SU '99	26	388	.1	.8	32	210	.2	.6	27	182	.1	.6	41	249	.2	1.0	13	102	.1	.9
SP '99	**	**	**	**	**	**	**	**	**	**	**	**	**	**	**	**	**	**	**	**
WI '99	4	102	.1	.1	7	32	.1	.1	6	49	.1	.1	8	79	.1	.2	1	24		.1
4-Book	**	**	**	**	**	**	**	**	**	**	**	**	**	**	**	**	**	**	**	**
FA '98	3	88	.1	.1	18	18			6	26	.1	.1	3	35	.1	.1	2	44		.1
WHAT-AM																				
FA '99	19	269	.1	.6	18	91	.1	.4	30	110	.2	.6	23	104	.1	.6	11	56	.1	.8
SU '99	23	293	.1	.7	32	130	.2	.6	39	146	.2	.8	28	100	.2	.7	9	93		.6
SP '99	10	164	.1	.3	16	78	.1	.3	8	73	.1	.2	14	65	.1	.3	3	20		.2
WI '99	16	250	.1	.5	19	115	.1	.4	19	132	.1	.4	18	89	.1	.4	8	48		.6
4-Book	17	244	.1	.5	21	104	.1	.4	24	115	.1	.5	21	90	.1	.5	8	54		.6
FA '98	14	206	.1	.4	25	119	.1	.5	10	60	.1	.2	19	70	.1	.5	7	23		.5

** Station(s) not reported this survey.

* Listener estimates adjusted for reported broadcast schedule.

+ Station(s) changed call letters - see Page 13.

4-Book: Avg. of current and previous 3 surveys.
2-Book: Avg. of most recent 2 surveys.

Target Listener Trends

Persons 25-49

	Persons 25-49																			
	Monday-Sunday 6AM-MID				Monday-Friday 6AM-10AM				Monday-Friday 10AM-3PM				Monday-Friday 3PM-7PM				Monday-Friday 7PM-MID			
	AQH (00)	Cume (00)	AQH Rtg	AQH Shr	AQH (00)	Cume (00)	AQH Rtg	AQH Shr	AQH (00)	Cume (00)	AQH Rtg	AQH Shr	AQH (00)	Cume (00)	AQH Rtg	AQH Shr	AQH (00)	Cume (00)	AQH Rtg	AQH Shr
W100-FM																				
FA '99	159	3374	.9	5.0	196	1706	1.1	3.8	228	1628	1.2	4.9	212	1972	1.2	5.3	76	1185	.4	5.9
SU '99	115	3063	.6	3.5	141	1190	.8	2.9	180	1516	1.0	3.8	136	1477	.7	3.4	51	830	.3	3.6
SP '99	177	3670	1.0	5.3	206	1798	1.1	3.9	285	1740	1.5	5.7	229	2110	1.2	5.6	72	1147	.4	5.2
WI '99	118	2889	.6	3.5	152	1222	.8	2.8	207	1604	1.1	4.0	157	1551	.8	3.8	36	794	.2	2.7
4-Book	142	3249	.8	4.3	174	1479	1.0	3.4	225	1622	1.2	4.6	184	1778	1.0	4.5	59	989	.3	4.4
FA '98	169	3137	.9	4.9	220	1423	1.2	4.2	286	1641	1.5	5.7	223	1782	1.2	5.3	69	878	.4	4.7
WIP -AM																				
FA '99	108	1952	.6	3.4	197	1097	1.1	3.9	150	887	.8	3.2	167	1070	.9	4.2	33	560	.2	2.5
SU '99	98	2010	.5	3.0	177	1136	1.0	3.6	148	916	.8	3.1	155	1141	.8	3.9	29	459	.2	2.0
SP '99	120	2104	.6	3.6	231	1184	1.2	4.4	161	868	.9	3.2	166	1300	.9	4.0	54	601	.3	3.9
WI '99	155	2681	.8	4.6	236	1345	1.3	4.4	209	1193	1.1	4.1	240	1641	1.3	5.8	67	893	.4	5.0
4-Book	120	2187	.6	3.7	210	1191	1.2	4.1	167	966	.9	3.4	182	1288	1.0	4.5	46	628	.3	3.4
FA '98	128	2334	.7	3.7	203	1216	1.1	3.9	179	1025	1.0	3.6	198	1501	1.1	4.7	59	834	.3	4.0
VJZ-FM																				
FA '99	143	2087	.8	4.5	146	853	.8	2.9	228	947	1.2	4.9	187	1179	1.0	4.7	101	885	.6	7.8
SU '99	158	2142	.9	4.8	140	866	.8	2.8	289	1086	1.6	6.1	192	1150	1.0	4.9	103	828	.6	7.2
SP '99	199	2608	1.1	5.9	232	1279	1.3	4.4	337	1348	1.8	6.7	248	1546	1.3	6.0	95	846	.5	6.8
WI '99	171	2510	.9	5.0	164	1094	.9	3.0	292	1122	1.6	5.7	228	1332	1.2	5.5	92	782	.5	6.8
4-Book	168	2337	.9	5.1	171	1023	1.0	3.3	287	1126	1.6	5.9	214	1302	1.1	5.3	98	835	.6	7.2
FA '98	166	2574	.9	4.8	188	1203	1.0	3.6	281	1244	1.5	5.6	219	1434	1.2	5.2	81	881	.4	5.5
+WLCE-FM																				
WYXR-FM																				
FA '99	134	2735	.7	4.2	216	1554	1.2	4.2	238	1216	1.3	5.2	170	1706	.9	4.3	32	590	.2	2.5
SU '99	114	2799	.6	3.5	147	1383	.8	3.0	199	1365	1.1	4.2	144	1463	.8	3.6	32	714	.2	2.2
SP '99	125	2748	.7	3.7	195	1547	1.1	3.7	198	1248	1.1	3.9	162	1597	.9	3.9	33	573	.2	2.4
WI '99	155	3099	.8	4.6	234	1583	1.3	4.3	269	1490	1.5	5.3	192	1729	1.0	4.7	54	761	.3	4.0
4-Book	132	2845	.7	4.0	198	1517	1.1	3.8	226	1330	1.3	4.7	167	1624	.9	4.1	38	660	.2	2.8
FA '98	146	2974	.8	4.3	214	1682	1.2	4.1	211	1434	1.1	4.2	179	1661	1.0	4.3	61	798	.3	4.1
WMGK-FM																				
FA '99	165	3232	.9	5.1	186	1525	1.0	3.6	299	1544	1.6	6.5	234	1977	1.3	5.9	41	813	.2	3.2
SU '99	166	3347	.9	5.1	194	1525	1.0	3.9	282	1748	1.5	5.9	218	1952	1.2	5.5	57	840	.3	4.0
SP '99	202	3492	1.1	6.0	241	1601	1.3	4.6	376	1776	2.0	7.5	260	2055	1.4	6.3	63	1006	.3	4.5
WI '99	188	3443	1.0	5.5	212	1568	1.1	3.9	353	1805	1.9	6.9	248	2183	1.3	6.0	52	885	.3	3.8
4-Book	180	3379	1.0	5.4	208	1555	1.1	4.0	328	1718	1.8	6.7	240	2042	1.3	5.9	53	886	.3	3.9
FA '98	217	3464	1.2	6.3	268	1735	1.4	5.2	406	1787	2.2	8.2	297	2222	1.6	7.1	67	830	.4	4.5
VMMR-FM																				
FA '99	144	2799	.8	4.5	223	1390	1.2	4.4	251	1466	1.4	5.4	209	1564	1.1	5.3	46	683	.3	3.5
SU '99	174	3433	.9	5.3	237	1637	1.3	4.8	303	1638	1.6	6.4	209	1951	1.1	5.3	60	1076	.3	4.2
SP '99	180	3192	1.0	5.4	271	1671	1.5	5.2	336	1537	1.8	6.7	217	1831	1.2	5.3	43	623	.2	3.1
WI '99	163	2936	.9	4.8	244	1466	1.3	4.5	275	1490	1.5	5.4	203	1603	1.1	4.9	53	689	.3	3.9
4-Book	165	3090	.9	5.0	244	1541	1.3	4.7	291	1533	1.6	6.0	210	1737	1.1	5.2	51	768	.3	3.7
FA '98	185	3206	1.0	5.4	241	1475	1.3	4.6	356	1577	1.9	7.2	249	2048	1.3	5.9	47	766	.3	3.2
WNAP-AM																				
FA '99	* 13	110	.1	.4	* 17	61	.1	.3	12	53	.1	.3	* 17	60	.1	.4	**	**	**	**
SU '99	7	118	.2	.2	6	42	.1	.1	7	45	.1	.1	8	48	.2	.2	**	**	**	**
SP '99	2	58	.1	.1		15			3	15			1	7			**	**	**	**
WI '99	10	153	.1	.3	11	51	.1	.2	13	98	.1	.3	8	56	.2	.2	**	**	**	**
4-Book	8	110	.1	.3	9	42	.1	.2	9	53	.1	.2	9	43	.2	.2	**	**	**	**
FA '98	**	**	**	**	**	**	**	**	**	**	**	**	**	**	**	**	**	**	**	**
VOGL-FM																				
FA '99	113	2396	.6	3.5	150	1223	.8	2.9	177	983	1.0	3.8	134	1321	.7	3.4	51	540	.3	3.9
SU '99	102	2353	.6	3.1	133	1064	.7	2.7	151	1074	.8	3.2	115	1108	.6	2.9	38	648	.2	2.7
SP '99	135	2820	.7	4.0	172	1264	.9	3.3	212	1277	1.1	4.2	160	1453	.9	3.9	49	661	.3	3.5
WI '99	141	2746	.8	4.1	175	1263	.9	3.2	212	1153	1.1	4.1	184	1505	1.0	4.5	61	674	.3	4.5
4-Book	123	2579	.7	3.7	158	1204	.8	3.0	188	1122	1.0	3.8	148	1347	.8	3.7	50	631	.3	3.7
FA '98	185	3170	1.0	5.4	229	1431	1.2	4.4	293	1436	1.6	5.9	187	1553	1.0	4.5	79	893	.4	5.3

** Station(s) not reported
this survey.

* Listener estimates adjusted for
reported broadcast schedule.

+ Station(s) changed call
letters - see Page 13.

4-Book: Avg. of current and previous 3 surveys.
2-Book: Avg. of most recent 2 surveys.

Target Listener Trends

Persons 25-49

	Monday-Sunday 6AM-MID				Monday-Friday 6AM-10AM				Monday-Friday 10AM-3PM				Monday-Friday 3PM-7PM				Monday-Friday 7PM-MID			
	AQH (00)	Cume (00)	AQH Rtg	AQH Shr	AQH (00)	Cume (00)	AQH Rtg	AQH Shr	AQH (00)	Cume (00)	AQH Rtg	AQH Shr	AQH (00)	Cume (00)	AQH Rtg	AQH Shr	AQH (00)	Cume (00)	AQH Rtg	AQH Shr
WPEN-AM																				
FA '99	26	289	.1	.8	32	108	.2	.6	38	121	.2	.8	35	142	.2	.9	8	77		.6
SU '99	16	231	.1	.5	23	100	.1	.5	18	77	.1	.4	24	118	.1	.6	8	40		.6
SP '99	15	321	.1	.4	17	122	.1	.3	22	154	.1	.4	21	120	.1	.5	5	64		.4
WI '99	20	360	.1	.6	38	205	.2	.7	33	168	.2	.6	18	139	.1	.4	3	46		.2
4-Book	19	300	.1	.6	28	134	.2	.5	28	130	.2	.6	25	130	.1	.6	6	57		.5
FA '98	12	219	.1	.4	20	82	.1	.4	18	118	.1	.4	7	74		.2	4	24		.3
WPHI-FM																				
FA '99	58	1353	.3	1.8	74	655	.4	1.4	72	562	.4	1.6	72	681	.4	1.8	31	457	.2	2.4
SU '99	63	1368	.3	1.9	68	544	.4	1.4	96	640	.5	2.0	70	739	.4	1.8	30	412	.2	2.1
SP '99	67	1587	.4	2.0	62	643	.3	1.2	71	718	.4	1.4	103	924	.6	2.5	56	486	.3	4.0
WI '99	65	1264	.4	1.9	73	568	.4	1.4	79	616	.4	1.5	86	703	.5	2.1	53	516	.3	3.9
4-Book	63	1393	.4	1.9	69	603	.4	1.4	80	634	.4	1.6	83	762	.5	2.1	43	468	.3	3.1
FA '98	73	1433	.4	2.1	83	560	.4	1.6	90	608	.5	1.8	97	818	.5	2.3	48	559	.3	3.2
WPHT-AM																				
FA '99	11	408	.1	.3	16	154	.1	.3	17	101	.1	.4	20	194	.1	.5	5	74		.4
SU '99	43	950	.2	1.3	71	277	.4	1.4	32	218	.2	.7	64	373	.3	1.6	33	389	.2	2.3
SP '99	13	550	.1	.4	16	107	.1	.3	3	79		.1	22	206	.1	.5	16	216	.1	1.2
WI '99	28	645	.2	.8	49	226	.3	.9	39	252	.2	.8	41	245	.2	1.0	11	100	.1	.8
4-Book	24	638	.2	.7	38	191	.2	.7	23	163	.1	.5	37	255	.2	.9	16	195	.1	1.2
FA '98	23	484	.1	.7	37	188	.2	.7	32	171	.2	.6	30	165	.2	.7	10	92	.1	.7
WPLY-FM																				
FA '99	120	2689	.7	3.7	166	1312	.9	3.2	198	1280	1.1	4.3	186	1661	1.0	4.7	34	792	.2	2.6
SU '99	111	2712	.6	3.4	164	1191	.9	3.3	142	1386	.8	3.0	159	1702	.9	4.0	43	779	.2	3.0
SP '99	111	2653	.6	3.3	151	1149	.8	2.9	178	1211	1.0	3.5	150	1696	.8	3.6	40	660	.2	2.9
WI '99	89	2183	.5	2.6	117	961	.6	2.2	134	922	.7	2.6	130	1371	.7	3.2	29	584	.2	2.1
4-Book	108	2559	.6	3.3	150	1153	.8	2.9	163	1200	.9	3.4	156	1608	.9	3.9	37	704	.2	2.7
FA '98	71	2119	.4	2.1	79	952	.4	1.5	97	849	.5	1.9	114	1375	.6	2.7	27	599	.1	1.8
WSSJ-AM																				
FA '99	21	135	.1	.7	24	75	.1	.5	30	73	.2	.6	25	53	.1	.6	6	63		.5
SU '99	15	171	.1	.5	28	124	.2	.6	10	74	.1	.2	16	88	.1	.4	16	103	.1	1.1
SP '99	20	120	.1	.6	15	58	.1	.3	22	90	.1	.4	24	86	.1	.6	13	61	.1	.9
WI '99	11	115	.1	.3	13	69	.1	.2	8	38		.2	9	57		.2	4	37		.3
4-Book	17	135	.1	.5	20	82	.1	.4	18	69	.1	.4	19	71	.1	.5	10	66	.1	.7
FA '98	**	**	**	**	**	**	**	**	**	**	**	**	**	**	**	**	**	**	**	**
WUSL-FM																				
FA '99	136	2165	.7	4.2	210	1100	1.1	4.1	144	1056	.8	3.1	149	1202	.8	3.7	100	837	.5	7.7
SU '99	132	2242	.7	4.0	182	1143	1.0	3.7	152	984	.8	3.2	160	1192	.9	4.1	72	723	.4	5.0
SP '99	126	2142	.7	3.7	163	1047	.9	3.1	140	1026	.8	2.8	158	1198	.9	3.8	89	806	.5	6.4
WI '99	158	2199	.9	4.6	226	1114	1.2	4.2	200	1208	1.1	3.9	171	1111	.9	4.2	102	761	.6	7.5
4-Book	138	2187	.8	4.1	195	1101	1.1	3.8	159	1069	.9	3.3	160	1176	.9	4.0	91	782	.5	6.7
FA '98	162	2273	.9	4.7	207	1135	1.1	4.0	203	1011	1.1	4.1	199	1177	1.1	4.8	110	803	.6	7.4
WWDB-FM																				
FA '99	72	1430	.4	2.2	67	525	.4	1.3	136	737	.7	2.9	85	646	.5	2.1	30	318	.2	2.3
SU '99	77	1558	.4	2.3	73	534	.4	1.5	147	818	.8	3.1	91	500	.5	2.3	41	355	.2	2.9
SP '99	68	1256	.4	2.0	85	504	.5	1.6	117	576	.6	2.3	59	520	.3	1.4	40	339	.2	2.9
WI '99	90	1522	.5	2.6	93	618	.5	1.7	215	897	1.2	4.2	85	543	.5	2.1	28	295	.2	2.1
4-Book	77	1442	.4	2.3	80	545	.5	1.5	154	757	.8	3.1	80	552	.5	2.0	35	327	.2	2.6
FA '98	85	1571	.5	2.5	114	645	.6	2.2	156	719	.8	3.1	75	615	.4	1.8	40	396	.2	2.7
WXTU-FM																				
FA '99	99	1421	.5	3.1	149	883	.8	2.9	147	688	.8	3.2	145	940	.8	3.6	30	384	.2	2.3
SU '99	87	1433	.5	2.7	118	793	.6	2.4	119	830	.6	2.5	122	989	.7	3.1	35	511	.2	2.4
SP '99	123	1750	.7	3.7	186	1107	1.0	3.6	178	813	1.0	3.5	170	1150	.9	4.1	40	532	.2	2.9
WI '99	118	1485	.6	3.5	171	876	.9	3.2	191	751	1.0	3.7	148	926	.8	3.6	29	469	.2	2.1
4-Book	107	1522	.6	3.3	156	915	.8	3.0	159	771	.9	3.2	146	1001	.8	3.6	34	474	.2	2.4
FA '98	139	1899	.8	4.1	211	1176	1.1	4.1	170	952	.9	3.4	190	1294	1.0	4.5	55	698	.3	3.7

** Station(s) not reported this survey.

* Listener estimates adjusted for reported broadcast schedule.

+ Station(s) changed call letters - see Page 13.

4-Book: Avg. of current and previous 3 surveys.
2-Book: Avg. of most recent 2 surveys.

Target Listener Trends

Persons 25-49

Target Listener Trends - Persons 25-49

	Monday-Sunday 6AM-MID				Monday-Friday 6AM-10AM				Monday-Friday 10AM-3PM				Monday-Friday 3PM-7PM				Monday-Friday 7PM-MID			
	AQH (00)	Cume (00)	AQH Rtg	AQH Shr	AQH (00)	Cume (00)	AQH Rtg	AQH Shr	AQH (00)	Cume (00)	AQH Rtg	AQH Shr	AQH (00)	Cume (00)	AQH Rtg	AQH Shr	AQH (00)	Cume (00)	AQH Rtg	AQH Shr
WYSP-FM																				
FA '99	296	4623	1.6	9.2	930	3093	5.1	18.2	319	1910	1.7	6.9	181	1486	1.0	4.6	57	816	.3	4.4
SU '99	282	4443	1.5	8.6	909	3047	4.9	18.4	351	2077	1.9	7.4	175	1579	.9	4.4	48	860	.3	3.4
SP '99	268	4101	1.4	8.0	823	2965	4.5	15.7	334	1916	1.8	6.7	212	1743	1.1	5.1	48	727	.3	3.5
WI '99	276	4195	1.5	8.1	962	3149	5.2	17.8	346	2099	1.9	6.8	186	1560	1.0	4.5	29	528	.2	2.1
4-Book	281	4341	1.5	8.5	906	3064	4.9	17.5	338	2001	1.8	7.0	189	1592	1.0	4.7	46	733	.3	3.4
FA '98	262	4530	1.4	7.6	825	2975	4.5	15.9	317	1883	1.7	6.4	162	1369	.9	3.9	42	597	.2	2.8
WJBR-FM																				
FA '99	20	445	.1	.6	25	177	.1	.5	29	159	.2	.6	37	204	.2	.9	13	149	.1	1.0
SU '99	20	410	.1	.6	27	170	.1	.5	34	157	.2	.7	18	171	.1	.5	15	162	.1	1.0
SP '99	14	402	.1	.4	19	154	.1	.4	25	202	.1	.5	16	165	.1	.4	10	146	.1	.7
WI '99	21	513	.1	.6	37	222	.2	.7	36	188	.2	.7	22	251	.1	.5	9	122	.1	.9
4-Book	19	443	.1	.6	27	181	.1	.5	31	177	.2	.6	23	198	.1	.6	12	145	.1	.9
FA '98	24	479	.1	.7	29	200	.2	.6	42	207	.2	.8	33	289	.2	.8	7	142	.1	.5
WKXW-FM																				
FA '99	39	801	.2	1.2	43	368	.2	.8	90	383	.5	1.9	57	424	.3	1.4	9	151	.1	.7
SU '99	42	993	.2	1.3	49	409	.3	1.0	66	437	.4	1.4	64	553	.3	1.6	22	334	.1	1.5
SP '99	43	812	.2	1.3	67	415	.4	1.3	79	386	.4	1.6	69	464	.4	1.7	13	163	.1	.9
WI '99	34	795	.2	1.0	55	385	.3	1.0	59	345	.3	1.2	59	513	.3	1.4	8	201	.1	.6
4-Book	40	850	.2	1.2	54	394	.3	1.0	74	388	.4	1.5	62	489	.3	1.5	13	212	.1	.9
FA '98	51	883	.3	1.5	57	360	.3	1.1	93	431	.5	1.9	83	525	.4	2.0	27	290	.1	1.8
WLEV-FM																				
FA '99	15	206	.1	.5	29	136	.2	.6	33	96	.2	.7	15	89	.1	.4	4	61	.1	.3
SU '99	**	**	**	**	**	**	**	**	**	**	**	**	**	**	**	**	**	**	**	**
SP '99	25	291	.1	.7	32	119	.2	.6	44	110	.2	.9	34	187	.2	.8	7	108	.1	.5
WI '99	**	**	**	**	**	**	**	**	**	**	**	**	**	**	**	**	**	**	**	**
4-Book	**	**	**	**	**	**	**	**	**	**	**	**	**	**	**	**	**	**	**	**
FA '98	**	**	**	**	**	**	**	**	**	**	**	**	**	**	**	**	**	**	**	**
WNJO-FM																				
FA '99	17	527	.1	.5	20	220	.1	.4	27	161	.1	.6	20	227	.1	.5	4	131	.1	.3
SU '99	37	737	.2	1.1	55	437	.3	1.1	68	390	.4	1.4	33	401	.2	.8	10	159	.1	.7
SP '99	34	592	.2	1.0	41	260	.2	.8	66	293	.4	1.3	54	331	.3	1.3	6	128	.1	.4
WI '99	26	514	.1	.8	27	225	.1	.5	46	242	.2	.9	34	268	.2	.8	7	143	.1	.5
4-Book	29	593	.2	.9	36	286	.2	.7	52	272	.3	1.1	35	307	.2	.9	7	140	.1	.5
FA '98	23	538	.1	.7	20	251	.1	.4	37	222	.2	.7	37	280	.2	.9	10	151	.1	.7
WPST-FM																				
FA '99	49	1731	.3	1.5	72	808	.4	1.4	57	758	.3	1.2	69	1003	.4	1.7	21	446	.1	1.6
SU '99	50	1649	.3	1.5	52	696	.3	1.1	89	719	.5	1.9	79	838	.4	2.0	15	431	.1	1.0
SP '99	57	1680	.3	1.7	83	761	.4	1.6	83	625	.4	1.7	79	951	.4	1.9	19	422	.1	1.4
WI '99	39	1569	.2	1.1	54	621	.3	1.0	65	629	.4	1.3	52	880	.3	1.3	10	360	.1	.7
4-Book	49	1657	.3	1.5	65	722	.4	1.3	74	683	.4	1.5	70	918	.4	1.7	16	415	.1	1.2
FA '98	41	1504	.2	1.2	59	636	.3	1.1	49	585	.3	1.0	56	822	.3	1.3	10	284	.1	.7
WSTW-FM																				
FA '99	18	636	.1	.6	29	247	.2	.6	31	176	.2	.7	25	366	.1	.6	4	168	.1	.3
SU '99	24	730	.1	.7	38	339	.2	.8	35	275	.2	.7	27	323	.1	.7	14	196	.1	1.0
SP '99	**	**	**	**	**	**	**	**	**	**	**	**	**	**	**	**	**	**	**	**
WI '99	**	**	**	**	**	**	**	**	**	**	**	**	**	**	**	**	**	**	**	**
4-Book	**	**	**	**	**	**	**	**	**	**	**	**	**	**	**	**	**	**	**	**
FA '98	**	**	**	**	**	**	**	**	**	**	**	**	**	**	**	**	**	**	**	**
TOTALS																				
FA '99	3208	17772	17.6		5110	16222	28.0		4620	13376	25.3		3977	15292	21.8		1299	9916	7.1	
SU '99	3278	17992	17.7		4940	15877	26.7		4755	13956	25.7		3946	15336	21.3		1431	10384	7.7	
SP '99	3361	18026	18.2		5234	16393	28.3		5020	13934	27.2		4123	15827	22.3		1389	9984	7.5	
WI '99	3401	18001	18.4		5401	16360	29.2		5113	14055	27.7		4113	15675	22.2		1352	10075	7.3	
4-Book	3312	17948	18.0		5171	16213	28.1		4877	13830	26.5		4040	15533	21.9		1368	10090	7.4	
FA '98	3426	17979	18.5		5194	16195	28.1		4976	13831	26.9		4189	15750	22.7		1481	10342	8.0	

** Station(s) not reported this survey.

* Listener estimates adjusted for reported broadcast schedule.

+ Station(s) changed call letters - see Page 13.

4-Book: Avg. of current and previous 3 surveys.
2-Book: Avg. of most recent 2 surveys.

Target Listener Estimates

Persons 25-49																				
Monday-Friday 6AM-7PM				Weekend 6AM-MID				Saturday 6AM-10AM				Saturday 10AM-3PM				Saturday 3PM-7PM				
AQH (00)	Cume (00)	AQH Rtg	AQH Shr	AQH (00)	Cume (00)	AQH Rtg	AQH Shr	AQH (00)	Cume (00)	AQH Rtg	AQH Shr	AQH (00)	Cume (00)	AQH Rtg	AQH Shr	AQH (00)	Cume (00)	AQH Rtg	AQH Shr	
KYW -AM																				
FA '99	218	3978	1.2	4.8	77	2009	.4	3.7	186	977	1.0	8.9	79	444	.4	2.4	67	373	.4	2.9
4-Book	227	4364	1.3	4.8	80	2084	.5	3.7	185	934	1.0	8.8	90	545	.5	2.6	58	345	.3	2.3
WBEB-FM																				
FA '99	344	2682	1.9	7.5	95	1455	.5	4.6	111	417	.6	5.3	170	529	.9	5.1	104	428	.6	4.5
4-Book	350	2774	1.9	7.4	113	1532	.6	5.3	115	411	.6	5.5	196	604	1.1	5.6	131	477	.7	5.2
WDAS-AM																				
FA '99	24	311	.1	.5	38	420	.2	1.8	20	66	.1	1.0	9	38	.3		14	40	.1	.6
4-Book	31	280	.2	.6	33	326	.2	1.6	22	59	.1	1.1	19	48	.1	.6	15	32	.1	.6
WDAS-FM																				
FA '99	279	2155	1.5	6.1	192	1669	1.1	9.3	162	420	.9	7.7	273	702	1.5	8.2	190	495	1.0	8.2
4-Book	326	2232	1.8	6.9	198	1647	1.1	9.3	171	446	.9	8.1	257	680	1.4	7.3	205	510	1.1	8.1
+WEJM-FM																				
FA '99	239	2464	1.3	5.2	105	1552	.6	5.1	121	429	.7	5.8	204	694	1.1	6.1	146	588	.8	6.3
4-Book	195	2302	1.1	4.2	95	1459	.6	4.4	82	320	.5	3.9	177	658	1.0	5.0	125	487	.7	4.9
+WEMG-AM																				
FA '99	28	165	.2	.6	21	95	.1	1.0	31	57	.2	1.5	28	43	.2	.8	12	41	.1	.5
4-Book	22	150	.1	.5	14	99	.1	.7	17	35	.1	.8	24	60	.2	.7	18	38	.1	.7
+WEMG-FM																				
FA '99	28	239	.2	.6	13	129	.1	.6	6	35	.3		28	78	.2	.8	19	38	.1	.8
4-Book	**	**	**	**	**	**	**	**	**	**	**	**	**	**	**	**	**	**	**	**
WHAT-AM																				
FA '99	24	188	.1	.5	14	170	.1	.7	7	16	.3		14	47	.1	.4	6	37	.3	
4-Book	22	184	.1	.5	14	165	.1	.7	13	32	.1	.6	20	42	.1	.6	10	30	.4	
WIOQ-FM																				
FA '99	213	2861	1.2	4.7	120	1922	.7	5.8	75	337	.4	3.6	223	863	1.2	6.7	194	697	1.1	8.4
4-Book	197	2733	1.1	4.2	103	1733	.6	4.9	67	318	.4	3.2	213	780	1.2	6.0	139	561	.8	5.6
WIP -AM																				
FA '99	169	1663	.9	3.7	50	866	.3	2.4	67	235	.4	3.2	57	226	.3	1.7	17	101	.1	.7
4-Book	185	1882	1.0	3.9	55	939	.3	2.6	87	279	.5	4.2	85	328	.5	2.4	52	218	.3	2.1
WJJZ-FM																				
FA '99	190	1614	1.0	4.2	87	1072	.5	4.2	68	216	.4	3.2	142	451	.8	4.3	106	323	.6	4.6
4-Book	228	1812	1.3	4.9	106	1236	.6	5.0	92	271	.5	4.4	173	472	1.0	4.9	154	424	.9	6.1
+WLCE-FM																				
WYXR-FM																				
FA '99	210	2386	1.1	4.6	69	1307	.4	3.3	86	399	.5	4.1	130	480	.7	3.9	77	307	.4	3.3
4-Book	199	2439	1.1	4.2	77	1308	.4	3.6	73	308	.4	3.5	141	533	.8	4.0	89	364	.5	3.5
WMGK-FM																				
FA '99	244	2818	1.3	5.3	109	1620	.6	5.3	128	440	.7	6.1	229	771	1.3	6.9	141	505	.8	6.1
4-Book	264	2885	1.4	5.6	118	1749	.6	5.6	106	416	.6	5.0	246	846	1.4	7.0	177	623	1.0	7.0
WMMR-FM																				
FA '99	229	2437	1.3	5.0	58	1177	.3	2.8	79	287	.4	3.8	110	464	.6	3.3	84	315	.5	3.6
4-Book	251	2664	1.4	5.4	90	1489	.5	4.2	110	392	.6	5.3	181	652	1.0	5.1	121	478	.7	4.8
WNAP-AM																				
FA '99	* 14	84	.1	.3	* 11	65	.1	.5	* 7	18	.3		17	56	.1	.5	* 13	29	.1	.6
4-Book	8	80	.1	.2	7	63	.3		2	5	.1		10	31	.1	.3	7	12	.1	.3
WVGL-FM																				
FA '99	156	1983	.9	3.4	81	1122	.4	3.9	60	268	.3	2.9	114	394	.6	3.4	86	331	.5	3.7
4-Book	167	2049	.9	3.5	95	1382	.5	4.5	78	315	.4	3.7	149	529	.8	4.2	125	415	.7	4.9
WPEN-AM																				
FA '99	35	207	.2	.8	22	158	.1	1.1	24	45	.1	1.1	33	63	.2	1.0	38	63	.2	1.6
4-Book	27	228	.2	.6	16	162	.1	.8	16	39	.1	.8	31	64	.2	.9	23	44	.1	.9

** Station(s) not reported this survey.

* Listener estimates adjusted for reported broadcast schedule.

+ Station(s) changed call letters - see Page 13.

4-Book: Avg. of current and previous 3 surveys.
2-Book: Avg. of most recent 2 surveys.

Target Listener Estimates

Target Listener Estimates - Persons 25-49

Persons 25-49																				
Monday-Friday 6AM-7PM				Weekend 6AM-MID				Saturday 6AM-10AM				Saturday 10AM-3PM				Saturday 3PM-7PM				
AQH (00)	Cume (00)	AQH Rtg	AQH Shr	AQH (00)	Cume (00)	AQH Rtg	AQH Shr	AQH (00)	Cume (00)	AQH Rtg	AQH Shr	AQH (00)	Cume (00)	AQH Rtg	AQH Shr	AQH (00)	Cume (00)	AQH Rtg	AQH Shr	
WPHI-FM																				
FA '99	72	1024	.4	1.6	50	741	.3	2.4	40	159	.2	1.9	89	317	.5	2.7	60	221	.3	2.6
4-Book	77	1139	.4	1.7	52	735	.3	2.5	35	146	.2	1.7	84	315	.5	2.4	76	257	.4	3.0
WPHT-AM																				
FA '99	18	288	.1	.4	4	114	.1	.2	2	7	.1	.1	2	18	.1	.1	7	24	.1	.3
4-Book	32	429	.2	.7	14	258	.1	.7	15	44	.1	.7	16	53	.1	.5	8	37	.1	.3
WPLY-FM																				
FA '99	185	2284	1.0	4.0	63	1328	.3	3.1	49	267	.3	2.3	148	644	.8	4.4	86	418	.5	3.7
4-Book	157	2198	.9	3.3	69	1320	.4	3.3	51	248	.3	2.5	147	601	.8	4.1	91	404	.5	3.6
WSSJ-AM																				
FA '99	27	98	.1	.6	22	117	.1	1.1	15	35	.1	.7	30	56	.2	.9	48	65	.3	2.1
4-Book	19	116	.1	.4	19	95	.1	.9	15	36	.1	.7	36	58	.2	1.0	28	44	.2	1.2
WUSL-FM																				
FA '99	166	1806	.9	3.6	107	1276	.6	5.2	102	313	.6	4.9	158	492	.9	4.7	141	445	.8	6.1
4-Book	170	1789	.9	3.6	113	1298	.6	5.3	86	268	.5	4.1	169	508	.9	4.8	157	428	.9	6.2
WVDB-FM																				
FA '99	99	1214	.5	2.2	51	622	.3	2.5	51	146	.3	2.4	51	186	.3	1.5	8	41	.1	.3
4-Book	108	1118	.6	2.3	49	645	.3	2.3	41	147	.3	2.0	35	131	.2	1.0	17	72	.1	.7
WXTU-FM																				
FA '99	147	1253	.8	3.2	62	786	.3	3.0	84	274	.5	4.0	128	437	.7	3.8	46	182	.3	2.0
4-Book	154	1322	.8	3.3	73	874	.4	3.4	92	292	.5	4.4	138	458	.8	3.9	82	281	.5	3.2
WYSP-FM																				
FA '99	464	3804	2.5	10.1	158	2172	.9	7.7	147	439	.8	7.0	191	642	1.0	5.7	112	375	.6	4.9
4-Book	467	3876	2.5	9.9	107	1623	.6	5.1	115	346	.6	5.5	173	600	.9	5.0	107	403	.6	4.2
WJBR-FM																				
FA '99	30	345	.2	.7	7	169	.1	.3	6	20	.1	.3	15	55	.1	.4	5	28	.1	.2
4-Book	27	350	.2	.6	9	161	.1	.4	7	27	.1	.4	13	56	.1	.4	14	39	.1	.6
WKXV-FM																				
FA '99	65	682	.4	1.4	11	277	.1	.5	8	54	.1	.4	19	106	.1	.6	14	79	.1	.6
4-Book	64	739	.4	1.4	14	262	.1	.6	12	62	.1	.6	24	104	.2	.7	18	69	.1	.7
WLEV-FM																				
FA '99	26	161	.1	.6	3	79	.1	.1	**	**	**	**	6	27	.1	.2	2	9	.1	.1
4-Book	**	**	**	**	**	**	**	**	**	**	**	**	**	**	**	**	**	**	**	**
WNJO-FM																				
FA '99	23	394	.1	.5	16	222	.1	.8	12	40	.1	.6	22	75	.1	.7	37	143	.2	1.6
4-Book	42	475	.2	.9	19	261	.1	.9	17	60	.1	.8	40	120	.2	1.2	30	109	.2	1.2
WPST-FM																				
FA '99	66	1489	.4	1.4	38	825	.2	1.8	33	159	.2	1.6	88	398	.5	2.6	56	218	.3	2.4
4-Book	70	1388	.4	1.5	33	762	.2	1.6	23	127	.1	1.1	71	333	.4	2.0	46	231	.3	1.8
WSTV-FM																				
FA '99	29	470	.2	.6	8	251	.1	.4	3	38	.1	.1	15	89	.1	.4	16	85	.1	.7
4-Book	**	**	**	**	**	**	**	**	**	**	**	**	**	**	**	**	**	**	**	**
TOTALS																				
FA '99	4572	17570	25.0		2060	14263	11.3		2094	6139	11.5		3340	8524	18.3		2309	6161	12.6	
4-Book	4710	17709	25.6		2123	14626	11.5		2094	6114	11.4		3528	9075	19.2		2543	6797	13.8	

** Station(s) not reported this survey.

* Listener estimates adjusted for reported broadcast schedule.

+ Station(s) changed call letters - see Page 13.

4-Book: Avg. of current and previous 3 surveys.
2-Book: Avg. of most recent 2 surveys.

Target Listener Estimates

Persons 25-49																				
Saturday 7PM-MID				Sunday 6AM-10AM				Sunday 10AM-3PM				Sunday 3PM-7PM				Sunday 7PM-MID				
AQH (00)	Cume (00)	AQH Rtg	AQH Shr	AQH (00)	Cume (00)	AQH Rtg	AQH Shr	AQH (00)	Cume (00)	AQH Rtg	AQH Shr	AQH (00)	Cume (00)	AQH Rtg	AQH Shr	AQH (00)	Cume (00)	AQH Rtg	AQH Shr	
KYW -AM																				
FA '99	37	235	.2	2.6	118	660	.6	7.6	78	440	.4	2.8	38	215	.2	2.2	34	252	.2	3.2
4-Book	37	238	.2	2.5	137	699	.7	8.8	72	439	.4	2.7	43	227	.2	2.3	36	271	.2	3.2
WBEB-FM																				
FA '99	50	245	.3	3.5	61	260	.3	3.9	132	455	.7	4.7	92	348	.5	5.3	35	148	.2	3.3
4-Book	69	315	.4	4.8	70	266	.4	4.5	160	536	.9	6.0	95	349	.5	5.1	55	208	.3	4.8
WDAS-AM																				
FA '99	5	17		.3	123	276	.7	7.9	89	273	.5	3.2	41	91	.2	2.3	16	19	.1	1.5
4-Book	6	16		.4	92	214	.5	5.9	75	207	.4	2.8	23	54	.2	1.3	14	23	.1	1.3
WDAS-FM																				
FA '99	212	471	1.2	14.7	118	401	.6	7.6	178	509	1.0	6.4	124	301	.7	7.1	245	448	1.3	23.2
4-Book	179	455	1.0	12.3	120	346	.7	7.7	182	522	1.0	6.8	174	400	1.0	9.2	273	511	1.5	24.2
+WEJM-FM																				
FA '99	70	320	.4	4.9	49	201	.3	3.2	120	473	.7	4.3	70	228	.4	4.0	51	164	.3	4.8
4-Book	65	294	.4	4.4	38	169	.2	2.5	117	476	.6	4.3	97	349	.5	5.0	46	191	.3	4.0
+WEMG-AM																				
FA '99	12	39	.1	.8	34	64	.2	2.2	34	46	.2	1.2	8	26		.5	12	39	.1	1.1
4-Book	9	18	.1	.6	10	20	.1	.6	19	39	.1	.7	10	20	.1	.5	4	14		.4
+WEMG-FM																				
FA '99	3	33		.2	2	13		.1	12	46	.1	.4	22	51	.1	1.3	10	49	.1	.9
4-Book	**	**	**	**	**	**	**	**	**	**	**	**	**	**	**	**	**	**	**	**
WHAT-AM																				
FA '99	18	50	.1	1.2	32	81	.2	2.1	15	59	.1	.5	15	46	.1	.9	6	28		.6
4-Book	14	35	.1	1.0	23	60	.1	1.5	15	53	.1	.6	12	29	.1	.7	4	18		.4
WIOQ-FM																				
FA '99	80	412	.4	5.6	41	218	.2	2.6	154	714	.8	5.5	120	435	.7	6.9	62	263	.3	5.9
4-Book	77	353	.4	5.3	39	203	.2	2.5	113	524	.6	4.2	102	413	.6	5.4	62	273	.3	5.5
WIP -AM																				
FA '99	30	115	.2	2.1	36	142	.2	2.3	76	281	.4	2.7	52	218	.3	3.0	59	190	.3	5.6
4-Book	25	122	.2	1.8	40	144	.2	2.5	56	232	.3	2.1	54	196	.3	2.9	39	165	.2	3.5
WJJZ-FM																				
FA '99	94	325	.5	6.5	51	182	.3	3.3	90	288	.5	3.2	80	233	.4	4.6	59	170	.3	5.6
4-Book	105	345	.6	7.2	68	212	.4	4.4	114	336	.6	4.3	85	247	.5	4.6	56	186	.3	5.0
+WLCE-FM																				
WYXR-FM																				
FA '99	58	281	.3	4.0	45	254	.2	2.9	95	382	.5	3.4	38	158	.2	2.2	20	86	.1	1.9
4-Book	56	221	.3	3.9	41	194	.2	2.6	101	411	.6	3.8	66	262	.4	3.5	40	152	.2	3.5
WMGK-FM																				
FA '99	54	247	.3	3.7	51	209	.3	3.3	126	526	.7	4.5	101	392	.6	5.8	37	154	.2	3.5
4-Book	58	285	.3	4.0	46	210	.3	3.0	150	598	.8	5.6	111	390	.6	5.9	41	172	.2	3.6
WMMR-FM																				
FA '99	26	205	.1	1.8	30	205	.2	1.9	60	313	.3	2.1	59	285	.3	3.4	20	158	.1	1.9
4-Book	44	250	.2	3.0	44	211	.3	2.8	104	443	.6	3.9	84	342	.5	4.4	30	162	.2	2.6
WNAP-AM																				
FA '99					* 18	18	.1	1.2	5	18		.2	* 4	9		.2				
4-Book	**	**	**	**	12	20	.1	.8	8	27		.3	4	10		.2	**	**	**	**
WVGL-FM																				
FA '99	73	242	.4	5.1	56	170	.3	3.6	83	317	.5	3.0	80	234	.4	4.6	84	181	.5	7.9
4-Book	75	292	.4	5.2	77	239	.4	4.9	94	366	.5	3.5	96	290	.5	5.1	66	192	.4	5.8
WPEN-AM																				
FA '99	10	38	.1	.7	5	17		.3	44	106	.2	1.6	13	29	.1	.7	9	29		.9
4-Book	8	31		.5	5	21		.3	26	67	.1	1.0	8	26		.4	6	23		.5

** Station(s) not reported this survey.

* Listener estimates adjusted for reported broadcast schedule.

+ Station(s) changed call letters - see Page 13.

4-Book: Avg. of current and previous 3 surveys.
2-Book: Avg. of most recent 2 surveys.

Target Listener Estimates

Target Listener Estimates - Persons 25-49

Persons 25-49																				
Saturday 7PM-MID				Sunday 6AM-10AM				Sunday 10AM-3PM				Sunday 3PM-7PM				Sunday 7PM-MID				
AQH (00)	Cume (00)	AQH Rtg	AQH Shr	AQH (00)	Cume (00)	AQH Rtg	AQH Shr	AQH (00)	Cume (00)	AQH Rtg	AQH Shr	AQH (00)	Cume (00)	AQH Rtg	AQH Shr	AQH (00)	Cume (00)	AQH Rtg	AQH Shr	
WPHI-FM																				
FA '99	73	206	.4	5.1	35	126	.2	2.3	55	219	.3	2.0	19	82	.1	1.1	21	76	.1	2.0
4-Book	58	201	.3	4.1	32	103	.2	2.0	60	206	.3	2.3	40	134	.2	2.1	25	83	.2	2.3
WPHT-AM																				
FA '99		8			13	40	.1	.8	6	17		.2	1	9		.1				
4-Book	6	28		.4	22	72	.1	1.4	18	77	.1	.7	15	60	.1	.8	15	45	.1	1.3
WPLY-FM																				
FA '99	49	281	.3	3.4	24	161	.1	1.5	70	337	.4	2.5	45	243	.2	2.6	23	141	.1	2.2
4-Book	44	221	.3	3.0	35	173	.2	2.3	85	418	.5	3.2	63	308	.3	3.3	29	171	.2	2.5
WSSJ-AM																				
FA '99	32	59	.2	2.2	16	30	.1	1.0	18	40	.1	.6	5	9		.3	8	23		.8
4-Book	14	25	.1	1.0	10	24	.1	.6	20	33	.1	.7	17	31	.1	.9	6	17		.6
WUSL-FM																				
FA '99	104	275	.6	7.2	113	328	.6	7.3	136	475	.7	4.9	70	225	.4	4.0	33	133	.2	3.1
4-Book	127	332	.7	8.7	115	341	.6	7.4	128	463	.7	4.8	72	226	.4	3.8	49	156	.3	4.3
WWDB-FM																				
FA '99	6	29		.4	72	238	.4	4.6	190	340	1.0	6.8	8	36		.5	8	17		.8
4-Book	22	77	.1	1.5	55	218	.3	3.6	178	366	1.0	6.7	15	55	.1	.8	12	50	.1	1.0
WXTU-FM																				
FA '99	16	109	.1	1.1	53	182	.3	3.4	105	309	.6	3.8	48	189	.3	2.7	14	58	.1	1.3
4-Book	31	139	.2	2.1	60	193	.3	3.8	96	298	.5	3.6	63	214	.4	3.4	21	89	.1	1.8
WYSP-FM																				
FA '99	42	219	.2	2.9	62	180	.3	4.0	369	1182	2.0	13.2	305	1034	1.7	17.4	33	157	.2	3.1
4-Book	51	219	.3	3.5	42	135	.2	2.8	191	650	1.1	7.0	147	524	.8	7.9	27	135	.2	2.4
WJBR-FM																				
FA '99	11	36	.1	.8	5	16		.3	4	26		.1	3	16		.2	4	18		.4
4-Book	10	36	.1	.7	3	21		.2	9	41	.1	.3	7	32		.4	8	26		.6
WKXW-FM																				
FA '99	8	55		.6	7	18		.5	23	54	.1	.8	10	35	.1	.6	1	9		.1
4-Book	9	46		.6	10	38	.1	.6	20	71	.1	.8	13	44	.1	.7	5	19		.5
WLEV-FM																				
FA '99	3	18		.2	3	18		.2	2	18		.1	2	9		.1	4	17		.4
4-Book	**	**	**	**	**	**	**	**	**	**	**	**	**	**	**	**	**	**	**	**
WNJO-FM																				
FA '99	9	74		.6	11	31	.1	.7	19	85	.1	.7	16	53	.1	.9	2	13		.2
4-Book	8	47		.5	12	50	.1	.8	23	79	.1	.9	22	76	.1	1.1	3	21		.2
WPST-FM																				
FA '99	25	113	.1	1.7	34	153	.2	2.2	39	248	.2	1.4	20	102	.1	1.1	9	45		.9
4-Book	22	106	.1	1.5	19	101	.1	1.2	41	229	.2	1.5	34	161	.2	1.8	10	64		.9
WSTW-FM																				
FA '99	5	31		.3	2	18		.1	7	61		.3	5	25		.3	7	18		.7
4-Book	**	**	**	**	**	**	**	**	**	**	**	**	**	**	**	**	**	**	**	**
TOTALS																				
FA '99	1441	4488	7.9		1555	4871	8.5		2797	7632	15.3		1750	4976	9.6		1057	3183	5.8	
4-Book	1455	4595	7.9		1556	4840	8.5		2683	7454	14.6		1888	5189	10.3		1134	3412	6.2	

** Station(s) not reported this survey.

* Listener estimates adjusted for reported broadcast schedule.

+ Station(s) changed call letters - see Page 13.

4-Book: Avg. of current and previous 3 surveys.
2-Book: Avg. of most recent 2 surveys.

Target Listener Trends

Persons 25-54																				
Monday-Sunday 6AM-MID				Monday-Friday 6AM-10AM				Monday-Friday 10AM-3PM				Monday-Friday 3PM-7PM				Monday-Friday 7PM-MID				
AQH (00)	Cume (00)	AQH Rtg	AQH Shr	AQH (00)	Cume (00)	AQH Rtg	AQH Shr	AQH (00)	Cume (00)	AQH Rtg	AQH Shr	AQH (00)	Cume (00)	AQH Rtg	AQH Shr	AQH (00)	Cume (00)	AQH Rtg	AQH Shr	
KYW -AM																				
FA '99	184	5564	.9	4.9	493	3814	2.3	8.3	151	1819	.7	2.8	219	2667	1.0	4.8	67	1193	.3	4.4
SU '99	225	6291	1.0	5.9	553	4383	2.6	9.6	211	2341	1.0	3.8	289	3163	1.3	6.2	69	1226	.3	4.3
SP '99	173	5558	.8	4.4	476	4133	2.2	7.8	131	1720	.6	2.3	218	2765	1.0	4.6	51	926	.2	3.2
WI '99	218	6322	1.0	5.5	595	4489	2.8	9.5	166	2165	.8	2.8	238	3030	1.1	5.0	74	1291	.3	4.8
4-Book	200	5934	.9	5.2	529	4205	2.5	8.8	165	2011	.8	2.9	241	2906	1.1	5.2	65	1159	.3	4.2
FA '98	185	5553	.9	4.7	479	3832	2.2	8.0	149	1837	.7	2.6	224	2725	1.0	4.6	62	1147	.3	3.7
WBEB-FM																				
FA '99	290	3881	1.4	7.8	380	2099	1.8	6.4	559	2040	2.6	10.5	359	2250	1.7	7.8	119	1290	.6	7.8
SU '99	266	3883	1.2	7.0	366	2001	1.7	6.3	504	2213	2.3	9.1	324	2163	1.5	7.0	99	1257	.5	6.1
SP '99	309	4139	1.4	7.9	407	2396	1.9	6.7	624	2164	2.9	10.7	356	2296	1.7	7.5	114	1278	.5	7.1
WI '99	298	4057	1.4	7.6	400	2218	1.9	6.4	548	2184	2.5	9.3	353	2322	1.6	7.4	113	1232	.5	7.3
4-Book	291	3990	1.4	7.6	388	2179	1.8	6.5	559	2150	2.6	9.9	348	2258	1.6	7.4	111	1264	.5	7.1
FA '98	289	3959	1.3	7.3	388	2337	1.8	6.5	545	2044	2.5	9.5	350	2334	1.6	7.2	98	1141	.5	5.9
WDAS-AM																				
FA '99	30	655	.1	.8	45	292	.2	.8	15	152	.1	.3	31	213	.1	.7	12	111	.1	.8
SU '99	35	528	.2	.9	64	267	.3	1.1	40	188	.2	.7	32	212	.1	.7	12	134	.1	.7
SP '99	28	498	.1	.7	45	231	.2	.7	26	145	.1	.4	22	145	.1	.5	13	104	.1	.8
WI '99	51	583	.2	1.3	78	290	.4	1.2	59	266	.3	1.0	46	207	.2	1.0	16	130	.1	1.0
4-Book	36	566	.2	.9	58	270	.3	1.0	35	188	.2	.6	33	194	.1	.7	13	120	.1	.8
FA '98	26	441	.1	.7	42	209	.2	.7	17	133	.1	.3	25	166	.1	.5	5	49		.3
WDAS-FM																				
FA '99	269	2830	1.3	7.2	389	1790	1.8	6.6	306	1386	1.4	5.7	312	1611	1.5	6.8	176	1191	.8	11.6
SU '99	290	2908	1.3	7.6	419	1790	1.9	7.2	356	1463	1.7	6.4	315	1538	1.5	6.8	191	1269	.9	11.8
SP '99	297	3042	1.4	7.6	426	2003	2.0	7.0	345	1555	1.6	5.9	344	1838	1.6	7.2	223	1316	1.0	13.9
WI '99	339	2928	1.6	8.6	456	1786	2.1	7.3	422	1642	2.0	7.2	375	1827	1.7	7.9	262	1332	1.2	16.9
4-Book	299	2927	1.4	7.8	423	1842	2.0	7.0	357	1512	1.7	6.3	337	1704	1.6	7.2	213	1277	1.0	13.6
FA '98	320	2936	1.5	8.1	456	1961	2.1	7.6	375	1531	1.7	6.5	363	1778	1.7	7.5	228	1454	1.1	13.7
+WEJM-FM																				
FA '99	184	3259	.9	4.9	224	1745	1.0	3.8	293	1680	1.4	5.5	267	1944	1.2	5.8	80	918	.4	5.3
SU '99	211	3510	1.0	5.5	200	1613	.9	3.5	322	1806	1.5	5.8	287	2105	1.3	6.2	131	1013	.6	8.1
SP '99	113	2448	.5	2.9	153	1202	.7	2.5	181	1018	.8	3.1	146	1441	.7	3.1	45	672	.2	2.8
WI '99	101	2616	.5	2.6	150	1302	.7	2.4	145	1118	.7	2.5	139	1615	.6	2.9	39	718	.2	2.5
4-Book	152	2958	.7	4.0	182	1466	.8	3.1	235	1406	1.1	4.2	210	1776	1.0	4.5	74	830	.4	4.7
FA '98	80	2131	.4	2.0	89	1053	.4	1.5	119	945	.6	2.1	128	1343	.6	2.6	36	667	.2	2.2
+WEMG-AM																				
FA '99	23	182	.1	.6	37	142	.2	.6	33	102	.2	.6	14	103	.1	.3	12	73	.1	.8
SU '99	14	198	.1	.4	18	104	.1	.3	18	62	.1	.3	14	74	.1	.3	9	48		.6
SP '99	26	271	.1	.7	37	182	.2	.6	38	159	.2	.7	31	213	.1	.6	11	89	.1	.7
WI '99	18	151	.1	.5	23	76	.1	.4	24	82	.1	.4	25	105	.1	.5	8	67		.5
4-Book	20	201	.1	.6	29	126	.2	.5	28	101	.2	.5	21	124	.1	.4	10	69	.1	.7
FA '98	18	179	.1	.5	21	126	.1	.3	27	88	.1	.5	16	114	.1	.3	9	47		.5
+WEMG-FM																				
FA '99	20	282	.1	.5	33	170	.2	.6	28	161	.1	.5	23	171	.1	.5	9	128		.6
SU '99	26	430	.1	.7	32	226	.1	.6	27	188	.1	.5	41	257	.2	.9	14	120	.1	.9
SP '99	**	**	**	**	**	**	**	**	**	**	**	**	**	**	**	**	**	**	**	**
WI '99	7	173	.1	.2	9	47	.1	.1	12	73	.1	.2	10	109	.1	.2	2	41		.1
4-Book	**	**	**	**	**	**	**	**	**	**	**	**	**	**	**	**	**	**	**	**
FA '98	5	109	.1	.1	3	40			6	26	.1	.1	6	57	.1	.1	2	50		.1
WHAT-AM																				
FA '99	20	321	.1	.5	18	99	.1	.3	30	110	.1	.6	23	104	.1	.5	11	56	.1	.7
SU '99	27	383	.1	.7	38	154	.2	.7	43	178	.2	.8	31	127	.1	.7	10	104		.6
SP '99	19	217	.1	.5	29	120	.1	.5	18	105	.1	.3	26	86	.1	.5	7	31		.4
WI '99	23	341	.1	.6	28	151	.1	.4	29	182	.1	.5	27	117	.1	.6	9	62		.6
4-Book	22	316	.1	.6	28	131	.1	.5	30	144	.1	.6	27	109	.1	.6	9	63		.6
FA '98	16	265	.1	.4	27	132	.1	.4	13	90	.1	.2	22	85	.1	.5	7	23		.4

** Station(s) not reported this survey.

* Listener estimates adjusted for reported broadcast schedule.

+ Station(s) changed call letters - see Page 13.

4-Book: Avg. of current and previous 3 surveys.
2-Book: Avg. of most recent 2 surveys.

Target Listener Trends

Persons 25-54

	Monday-Sunday 6AM-MID				Monday-Friday 6AM-10AM				Monday-Friday 10AM-3PM				Monday-Friday 3PM-7PM				Monday-Friday 7PM-MID			
	AQH (00)	Cume (00)	AQH Rtg	AQH Shr	AQH (00)	Cume (00)	AQH Rtg	AQH Shr	AQH (00)	Cume (00)	AQH Rtg	AQH Shr	AQH (00)	Cume (00)	AQH Rtg	AQH Shr	AQH (00)	Cume (00)	AQH Rtg	AQH Shr
W100-FM																				
FA '99	163	3526	.8	4.4	209	1776	1.0	3.5	230	1667	1.1	4.3	213	2021	1.0	4.6	79	1240	.4	5.2
SU '99	123	3268	.6	3.2	146	1263	.7	2.5	195	1615	.9	3.5	144	1591	.7	3.1	56	914	.3	3.5
SP '99	185	3897	.9	4.7	217	1908	1.0	3.6	301	1845	1.4	5.2	239	2240	1.1	5.0	74	1174	.3	4.6
WI '99	127	3072	.6	3.2	164	1283	.8	2.6	225	1707	1.0	3.8	168	1637	.8	3.5	38	852	.2	2.4
4-Book	150	3441	.7	3.9	184	1558	.9	3.1	238	1709	1.1	4.2	191	1872	.9	4.1	62	1045	.3	3.9
FA '98	174	3268	.8	4.4	232	1483	1.1	3.9	297	1694	1.4	5.2	228	1872	1.1	4.7	70	908	.3	4.2
VIP -AM																				
FA '99	125	2327	.6	3.3	229	1323	1.1	3.9	181	1049	.8	3.4	187	1279	.9	4.1	37	687	.2	2.4
SU '99	116	2380	.5	3.0	225	1416	1.0	3.9	169	1096	.8	3.0	180	1366	.8	3.9	32	532	.1	2.0
SP '99	141	2489	.7	3.6	285	1468	1.3	4.7	179	1034	.8	3.1	192	1561	.9	4.0	64	712	.3	4.0
WI '99	177	3093	.8	4.5	287	1589	1.3	4.6	238	1403	1.1	4.1	266	1876	1.2	5.6	73	996	.3	4.7
4-Book	140	2572	.7	3.6	257	1449	1.2	4.3	192	1146	.9	3.4	206	1521	1.0	4.4	52	732	.2	3.3
FA '98	153	2685	.7	3.9	264	1465	1.2	4.4	204	1147	.9	3.5	231	1714	1.1	4.8	66	926	.3	4.0
WJZZ-FM																				
FA '99	180	2620	.8	4.8	185	1071	.9	3.1	285	1216	1.3	5.3	242	1475	1.1	5.3	118	1119	.6	7.8
SU '99	188	2561	.9	4.9	169	1053	.8	2.9	329	1252	1.5	5.9	240	1437	1.1	5.2	123	1033	.6	7.6
SP '99	259	3134	1.2	6.6	303	1585	1.4	5.0	442	1592	2.1	7.6	321	1858	1.5	6.7	124	1026	.6	7.7
WI '99	210	2987	1.0	5.3	213	1348	1.0	3.4	347	1340	1.6	5.9	279	1641	1.3	5.9	103	914	.5	6.6
4-Book	209	2826	1.0	5.4	218	1264	1.0	3.6	351	1350	1.6	6.2	271	1603	1.3	5.8	117	1023	.6	7.4
FA '98	198	3002	.9	5.0	220	1390	1.0	3.7	335	1461	1.6	5.8	269	1696	1.3	5.6	88	988	.4	5.3
+WLCE-FM																				
WYXR-FM																				
FA '99	147	2998	.7	3.9	240	1683	1.1	4.0	253	1372	1.2	4.7	180	1825	.8	3.9	38	676	.2	2.5
SU '99	119	2986	.6	3.1	157	1480	.7	2.7	205	1431	1.0	3.7	149	1540	.7	3.2	33	776	.2	2.0
SP '99	140	2990	.7	3.6	217	1660	1.0	3.6	223	1338	1.0	3.8	186	1762	.9	3.9	37	638	.2	2.3
WI '99	166	3312	.8	4.2	262	1720	1.2	4.2	285	1600	1.3	4.9	202	1798	.9	4.3	56	808	.3	3.6
4-Book	143	3072	.7	3.7	219	1636	1.0	3.6	242	1435	1.1	4.3	179	1731	.8	3.8	41	725	.2	2.6
FA '98	157	3168	.7	4.0	237	1788	1.1	3.9	225	1529	1.0	3.9	188	1767	.9	3.9	66	867	.3	4.0
WMGK-FM																				
FA '99	189	3559	.9	5.1	214	1717	1.0	3.6	331	1694	1.5	6.2	271	2210	1.3	5.9	60	915	.3	3.9
SU '99	190	3647	.9	5.0	220	1703	1.0	3.8	325	1885	1.5	5.9	255	2132	1.2	5.5	71	934	.3	4.4
SP '99	227	3754	1.1	5.8	280	1767	1.3	4.6	427	1907	2.0	7.3	285	2183	1.3	6.0	66	1094	.3	4.1
WI '99	196	3694	.9	5.0	223	1711	1.0	3.6	366	1917	1.7	6.2	259	2317	1.2	5.5	54	942	.3	3.5
4-Book	201	3664	1.0	5.2	234	1725	1.1	3.9	362	1851	1.7	6.4	268	2211	1.3	5.7	63	971	.3	4.0
FA '98	229	3714	1.1	5.8	283	1864	1.3	4.7	426	1919	2.0	7.4	312	2357	1.5	6.4	72	904	.3	4.3
WMMR-FM																				
FA '99	150	2980	.7	4.0	228	1464	1.1	3.8	256	1540	1.2	4.8	219	1672	1.0	4.8	50	741	.2	3.3
SU '99	180	3603	.8	4.7	245	1702	1.1	4.2	311	1693	1.4	5.6	219	2018	1.0	4.7	60	1094	.3	3.7
SP '99	191	3366	.9	4.9	289	1761	1.3	4.7	358	1610	1.7	6.2	229	1919	1.1	4.8	45	671	.2	2.8
WI '99	171	3085	.8	4.3	255	1514	1.2	4.1	291	1554	1.4	5.0	212	1694	1.0	4.5	56	723	.3	3.6
4-Book	173	3259	.8	4.5	254	1610	1.2	4.2	304	1599	1.4	5.4	220	1826	1.0	4.7	53	807	.3	3.4
FA '98	197	3433	.9	5.0	267	1622	1.2	4.4	374	1667	1.7	6.5	259	2139	1.2	5.4	54	807	.3	3.2
WNAP-AM																				
FA '99	* 21	170	.1	.6	* 29	104	.1	.5	19	70	.1	.4	* 25	86	.1	.5	**	**	**	**
SU '99	11	151	.1	.3	8	59	.1	.1	12	70	.1	.2	11	69	.1	.2	**	**	**	**
SP '99	6	109	.2	.4	4	37	.1	.1	4	34	.1	.1	9	39	.2	.2	**	**	**	**
WI '99	15	182	.1	.4	16	68	.1	.3	18	126	.1	.3	16	79	.1	.3	**	**	**	**
4-Book	13	153	.1	.4	14	67	.1	.3	13	75	.1	.3	15	68	.1	.3	**	**	**	**
FA '98	**	**	**	**	**	**	**	**	**	**	**	**	**	**	**	**	**	**	**	**
WGL-FM																				
FA '99	164	3358	.8	4.4	212	1664	1.0	3.6	253	1437	1.2	4.7	200	1886	.9	4.3	70	824	.3	4.6
SU '99	152	3182	.7	4.0	194	1437	.9	3.4	222	1478	1.0	4.0	176	1578	.8	3.8	60	927	.3	3.7
SP '99	195	3717	.9	5.0	245	1718	1.1	4.0	302	1684	1.4	5.2	230	1992	1.1	4.8	69	1000	.3	4.3
WI '99	199	3685	.9	5.1	255	1786	1.2	4.1	285	1537	1.3	4.9	249	2041	1.2	5.3	88	919	.4	5.7
4-Book	178	3486	.8	4.6	227	1651	1.1	3.8	266	1534	1.2	4.7	214	1874	1.0	4.6	72	918	.3	4.6
FA '98	263	4084	1.2	6.6	322	1931	1.5	5.4	409	1973	1.9	7.1	281	2162	1.3	5.8	108	1193	.5	6.5

* Station(s) not reported this survey.

* Listener estimates adjusted for reported broadcast schedule.

+ Station(s) changed call letters - see Page 13.

4-Book: Avg. of current and previous 3 surveys.
2-Book: Avg. of most recent 2 surveys.

Target Listener Trends

Persons 25-54																				
Monday-Sunday 6AM-MID				Monday-Friday 6AM-10AM				Monday-Friday 10AM-3PM				Monday-Friday 3PM-7PM				Monday-Friday 7PM-MID				
AQH (00)	Cume (00)	AQH Rtg	AQH Shr	AQH (00)	Cume (00)	AQH Rtg	AQH Shr	AQH (00)	Cume (00)	AQH Rtg	AQH Shr	AQH (00)	Cume (00)	AQH Rtg	AQH Shr	AQH (00)	Cume (00)	AQH Rtg	AQH Shr	
WPEN-AM																				
FA '99	30	401	.1	.8	40	140	.2	.7	42	155	.2	.8	36	166	.2	.8	10	94	.7	
SU '99	27	366	.1	.7	39	183	.2	.7	44	160	.2	.8	38	184	.2	.8	8	47	.5	
SP '99	18	428	.1	.5	18	152	.1	.3	27	192	.1	.5	24	169	.1	.5	9	89	.6	
WI '99	29	505	.1	.7	58	301	.3	.9	46	238	.2	.8	27	192	.1	.6	6	76	.4	
4-Book	26	425	.1	.7	39	194	.2	.7	40	186	.2	.7	31	178	.2	.7	8	77	.6	
FA '98	27	330	.1	.7	40	150	.2	.7	40	177	.2	.7	27	139	.1	.6	15	57	.9	
WPHI-FM																				
FA '99	59	1396	.3	1.6	74	662	.3	1.2	72	578	.3	1.3	72	698	.3	1.6	31	457	.1	
SU '99	64	1399	.3	1.7	72	558	.3	1.2	97	647	.5	1.8	71	746	.3	1.5	30	412	.1	
SP '99	67	1626	.3	1.7	62	643	.3	1.0	71	727	.3	1.2	103	945	.5	2.2	57	505	.3	
WI '99	71	1391	.3	1.8	77	594	.4	1.2	84	656	.4	1.4	94	769	.4	2.0	66	563	.3	
4-Book	65	1453	.3	1.7	71	614	.3	1.2	81	652	.4	1.4	85	790	.4	1.8	46	484	.2	
FA '98	75	1480	.3	1.9	85	583	.4	1.4	91	621	.4	1.6	98	842	.5	2.0	53	582	.2	
WPHT-AM																				
FA '99	15	558	.1	.4	29	209	.1	.5	18	107	.1	.3	24	219	.1	.5	8	122	.5	
SU '99	56	1239	.3	1.5	91	376	.4	1.6	39	257	.2	.7	80	487	.4	1.7	43	512	.2	
SP '99	23	776	.1	.6	31	175	.1	.5	13	125	.1	.2	37	325	.2	.8	24	294	.1	
WI '99	35	800	.2	.9	53	295	.2	.8	49	314	.2	.8	54	294	.3	1.1	17	123	.1	
4-Book	32	843	.2	.9	51	264	.2	.9	30	201	.2	.5	49	331	.3	1.0	23	263	.1	
FA '98	29	668	.1	.7	49	256	.2	.8	41	220	.2	.7	35	243	.2	.7	10	110	.6	
WPLY-FM																				
FA '99	123	2806	.6	3.3	168	1353	.8	2.8	202	1339	.9	3.8	189	1721	.9	4.1	36	825	.2	
SU '99	114	2836	.5	3.0	167	1258	.8	2.9	144	1416	.7	2.6	163	1759	.8	3.5	43	786	.2	
SP '99	114	2725	.5	2.9	155	1181	.7	2.5	178	1211	.8	3.1	155	1720	.7	3.2	41	676	.2	
WI '99	91	2291	.4	2.3	119	1000	.6	1.9	134	922	.6	2.3	135	1470	.6	2.8	29	614	.1	
4-Book	111	2665	.5	2.9	152	1198	.7	2.5	165	1222	.8	3.0	161	1668	.8	3.4	37	725	.2	
FA '98	74	2268	.3	1.9	83	994	.4	1.4	99	875	.5	1.7	117	1404	.5	2.4	29	644	.1	
WSSJ-AM																				
FA '99	25	144	.1	.7	28	84	.1	.5	37	82	.2	.7	32	61	.1	.7	6	71	.4	
SU '99	20	194	.1	.5	34	141	.2	.6	14	90	.1	.3	23	104	.1	.5	20	119	.1	
SP '99	22	163	.1	.6	18	78	.1	.3	25	122	.1	.4	28	109	.1	.6	13	81	.1	
WI '99	11	115	.1	.3	13	69	.1	.2	8	38	.1	.1	9	57	.1	.2	4	37	.3	
4-Book	20	154	.1	.5	23	93	.1	.4	21	83	.1	.4	23	83	.1	.5	11	77	.1	
FA '98	**	**	**	**	**	**	**	**	**	**	**	**	**	**	**	**	**	**	**	**
WUSL-FM																				
FA '99	143	2284	.7	3.8	215	1126	1.0	3.6	150	1098	.7	2.8	158	1264	.7	3.4	103	884	.5	
SU '99	140	2355	.7	3.7	187	1179	.9	3.2	166	1047	.8	3.0	172	1241	.8	3.7	77	740	.4	
SP '99	129	2254	.6	3.3	169	1095	.8	2.8	142	1062	.7	2.4	160	1243	.7	3.3	91	838	.4	
WI '99	161	2332	.7	4.1	228	1152	1.1	3.6	202	1243	.9	3.4	175	1174	.8	3.7	105	811	.5	
4-Book	143	2306	.7	3.7	200	1138	1.0	3.3	165	1113	.8	2.9	166	1231	.8	3.5	94	818	.5	
FA '98	170	2463	.8	4.3	217	1212	1.0	3.6	217	1089	1.0	3.8	208	1242	1.0	4.3	114	855	.5	
WWDB-FM																				
FA '99	100	1870	.5	2.7	102	717	.5	1.7	185	945	.9	3.5	117	880	.5	2.5	40	459	.2	
SU '99	91	1851	.4	2.4	90	649	.4	1.6	173	968	.8	3.1	108	615	.5	2.3	43	398	.2	
SP '99	85	1568	.4	2.2	104	625	.5	1.7	148	709	.7	2.5	69	628	.3	1.4	51	411	.2	
WI '99	116	1839	.5	2.9	124	786	.6	2.0	269	1082	1.3	4.6	110	664	.5	2.3	47	418	.2	
4-Book	98	1782	.5	2.6	105	694	.5	1.8	194	926	.9	3.4	101	697	.5	2.1	45	422	.2	
FA '98	104	1964	.5	2.6	135	819	.6	2.2	195	928	.9	3.4	90	774	.4	1.9	47	502	.2	
WXTU-FM																				
FA '99	122	1779	.6	3.3	190	1064	.9	3.2	169	825	.8	3.2	165	1133	.8	3.6	39	525	.2	
SU '99	119	1830	.6	3.1	180	1044	.8	3.1	154	998	.7	2.8	162	1233	.8	3.5	40	595	.2	
SP '99	140	2019	.7	3.6	221	1290	1.0	3.6	200	921	.9	3.4	190	1324	.9	4.0	45	640	.2	
WI '99	138	1829	.6	3.5	197	1064	.9	3.1	223	897	1.0	3.8	173	1123	.8	3.7	40	588	.2	
4-Book	130	1864	.6	3.4	197	1116	.9	3.3	187	910	.9	3.3	173	1203	.8	3.7	41	587	.2	
FA '98	169	2276	.8	4.3	262	1453	1.2	4.4	206	1158	1.0	3.6	226	1539	1.1	4.7	65	747	.3	

** Station(s) not reported this survey.

* Listener estimates adjusted for reported broadcast schedule.

+ Station(s) changed call letters - see Page 13.

4-Book: Avg. of current and previous 3 surveys.
2-Book: Avg. of most recent 2 surveys.

Target Listener Trends

Persons 25-54

	Monday-Sunday 6AM-MID				Monday-Friday 6AM-10AM				Monday-Friday 10AM-3PM				Monday-Friday 3PM-7PM				Monday-Friday 7PM-MID			
	AQH (00)	Cume (00)	AQH Rtg	AQH Shr	AQH (00)	Cume (00)	AQH Rtg	AQH Shr	AQH (00)	Cume (00)	AQH Rtg	AQH Shr	AQH (00)	Cume (00)	AQH Rtg	AQH Shr	AQH (00)	Cume (00)	AQH Rtg	AQH Shr
WYSP-FM																				
FA '99	310	5087	1.4	8.3	971	3321	4.5	16.4	334	2008	1.6	6.3	182	1529	.9	4.0	58	850	.3	3.8
SU '99	289	4657	1.3	7.6	938	3181	4.4	16.2	361	2157	1.7	6.5	177	1628	.8	3.8	49	892	.2	3.0
SP '99	278	4289	1.3	7.1	856	3116	4.0	14.0	347	1968	1.6	6.0	225	1816	1.0	4.7	48	738	.2	3.0
WI '99	287	4397	1.3	7.3	1021	3311	4.7	16.3	353	2164	1.6	6.0	189	1616	.9	4.0	30	544	.1	1.9
4-Book	291	4608	1.3	7.6	947	3232	4.4	15.7	349	2074	1.6	6.2	193	1647	.9	4.1	46	756	.2	2.9
FA '98	268	4775	1.2	6.8	845	3107	3.9	14.1	320	1923	1.5	5.6	164	1408	.8	3.4	43	622	.2	2.6
WJBR-FM																				
FA '99	28	543	.1	.7	30	216	.1	.5	39	207	.2	.7	45	258	.2	1.0	21	195	.1	1.4
SU '99	30	538	.1	.8	37	207	.2	.6	51	203	.2	.9	33	223	.2	.7	20	221	.1	1.2
SP '99	24	552	.1	.6	28	225	.1	.5	46	322	.2	.8	26	261	.1	.5	14	172	.1	.9
WI '99	28	593	.1	.7	45	257	.2	.7	54	246	.3	.9	32	300	.1	.7	9	122	.1	.6
4-Book	28	557	.1	.7	35	226	.2	.6	48	245	.2	.8	34	261	.2	.7	16	178	.1	1.0
FA '98	32	614	.1	.8	39	282	.2	.6	60	267	.3	1.0	45	377	.2	.9	9	174	.1	.5
WKXV-FM																				
FA '99	44	941	.2	1.2	53	452	.2	.9	96	434	.4	1.8	62	477	.3	1.3	10	166	.1	.7
SU '99	49	1134	.2	1.3	61	495	.3	1.1	76	484	.4	1.4	77	636	.4	1.7	24	365	.1	1.5
SP '99	52	1002	.2	1.3	79	502	.4	1.3	89	451	.4	1.5	87	582	.4	1.8	15	204	.1	.9
WI '99	39	879	.2	1.0	59	429	.3	.9	68	383	.3	1.2	69	566	.3	1.5	9	231	.1	.6
4-Book	46	989	.2	1.2	63	470	.3	1.1	82	438	.4	1.5	74	565	.4	1.6	15	242	.1	.9
FA '98	59	1082	.3	1.5	63	427	.3	1.0	104	540	.5	1.8	103	651	.5	2.1	29	325	.1	1.7
WLEV-FM																				
FA '99	16	248	.1	.4	29	161	.1	.5	36	122	.2	.7	17	106	.1	.4	4	70	.1	.3
SU '99	**	**	**	**	**	**	**	**	**	**	**	**	**	**	**	**	**	**	**	**
SP '99	29	364	.1	.7	38	158	.2	.6	54	159	.3	.9	38	236	.2	.8	7	125	.1	.4
WI '99	**	**	**	**	**	**	**	**	**	**	**	**	**	**	**	**	**	**	**	**
4-Book	**	**	**	**	**	**	**	**	**	**	**	**	**	**	**	**	**	**	**	**
FA '98	**	**	**	**	**	**	**	**	**	**	**	**	**	**	**	**	**	**	**	**
WNJO-FM																				
FA '99	19	638	.1	.5	23	266	.1	.4	30	237	.1	.6	23	265	.1	.5	6	180	.1	.4
SU '99	46	920	.2	1.2	66	529	.3	1.1	85	494	.4	1.5	42	476	.2	.9	13	213	.1	.8
SP '99	41	772	.2	1.0	49	328	.2	.8	79	345	.4	1.4	63	463	.3	1.3	8	169	.1	.5
WI '99	34	693	.2	.9	32	291	.1	.5	56	310	.3	1.0	45	350	.2	.9	10	190	.1	.6
4-Book	35	756	.2	.9	43	354	.2	.7	63	347	.3	1.1	43	389	.2	.9	9	188	.1	.6
FA '98	35	725	.2	.9	34	351	.2	.6	68	336	.3	1.2	47	401	.2	1.0	11	182	.1	.7
WPST-FM																				
FA '99	52	1855	.2	1.4	79	858	.4	1.3	59	801	.3	1.1	76	1062	.4	1.7	21	454	.1	1.4
SU '99	57	1763	.3	1.5	62	739	.3	1.1	104	761	.5	1.9	87	887	.4	1.9	16	440	.1	1.0
SP '99	58	1753	.3	1.5	85	785	.4	1.4	85	649	.4	1.5	81	993	.4	1.7	19	422	.1	1.2
WI '99	41	1674	.2	1.0	55	663	.3	.9	67	669	.3	1.1	54	935	.3	1.1	10	383	.1	.6
4-Book	52	1761	.3	1.4	70	761	.4	1.2	79	720	.4	1.4	75	969	.4	1.6	17	425	.1	1.1
FA '98	41	1549	.2	1.0	59	643	.3	1.0	49	585	.2	.9	56	836	.3	1.2	10	284	.1	.6
WSTV-FM																				
FA '99	19	661	.1	.5	34	264	.2	.6	31	185	.1	.6	25	366	.1	.5	4	168	.1	.3
SU '99	28	772	.1	.7	43	354	.2	.7	42	290	.2	.8	32	338	.1	.7	14	196	.1	.9
SP '99	**	**	**	**	**	**	**	**	**	**	**	**	**	**	**	**	**	**	**	**
WI '99	**	**	**	**	**	**	**	**	**	**	**	**	**	**	**	**	**	**	**	**
4-Book	**	**	**	**	**	**	**	**	**	**	**	**	**	**	**	**	**	**	**	**
FA '98	**	**	**	**	**	**	**	**	**	**	**	**	**	**	**	**	**	**	**	**
TOTALS																				
FA '99	3735	20779	17.4		5933	18966	27.7		5338	15620	24.9		4602	17735	21.5		1520	11636	7.1	
SU '99	3817	20939	17.8		5785	18555	26.9		5541	16147	25.8		4629	17842	21.5		1623	11918	7.5	
SP '99	3917	20995	18.2		6102	19066	28.4		5815	16180	27.0		4778	18359	22.2		1606	11600	7.5	
WI '99	3934	20915	18.3		6259	19021	29.1		5875	16224	27.3		4739	18186	22.0		1553	11632	7.2	
4-Book	3851	20907	17.9		6020	18902	28.0		5642	16043	26.3		4687	18031	21.8		1576	11697	7.3	
FA '98	3959	20888	18.4		6003	18895	27.9		5753	16126	26.8		4838	18298	22.5		1668	11743	7.8	

** Station(s) not reported this survey.

* Listener estimates adjusted for reported broadcast schedule.

+ Station(s) changed call letters - see Page 13.

4-Book: Avg. of current and previous 3 surveys.
2-Book: Avg. of most recent 2 surveys.

Target Listener Trends - Persons 25-54

Target Listener Estimates

Persons 25-54																				
Monday-Friday 6AM-7PM				Weekend 6AM-MID				Saturday 6AM-10AM				Saturday 10AM-3PM				Saturday 3PM-7PM				
AQH (00)	Cume (00)	AQH Rtg	AQH Shr	AQH (00)	Cume (00)	AQH Rtg	AQH Shr	AQH (00)	Cume (00)	AQH Rtg	AQH Shr	AQH (00)	Cume (00)	AQH Rtg	AQH Shr	AQH (00)	Cume (00)	AQH Rtg	AQH Shr	
KYW -AM																				
FA '99	277	5032	1.3	5.2	96	2551	.4	3.9	222	1143	1.0	8.8	104	606	.5	2.7	79	456	.4	2.9
4-Book	300	5464	1.4	5.5	111	2708	.5	4.5	259	1242	1.2	10.2	126	744	.6	3.1	78	459	.4	2.7
WBEB-FM																				
FA '99	442	3332	2.1	8.4	133	1888	.6	5.4	164	541	.8	6.5	232	708	1.1	5.9	150	571	.7	5.5
4-Book	441	3376	2.1	8.1	143	1904	.7	5.7	158	534	.7	6.2	257	769	1.2	6.2	167	607	.8	5.7
WDAS-AM																				
FA '99	29	416	.1	.5	45	500	.2	1.8	25	83	.1	1.0	14	56	.1	.4	15	49	.1	.6
4-Book	42	374	.2	.8	43	420	.2	1.7	29	73	.2	1.2	27	67	.1	.7	22	50	.1	.8
WDAS-FM																				
FA '99	333	2443	1.6	6.3	216	1855	1.0	8.8	200	489	.9	8.0	311	801	1.5	8.0	216	551	1.0	7.9
4-Book	371	2502	1.7	6.8	228	1875	1.1	9.1	207	530	1.0	8.2	300	782	1.4	7.3	237	578	1.1	8.0
+WEJM-FM																				
FA '99	264	2763	1.2	5.0	114	1706	.5	4.7	143	491	.7	5.7	228	754	1.1	5.8	159	654	.7	5.8
4-Book	211	2514	1.0	3.9	101	1563	.5	4.1	91	350	.5	3.6	191	698	.9	4.6	135	519	.6	4.5
+WEMG-AM																				
FA '99	28	173	.1	.5	22	113	.1	.9	33	66	.2	1.3	32	52	.1	.8	13	49	.1	.5
4-Book	26	175	.1	.5	16	124	.1	.7	19	42	.1	.8	29	69	.1	.7	21	47	.1	.7
+WEMG-FM																				
FA '99	28	263	.1	.5	13	136	.1	.5	6	35	.1	.2	31	85	.1	.8	20	45	.1	.7
4-Book	**	**	**	**	**	**	**	**	**	**	**	**	**	**	**	**	**	**	**	**
WHAT-AM																				
FA '99	24	195	.1	.5	18	215	.1	.7	7	16	.1	.3	14	47	.1	.4	6	37	.1	.2
4-Book	29	223	.1	.5	20	211	.1	.8	17	37	.1	.7	25	51	.1	.6	14	36	.1	.5
WIOQ-FM																				
FA '99	218	2973	1.0	4.1	122	2008	.6	5.0	80	345	.4	3.2	226	887	1.1	5.8	200	719	.9	7.4
4-Book	207	2885	1.0	3.8	108	1840	.5	4.3	70	336	.3	2.8	220	825	1.0	5.3	145	583	.7	5.0
WIP -AM																				
FA '99	198	1987	.9	3.7	55	986	.3	2.3	74	270	.3	2.9	66	278	.3	1.7	19	111	.1	.7
4-Book	217	2224	1.0	4.0	63	1104	.3	2.6	98	336	.5	3.8	105	405	.5	2.5	59	247	.3	2.0
WJJZ-FM																				
FA '99	241	2013	1.1	4.6	112	1427	.5	4.6	81	281	.4	3.2	199	631	.9	5.1	127	402	.6	4.7
4-Book	285	2209	1.3	5.2	135	1524	.6	5.4	120	350	.6	4.7	226	620	1.0	5.5	191	526	.9	6.5
+WLCE-FM																				
WYXR-FM																				
FA '99	227	2595	1.1	4.3	79	1406	.4	3.2	102	415	.5	4.1	153	527	.7	3.9	87	345	.4	3.2
4-Book	216	2624	1.0	4.0	83	1403	.4	3.3	85	333	.4	3.4	151	569	.7	3.7	96	391	.5	3.3
VMGK-FM																				
FA '99	277	3120	1.3	5.2	122	1786	.6	5.0	140	474	.7	5.6	249	854	1.2	6.4	163	561	.8	6.0
4-Book	294	3136	1.4	5.4	128	1898	.6	5.1	114	444	.5	4.5	266	914	1.3	6.5	193	669	.9	6.5
WMMR-FM																				
FA '99	236	2585	1.1	4.5	65	1286	.3	2.7	83	312	.4	3.3	120	506	.6	3.1	88	340	.4	3.2
4-Book	263	2790	1.2	4.8	95	1578	.5	3.8	118	417	.6	4.6	189	683	.9	4.5	127	507	.6	4.3
WNAP-AM																				
FA '99	* 23	135	.1	.4	* 16	82	.1	.7	* 13	27	.1	.5	24	65	.1	.6	* 13	29	.1	.5
4-Book	14	120	.1	.3	11	81	.1	.4	5	11	.1	.2	15	37	.1	.4	11	21	.1	.4
WVGL-FM																				
FA '99	224	2755	1.0	4.2	122	1711	.6	5.0	91	416	.4	3.6	157	621	.7	4.0	149	542	.7	5.5
4-Book	238	2773	1.1	4.3	142	1971	.7	5.7	119	468	.6	4.7	234	788	1.1	5.6	189	605	.9	6.4
WPEN-AM																				
FA '99	39	271	.2	.7	27	246	.1	1.1	29	60	.1	1.2	38	70	.2	1.0	38	63	.2	1.4
4-Book	37	321	.2	.7	19	213	.1	.8	20	50	.1	.8	36	80	.2	.9	28	56	.1	1.0

** Station(s) not reported this survey.

* Listener estimates adjusted for reported broadcast schedule.

+ Station(s) changed call letters - see Page 13.

4-Book: Avg. of current and previous 3 surveys.
2-Book: Avg. of most recent 2 surveys.

Target Listener Estimates

Persons 25-54

Target Listener Estimates - Persons 25-54

	Monday-Friday 6AM-7PM				Weekend 6AM-MID				Saturday 6AM-10AM				Saturday 10AM-3PM				Saturday 3PM-7PM			
	AQH (00)	Cume (00)	AQH Rtg	AQH Shr	AQH (00)	Cume (00)	AQH Rtg	AQH Shr	AQH (00)	Cume (00)	AQH Rtg	AQH Shr	AQH (00)	Cume (00)	AQH Rtg	AQH Shr	AQH (00)	Cume (00)	AQH Rtg	AQH Shr
WPHI-FM																				
FA '99	73	1049	.3	1.4	52	766	.2	2.1	40	159	.2	1.6	90	324	.4	2.3	60	221	.3	2.2
4-Book	79	1179	.4	1.5	53	766	.3	2.1	37	153	.2	1.5	87	334	.4	2.1	79	264	.4	2.6
WPHT-AM																				
FA '99	23	367	.1	.4	6	185	.1	.2	4	15	.1	.2	3	31	.1	.1	8	32	.1	.3
4-Book	42	560	.2	.8	21	335	.1	.8	21	55	.1	.8	24	73	.1	.6	11	45	.1	.3
WPLY-FM																				
FA '99	188	2384	.9	3.6	65	1388	.3	2.7	49	267	.2	2.0	154	669	.7	3.9	92	443	.4	3.4
4-Book	160	2286	.8	2.9	72	1371	.3	2.9	53	252	.3	2.1	150	621	.7	3.6	97	420	.5	3.3
WSSJ-AM																				
FA '99	33	107	.2	.6	24	126	.1	1.0	15	35	.1	.6	30	56	.1	.8	53	74	.2	1.9
4-Book	23	131	.1	.4	21	111	.1	.8	17	40	.1	.7	40	64	.2	1.0	31	50	.2	1.1
WUSL-FM																				
FA '99	172	1876	.8	3.2	116	1371	.5	4.8	107	348	.5	4.3	168	539	.8	4.3	158	500	.7	5.8
4-Book	176	1868	.8	3.2	118	1357	.6	4.8	89	287	.4	3.5	177	532	.9	4.3	167	454	.8	5.6
WVDB-FM																				
FA '99	139	1590	.6	2.6	70	852	.3	2.9	72	213	.3	2.9	81	259	.4	2.1	17	57	.1	.6
4-Book	138	1388	.6	2.5	62	807	.3	2.5	61	197	.3	2.4	53	179	.3	1.3	23	83	.1	.8
WXTU-FM																				
FA '99	174	1529	.8	3.3	85	1016	.4	3.5	98	331	.5	3.9	165	548	.8	4.2	82	288	.4	3.0
4-Book	185	1609	.9	3.4	91	1074	.4	3.6	114	360	.6	4.5	172	556	.8	4.2	103	351	.5	3.5
WYSP-FM																				
FA '99	483	4074	2.3	9.1	174	2454	.8	7.1	159	464	.7	6.3	203	677	.9	5.2	117	400	.5	4.3
4-Book	485	4078	2.3	8.9	112	1725	.5	4.5	120	360	.6	4.7	178	616	.8	4.3	109	414	.5	3.7
WJBR-FM																				
FA '99	38	416	.2	.7	13	210	.1	.5	11	29	.1	.4	21	64	.1	.5	7	36	.1	.3
4-Book	40	436	.2	.7	14	215	.1	.5	9	35	.1	.4	24	83	.1	.6	21	62	.1	.7
WKXV-FM																				
FA '99	72	796	.3	1.4	16	324	.1	.7	13	67	.1	.5	31	130	.1	.8	28	102	.1	1.0
4-Book	74	853	.3	1.4	18	318	.1	.7	16	77	.1	.6	32	130	.2	.8	25	88	.1	.8
WLEV-FM																				
FA '99	28	204	.1	.5	3	79	.1	.1					6	27	.1	.2	2	9	.1	.1
4-Book	**	**	**	**	**	**	**	**	**	**	**	**	**	**	**	**	**	**	**	**
WNJO-FM																				
FA '99	26	487	.1	.5	17	262	.1	.7	12	40	.1	.5	23	84	.1	.6	38	151	.2	1.4
4-Book	51	602	.2	.9	25	353	.1	1.0	22	80	.1	.9	49	147	.2	1.2	37	141	.2	1.2
WPST-FM																				
FA '99	70	1605	.3	1.3	41	875	.2	1.7	37	169	.2	1.5	96	413	.4	2.5	63	234	.3	2.3
4-Book	75	1475	.4	1.4	36	806	.2	1.4	25	137	.1	1.0	76	350	.4	1.9	49	245	.2	1.7
WSTW-FM																				
FA '99	30	496	.1	.6	8	259	.1	.3	8	46	.1	.3	15	89	.1	.4	16	85	.1	.6
4-Book	**	**	**	**	**	**	**	**	**	**	**	**	**	**	**	**	**	**	**	**
TOTALS																				
FA '99	5293	20544	24.7		2441	16812	11.4		2511	7260	11.7		3908	10033	18.3		2720	7281	12.7	
4-Book	5465	20635	25.5		2495	17078	11.6		2541	7325	11.8		4140	10624	19.3		2953	7914	13.8	

** Station(s) not reported this survey.

* Listener estimates adjusted for reported broadcast schedule.

+ Station(s) changed call letters - see Page 13.

4-Book: Avg. of current and previous 3 surveys.
2-Book: Avg. of most recent 2 surveys.

Target Listener Estimates

Persons 25-54																				
Saturday 7PM-MID				Sunday 6AM-10AM				Sunday 10AM-3PM				Sunday 3PM-7PM				Sunday 7PM-MID				
AQH (00)	Cume (00)	AQH Rtg	AQH Shr	AQH (00)	Cume (00)	AQH Rtg	AQH Shr	AQH (00)	Cume (00)	AQH Rtg	AQH Shr	AQH (00)	Cume (00)	AQH Rtg	AQH Shr	AQH (00)	Cume (00)	AQH Rtg	AQH Shr	
KYW -AM																				
FA '99	41	274	.2	2.5	156	849	.7	8.3	95	534	.4	2.8	51	311	.2	2.4	46	327	.2	3.7
4-Book	50	321	.3	3.0	191	952	.9	10.0	104	592	.5	3.3	64	336	.3	2.9	49	353	.3	3.7
WBEB-FM																				
FA '99	61	309	.3	3.7	101	398	.5	5.4	191	633	.9	5.7	128	443	.6	6.0	38	179	.2	3.0
4-Book	80	372	.4	4.9	97	357	.5	5.1	195	660	.9	6.2	123	438	.6	5.6	60	241	.3	4.5
WDAS-AM																				
FA '99	5	17		.3	133	303	.6	7.1	109	316	.5	3.3	41	91	.2	1.9	25	37	.1	2.0
4-Book	9	23		.6	111	260	.5	5.9	94	261	.5	3.0	33	77	.2	1.5	21	36	.1	1.6
WDAS-FM																				
FA '99	227	517	1.1	14.0	140	451	.7	7.4	192	566	.9	5.7	137	324	.6	6.4	271	487	1.3	21.6
4-Book	196	510	.9	12.0	145	413	.7	7.7	206	588	1.0	6.6	196	444	.9	8.9	310	575	1.5	23.3
+WEJM-FM																				
FA '99	70	320	.3	4.3	50	210	.2	2.7	127	499	.6	3.8	78	261	.4	3.7	51	164	.2	4.1
4-Book	68	303	.3	4.1	39	177	.2	2.1	122	501	.6	3.9	109	384	.5	4.9	50	199	.2	3.7
+WEMG-AM																				
FA '99	12	39	.1	.7	34	64	.2	1.8	34	46	.2	1.0	8	26		.4	12	39	.1	1.0
4-Book	9	18	.1	.5	12	28	.1	.7	23	52	.1	.8	13	25		.6	5	20		.4
+WEMG-FM																				
FA '99	3	33		.2	3	20		.2	12	53	.1	.4	22	59	.1	1.0	10	49		.8
4-Book	**	**	**	**	**	**	**	**	**	**	**	**	**	**	**	**	**	**	**	**
WHAT-AM																				
FA '99	18	50	.1	1.1	56	126	.3	3.0	26	77	.1	.8	15	46	.1	.7	6	28		.5
4-Book	17	40	.1	1.0	39	94	.2	2.1	28	81	.1	.9	14	34	.1	.6	5	23		.4
W100-FM																				
FA '99	83	434	.4	5.1	42	225	.2	2.2	156	731	.7	4.7	120	435	.6	5.6	62	263	.3	4.9
4-Book	82	377	.4	5.0	41	213	.2	2.1	120	567	.6	3.8	106	427	.5	4.8	65	283	.3	4.8
WIP -AM																				
FA '99	31	132	.1	1.9	38	160	.2	2.0	88	331	.4	2.6	54	245	.3	2.5	60	199	.3	4.8
4-Book	27	132	.1	1.6	44	170	.2	2.3	68	288	.3	2.2	61	218	.3	2.8	43	188	.2	3.3
WJJZ-FM																				
FA '99	113	360	.5	6.9	55	218	.3	2.9	121	412	.6	3.6	97	318	.5	4.6	88	253	.4	7.0
4-Book	122	404	.6	7.4	83	269	.4	4.4	145	438	.7	4.7	111	318	.5	5.1	79	249	.4	5.9
+WLCE-FM																				
WYXR-FM																				
FA '99	59	289	.3	3.6	45	254	.2	2.4	107	424	.5	3.2	49	190	.2	2.3	21	96	.1	1.7
4-Book	59	235	.3	3.6	44	204	.2	2.3	107	437	.5	3.4	71	283	.3	3.2	42	157	.2	3.1
WMGK-FM																				
FA '99	57	256	.3	3.5	62	243	.3	3.3	142	577	.7	4.3	119	452	.6	5.6	41	179	.2	3.3
4-Book	60	304	.3	3.7	53	239	.3	2.8	162	651	.8	5.2	120	425	.6	5.5	46	192	.2	3.4
WMMR-FM																				
FA '99	30	231	.1	1.8	35	230	.2	1.9	72	372	.3	2.2	65	327	.3	3.1	25	184	.1	2.0
4-Book	46	262	.2	2.8	48	225	.2	2.5	109	470	.5	3.5	87	367	.4	4.0	34	178	.2	2.6
WNAP-AM																				
FA '99					* 23	27	.1	1.2	8	27		.2	* 13	17	.1	.6				
4-Book	**	**	**	**	15	25	.1	.8	11	35	.1	.3	9	16		.4	**	**	**	**
WUGL-FM																				
FA '99	102	365	.5	6.3	85	299	.4	4.5	132	472	.6	4.0	129	380	.6	6.1	122	299	.6	9.7
4-Book	104	416	.5	6.4	118	365	.6	6.2	138	534	.6	4.4	137	425	.7	6.3	97	306	.5	7.3
WPEN-AM																				
FA '99	13	46	.1	.8	12	41	.1	.6	54	138	.3	1.6	23	55	.1	1.1	11	37	.1	.9
4-Book	10	37		.6	8	31		.4	32	90	.2	1.0	12	38	.1	.6	7	26		.5

** Station(s) not reported this survey.

* Listener estimates adjusted for reported broadcast schedule.

+ Station(s) changed call letters - see Page 13.

4-Book: Avg. of current and previous 3 surveys.
2-Book: Avg. of most recent 2 surveys.

Target Listener Estimates

Persons 25-54

Target Listener Estimates - Persons 25-54

	Saturday 7PM-MID				Sunday 6AM-10AM				Sunday 10AM-3PM				Sunday 3PM-7PM				Sunday 7PM-MID			
	AQH (00)	Cume (00)	AQH Rtg	AQH Shr	AQH (00)	Cume (00)	AQH Rtg	AQH Shr	AQH (00)	Cume (00)	AQH Rtg	AQH Shr	AQH (00)	Cume (00)	AQH Rtg	AQH Shr	AQH (00)	Cume (00)	AQH Rtg	AQH Shr
WPHI-FM																				
FA '99	76	224	.4	4.7	35	126	.2	1.9	58	244	.3	1.7	24	107	.1	1.1	21	76	.1	1.7
4-Book	59	208	.3	3.7	32	104	.2	1.7	61	215	.3	1.9	42	143	.2	1.9	25	84	.1	1.9
WPHT-AM																				
FA '99	2	15	.1	.1	19	57	.1	1.0	9	25	.3	.3	3	18	.1	.1	3	15	.2	.2
4-Book	11	48	.1	.7	31	92	.2	1.6	24	96	.1	.8	18	72	.1	.8	24	66	.1	1.7
WPLY-FM																				
FA '99	51	289	.2	3.1	24	161	.1	1.3	71	345	.3	2.1	47	260	.2	2.2	23	141	.1	1.8
4-Book	45	226	.2	2.7	36	176	.2	1.9	88	435	.4	2.8	68	321	.3	3.1	29	174	.1	2.2
WSSJ-AM																				
FA '99	38	68	.2	2.3	16	30	.1	.9	24	48	.1	.7	9	18	.4	.4	8	23	.6	.6
4-Book	17	33	.1	1.0	14	29	.1	.7	23	39	.1	.7	18	33	.1	.8	6	17	.5	.5
WUSL-FM																				
FA '99	105	293	.5	6.5	122	380	.6	6.5	153	525	.7	4.6	83	271	.4	3.9	33	133	.2	2.6
4-Book	129	344	.6	7.9	120	359	.6	6.4	133	477	.6	4.2	75	239	.4	3.4	50	159	.3	3.7
WVDB-FM																				
FA '99	15	61	.1	.9	86	313	.4	4.6	246	462	1.1	7.4	13	62	.1	.6	12	42	.1	1.0
4-Book	29	100	.2	1.8	64	261	.3	3.4	217	451	1.0	6.9	17	65	.1	.8	17	69	.1	1.3
WXTU-FM																				
FA '99	23	154	.1	1.4	66	238	.3	3.5	128	406	.6	3.8	77	261	.4	3.6	35	107	.2	2.8
4-Book	37	165	.2	2.2	75	243	.4	3.9	121	382	.6	3.9	78	264	.4	3.6	28	114	.2	2.1
WYSP-FM																				
FA '99	45	236	.2	2.8	72	205	.3	3.8	417	1342	1.9	12.5	339	1180	1.6	15.9	35	182	.2	2.8
4-Book	52	225	.3	3.2	45	144	.2	2.4	205	695	1.0	6.4	157	568	.7	7.2	28	147	.2	2.1
WJBR-FM																				
FA '99	26	59	.1	1.6	12	33	.1	.6	15	50	.1	.4	3	16	.1	.1	4	18	.3	.3
4-Book	15	51	.1	.9	6	31	.1	.3	15	62	.1	.5	8	36	.3	.3	10	35	.7	.7
WKXV-FM																				
FA '99	8	55	.5	.5	15	41	.1	.8	23	60	.1	.7	12	42	.1	.6	1	9	.1	.1
4-Book	9	51	.5	.5	12	48	.1	.6	25	91	.1	.8	17	58	.1	.8	6	21	.4	.4
WLEV-FM																				
FA '99	3	18	.2	.2	3	18	.2	.2	2	18	.1	.1	2	9	.1	.1	4	17	.3	.3
4-Book	**	**	**	**	**	**	**	**	**	**	**	**	**	**	**	**	**	**	**	**
WNJO-FM																				
FA '99	9	74	.6	.6	11	31	.1	.6	21	100	.1	.6	19	69	.1	.9	3	22	.2	.2
4-Book	12	73	.1	.8	15	60	.1	.8	34	117	.2	1.1	28	100	.1	1.3	4	35	.3	.3
WPST-FM																				
FA '99	26	121	.1	1.6	34	153	.2	1.8	42	256	.2	1.3	21	111	.1	1.0	9	45	.7	.7
4-Book	23	117	.1	1.4	19	102	.1	1.0	43	238	.2	1.4	36	167	.2	1.6	10	64	.7	.7
VSTW-FM																				
FA '99	5	31	.3	.3	2	18	.1	.1	7	61	.2	.2	5	25	.2	.2	7	18	.6	.6
4-Book	**	**	**	**	**	**	**	**	**	**	**	**	**	**	**	**	**	**	**	**
TOTALS																				
FA '99	1627	5081	7.6		1881	5897	8.8		3341	9058	15.6		2130	6041	10.0		1256	3779	5.9	
4-Book	1637	5280	7.6		1899	5874	8.9		3136	8749	14.6		2207	6060	10.3		1337	4015	6.2	

** Station(s) not reported this survey.

* Listener estimates adjusted for reported broadcast schedule.

+ Station(s) changed call letters - see Page 13.

4-Book: Avg. of current and previous 3 surveys.
2-Book: Avg. of most recent 2 surveys.

Target Listener Trends

Persons 35-64																				
Monday-Sunday 6AM-MID				Monday-Friday 6AM-10AM				Monday-Friday 10AM-3PM				Monday-Friday 3PM-7PM				Monday-Friday 7PM-MID				
AQH (00)	Cume (00)	AQH Rtg	AQH Shr	AQH (00)	Cume (00)	AQH Rtg	AQH Shr	AQH (00)	Cume (00)	AQH Rtg	AQH Shr	AQH (00)	Cume (00)	AQH Rtg	AQH Shr	AQH (00)	Cume (00)	AQH Rtg	AQH Shr	
KYW -AM																				
FA '99	225	6193	1.2	6.9	588	4255	3.1	11.2	198	2377	1.0	4.4	244	2853	1.3	6.2	85	1347	.4	6.6
SU '99	274	6734	1.4	8.3	670	4796	3.5	13.3	251	2719	1.3	5.2	326	3387	1.7	8.2	94	1491	.5	7.2
SP '99	220	6140	1.2	6.5	597	4620	3.2	11.4	179	2228	.9	3.6	261	3134	1.4	6.5	66	1162	.3	4.8
WI '99	283	6979	1.5	8.3	746	4986	3.9	13.7	235	2814	1.2	4.6	294	3480	1.6	7.4	85	1453	.4	6.6
4-Book	251	6512	1.3	7.5	650	4664	3.4	12.4	216	2535	1.1	4.5	281	3214	1.5	7.1	83	1363	.4	6.3
FA '98	250	6054	1.3	7.3	599	4295	3.2	11.5	227	2231	1.2	4.6	302	3178	1.6	7.5	82	1351	.4	6.1
WBEB-FM																				
FA '99	292	3758	1.5	9.0	394	2076	2.1	7.5	565	2023	3.0	12.6	376	2288	2.0	9.5	99	1138	.5	7.7
SU '99	252	3415	1.3	7.6	344	1832	1.8	6.8	481	1996	2.5	10.1	314	1971	1.7	7.9	92	1090	.5	7.1
SP '99	306	3911	1.6	9.0	424	2358	2.2	8.1	592	2192	3.1	12.0	354	2285	1.9	8.9	95	1101	.5	7.0
WI '99	296	3967	1.6	8.7	393	2177	2.1	7.2	532	2152	2.8	10.5	349	2291	1.8	8.8	121	1215	.6	9.4
4-Book	287	3763	1.5	8.6	389	2111	2.1	7.4	543	2091	2.9	11.3	348	2209	1.9	8.8	102	1136	.5	7.8
FA '98	263	3496	1.4	7.7	360	2022	1.9	6.9	507	1939	2.7	10.3	305	2029	1.6	7.6	86	976	.5	6.4
WDAS-AM																				
FA '99	40	687	.2	1.2	78	364	.4	1.5	25	195	.1	.6	30	202	.2	.8	12	113	.1	.9
SU '99	43	600	.2	1.3	72	325	.4	1.4	45	251	.2	.9	39	232	.2	1.0	18	185	.1	1.4
SP '99	46	656	.2	1.4	78	324	.4	1.5	36	190	.2	.7	29	204	.2	.7	17	109	.1	1.2
WI '99	45	531	.2	1.3	76	268	.4	1.4	47	254	.2	.9	35	182	.2	.9	12	95	.1	.9
4-Book	44	619	.2	1.3	76	320	.4	1.5	38	223	.2	.8	33	205	.2	.9	15	126	.1	1.1
FA '98	39	516	.2	1.1	65	262	.3	1.2	36	213	.2	.7	30	201	.2	.7	8	67	.1	.6
WDAS-FM																				
FA '99	220	2355	1.1	6.8	354	1496	1.8	6.8	234	1045	1.2	5.2	260	1256	1.4	6.6	130	851	.7	10.1
SU '99	223	2328	1.2	6.8	353	1459	1.9	7.0	252	1125	1.3	5.3	232	1199	1.2	5.9	130	890	.7	10.0
SP '99	245	2397	1.3	7.2	357	1564	1.9	6.8	281	1248	1.5	5.7	276	1404	1.5	6.9	175	1015	.9	12.8
WI '99	255	2260	1.3	7.5	389	1407	2.1	7.2	337	1262	1.8	6.7	260	1373	1.4	6.5	139	856	.7	10.8
4-Book	236	2335	1.2	7.1	363	1482	1.9	7.0	276	1170	1.5	5.7	257	1308	1.4	6.5	144	903	.8	10.9
FA '98	224	2129	1.2	6.6	311	1326	1.6	6.0	259	1082	1.4	5.3	251	1277	1.3	6.3	145	870	.8	10.8
+WEJM-FM																				
FA '99	131	2355	.7	4.0	169	1226	.9	3.2	195	1207	1.0	4.3	181	1424	.9	4.6	67	692	.4	5.2
SU '99	143	2509	.8	4.3	136	1140	.7	2.7	200	1270	1.1	4.2	195	1569	1.0	4.9	96	737	.5	7.4
SP '99	67	1453	.4	2.0	92	715	.5	1.8	89	606	.5	1.8	82	813	.4	2.1	38	392	.2	2.8
WI '99	37	1212	.2	1.1	53	547	.3	1.0	61	552	.3	1.2	53	705	.3	1.3	9	264	.1	.7
4-Book	95	1882	.5	2.9	113	907	.6	2.2	136	909	.7	2.9	128	1128	.7	3.2	53	521	.3	4.0
FA '98	35	979	.2	1.0	45	476	.2	.9	45	373	.2	.9	57	584	.3	1.4	20	268	.1	1.5
+WEMG-AM																				
FA '99	7	87	.1	.2	11	70	.1	.2	5	33	.1	.1	9	38	.1	.2	5	30	.1	.4
SU '99	15	142	.1	.5	17	82	.1	.3	24	51	.1	.5	17	53	.1	.4	10	51	.1	.8
SP '99	29	239	.2	.9	49	180	.3	.9	39	142	.2	.8	36	205	.2	.9	11	89	.1	.8
WI '99	9	77	.1	.3	12	33	.1	.2	10	42	.1	.2	11	56	.1	.3	5	37	.1	.4
4-Book	15	136	.1	.5	22	91	.2	.4	20	67	.1	.4	18	88	.1	.5	8	52	.1	.6
FA '98	18	145	.1	.5	21	121	.1	.4	29	76	.2	.6	18	93	.1	.4	5	17	.1	.4
+WEMG-FM																				
FA '99	7	160	.1	.2	12	84	.1	.2	7	88	.1	.2	9	86	.1	.2	6	76	.1	.5
SU '99	10	213	.1	.3	16	117	.1	.3	10	91	.1	.2	13	97	.1	.3	5	54	.1	.4
SP '99	**	**	**	**	**	**	**	**	**	**	**	**	**	**	**	**	**	**	**	**
WI '99	12	366	.1	.4	11	84	.1	.2	20	187	.1	.4	16	203	.1	.4	2	56	.1	.2
4-Book	**	**	**	**	**	**	**	**	**	**	**	**	**	**	**	**	**	**	**	**
FA '98	13	283	.1	.4	17	103	.1	.3	9	103	.1	.3	20	162	.1	.5	4	107	.1	.3
WHAT-AM																				
FA '99	35	417	.2	1.1	59	186	.3	1.1	51	205	.3	1.1	28	140	.1	.7	16	77	.1	1.2
SU '99	35	446	.2	1.1	49	189	.3	1.0	46	198	.2	1.0	35	149	.2	.9	25	99	.1	1.9
SP '99	33	305	.2	1.0	55	195	.3	1.0	28	159	.1	.6	38	137	.2	1.0	18	51	.1	1.3
WI '99	45	518	.2	1.3	57	261	.3	1.1	61	297	.3	1.2	53	228	.3	1.3	20	112	.1	1.6
4-Book	37	422	.2	1.1	55	208	.3	1.1	47	215	.2	1.0	39	164	.2	1.0	20	85	.1	1.5
FA '98	28	395	.1	.8	39	189	.2	.7	36	159	.2	.7	26	125	.1	.6	10	61	.1	.7

** Station(s) not reported this survey.

* Listener estimates adjusted for reported broadcast schedule.

+ Station(s) changed call letters - see Page 13.

4-Book: Avg. of current and previous 3 surveys.
2-Book: Avg. of most recent 2 surveys.

Target Listener Trends

Persons 35-64																				
Monday-Sunday 6AM-MID				Monday-Friday 6AM-10AM				Monday-Friday 10AM-3PM				Monday-Friday 3PM-7PM				Monday-Friday 7PM-MID				
AQH (00)	Cume (00)	AQH Rtg	AQH Shr	AQH (00)	Cume (00)	AQH Rtg	AQH Shr	AQH (00)	Cume (00)	AQH Rtg	AQH Shr	AQH (00)	Cume (00)	AQH Rtg	AQH Shr	AQH (00)	Cume (00)	AQH Rtg	AQH Shr	
WIOQ-FM																				
FA '99	84	2092	.4	2.6	117	974	.6	2.2	114	946	.6	2.5	99	1076	.5	2.5	40	704	.2	3.1
SU '99	63	1719	.3	1.9	64	631	.3	1.3	101	874	.5	2.1	73	807	.4	1.8	27	474	.1	2.1
SP '99	79	2047	.4	2.3	103	957	.5	2.0	107	889	.6	2.2	99	1143	.5	2.5	34	509	.2	2.5
WI '99	70	1795	.4	2.1	102	772	.5	1.9	127	884	.7	2.5	83	832	.4	2.1	18	433	.1	1.4
4-Book	74	1913	.4	2.2	97	834	.5	1.9	112	898	.6	2.3	89	965	.5	2.2	30	530	.2	2.3
FA '98	95	1773	.5	2.8	145	787	.8	2.8	172	851	.9	3.5	119	952	.6	3.0	25	413	.1	1.9
WIP -AM																				
FA '99	109	2123	.6	3.4	217	1254	1.1	4.1	142	985	.7	3.2	157	1151	.8	4.0	33	552	.2	2.6
SU '99	97	1988	.5	2.9	210	1264	1.1	4.2	132	919	.7	2.8	135	1169	.7	3.4	25	430	.1	1.9
SP '99	122	2269	.6	3.6	243	1306	1.3	4.6	155	1012	.8	3.2	159	1355	.8	4.0	63	640	.3	4.6
WI '99	147	2517	.8	4.3	271	1365	1.4	5.0	191	1214	1.0	3.8	201	1429	1.1	5.1	58	754	.3	4.5
4-Book	119	2224	.6	3.6	235	1297	1.2	4.5	155	1033	.8	3.3	163	1276	.9	4.1	45	594	.2	3.4
FA '98	119	2125	.6	3.5	245	1320	1.3	4.7	160	894	.8	3.2	158	1250	.8	3.9	45	656	.2	3.3
WJZJ-FM																				
FA '99	203	2665	1.1	6.2	205	1160	1.1	3.9	310	1275	1.6	6.9	274	1546	1.4	6.9	119	1062	.6	9.3
SU '99	207	2568	1.1	6.3	218	1118	1.2	4.3	383	1359	2.0	8.0	269	1531	1.4	6.8	108	983	.6	8.3
SP '99	272	3157	1.4	8.0	309	1574	1.6	5.9	449	1707	2.4	9.1	345	1921	1.8	8.6	120	978	.6	8.8
WI '99	239	2926	1.3	7.0	258	1417	1.4	4.8	398	1540	2.1	7.9	326	1811	1.7	8.2	106	941	.6	8.2
4-Book	230	2829	1.2	6.9	248	1317	1.3	4.7	385	1470	2.0	8.0	304	1702	1.6	7.6	113	991	.6	8.7
FA '98	200	2879	1.1	5.9	199	1263	1.1	3.8	335	1467	1.8	6.8	281	1740	1.5	7.0	81	891	.4	6.0
+WLCE-FM																				
WYXR-FM																				
FA '99	81	1868	.4	2.5	137	969	.7	2.6	134	832	.7	3.0	95	1020	.5	2.4	22	394	.1	1.7
SU '99	67	1877	.4	2.0	100	958	.5	2.0	107	930	.6	2.2	88	939	.5	2.2	18	431	.1	1.4
SP '99	87	1650	.5	2.6	133	894	.7	2.5	165	723	.9	3.4	109	952	.6	2.7	17	341	.1	1.2
WI '99	96	1896	.5	2.8	173	1074	.9	3.2	168	912	.9	3.3	110	979	.6	2.8	22	417	.1	1.7
4-Book	83	1823	.5	2.5	136	974	.7	2.6	144	849	.8	3.0	101	973	.6	2.5	20	396	.1	1.5
FA '98	100	1856	.5	2.9	150	1027	.8	2.9	154	835	.8	3.1	110	963	.6	2.7	40	449	.2	3.0
WMGK-FM																				
FA '99	150	2653	.8	4.6	181	1220	.9	3.5	253	1310	1.3	5.6	207	1543	1.1	5.2	51	601	.3	4.0
SU '99	136	2535	.7	4.1	164	1201	.9	3.3	229	1267	1.2	4.8	169	1367	.9	4.3	55	616	.3	4.2
SP '99	160	2605	.8	4.7	199	1238	1.1	3.8	298	1287	1.6	6.1	196	1449	1.0	4.9	43	801	.2	3.2
WI '99	150	2526	.8	4.4	173	1234	.9	3.2	283	1402	1.5	5.6	189	1577	1.0	4.8	36	656	.2	2.8
4-Book	149	2580	.8	4.5	179	1223	1.0	3.5	266	1317	1.4	5.5	190	1484	1.0	4.8	46	669	.3	3.6
FA '98	152	2585	.8	4.5	185	1230	1.0	3.6	283	1340	1.5	5.7	203	1609	1.1	5.1	50	725	.3	3.7
WMMR-FM																				
FA '99	98	1860	.5	3.0	153	918	.8	2.9	164	969	.9	3.7	138	1035	.7	3.5	27	454	.1	2.1
SU '99	131	2235	.7	4.0	191	1124	1.0	3.8	231	1138	1.2	4.8	152	1221	.8	3.8	32	620	.2	2.5
SP '99	122	1939	.6	3.6	174	977	.9	3.3	240	980	1.3	4.9	144	1130	.8	3.6	34	431	.2	2.5
WI '99	107	1813	.6	3.1	175	897	.9	3.2	177	887	.9	3.5	125	1030	.7	3.1	33	361	.2	2.6
4-Book	115	1962	.6	3.4	173	979	.9	3.3	203	994	1.1	4.2	140	1104	.8	3.5	32	467	.2	2.4
FA '98	109	2097	.6	3.2	172	1087	.9	3.3	181	955	1.0	3.7	135	1277	.7	3.4	34	495	.2	2.5
WNAP-AM																				
FA '99	* 20	149	.1	.6	* 27	90	.1	.5	18	72	.1	.4	* 20	73	.1	.5	**	**	**	**
SU '99	14	116	.1	.4	7	53	.1	.1	18	76	.1	.4	12	68	.1	.3	**	**	**	**
SP '99	14	153	.1	.4	11	79	.1	.2	10	65	.1	.2	20	79	.1	.5	**	**	**	**
WI '99	18	157	.1	.5	14	66	.1	.3	24	121	.1	.5	19	74	.1	.5	**	**	**	**
4-Book	17	144	.1	.5	15	72	.1	.3	18	84	.1	.4	18	74	.1	.5	**	**	**	**
FA '98	**	**	**	**	**	**	**	**	**	**	**	**	**	**	**	**	**	**	**	**
WVGL-FM																				
FA '99	219	3961	1.1	6.7	273	1988	1.4	5.2	310	1897	1.6	6.9	283	2356	1.5	7.2	98	1021	.5	7.6
SU '99	202	3828	1.1	6.1	260	1723	1.4	5.2	284	1749	1.5	5.9	244	2018	1.3	6.2	78	1119	.4	6.0
SP '99	232	4241	1.2	6.8	279	1948	1.5	5.3	361	2078	1.9	7.3	271	2328	1.4	6.8	72	1122	.4	5.3
WI '99	248	4050	1.3	7.3	308	2018	1.6	5.7	366	1834	1.9	7.2	296	2214	1.6	7.5	96	979	.5	7.5
4-Book	225	4020	1.2	6.7	280	1919	1.5	5.4	330	1890	1.7	6.8	274	2229	1.5	6.9	86	1060	.5	6.6
FA '98	286	4299	1.5	8.4	345	2109	1.8	6.6	443	2186	2.3	9.0	302	2422	1.6	7.5	116	1289	.6	8.6

Target Listener Trends - Persons 35-64

** Station(s) not reported this survey.
 * Listener estimates adjusted for reported broadcast schedule.
 + Station(s) changed call letters - see Page 13.
 4-Book: Avg. of current and previous 3 surveys.
 2-Book: Avg. of most recent 2 surveys.

Target Listener Trends

Persons 35-64

	Monday-Sunday 6AM-MID				Monday-Friday 6AM-10AM				Monday-Friday 10AM-3PM				Monday-Friday 3PM-7PM				Monday-Friday 7PM-MID			
	AQH	Cume	AQH	AQH	AQH	Cume	AQH	AQH	AQH	Cume	AQH	AQH	AQH	Cume	AQH	AQH	AQH	Cume	AQH	AQH
	(00)	(00)	Rtg	Shr	(00)	(00)	Rtg	Shr	(00)	(00)	Rtg	Shr	(00)	(00)	Rtg	Shr	(00)	(00)	Rtg	Shr
WPEN-AM																				
FA '99	78	1006	.4	2.4	122	471	.6	2.3	118	542	.6	2.6	92	498	.5	2.3	26	248	.1	2.0
SU '99	81	938	.4	2.5	130	494	.7	2.6	124	477	.7	2.6	103	552	.5	2.6	26	255	.1	2.0
SP '99	47	871	.2	1.4	63	404	.3	1.2	76	409	.4	1.5	44	322	.2	1.1	21	153	.1	1.5
WI '99	71	873	.4	2.1	107	472	.6	2.0	120	489	.6	2.4	85	467	.4	2.1	21	180	.1	1.6
4-Book	69	922	.4	2.1	106	460	.6	2.0	110	479	.6	2.3	81	460	.4	2.0	24	209	.1	1.8
FA '98	71	853	.4	2.1	104	455	.5	2.0	114	486	.6	2.3	73	413	.4	1.8	23	166	.1	1.7
WPHI-FM																				
FA '99	21	608	.1	.6	29	302	.2	.6	26	210	.1	.6	22	217	.1	.6	9	163	.1	.7
SU '99	24	598	.1	.7	23	164	.1	.5	34	211	.2	.7	27	278	.1	.7	10	156	.1	.8
SP '99	21	674	.1	.6	22	265	.1	.4	21	242	.1	.4	29	301	.2	.7	17	165	.1	1.2
WI '99	27	622	.1	.8	34	228	.2	.6	36	215	.2	.7	35	303	.2	.9	24	185	.1	1.9
4-Book	23	626	.1	.7	27	240	.2	.5	29	220	.2	.6	28	275	.2	.7	15	167	.1	1.2
FA '98	31	628	.2	.9	33	230	.2	.6	40	271	.2	.8	38	356	.2	.9	26	210	.1	1.9
WPHT-AM																				
FA '99	33	912	.2	1.0	56	359	.3	1.1	36	237	.2	.8	57	354	.3	1.4	16	217	.1	1.2
SU '99	67	1373	.4	2.0	137	517	.7	2.7	53	314	.3	1.1	66	443	.3	1.7	49	559	.3	3.8
SP '99	50	1060	.3	1.5	86	356	.5	1.6	41	256	.2	.8	69	445	.4	1.7	49	384	.3	3.6
WI '99	45	1049	.2	1.3	88	474	.5	1.6	54	412	.3	1.1	57	395	.3	1.4	25	154	.1	1.9
4-Book	49	1099	.3	1.5	92	427	.5	1.8	46	305	.3	1.0	62	409	.3	1.6	35	329	.2	2.6
FA '98	47	890	.2	1.4	88	378	.5	1.7	59	294	.3	1.2	53	352	.3	1.3	12	147	.1	.9
WPLY-FM																				
FA '99	45	1427	.2	1.4	61	627	.3	1.2	68	629	.4	1.5	64	818	.3	1.6	15	389	.1	1.2
SU '99	47	1214	.2	1.4	73	559	.4	1.5	67	510	.4	1.4	64	651	.3	1.6	17	356	.1	1.3
SP '99	44	1218	.2	1.3	45	459	.2	.9	60	479	.3	1.2	67	782	.4	1.7	21	278	.1	1.5
WI '99	38	919	.2	1.1	54	407	.3	1.0	61	345	.3	1.2	57	587	.3	1.4	6	180	.1	.5
4-Book	44	1195	.2	1.3	58	513	.3	1.2	64	491	.4	1.3	63	710	.3	1.6	15	301	.1	1.1
FA '98	31	998	.2	.9	41	438	.2	.8	35	328	.2	.7	44	483	.2	1.1	14	236	.1	1.0
WSSJ-AM																				
FA '99	21	97	.1	.6	25	63	.1	.5	30	48	.2	.7	28	56	.1	.7	6	56	.1	.5
SU '99	23	130	.1	.7	36	102	.2	.7	24	87	.1	.5	28	68	.1	.7	14	70	.1	1.1
SP '99	20	142	.1	.6	15	71	.1	.3	22	101	.1	.4	24	89	.1	.6	12	74	.1	.9
WI '99	16	101	.1	.5	10	48	.1	.2	21	55	.1	.4	20	56	.1	.5	1	23	.1	.1
4-Book	20	118	.1	.6	22	71	.1	.4	24	73	.1	.5	25	67	.1	.6	8	56	.1	.7
FA '98	**	**	**	**	**	**	**	**	**	**	**	**	**	**	**	**	**	**	**	**
WUSL-FM																				
FA '99	56	1187	.3	1.7	90	464	.5	1.7	59	466	.3	1.3	58	549	.3	1.5	32	332	.2	2.5
SU '99	63	1244	.3	1.9	69	458	.4	1.4	75	527	.4	1.6	76	573	.4	1.9	27	237	.1	2.1
SP '99	52	1112	.3	1.5	59	450	.3	1.1	65	471	.3	1.3	62	540	.3	1.6	35	319	.2	2.6
WI '99	71	1239	.4	2.1	75	480	.4	1.4	79	504	.4	1.6	81	549	.4	2.0	62	342	.3	4.8
4-Book	61	1196	.3	1.8	73	463	.4	1.4	70	492	.4	1.5	69	553	.4	1.8	39	308	.2	3.0
FA '98	72	1352	.4	2.1	86	514	.5	1.7	88	589	.5	1.8	83	576	.4	2.1	47	399	.2	3.5
WVDB-FM																				
FA '99	137	2222	.7	4.2	154	948	.8	2.9	215	1050	1.1	4.8	174	1089	.9	4.4	54	626	.3	4.2
SU '99	115	2158	.6	3.5	121	839	.6	2.4	212	1117	1.1	4.4	142	829	.7	3.6	41	441	.2	3.1
SP '99	118	2026	.6	3.5	147	833	.8	2.8	196	1035	1.0	4.0	84	771	.4	2.1	68	519	.4	5.0
WI '99	152	2193	.8	4.5	185	1007	1.0	3.4	300	1285	1.6	5.9	131	861	.7	3.3	79	560	.4	6.1
4-Book	131	2150	.7	3.9	152	907	.8	2.9	231	1122	1.2	4.8	133	888	.7	3.4	61	537	.3	4.6
FA '98	149	2323	.8	4.4	181	1107	1.0	3.5	271	1196	1.4	5.5	125	981	.7	3.1	79	585	.4	5.9
WXTU-FM																				
FA '99	123	1747	.6	3.8	182	1018	1.0	3.5	163	806	.9	3.6	164	1070	.9	4.1	47	540	.2	3.7
SU '99	135	1907	.7	4.1	205	1092	1.1	4.1	186	1024	1.0	3.9	164	1188	.9	4.1	34	560	.2	2.6
SP '99	139	1985	.7	4.1	221	1231	1.2	4.2	194	988	1.0	3.9	181	1290	1.0	4.5	44	648	.2	3.2
WI '99	133	1846	.7	3.9	185	1046	1.0	3.4	190	927	1.0	3.7	171	1101	.9	4.3	51	626	.3	4.0
4-Book	133	1871	.7	4.0	198	1097	1.1	3.8	183	936	1.0	3.8	170	1162	.9	4.3	44	594	.2	3.4
FA '98	180	2141	1.0	5.3	278	1384	1.5	5.3	240	1122	1.3	4.9	214	1502	1.1	5.3	68	610	.4	5.1

** Station(s) not reported this survey.

* Listener estimates adjusted for reported broadcast schedule.

+ Station(s) changed call letters - see Page 13.

4-Book: Avg. of current and previous 3 surveys.
2-Book: Avg. of most recent 2 surveys.

Target Listener Trends

Persons 35-64

Target Listener Trends - Persons 35-64

	Monday-Sunday 6AM-MID				Monday-Friday 6AM-10AM				Monday-Friday 10AM-3PM				Monday-Friday 3PM-7PM				Monday-Friday 7PM-MID			
	AQH (00)	Cume (00)	AQH Rtg	AQH Shr	AQH (00)	Cume (00)	AQH Rtg	AQH Shr	AQH (00)	Cume (00)	AQH Rtg	AQH Shr	AQH (00)	Cume (00)	AQH Rtg	AQH Shr	AQH (00)	Cume (00)	AQH Rtg	AQH Shr
	WYSP-FM																			
FA '99	182	3409	1.0	5.6	600	2030	3.1	11.4	191	1230	1.0	4.3	84	800	.4	2.1	23	389	.1	1.8
SU '99	126	2580	.7	3.8	430	1622	2.3	8.6	147	996	.8	3.1	72	804	.4	1.8	17	358	.1	1.3
SP '99	129	2258	.7	3.8	436	1626	2.3	8.3	158	952	.8	3.2	94	778	.5	2.4	17	274	.1	1.2
WI '99	124	2201	.7	3.6	508	1589	2.7	9.4	142	1041	.7	2.8	51	680	.3	1.3	7	182	.1	.5
4-Book	140	2612	.8	4.2	494	1717	2.6	9.4	160	1055	.8	3.4	75	766	.4	1.9	16	301	.1	1.2
FA '98	136	2834	.7	4.0	430	1705	2.3	8.3	131	1053	.7	2.7	76	680	.4	1.9	30	290	.2	2.2
WJBR-FM																				
FA '99	28	459	.1	.9	29	207	.2	.6	48	221	.3	1.1	46	235	.2	1.2	17	163	.1	1.3
SU '99	27	501	.1	.8	35	177	.2	.7	40	207	.2	.8	31	256	.2	.8	17	215	.1	1.3
SP '99	26	446	.1	.8	38	199	.2	.7	53	272	.3	1.1	19	215	.1	.5	6	71	.1	.4
WI '99	24	466	.1	.7	38	212	.2	.7	47	194	.2	.9	29	237	.2	.7	8	119	.1	.6
4-Book	26	468	.1	.8	35	199	.2	.7	47	224	.3	1.0	31	236	.2	.8	12	142	.1	.9
FA '98	29	479	.2	.8	35	222	.2	.7	60	251	.3	1.2	39	311	.2	1.0	6	150	.1	.4
WKXV-FM																				
FA '99	43	906	.2	1.3	67	510	.4	1.3	85	437	.4	1.9	59	435	.3	1.5	9	152	.1	.7
SU '99	49	1077	.3	1.5	64	472	.3	1.3	83	529	.4	1.7	75	622	.4	1.9	23	272	.1	1.8
SP '99	50	955	.3	1.5	68	500	.4	1.3	75	402	.4	1.5	68	485	.4	1.7	17	216	.1	1.2
WI '99	47	797	.2	1.4	83	488	.4	1.5	83	394	.4	1.6	67	506	.4	1.7	11	200	.1	.9
4-Book	47	934	.3	1.4	71	493	.4	1.4	82	441	.4	1.7	67	512	.4	1.7	15	210	.1	1.2
FA '98	42	925	.2	1.2	65	438	.3	1.2	71	427	.4	1.4	63	517	.3	1.6	16	244	.1	1.2
WLEV-FM																				
FA '99	17	234	.1	.5	35	147	.2	.7	41	112	.2	.9	13	103	.1	.3	4	61	.1	.3
SU '99	**	**	**	**	**	**	**	**	**	**	**	**	**	**	**	**	**	**	**	**
SP '99	24	292	.1	.7	32	143	.2	.6	40	121	.2	.8	30	173	.2	.8	7	117	.1	.5
WI '99	**	**	**	**	**	**	**	**	**	**	**	**	**	**	**	**	**	**	**	**
4-Book	**	**	**	**	**	**	**	**	**	**	**	**	**	**	**	**	**	**	**	**
FA '98	**	**	**	**	**	**	**	**	**	**	**	**	**	**	**	**	**	**	**	**
WNJO-FM																				
FA '99	28	783	.1	.9	33	358	.2	.6	40	321	.2	.9	32	355	.2	.8	11	236	.1	.9
SU '99	54	967	.3	1.6	67	511	.4	1.3	108	516	.6	2.3	59	539	.3	1.5	14	239	.1	1.1
SP '99	40	788	.2	1.2	41	325	.2	.8	76	394	.4	1.5	66	483	.3	1.7	9	165	.1	.7
WI '99	43	744	.2	1.3	42	326	.2	.8	76	343	.4	1.5	56	410	.3	1.4	16	210	.1	1.2
4-Book	41	821	.2	1.3	46	380	.3	.9	75	394	.4	1.6	53	447	.3	1.4	13	213	.1	1.0
FA '98	36	756	.2	1.1	40	358	.2	.8	75	363	.4	1.5	40	389	.2	1.0	9	172	.1	.7
WPST-FM																				
FA '99	29	1057	.2	.9	41	426	.2	.8	28	395	.1	.6	41	568	.2	1.0	16	268	.1	1.2
SU '99	42	987	.2	1.3	42	473	.2	.8	87	466	.5	1.8	57	477	.3	1.4	9	215	.1	.7
SP '99	24	785	.1	.7	25	322	.1	.5	34	275	.2	.7	36	396	.2	.9	10	199	.1	.7
WI '99	20	829	.1	.6	32	362	.2	.6	34	317	.2	.7	24	456	.1	.6	3	131	.1	.2
4-Book	29	915	.2	.9	35	396	.2	.7	46	363	.3	1.0	40	474	.2	1.0	10	203	.1	.7
FA '98	19	839	.1	.6	28	409	.1	.5	17	288	.1	.3	27	407	.1	.7	4	146	.1	.3
WSTV-FM																				
FA '99	12	361	.1	.4	26	166	.1	.5	19	97	.1	.4	14	204	.1	.4	2	69	.1	.2
SU '99	15	425	.1	.5	19	166	.1	.4	26	158	.1	.5	14	150	.1	.4	7	72	.1	.5
SP '99	**	**	**	**	**	**	**	**	**	**	**	**	**	**	**	**	**	**	**	**
WI '99	**	**	**	**	**	**	**	**	**	**	**	**	**	**	**	**	**	**	**	**
4-Book	**	**	**	**	**	**	**	**	**	**	**	**	**	**	**	**	**	**	**	**
FA '98	**	**	**	**	**	**	**	**	**	**	**	**	**	**	**	**	**	**	**	**
TOTALS																				
FA '99	3253	18473	17.0		5244	16822	27.4		4490	13772	23.5		3953	15417	20.7		1285	9870	6.7	
SU '99	3301	18416	17.4		5027	16281	26.5		4785	14148	25.3		3958	15555	20.9		1303	10150	6.9	
SP '99	3387	18448	17.9		5245	16680	27.7		4916	14250	26.0		3989	15918	21.1		1363	9648	7.2	
WI '99	3410	18353	18.0		5428	16592	28.7		5067	14307	26.7		3971	15710	21.0		1285	9624	6.8	
4-Book	3338	18423	17.6		5236	16594	27.6		4815	14119	25.4		3968	15650	20.9		1309	9823	6.9	
FA '98	3415	18387	18.0		5203	16649	27.5		4927	14301	26.0		4007	15894	21.2		1345	9832	7.1	

** Station(s) not reported this survey.

* Listener estimates adjusted for reported broadcast schedule.

+ Station(s) changed call letters - see Page 13.

4-Book: Avg. of current and previous 3 surveys.
2-Book: Avg. of most recent 2 surveys.

Target Listener Estimates

Persons 35-64																				
Monday-Friday 6AM-7PM				Weekend 6AM-MID				Saturday 6AM-10AM				Saturday 10AM-3PM				Saturday 3PM-7PM				
AQH (00)	Cume (00)	AQH Rtg	AQH Shr	AQH (00)	Cume (00)	AQH Rtg	AQH Shr	AQH (00)	Cume (00)	AQH Rtg	AQH Shr	AQH (00)	Cume (00)	AQH Rtg	AQH Shr	AQH (00)	Cume (00)	AQH Rtg	AQH Shr	
KYW -AM																				
FA '99	332	5636	1.7	7.3	129	2976	.7	5.7	283	1359	1.5	11.5	142	771	.7	4.1	102	551	.5	4.3
4-Book	370	6022	2.0	7.9	152	3268	.8	6.7	354	1571	1.9	13.7	169	912	.9	4.5	105	560	.6	4.1
WBEB-FM																				
FA '99	454	3244	2.4	10.0	132	1774	.7	5.9	163	533	.9	6.6	222	747	1.2	6.5	157	610	.8	6.6
4-Book	436	3236	2.3	9.3	146	1848	.8	6.4	168	573	.9	6.5	264	823	1.4	7.1	177	635	.9	6.9
WDAS-AM																				
FA '99	43	473	.2	.9	55	531	.3	2.4	40	107	.2	1.6	29	90	.2	.8	19	62	.1	.8
4-Book	48	427	.3	1.0	55	478	.3	2.4	39	93	.2	1.5	35	91	.2	.9	19	52	.1	.7
WDAS-FM																				
FA '99	279	1978	1.5	6.1	177	1469	.9	7.9	170	404	.9	6.9	246	628	1.3	7.2	170	443	.9	7.1
4-Book	297	1968	1.6	6.3	189	1517	1.0	8.3	198	497	1.1	7.7	262	676	1.4	7.1	189	466	1.0	7.4
+WEJM-FM																				
FA '99	183	2040	1.0	4.0	82	1246	.4	3.6	109	379	.6	4.4	162	498	.8	4.7	127	502	.7	5.3
4-Book	127	1607	.7	2.8	67	998	.4	2.9	60	239	.3	2.4	125	430	.7	3.4	90	331	.5	3.5
+WEMG-AM																				
FA '99	8	78	.1	.2	8	71	.1	.4	7	26	.1	.3	6	22	.1	.2	11	39	.1	.5
4-Book	20	115	.1	.4	12	99	.1	.5	13	31	.1	.5	21	54	.1	.6	19	43	.1	.7
+WEMG-FM																				
FA '99	9	160	.1	.2	3	44	.1	.1	7	23	.1	.2	7	23	.1	.2	5	29	.1	.2
4-Book	**	**	**	**	**	**	**	**	**	**	**	**	**	**	**	**	**	**	**	**
WHAT-AM																				
FA '99	46	290	.2	1.0	29	292	.2	1.3	23	47	.1	.9	30	75	.2	.9	5	34	.1	.2
4-Book	47	316	.2	1.0	32	284	.2	1.4	26	63	.2	1.0	41	82	.2	1.1	26	55	.1	1.0
WIOQ-FM																				
FA '99	110	1684	.6	2.4	68	1221	.4	3.0	37	162	.2	1.5	137	524	.7	4.0	119	412	.6	5.0
4-Book	100	1562	.5	2.2	58	1013	.3	2.5	30	159	.2	1.2	115	453	.6	3.1	81	322	.4	3.2
WIP -AM																				
FA '99	170	1850	.9	3.7	52	890	.3	2.3	68	232	.4	2.8	69	302	.4	2.0	11	76	.1	.5
4-Book	182	1938	1.0	3.9	55	965	.3	2.4	85	309	.5	3.3	98	370	.6	2.6	50	209	.3	2.0
WJZ-FM																				
FA '99	266	2038	1.4	5.8	147	1580	.8	6.5	119	358	.6	4.8	252	728	1.3	7.3	173	493	.9	7.3
4-Book	318	2282	1.7	6.8	154	1617	.8	6.7	144	405	.8	5.5	254	694	1.4	6.8	209	568	1.1	8.2
+WLCE-FM																				
WYXR-FM																				
FA '99	123	1599	.6	2.7	46	873	.2	2.0	63	251	.3	2.6	80	280	.4	2.3	57	267	.3	2.4
4-Book	128	1556	.7	2.7	45	825	.2	2.0	51	196	.3	2.0	84	323	.5	2.3	59	263	.3	2.3
WMGK-FM																				
FA '99	217	2264	1.1	4.8	97	1485	.5	4.3	116	401	.6	4.7	180	607	.9	5.2	123	468	.6	5.2
4-Book	216	2157	1.1	4.6	99	1448	.5	4.3	95	363	.5	3.7	208	676	1.1	5.6	145	517	.8	5.6
WMMR-FM																				
FA '99	153	1596	.8	3.4	49	774	.3	2.2	75	235	.4	3.0	105	341	.5	3.1	63	212	.3	2.6
4-Book	175	1650	.9	3.7	64	959	.3	2.8	87	296	.5	3.4	133	461	.7	3.5	87	346	.4	3.4
WNAP-AM																				
FA '99	* 21	122	.1	.5	* 16	69	.1	.7	* 13	27	.1	.5	18	44	.1	.5	* 6	16	.1	.3
4-Book	17	120	.1	.4	15	80	.1	.6	11	25	.1	.4	22	38	.1	.6	15	26	.1	.6
WOGL-FM																				
FA '99	290	3355	1.5	6.4	174	2230	.9	7.7	149	584	.8	6.0	212	746	1.1	6.2	190	705	1.0	8.0
4-Book	297	3234	1.6	6.3	191	2466	1.0	8.3	169	630	.9	6.5	324	1034	1.7	8.6	241	757	1.3	9.4
WPEN-AM																				
FA '99	111	758	.6	2.4	52	595	.3	2.3	78	221	.4	3.2	99	235	.5	2.9	43	122	.2	1.8
4-Book	99	727	.5	2.1	46	535	.3	2.0	62	179	.3	2.4	102	238	.5	2.7	57	140	.3	2.2

** Station(s) not reported this survey.

* Listener estimates adjusted for reported broadcast schedule.

+ Station(s) changed call letters - see Page 13.

4-Book: Avg. of current and previous 3 surveys.
2-Book: Avg. of most recent 2 surveys.

Target Listener Estimates

Persons 35-64

	Monday-Friday 6AM-7PM				Weekend 6AM-MID				Saturday 6AM-10AM				Saturday 10AM-3PM				Saturday 3PM-7PM			
	AQH (00)	Cume (00)	AQH Rtg	AQH Shr	AQH (00)	Cume (00)	AQH Rtg	AQH Shr	AQH (00)	Cume (00)	AQH Rtg	AQH Shr	AQH (00)	Cume (00)	AQH Rtg	AQH Shr	AQH (00)	Cume (00)	AQH Rtg	AQH Shr
WPHI-FM																				
FA '99	25	390	.1	.5	22	314	.1	1.0	19	62	.1	.8	38	149	.2	1.1	28	122	.1	1.2
4-Book	28	456	.2	.6	20	299	.1	.9	18	71	.1	.7	37	137	.2	1.0	31	104	.1	1.2
WPHT-AM																				
FA '99	48	649	.3	1.1	17	356	.1	.8	10	24	.1	.4	9	49	.2	.3	14	48	.1	.6
4-Book	65	764	.3	1.4	29	445	.2	1.3	26	76	.2	1.0	33	100	.2	.9	18	64	.1	.7
WPLY-FM																				
FA '99	64	1216	.3	1.4	31	730	.2	1.4	20	110	.1	.8	71	342	.4	2.1	38	225	.2	1.6
4-Book	62	995	.3	1.3	31	603	.2	1.4	23	98	.1	.9	61	268	.4	1.7	46	206	.3	1.8
WSSJ-AM																				
FA '99	28	72	.1	.6	18	81	.1	.8	12	22	.1	.5	24	46	.1	.7	43	64	.2	1.8
4-Book	24	98	.1	.5	21	93	.1	.9	20	38	.1	.8	40	61	.2	1.1	29	45	.2	1.1
WUSL-FM																				
FA '99	68	884	.4	1.5	49	659	.3	2.2	29	111	.2	1.2	52	203	.3	1.5	71	213	.4	3.0
4-Book	71	896	.4	1.5	56	645	.3	2.5	36	114	.2	1.4	79	227	.4	2.1	83	206	.5	3.2
WVDB-FM																				
FA '99	184	1829	1.0	4.0	109	1194	.6	4.8	132	335	.7	5.3	142	416	.7	4.1	48	152	.3	2.0
4-Book	177	1705	1.0	3.8	96	1104	.5	4.2	119	342	.6	4.6	107	343	.6	2.9	42	143	.2	1.6
WXTU-FM																				
FA '99	169	1493	.9	3.7	91	1079	.5	4.0	92	357	.5	3.7	189	577	1.0	5.5	101	332	.5	4.2
4-Book	184	1607	1.0	3.9	101	1111	.5	4.4	128	390	.7	5.0	195	558	1.1	5.2	114	374	.6	4.4
WYSP-FM																				
FA '99	284	2450	1.5	6.2	108	1647	.6	4.8	82	217	.4	3.3	107	381	.6	3.1	63	215	.3	2.6
4-Book	237	2176	1.3	5.1	53	922	.3	2.3	52	144	.3	2.0	69	284	.4	1.9	41	179	.2	1.6
WJBR-FM																				
FA '99	41	354	.2	.9	12	175	.1	.5	6	17	.2	.4	24	68	.1	.7	7	24	.1	.3
4-Book	38	366	.2	.8	14	214	.1	.6	10	39	.1	.4	28	95	.1	.7	20	59	.1	.8
WKXW-FM																				
FA '99	72	776	.4	1.6	16	295	.1	.7	13	67	.1	.5	28	125	.1	.8	27	92	.1	1.1
4-Book	74	802	.4	1.6	22	338	.1	1.0	24	104	.1	.9	40	141	.2	1.1	28	98	.1	1.1
WLEV-FM																				
FA '99	31	189	.2	.7	2	70	.1	.1	**	**	**	**	4	9	.1	.1	2	18	.1	.1
4-Book	**	**	**	**	**	**	**	**	**	**	**	**	**	**	**	**	**	**	**	**
WNJO-FM																				
FA '99	35	611	.2	.8	26	373	.1	1.2	20	65	.1	.8	35	145	.2	1.0	53	202	.3	2.2
4-Book	59	662	.3	1.3	29	414	.2	1.3	24	83	.2	.9	56	181	.3	1.5	42	165	.2	1.7
WPST-FM																				
FA '99	36	870	.2	.8	27	460	.1	1.2	22	93	.1	.9	61	201	.3	1.8	47	139	.2	2.0
4-Book	41	754	.2	.9	22	407	.1	1.0	12	65	.1	.5	50	181	.3	1.3	31	123	.2	1.2
WSTW-FM																				
FA '99	20	291	.1	.4	6	162	.1	.3	6	17	.2	.2	4	28	.1	.1	11	50	.1	.5
4-Book	**	**	**	**	**	**	**	**	**	**	**	**	**	**	**	**	**	**	**	**
TOTALS																				
FA '99	4555	18256	23.8		2249	15075	11.7		2470	7051	12.9		3439	8972	18.0		2385	6554	12.5	
4-Book	4684	18145	24.7		2292	15269	12.1		2582	7303	13.6		3740	9610	19.7		2575	6971	13.6	

** Station(s) not reported this survey.

* Listener estimates adjusted for reported broadcast schedule.

+ Station(s) changed call letters - see Page 13.

4-Book: Avg. of current and previous 3 surveys.
2-Book: Avg. of most recent 2 surveys.

Target Listener Estimates

Persons 35-64																			
Saturday 7PM-MID				Sunday 6AM-10AM				Sunday 10AM-3PM				Sunday 3PM-7PM				Sunday 7PM-MID			
AQH (00)	Cume (00)	AQH Rtg	AQH Shr	AQH (00)	Cume (00)	AQH Rtg	AQH Shr	AQH (00)	Cume (00)	AQH Rtg	AQH Shr	AQH (00)	Cume (00)	AQH Rtg	AQH Shr	AQH (00)	Cume (00)	AQH Rtg	AQH Shr
KYW -AM																			
64	329	.3	4.7	219	1093	1.1	10.5	107	689	.6	3.5	67	366	.4	3.3	75	408	.4	6.7
60	370	.3	4.5	278	1259	1.4	13.4	136	749	.7	4.8	87	422	.5	4.5	70	428	.4	6.2
WBEB-FM																			
51	325	.3	3.7	126	398	.7	6.0	188	603	1.0	6.2	122	377	.6	6.1	33	176	.2	2.9
66	338	.4	5.0	112	384	.6	5.4	204	665	1.1	7.1	123	429	.7	6.3	54	268	.3	4.7
WDAS-AM																			
9	15	.7		168	338	.9	8.0	104	299	.5	3.4	52	130	.3	2.6	33	61	.2	2.9
14	29	.1	1.1	165	324	.9	7.8	109	288	.6	3.8	46	108	.3	2.4	25	41	.1	2.2
WDAS-FM																			
182	405	1.0	13.3	138	404	.7	6.6	162	497	.8	5.4	103	265	.5	5.1	218	392	1.1	19.4
146	380	.8	11.0	125	362	.7	6.0	177	495	.9	6.2	150	354	.8	7.7	248	446	1.3	21.7
+WEJM-FM																			
38	196	.2	2.8	35	150	.2	1.7	81	358	.4	2.7	75	215	.4	3.7	32	131	.2	2.8
42	200	.3	3.2	26	114	.1	1.3	74	309	.4	2.6	78	240	.4	4.0	36	124	.2	3.1
+WEMG-AM																			
3	17	.2		17	40	.1	.8	9	23	.3		6	17	.3		5	24	.4	
6	12	.5		10	24	.1	.5	13	38	.1	.5	12	20	.1	.6	4	17	.3	
+WEMG-FM																			
1	11	.1		1	7			4	26	.1		4	29	.2		2	11	.2	
**	**	**	**	**	**	**	**	**	**	**	**	**	**	**	**	**	**	**	**
WHAT-AM																			
23	56	.1	1.7	80	149	.4	3.8	46	131	.2	1.5	22	65	.1	1.1	4	28	.4	
24	50	.1	1.8	58	135	.3	2.8	42	121	.2	1.5	30	67	.2	1.5	10	35	.1	.9
WIOQ-FM																			
40	227	.2	2.9	29	155	.2	1.4	86	496	.4	2.9	65	263	.3	3.2	25	132	.1	2.2
36	191	.2	2.7	25	136	.2	1.2	72	356	.4	2.5	63	263	.3	3.2	36	140	.2	3.1
WIP -AM																			
30	144	.2	2.2	45	159	.2	2.1	79	283	.4	2.6	60	226	.3	3.0	50	131	.3	4.4
25	121	.1	1.9	44	166	.2	2.1	57	265	.3	2.0	54	180	.3	2.8	34	136	.2	3.0
WJJZ-FM																			
148	423	.8	10.8	88	310	.5	4.2	150	492	.8	5.0	130	397	.7	6.4	97	235	.5	8.6
119	401	.6	9.0	99	320	.5	4.7	174	517	.9	6.1	146	391	.8	7.5	81	246	.4	7.1
+WLCE-FM																			
WYXR-FM																			
19	125	.1	1.4	24	153	.1	1.1	79	315	.4	2.6	33	117	.2	1.6	14	48	.1	1.2
24	119	.1	1.8	28	128	.2	1.3	62	267	.3	2.2	35	150	.2	1.8	19	68	.1	1.6
WMGK-FM																			
43	217	.2	3.2	66	252	.3	3.2	118	462	.6	3.9	101	405	.5	5.0	29	132	.2	2.6
47	236	.2	3.6	47	214	.2	2.3	123	490	.6	4.3	86	324	.5	4.4	34	145	.2	3.0
WMMR-FM																			
25	142	.1	1.8	20	128	.1	1.0	54	300	.3	1.8	38	206	.2	1.9	11	76	.1	1.0
35	173	.2	2.6	36	162	.2	1.7	67	275	.4	2.4	50	215	.3	2.5	21	93	.1	1.8
WNAP-AM																			
FA '99																			
**	**	**	**	* 29	34	.2	1.4	11	34	.1	.4	* 20	24	.1	1.0	**	**	**	**
4-Book																			
**	**	**	**	18	30	.1	.9	12	36	.1	.4	10	17	.6		**	**	**	**
WOGL-FM																			
134	464	.7	9.8	159	494	.8	7.6	195	636	1.0	6.5	201	577	1.1	10.0	150	399	.8	13.3
124	479	.7	9.5	186	565	1.0	8.9	198	698	1.0	6.9	168	524	.9	8.5	120	387	.7	10.4
WPEN-AM																			
32	88	.2	2.3	28	124	.1	1.3	68	198	.4	2.3	40	105	.2	2.0	26	64	.1	2.3
19	73	.1	1.4	21	86	.1	1.0	58	162	.3	2.0	30	84	.2	1.5	17	70	.1	1.5

** Station(s) not reported this survey.

* Listener estimates adjusted for reported broadcast schedule.

+ Station(s) changed call letters - see Page 13.

4-Book: Avg. of current and previous 3 surveys.
2-Book: Avg. of most recent 2 surveys.

Target Listener Estimates

Persons 35-64

Target Listener Estimates - Persons 35-64

	Saturday 7PM-MID				Sunday 6AM-10AM				Sunday 10AM-3PM				Sunday 3PM-7PM				Sunday 7PM-MID			
	AQH (00)	Cume (00)	AQH Rtg	AQH Shr	AQH (00)	Cume (00)	AQH Rtg	AQH Shr	AQH (00)	Cume (00)	AQH Rtg	AQH Shr	AQH (00)	Cume (00)	AQH Rtg	AQH Shr	AQH (00)	Cume (00)	AQH Rtg	AQH Shr
WPHI-FM																				
FA '99	53	110	.3	3.9	7	68	.3		10	74	.1	.3	6	42	.3		11	28	.1	1.0
4-Book	25	76	.1	1.9	12	52	.1	.6	16	68	.1	.6	9	43	.5		10	31	.1	.9
WPHT-AM																				
FA '99	7	43	.5		64	148	.3	3.1	27	84	.1	.9	2	8	.1		5	45	.4	
4-Book	16	68	.1	1.2	53	134	.3	2.6	37	131	.2	1.3	26	95	.1	1.4	24	76	.1	2.1
WPLY-FM																				
FA '99	18	114	.1	1.3	11	82	.1	.5	47	204	.2	1.6	27	130	.1	1.3	10	58	.1	.9
4-Book	16	100	.1	1.3	18	90	.1	.9	40	192	.2	1.4	34	151	.2	1.7	7	53		.7
WSSJ-AM																				
FA '99	25	34	.1	1.8	16	30	.1	.8	19	48	.1	.6	9	18	.4					
4-Book	15	26	.1	1.1	18	31	.1	.9	21	41	.1	.7	18	29	.1	.9	7	15		.6
WUSL-FM																				
FA '99	26	100	.1	1.9	57	231	.3	2.7	91	300	.5	3.0	56	160	.3	2.8	16	67	.1	1.4
4-Book	57	145	.3	4.3	64	188	.3	3.1	79	272	.4	2.7	35	105	.2	1.8	18	60	.1	1.6
WVDB-FM																				
FA '99	34	151	.2	2.5	128	421	.7	6.1	311	577	1.6	10.3	29	109	.2	1.4	27	127	.1	2.4
4-Book	46	154	.3	3.5	96	354	.5	4.6	275	548	1.5	9.5	33	99	.2	1.7	30	119	.2	2.6
WXTU-FM																				
FA '99	34	157	.2	2.5	67	272	.4	3.2	138	427	.7	4.6	70	246	.4	3.5	29	98	.2	2.6
4-Book	40	163	.2	3.0	84	282	.5	4.0	140	416	.7	4.9	83	275	.4	4.2	27	115	.2	2.4
WYSP-FM																				
FA '99	10	85	.1	.7	33	77	.2	1.6	287	969	1.5	9.5	274	949	1.4	13.6	15	77	.1	1.3
4-Book	15	90	.1	1.2	22	64	.1	1.0	120	419	.7	4.1	101	376	.5	5.1	8	45		.7
WJBR-FM																				
FA '99	14	23	.1	1.0	12	41	.1	.6	19	66	.1	.6	6	33	.3		4	27	.4	
4-Book	11	42	.1	.8	8	32	.1	.4	18	75	.1	.6	9	37	.1	.5	8	37		.7
WKXV-FM																				
FA '99	6	24	.4		28	78	.1	1.3	16	57	.1	.5	12	42	.1	.6	1	10	.1	
4-Book	8	45	.6		20	72	.1	.9	28	89	.2	1.0	23	73	.1	1.2	5	24		.4
WLEV-FM																				
FA '99	1	9	.1		2	9	.1		5	18	.2		1	10	.2		4	17	.4	
4-Book	**	**	**	**	**	**	**	**	**	**	**	**	**	**	**	**	**	**	**	**
WNJO-FM																				
FA '99	16	85	.1	1.2	19	64	.1	.9	26	136	.1	.9	36	95	.2	1.8	7	32	.6	
4-Book	17	84	.1	1.3	16	70	.1	.8	41	149	.2	1.5	32	112	.2	1.7	5	37		.4
WPST-FM																				
FA '99	19	85	.1	1.4	18	78	.1	.9	25	127	.1	.8	11	58	.1	.5	7	27	.6	
4-Book	13	58	.1	1.0	11	55	.1	.5	27	128	.1	.9	22	94	.1	1.1	4	26		.3
WSTV-FM																				
FA '99	5	31	.4		**	**	**	**	7	59	.2		5	25	.2		7	18	.6	
4-Book	**	**	**	**	**	**	**	**	**	**	**	**	**	**	**	**	**	**	**	**
TOTALS																				
FA '99	1365	4290	7.1		2095	6304	10.9		3016	8164	15.8		2016	5482	10.5		1125	3242	5.9	
4-Book	1321	4428	7.0		2090	6202	11.0		2881	7952	15.2		1961	5365	10.3		1146	3497	6.1	

** Station(s) not reported this survey.

* Listener estimates adjusted for reported broadcast schedule.

+ Station(s) changed call letters - see Page 13.

4-Book: Avg. of current and previous 3 surveys.
2-Book: Avg. of most recent 2 surveys.

Target Listener Trends

Men 12-24																				
Monday-Sunday 6AM-MID				Monday-Friday 6AM-10AM				Monday-Friday 10AM-3PM				Monday-Friday 3PM-7PM				Monday-Friday 7PM-MID				
AQH (00)	Cume (00)	AQH Rtg	AQH Shr	AQH (00)	Cume (00)	AQH Rtg	AQH Shr	AQH (00)	Cume (00)	AQH Rtg	AQH Shr	AQH (00)	Cume (00)	AQH Rtg	AQH Shr	AQH (00)	Cume (00)	AQH Rtg	AQH Shr	
KYW -AM																				
FA '99	5	305	.1	.9	12	176	.3	1.8	6	94	.1	1.1	7	88	.2	.9	2	54	.5	
SU '99	7	322	.2	1.3	20	184	.5	3.4	4	65	.1	.6	2	79	.3		4	59	1.0	
SP '99	8	301	.2	1.5	17	190	.4	2.6	11	100	.3	1.7	11	140	.3	1.5	3	70	.7	
WI '99	10	310	.2	1.8	25	215	.6	3.8	11	52	.3	1.7	12	84	.3	1.7	5	46	1.1	
4-Book	8	310	.2	1.4	19	191	.5	2.9	8	78	.2	1.3	8	98	.2	1.1	4	57	.8	
FA '98	4	291	.1	.8	15	181	.4	2.4	2	36	.4		1	40	.1			29		
WBEB-FM																				
FA '99	17	381	.4	3.0	8	113	.2	1.2	14	132	.3	2.5	25	147	.6	3.2	27	183	6.1	
SU '99	11	329	.3	2.0	11	74	.3	1.9	18	114	.4	2.6	10	98	.2	1.6	8	71	1.9	
SP '99	9	308	.2	1.6	8	128	.2	1.2	10	80	.2	1.6	13	111	.3	1.8	12	132	2.8	
WI '99	11	315	.3	2.0	4	91	.1	.6	8	85	.2	1.3	17	131	.4	2.4	9	110	2.0	
4-Book	12	333	.3	2.2	8	102	.2	1.2	13	103	.3	2.0	16	122	.4	2.3	14	124	3.2	
FA '98	8	286	.2	1.5	5	67	.1	.8	10	102	.2	1.9	15	117	.4	2.0	15	91	3.1	
WDAS-AM																				
FA '99	6	108	.1	1.1	6	54	.1	.9	1	17	.2		12	28	.3	1.5	4	28	.9	
SU '99	2	55	.4			9			2	16	.3			7			1	11	.2	
SP '99	1	30	.2		1	9	.2		3	16	.1	.5		9						
WI '99	1	48	.2		2	32	.3		2	17	.3		2	10	.3			10		
4-Book	3	60	.5		2	26	.4		2	17	.3		4	14	.1	.5	1	12	.3	
FA '98	2	69	.4		7	37	.2	1.1					2	12	.3					
WDAS-FM																				
FA '99	19	339	.5	3.4	32	152	.8	4.7	11	120	.3	2.0	18	120	.4	2.3	19	154	4.3	
SU '99	10	359	.2	1.9	5	95	.1	.9	14	143	.3	2.0	14	173	.3	2.2	12	161	2.9	
SP '99	20	360	.5	3.7	26	153	.6	4.0	21	118	.5	3.3	22	133	.5	3.0	16	120	3.7	
WI '99	12	266	.3	2.2	12	107	.3	1.8	7	41	.2	1.1	12	68	.3	1.7	15	86	3.3	
4-Book	15	331	.4	2.8	19	127	.5	2.9	13	106	.3	2.1	17	124	.4	2.3	16	130	3.6	
FA '98	18	338	.4	3.4	25	187	.6	4.0	21	153	.5	4.0	23	128	.6	3.0	12	111	2.5	
+WEJM-FM																				
FA '99	7	255	.2	1.2	6	65	.1	.9	8	57	.2	1.4	10	139	.2	1.3	5	96	1.1	
SU '99	8	232	.2	1.5	5	69	.1	.9	15	116	.4	2.1	13	119	.3	2.0	4	66	1.0	
SP '99	10	551	.2	1.8	13	200	.3	2.0	6	120	.1	.9	19	357	.5	2.6	6	172	1.4	
WI '99	25	660	.6	4.5	34	271	.8	5.1	46	264	1.1	7.3	33	343	.8	4.6	9	274	2.0	
4-Book	13	425	.3	2.3	15	151	.3	2.2	19	139	.5	2.9	19	240	.5	2.6	6	152	1.4	
FA '98	19	674	.5	3.6	20	274	.5	3.2	16	265	.4	3.1	35	398	.9	4.6	16	232	3.3	
+WEMG-AM																				
FA '99	2	53	.4		1	27	.1		1	25	.2		3	18	.1	.4				
SU '99	1	45	.2						2	28	.3		2	23	.3			8		
SP '99	1	24	.2		1	13	.2		1	13	.2							11		
WI '99	3	19	.1	.5	6	14	.1	.9	7	9	.2	1.1	2	9	.3			6		
4-Book	2	35	.3		2	14	.3		3	19	.1	.5	2	13	.3			6		
FA '98	2	38	.4		3	8	.1	.5	2	18	.4		3	16	.1	.4				
+WEMG-FM																				
FA '99	5	42	.1	.9	9	31	.2	1.3	8	23	.2	1.4	3	34	.1	.4	1	23	.2	
SU '99	**	**	**	**	**	**	**	**	**	**	**	**	**	**	**	**	**	**	**	**
SP '99	**	**	**	**	**	**	**	**	**	**	**	**	**	**	**	**	**	**	**	**
WI '99	**	19	**	**	1	10	.2		**	**	**	**	**	**	**	**	**	9	**	
4-Book	**	**	**	**	**	**	**	**	**	**	**	**	**	**	**	**	**	**	**	
FA '98	**	**	**	**	**	**	**	**	**	**	**	**	**	**	**	**	**	**	**	**
WHAT-AM																				
FA '99	2	33	.4		1	11	.1		1	22	.2						7	11	1.6	
SU '99	4	27	.1	.7	10	18	.2	1.7	1	18	.1		8	18	.2	1.2	1	18	.2	
SP '99		23																		
WI '99																				
4-Book	2	21	.3		3	7	.1	.5	1	10	.1		2	5	.1	.3	2	7	.5	
FA '98		4				4														

** Station(s) not reported this survey.

* Listener estimates adjusted for reported broadcast schedule.

+ Station(s) changed call letters - see Page 13.

4-Book: Avg. of current and previous 3 surveys.
2-Book: Avg. of most recent 2 surveys.

Target Listener Trends

Men 12-24

	Monday-Sunday 6AM-MID				Monday-Friday 6AM-10AM				Monday-Friday 10AM-3PM				Monday-Friday 3PM-7PM				Monday-Friday 7PM-MID			
	AQH (00)	Cume (00)	AQH Rtg	AQH Shr	AQH (00)	Cume (00)	AQH Rtg	AQH Shr	AQH (00)	Cume (00)	AQH Rtg	AQH Shr	AQH (00)	Cume (00)	AQH Rtg	AQH Shr	AQH (00)	Cume (00)	AQH Rtg	AQH Shr
W10Q-FM																				
FA '99	75	1288	1.8	13.3	84	634	2.1	12.4	76	559	1.9	13.6	116	755	2.8	14.8	60	545	1.5	13.6
SU '99	44	1168	1.1	8.2	37	488	.9	6.4	48	523	1.2	6.9	50	568	1.2	7.8	42	549	1.0	10.1
SP '99	39	1102	1.0	7.1	41	407	1.0	6.2	43	410	1.1	6.7	50	655	1.2	6.9	41	397	1.0	9.4
WI '99	52	1000	1.3	9.4	50	464	1.2	7.5	59	411	1.4	9.4	78	518	1.9	10.9	50	532	1.2	10.8
4-Book	53	1140	1.3	9.5	53	498	1.3	8.1	57	476	1.4	9.2	74	624	1.8	10.1	48	506	1.2	11.0
FA '98	25	809	.6	4.7	23	389	.6	3.7	14	283	.3	2.7	46	430	1.1	6.0	24	350	.6	4.9
W1P -AM																				
FA '99	12	253	.3	2.1	11	70	.3	1.6	17	101	.4	3.0	21	127	.5	2.7	6	72	.1	1.4
SU '99	11	251	.3	2.0	23	153	.6	4.0	15	86	.4	2.1	10	100	.2	1.6	9	81	.2	2.2
SP '99	12	281	.3	2.2	13	122	.3	2.0	18	71	.4	2.8	12	103	.3	1.7	10	126	.2	2.3
WI '99	17	427	.4	3.1	21	186	.5	3.2	21	133	.5	3.3	19	186	.5	2.7	18	180	.4	3.9
4-Book	13	303	.3	2.4	17	133	.4	2.7	18	98	.4	2.8	16	129	.4	2.2	11	115	.2	2.5
FA '98	13	337	.3	2.5	17	168	.4	2.7	17	110	.4	3.3	20	143	.5	2.6	8	93	.2	1.6
WJZJ-FM																				
FA '99	5	133	.1	.9	10	39	.2	1.5	7	12	.2	1.3	6	77	.1	.8	4	55	.1	.9
SU '99	11	371	.3	2.0	6	75	.1	1.0	25	144	.6	3.6	13	158	.3	2.0	6	98	.1	1.4
SP '99	5	166	.1	.9	3	42	.1	.5	5	64	.1	.8	5	63	.1	.7	5	42	.1	1.2
WI '99	5	116	.1	.9	7	39	.2	1.1	8	53	.2	1.3	3	18	.1	.4	3	32	.1	.7
4-Book	7	197	.2	1.2	7	49	.2	1.0	11	68	.3	1.8	7	79	.2	1.0	5	57	.1	1.1
FA '98	7	187	.2	1.3	6	76	.1	1.0	9	52	.2	1.7	11	68	.3	1.4	6	50	.1	1.2
+WLCE-FM																				
WYXR-FM																				
FA '99	19	347	.5	3.4	21	153	.5	3.1	36	131	.9	6.4	24	154	.6	3.1	7	118	.2	1.6
SU '99	11	371	.3	2.0	9	85	.2	1.6	17	115	.4	2.4	11	120	.3	1.7	7	151	.2	1.7
SP '99	8	219	.2	1.5	8	79	.2	1.2	5	86	.1	.8	10	103	.2	1.4	8	68	.2	1.8
WI '99	12	310	.3	2.2	17	140	.4	2.6	7	90	.2	1.1	11	86	.3	1.5	14	105	.3	3.0
4-Book	13	312	.3	2.3	14	114	.3	2.1	16	106	.4	2.7	14	116	.4	1.9	9	111	.2	2.0
FA '98	12	364	.3	2.3	4	49	.1	.6	5	78	.1	1.0	13	132	.3	1.7	23	204	.6	4.7
VMGK-FM																				
FA '99	19	347	.5	3.4	13	191	.3	1.9	34	147	.8	6.1	32	203	.8	4.1	9	66	.2	2.0
SU '99	14	364	.3	2.6	9	121	.2	1.6	26	214	.6	3.7	23	209	.6	3.6	7	93	.2	1.7
SP '99	14	329	.3	2.6	13	99	.3	2.0	22	110	.5	3.4	21	157	.5	2.9	14	112	.3	3.2
WI '99	11	331	.3	2.0	10	122	.2	1.5	23	126	.6	3.7	16	149	.4	2.2	6	99	.1	1.3
4-Book	15	343	.4	2.7	11	133	.3	1.8	26	149	.6	4.2	23	180	.6	3.2	9	93	.2	2.1
FA '98	25	496	.6	4.7	17	170	.4	2.7	45	189	1.1	8.6	45	229	1.1	5.9	15	188	.4	3.1
VMMR-FM																				
FA '99	25	819	.6	4.4	44	363	1.1	6.5	25	331	.6	4.5	34	470	.8	4.3	15	273	.4	3.4
SU '99	32	734	.8	6.0	33	276	.8	5.7	52	387	1.3	7.4	41	382	1.0	6.4	18	212	.4	4.3
SP '99	30	699	.7	5.5	28	237	.7	4.3	57	348	1.4	8.9	38	375	.9	5.2	18	278	.4	4.1
WI '99	25	649	.6	4.5	32	279	.8	4.8	35	269	.9	5.6	35	323	.9	4.9	11	197	.3	2.4
4-Book	28	725	.7	5.1	34	289	.9	5.3	42	334	1.1	6.6	37	388	.9	5.2	16	240	.4	3.6
FA '98	29	629	.7	5.5	19	169	.5	3.1	54	280	1.3	10.3	51	416	1.3	6.7	21	224	.5	4.3
WNAP-AM																				
FA '99	*	3	.1	.5	*	6	.1	.9					*	6	.1	.8				
SU '99		11				11											**	**	**	**
SP '99																	**	**	**	**
WI '99		11								7							**	**	**	**
4-Book	1	15	.1		2	7	.2			2			2	4	.2		**	**	**	**
FA '98	**	**	**	**	**	**	**	**	**	**	**	**	**	**	**	**	**	**	**	**
WGL-FM																				
FA '99	9	235	.2	1.6	5	78	.1	.7	3	80	.1	.5	14	98	.3	1.8	10	70	.2	2.3
SU '99	6	315	.1	1.1	6	111	.1	1.0	8	104	.2	1.1	7	124	.2	1.1	4	89	.1	1.0
SP '99	18	298	.4	3.3	18	115	.4	2.7	36	169	.9	5.6	22	93	.5	3.0	8	87	.2	1.8
WI '99	18	175	.4	3.3	27	79	.7	4.1	39	90	1.0	6.2	24	93	.6	3.4	3	67	.1	.7
4-Book	13	256	.3	2.3	14	96	.3	2.1	22	111	.6	3.4	17	102	.4	2.3	6	78	.2	1.5
FA '98	12	304	.3	2.3	14	141	.3	2.3	15	129	.4	2.9	18	142	.4	2.3	12	54	.3	2.5

** Station(s) not reported this survey.

* Listener estimates adjusted for reported broadcast schedule.

+ Station(s) changed call letters - see Page 13.

4-Book: Avg. of current and previous 3 surveys.
2-Book: Avg. of most recent 2 surveys.

Target Listener Trends - Men 12-24

Target Listener Trends

Men 12-24

	Monday-Sunday 6AM-MID				Monday-Friday 6AM-10AM				Monday-Friday 10AM-3PM				Monday-Friday 3PM-7PM				Monday-Friday 7PM-MID			
	AQH (00)	Cume (00)	AQH Rtg	AQH Shr	AQH (00)	Cume (00)	AQH Rtg	AQH Shr	AQH (00)	Cume (00)	AQH Rtg	AQH Shr	AQH (00)	Cume (00)	AQH Rtg	AQH Shr	AQH (00)	Cume (00)	AQH Rtg	AQH Shr
WPEN-AM																				
FA '99	1	21		.2	2	21		.3									2	8		.5
SU '99		10			1	10		.2												
SP '99		9								9										
WI '99	1	9		.2		9			4	9	.1	.6	3	9	.1	.4				
4-Book	1	12		.1	1	10		.1	1	5		.2	1	2		.1	1	2		.1
FA '98		19				9														
WPHI-FM																				
FA '99	58	1010	1.4	10.3	50	447	1.2	7.4	46	431	1.1	8.2	84	562	2.1	10.7	49	481	1.2	11.1
SU '99	57	1049	1.4	10.6	41	344	1.0	7.1	60	534	1.5	8.6	85	643	2.1	13.2	49	535	1.2	11.8
SP '99	74	1236	1.8	13.5	65	610	1.6	9.9	84	615	2.1	13.0	114	839	2.8	15.7	55	657	1.4	12.7
WI '99	66	1214	1.6	12.0	55	508	1.4	8.3	46	498	1.1	7.3	89	689	2.2	12.4	76	674	1.9	16.5
4-Book	64	1127	1.6	11.6	53	477	1.3	8.2	59	520	1.5	9.3	93	683	2.3	13.0	57	587	1.4	13.0
FA '98	79	1160	1.9	15.0	75	514	1.8	12.1	39	490	1.0	7.5	128	778	3.1	16.7	95	668	2.3	19.6
WPHT-AM																				
FA '99		17											2	27		.3	2	26		.5
SU '99	1	69		.2		9							2	9		.3	1	28		.2
SP '99	1	37		.2										9						
WI '99	1	19		.2	3	10	.1	.5	4	10	.1	.6		9			1	14		.2
4-Book	1	36		.2	1	5		.1	1	3		.2	1	11		.2	7	11	.2	1.4
FA '98	3	43	.1	.6	11	32	.3	1.8												
WPLY-FM																				
FA '99	56	1122	1.4	9.9	49	436	1.2	7.2	69	581	1.7	12.3	73	729	1.8	9.3	48	514	1.2	10.9
SU '99	53	1154	1.3	9.9	45	424	1.1	7.8	70	665	1.7	10.0	75	683	1.8	11.6	44	492	1.1	10.6
SP '99	50	1134	1.2	9.1	53	483	1.3	8.1	51	559	1.3	7.9	77	721	1.9	10.6	52	626	1.3	12.0
WI '99	35	997	.9	6.4	28	356	.7	4.2	48	431	1.2	7.6	51	567	1.3	7.1	28	439	.7	6.1
4-Book	49	1102	1.2	8.8	44	425	1.1	6.8	60	559	1.5	9.5	69	675	1.7	9.7	43	518	1.1	9.9
FA '98	36	1025	.9	6.8	41	430	1.0	6.6	29	385	.7	5.6	55	579	1.4	7.2	33	540	.8	6.8
WSSJ-AM																				
FA '99	1	61		.2		10			1	8		.2	1	17		.1		9		
SU '99	2	14		.4	8	14	.2	1.4	2	14		.3					1	8		.2
SP '99																				
WI '99		9												4				4		.1
4-Book	1	21		.2	2	6	.1	.4	1	6		.1		4				4		.1
FA '98	**	**	**	**	**	**	**	**	**	**	**	**	**	**	**	**	**	**	**	**
WUSL-FM																				
FA '99	88	1314	2.2	15.6	102	675	2.5	15.0	68	595	1.7	12.2	124	833	3.0	15.9	88	695	2.2	20.0
SU '99	93	1343	2.3	17.3	86	578	2.1	14.8	115	792	2.8	16.4	117	858	2.9	18.2	89	708	2.2	21.3
SP '99	91	1385	2.2	16.6	78	658	1.9	11.9	91	682	2.2	14.1	125	860	3.1	17.3	95	651	2.3	21.9
WI '99	85	1446	2.1	15.4	86	670	2.1	12.9	59	601	1.4	9.4	109	802	2.7	15.2	100	712	2.5	21.7
4-Book	89	1372	2.2	16.2	88	645	2.2	13.7	83	668	2.0	13.0	119	838	2.9	16.7	93	692	2.3	21.2
FA '98	79	1440	1.9	15.0	73	662	1.8	11.8	53	589	1.3	10.2	118	830	2.9	15.4	102	778	2.5	21.0
WWDB-FM																				
FA '99	1	56		.2	2	18		.3	1	10		.2	5	19	.1	.6		8		
SU '99	1	76		.2					2	34		.3	2	17		.3				
SP '99	4	126	.1	.7		8			8	63	.2	1.2	5	44	.1	.7	2	34		.5
WI '99	3	40	.1	.5	1	10		.2	5	21	.1	.8	4	21	.1	.6	3	9	.1	.7
4-Book	2	75	.1	.4	1	9		.1	4	32	.1	.6	4	25	.1	.6	1	13		.3
FA '98	2	80		.4	1	30		.2	2	41		.4	2	10		.3	3	20	.1	.6
WXTU-FM																				
FA '99	3	114	.1	.5	3	53	.1	.4	5	46	.1	.9	2	35		.3		41		.5
SU '99	4	139	.1	.7	4	64	.1	.7	4	51	.1	.6	4	67	.1	.6	2	53	.1	.9
SP '99	14	201	.3	2.6	22	119	.5	3.3	28	132	.7	4.3	12	106	.3	1.7	4	53	.1	.9
WI '99	10	177	.2	1.8	4	60	.1	.6	15	92	.4	2.4	13	111	.3	1.8	9	107	.2	2.0
4-Book	8	158	.2	1.4	8	74	.2	1.3	13	80	.3	2.1	8	80	.2	1.1	4	50	.1	.9
FA '98	12	200	.3	2.3	11	83	.3	1.8	15	91	.4	2.9	16	92	.4	2.1	6	79	.1	1.2

** Station(s) not reported this survey.

* Listener estimates adjusted for reported broadcast schedule.

+ Station(s) changed call letters - see Page 13.

4-Book: Avg. of current and previous 3 surveys.
2-Book: Avg. of most recent 2 surveys.

Target Listener Trends

Men 12-24

	Monday-Sunday 6AM-MID				Monday-Friday 6AM-10AM				Monday-Friday 10AM-3PM				Monday-Friday 3PM-7PM				Monday-Friday 7PM-MID			
	AQH (00)	Cume (00)	AQH Rtg	AQH Shr	AQH (00)	Cume (00)	AQH Rtg	AQH Shr	AQH (00)	Cume (00)	AQH Rtg	AQH Shr	AQH (00)	Cume (00)	AQH Rtg	AQH Shr	AQH (00)	Cume (00)	AQH Rtg	AQH Shr
WYSP-FM																				
FA '99	77	1348	1.9	13.6	162	833	4.0	23.8	67	496	1.6	12.0	87	615	2.1	11.1	40	399	1.0	9.1
SU '99	76	1229	1.9	14.2	148	635	3.6	25.5	106	671	2.6	15.1	69	647	1.7	10.7	38	457	.9	9.1
SP '99	90	1153	2.2	16.5	206	784	5.1	31.3	101	604	2.5	15.7	89	625	2.2	12.3	49	461	1.2	11.3
WI '99	96	1249	2.4	17.4	200	851	4.9	30.0	124	698	3.0	19.7	110	747	2.7	15.4	41	412	1.0	8.9
4-Book	85	1245	2.1	15.4	179	776	4.4	27.7	100	617	2.4	15.6	89	659	2.2	12.4	42	432	1.0	9.6
FA '98	83	1194	2.0	15.7	197	820	4.8	31.7	104	544	2.6	19.9	81	502	2.0	10.6	37	382	.9	7.6
WJBR-FM																				
FA '99		17				8								10				10		
SU '99	3	41	.1	.6	4	24	.1	.7	5	33	.1	.7	3	17	.1	.5	1	8		.2
SP '99	1	37		.2	1	19		.2		7			2	18		.3		7		
WI '99	2	38		.4	1	9		.2	3	29	.1	.5	1	19		.1	1	8		.2
4-Book	2	33		.3	2	15		.3	2	17	.1	.3	2	16		.2	1	8		.1
FA '98		40				9							1	21		.1				
WKXV-FM																				
FA '99	2	88		.4					2	29		.4	4	46	.1	.5	1	27		.2
SU '99	1	48		.2					4	17	.1	.6	2	34		.3				
SP '99	1	26		.2	2	10		.3					6	18	.1	.8				
WI '99	2	67		.4	4	27	.1	.6	1	26		.2	3	49	.1	.4	1	14		.2
4-Book	2	57		.3	2	9		.2	2	18		.3	4	37	.1	.5	1	10		.1
FA '98	3	31	.1	.6					4	21	.1	.8	11	21	.3	1.4	1	10		.2
WLEV-FM																				
FA '99	**	**	**	**	**	**	**	**	**	**	**	**	**	**	**	**	**	**	**	**
SU '99	**	**	**	**	**	**	**	**	**	**	**	**	**	**	**	**	**	**	**	**
SP '99	**	**	**	**	**	**	**	**	**	**	**	**	**	**	**	**	**	**	**	**
WI '99	**	**	**	**	**	**	**	**	**	**	**	**	**	**	**	**	**	**	**	**
4-Book	**	**	**	**	**	**	**	**	**	**	**	**	**	**	**	**	**	**	**	**
FA '98	**	**	**	**	**	**	**	**	**	**	**	**	**	**	**	**	**	**	**	**
WNJO-FM																				
FA '99	2	90		.4	1	27		.1	5	19	.1	.9	2	37		.3		10		
SU '99	5	104	.1	.9	9	52	.2	1.6	10	71	.2	1.4	5	43	.1	.8	2	26		.5
SP '99	2	55		.4	1	20		.2					3	27	.1	.4	2	36		.5
WI '99	1	85		.2	2	37		.3	2	46		.3	2	38		.3				
4-Book	3	84		.5	3	34	.1	.6	4	34	.1	.7	3	36	.1	.5	1	18		.3
FA '98	1	49		.2	1	29		.2	1	19		.2	1	9		.1		19		
WPST-FM																				
FA '99	20	538	.5	3.5	19	246	.5	2.8	23	143	.6	4.1	26	293	.6	3.3	14	201	.3	3.2
SU '99	20	576	.5	3.7	15	191	.4	2.6	24	324	.6	3.4	28	306	.7	4.3	23	274	.6	5.5
SP '99	11	510	.3	2.0	10	102	.2	1.5	11	208	.3	1.7	14	216	.3	1.9	10	195	.2	2.3
WI '99	14	607	.3	2.5	13	261	.3	2.0	7	182	.2	1.1	22	327	.5	3.1	19	279	.5	4.1
4-Book	16	558	.4	2.9	14	200	.4	2.2	16	214	.4	2.6	23	286	.5	3.2	17	237	.4	3.8
FA '98	15	502	.4	2.8	8	177	.2	1.3	20	218	.5	3.8	23	245	.6	3.0	15	218	.4	3.1
WSTV-FM																				
FA '99	1	179		.2	1	27		.1	1	29		.2	2	90		.3	2	65		.5
SU '99	2	124		.4	3	24	.1	.5	4	58	.1	.6	2	50		.3	1	25		.2
SP '99	**	**	**	**	**	**	**	**	**	**	**	**	**	**	**	**	**	**	**	**
WI '99	**	**	**	**	**	**	**	**	**	**	**	**	**	**	**	**	**	**	**	**
4-Book	**	**	**	**	**	**	**	**	**	**	**	**	**	**	**	**	**	**	**	**
FA '98	**	**	**	**	**	**	**	**	**	**	**	**	**	**	**	**	**	**	**	**
TOTALS																				
FA '99	565	3823	13.9		680	2988	16.7		559	2326	13.7		782	3117	19.2		440	2555	10.8	
SU '99	537	3827	13.2		580	2572	14.2		700	2846	17.2		644	3134	15.8		417	2625	10.2	
SP '99	547	3889	13.4		658	2915	16.2		644	2515	15.8		724	3260	17.8		434	2656	10.7	
WI '99	551	3860	13.5		666	3092	16.4		629	2416	15.4		715	3118	17.6		461	2663	11.3	
4-Book	550	3850	13.5		646	2892	15.9		633	2526	15.5		716	3157	17.6		438	2625	10.8	
FA '98	527	3854	12.9		621	3006	15.2		522	2361	12.8		766	3027	18.8		485	2755	11.9	

Target Listener Trends - Men 12-24

** Station(s) not reported this survey.

* Listener estimates adjusted for reported broadcast schedule.

+ Station(s) changed call letters - see Page 13.

4-Book: Avg. of current and previous 3 surveys.
2-Book: Avg. of most recent 2 surveys.

Target Listener Estimates

Men 12-24																				
Monday-Friday 6AM-7PM				Weekend 6AM-MID				Saturday 6AM-10AM				Saturday 10AM-3PM				Saturday 3PM-7PM				
AQH (00)	Cume (00)	AQH Rtg	AQH Shr	AQH (00)	Cume (00)	AQH Rtg	AQH Shr	AQH (00)	Cume (00)	AQH Rtg	AQH Shr	AQH (00)	Cume (00)	AQH Rtg	AQH Shr	AQH (00)	Cume (00)	AQH Rtg	AQH Shr	
KYW -AM																				
FA '99	8	271	.2	1.2	1	73	.2	1.2	3	16	.1	1.0	1	6	.1	1.0	1	8	.1	
4-Book	11	252	.3	1.6	4	113	.1	1.1	10	37	.3	3.6	4	23	.1	1.6	1	11	.2	
WBEB-FM																				
FA '99	15	297	.4	2.3	12	144	.3	2.6	5	20	.1	1.7	15	20	.4	2.1	10	18	.2	
4-Book	12	228	.3	1.8	10	147	.2	2.3	5	22	.1	1.7	10	39	.3	1.5	11	34	.3	
WDAS-AM																				
FA '99	6	63	.1	.9	7	74	.2	1.5	3	9	.1	1.0	2	11	.3	1.0				
4-Book	3	34	.4	1.4	3	40	.1	.7	1	4	.4	1.4	1	5	.1	.7				
WDAS-FM																				
FA '99	20	277	.5	3.0	16	235	.4	3.4	12	52	.3	4.0	16	49	.4	2.3	27	69	.7	
4-Book	16	229	.4	2.4	13	170	.3	3.2	6	26	.2	2.2	18	47	.4	2.7	24	41	.6	
+WEJM-FM																				
FA '99	8	187	.2	1.2	5	106	.1	1.1					7	26	.2	1.0	5	32	.1	
4-Book	17	342	.4	2.6	8	166	.2	1.9	7	27	.2	2.7	12	40	.3	1.8	11	60	.3	
+WEMG-AM																				
FA '99	2	35	.3	1.3	4	26	.1	.9	9	18	.2	3.0	7	18	.2	1.0				
4-Book	2	27	.3	1.3	2	22	.5	1.5	3	7	.1	1.0	6	16	.1	.9				
+WEMG-FM																				
FA '99	7	42	.2	1.1	3	31	.1	.6	5	31	.1	1.7	4	23	.1	.6	10	23	.2	
4-Book	**	**	**	**	**	**	**	**	**	**	**	**	**	**	**	**	**	**	**	**
WHAT-AM																				
FA '99	1	22	.2	1.2																
4-Book	2	10	.3	1.3		13	.1	1.1					1	2	.1	1.1				
WIOQ-FM																				
FA '99	91	1113	2.2	13.7	57	731	1.4	12.1	44	157	1.1	14.6	85	280	2.1	12.1	88	235	2.2	
4-Book	61	941	1.5	9.2	41	647	1.0	9.6	32	119	.8	11.6	63	232	1.6	9.5	56	199	1.4	
WIP -AM																				
FA '99	17	163	.4	2.6	9	137	.2	1.9	7	35	.2	2.3	7	38	.2	1.0				
4-Book	17	227	.4	2.6	8	149	.2	1.8	7	35	.2	2.6	10	41	.2	1.5	8	23	.2	
WJJZ-FM																				
FA '99	8	77	.2	1.2	2	66	.4	1.4	1	11	.3	1.3	1	9	.1	.9	10	18	.2	
4-Book	9	137	.2	1.3	6	92	.1	1.4	3	11	.1	1.2	6	18	.1	.9	9	21	.2	
+VLCE-FM																				
WYXR-FM																				
FA '99	28	276	.7	4.2	12	103	.3	2.6	4	26	.1	1.3	21	49	.5	3.0	27	57	.7	
4-Book	15	223	.4	2.3	11	134	.3	2.5	7	30	.2	2.6	17	45	.4	2.6	18	42	.5	
WMGK-FM																				
FA '99	27	295	.7	4.1	14	144	.3	3.0	2	9	.7	1.7	24	46	.6	3.4	34	69	.8	
4-Book	21	281	.5	3.1	9	130	.2	2.0	4	16	.1	1.3	13	41	.3	1.9	14	39	.3	
WMMR-FM																				
FA '99	34	686	.8	5.1	15	408	.4	3.2	13	36	.3	4.3	17	157	.4	2.4	31	128	.8	
4-Book	38	598	.9	5.8	18	363	.5	4.2	9	29	.2	3.2	37	146	.9	5.7	27	100	.7	
WNAP-AM																				
FA '99	* 3	16	.1	.5	* 3	30	.1	.6	*				5	9	.1	.7	*			
4-Book	1	9	.1	1.1	1	11	.2	1.2					2	5	.2	1.2				
WOGL-FM																				
FA '99	7	160	.2	1.1	10	101	.2	2.1	11	42	.3	3.7	13	49	.3	1.8	15	42	.4	
4-Book	18	186	.5	2.7	7	117	.2	1.7	5	25	.1	1.9	11	34	.3	1.7	11	36	.3	
WPEN-AM																				
FA '99	1	21	.2	1.2	2	8	.4	1.4	2	8	.7	1.7	6	8	.1	.9	5	8	.1	
4-Book	1	12	.1	1.1	1	7	.2	1.2	1	2	.2	1.2	2	2	.2	1.2	2	4	.3	

** Station(s) not reported this survey.

* Listener estimates adjusted for reported broadcast schedule.

+ Station(s) changed call letters - see Page 13.

4-Book: Avg. of current and previous 3 surveys.
2-Book: Avg. of most recent 2 surveys.

Target Listener Estimates



Target Listener Estimates - Men 12-24

	Men 12-24																			
	Monday-Friday 6AM-7PM				Weekend 6AM-MID				Saturday 6AM-10AM				Saturday 10AM-3PM				Saturday 3PM-7PM			
	AQH (00)	Cume (00)	AQH Rtg	AQH Shr	AQH (00)	Cume (00)	AQH Rtg	AQH Shr	AQH (00)	Cume (00)	AQH Rtg	AQH Shr	AQH (00)	Cume (00)	AQH Rtg	AQH Shr	AQH (00)	Cume (00)	AQH Rtg	AQH Shr
WPHI-FM																				
FA '99	59	830	1.4	8.9	62	605	1.5	13.2	34	112	.8	11.3	92	312	2.3	13.1	93	225	2.3	13.9
4-Book	68	954	1.7	10.2	60	670	1.5	14.3	33	118	.8	12.0	93	275	2.3	14.2	78	213	1.9	14.3
WPHT-AM																				
FA '99					1	17		.2									1	9		.1
4-Book	1	16		.2	1	15		.2					1	2		.1	2	2		
WPLY-FM																				
FA '99	64	959	1.6	9.6	47	735	1.2	10.0	35	139	.9	11.6	90	369	2.2	12.8	55	169	1.4	8.2
4-Book	58	940	1.5	8.7	36	616	.9	8.4	22	88	.5	7.9	67	268	1.7	10.0	37	177	.9	6.6
WSSJ-AM																				
FA '99	1	27		.2	3	42	.1	.6					2	16		.3	4	8	.1	.6
4-Book	1	10		.2	1	16		.3	1	2		.2	2	6		.3	2	4	.1	.4
WUSL-FM																				
FA '99	96	1163	2.4	14.5	75	853	1.8	16.0	66	192	1.6	21.9	118	413	2.9	16.8	80	217	2.0	12.0
4-Book	96	1189	2.4	14.4	76	835	1.9	18.1	49	156	1.2	17.5	116	346	2.9	17.7	104	268	2.6	19.7
WVDB-FM																				
FA '99	3	47	.1	.5		18			2	18		.7								
4-Book	3	51	.1	.5	2	34		.5	4	9	.1	1.3	2	11		.3	1	2		.1
WXTU-FM																				
FA '99	3	98	.1	.5	3	43	.1	.6					18	27	.4	2.6	5	17	.1	.7
4-Book	10	130	.3	1.5	6	71	.2	1.4	3	15	.1	1.1	12	36	.3	1.9	7	23	.2	1.2
WYSP-FM																				
FA '99	103	1189	2.5	15.5	56	713	1.4	11.9	22	95	.5	7.3	60	232	1.5	8.5	64	180	1.6	9.6
4-Book	121	1122	3.0	18.2	50	665	1.3	11.9	36	122	.9	13.1	66	268	1.6	10.0	53	193	1.3	9.7
WJBR-FM																				
FA '99		17			1	9		.3					3	7	.1	.4	1	3		.3
4-Book	2	33		.3																
WKXV-FM																				
FA '99	2	55		.3	1	33		.2					3	25	.1	.4	4	8	.1	.6
4-Book	2	45		.3		12		.1					1	8		.2	2	4		.3
WLEV-FM																				
FA '99	**	**	**	**	**	**	**	**	**	**	**	**	**	**	**	**	**	**	**	**
4-Book	**	**	**	**	**	**	**	**	**	**	**	**	**	**	**	**	**	**	**	**
WNJO-FM																				
FA '99	3	73	.1	.5		17							2	8		.3	1	9		.1
4-Book	4	70	.1	.5	1	25		.2	1	5		.2	4	16	.1	.6	2	7		.3
WPST-FM																				
FA '99	23	424	.6	3.5	20	337	.5	4.3	9	62	.2	3.0	30	177	.7	4.3	30	87	.7	4.5
4-Book	18	453	.4	2.7	14	298	.4	3.4	7	48	.2	2.3	24	111	.6	3.6	15	67	.4	2.5
WSTV-FM																				
FA '99	1	136		.2	1	43		.2					5	25	.1	.7	1	8		.1
4-Book	**	**	**	**	**	**	**	**	**	**	**	**	**	**	**	**	**	**	**	**
TOTALS																				
FA '99	664	3750	16.3		470	3075	11.5		301	874	7.4		703	1804	17.3		669	1411	16.4	
4-Book	663	3718	16.3		423	3085	10.4		275	820	6.8		661	1721	16.3		544	1346	13.4	

** Station(s) not reported this survey.

* Listener estimates adjusted for reported broadcast schedule.

+ Station(s) changed call letters - see Page 13.

4-Book: Avg. of current and previous 3 surveys.
2-Book: Avg. of most recent 2 surveys.

Target Listener Estimates

Men 12-24

	Saturday 7PM-MID				Sunday 6AM-10AM				Sunday 10AM-3PM				Sunday 3PM-7PM				Sunday 7PM-MID				
	AQH (00)	Cume (00)	AQH Rtg	AQH Shr	AQH (00)	Cume (00)	AQH Rtg	AQH Shr	AQH (00)	Cume (00)	AQH Rtg	AQH Shr	AQH (00)	Cume (00)	AQH Rtg	AQH Shr	AQH (00)	Cume (00)	AQH Rtg	AQH Shr	
KYW -AM																					
FA '99									5	39	.1	1.0	1	9	.2			8			
4-Book	2	16	.5		9	29	.2	4.2	3	18	.1	.7	5	14	.1	1.1	2	16	.1	.6	
WBEB-FM																					
FA '99	17	54	.4	3.6		8			4	25	.1	.8	17	30	.4	3.6	27	55	.7	7.9	
4-Book	10	32	.2	2.3	2	12	.1	.9	11	50	.3	2.4	13	35	.3	3.0	14	39	.3	4.3	
WDAS-AM																					
FA '99					25	55	.6	9.9	9	36	.2	1.8	9	19	.2	1.9	10	20	.2	2.9	
4-Book		2	.1		13	32	.3	5.4	5	21	.1	1.0	2	5	.1	.5	3	5	.1	.7	
WDAS-FM																					
FA '99	24	58	.6	5.1	5	27	.1	2.0	11	51	.3	2.2	17	27	.4	3.6	18	43	.4	5.2	
4-Book	16	30	.4	3.8	3	17	.1	1.5	10	45	.2	2.1	15	36	.4	3.5	14	28	.3	4.1	
+WEJM-FM																					
FA '99	12	27	.3	2.5	2	9		.8	2	16		.4	5	29	.1	1.1	4	18	.1	1.2	
4-Book	5	22	.1	1.1	2	13		1.0	6	31	.1	1.5	10	44	.2	2.4	7	31	.2	2.1	
+WEMG-AM																					
FA '99									8	8	.2	1.6	5	8	.1	1.1					
4-Book					1	6		.4	3	9	.1	.6	1	2		.3	1	2		.5	
+WEMG-FM																					
FA '99					2	8		.8	5	14	.1	1.0									
4-Book	**	**	**	**	**	**	**	**	**	**	**	**	**	**	**	**	**	**	**	**	**
WHAT-AM																					
FA '99																					
4-Book	1	2		.1		2		.1	3	10	.1	.5									
W100-FM																					
FA '99	71	194	1.7	15.0	39	118	1.0	15.5	61	210	1.5	12.1	46	171	1.1	9.8	23	130	.6	6.7	
4-Book	56	190	1.4	13.3	21	77	.5	9.1	39	181	1.0	8.2	35	131	.9	8.1	22	103	.5	7.0	
WIP -AM																					
FA '99	1	8		.2	6	9	.1	2.4	30	71	.7	5.9	13	56	.3	2.8	5	29	.1	1.5	
4-Book	6	27	.1	1.4	4	15	.1	1.7	12	39	.3	2.4	8	32	.2	1.8	7	36	.2	2.0	
WJZ-FM																					
FA '99					1	8		.4	1	8		.2	3	11	.1	.6	1	8		.3	
4-Book	7	19	.1	1.6	5	18	.1	2.5	6	19	.1	1.2	6	23	.2	1.4	3	16	.1	1.2	
+WLCE-FM																					
WYXR-FM																					
FA '99	12	57	.3	2.5	5	36	.1	2.0	21	45	.5	4.2	1	9		.2	2	9		.6	
4-Book	9	40	.2	2.1	6	27	.1	2.7	15	53	.4	3.2	6	33	.1	1.4	7	22	.1	2.0	
WMGK-FM																					
FA '99	11	44	.3	2.3	2	9		.8	11	27	.3	2.2	20	45	.5	4.3	5	29	.1	1.5	
4-Book	7	28	.2	1.7	2	13		.9	11	37	.3	2.3	15	34	.4	3.5	4	25	.1	1.1	
WMMR-FM																					
FA '99	11	72	.3	2.3	4	35	.1	1.6	8	44	.2	1.6	24	144	.6	5.1	14	75	.3	4.1	
4-Book	14	80	.3	3.2	6	30	.1	2.8	16	77	.4	3.5	20	91	.5	4.7	10	63	.2	3.4	
WNAP-AM																					
FA '99					* 9	11	.2	3.6	2	11		.4	*								
4-Book	**	**	**	**	5	7	.1	2.1	1	3		.1					**	**	**	**	
WOGL-FM																					
FA '99	15	34	.4	3.2	4	25	.1	1.6	5	17	.1	1.0	7	24	.2	1.5	11	16	.3	3.2	
4-Book	6	20	.2	1.2	8	22	.2	3.9	5	20	.1	.9	4	18	.1	1.0	8	26	.2	2.6	
WPEN-AM																					
FA '99																					
4-Book													1	2		.2		2		.1	

** Station(s) not reported this survey.

* Listener estimates adjusted for reported broadcast schedule.

+ Station(s) changed call letters - see Page 13.

4-Book: Avg. of current and previous 3 surveys.
2-Book: Avg. of most recent 2 surveys.

Target Listener Estimates

Men 12-24

Target Listener Estimates - Men 12-24

	Saturday 7PM-MID				Sunday 6AM-10AM				Sunday 10AM-3PM				Sunday 3PM-7PM				Sunday 7PM-MID			
	AQH (00)	Cume (00)	AQH Rtg	AQH Shr	AQH (00)	Cume (00)	AQH Rtg	AQH Shr	AQH (00)	Cume (00)	AQH Rtg	AQH Shr	AQH (00)	Cume (00)	AQH Rtg	AQH Shr	AQH (00)	Cume (00)	AQH Rtg	AQH Shr
WPHI-FM																				
FA '99	64	194	1.6	13.5	40	149	1.0	15.9	64	186	1.6	12.7	55	164	1.4	11.7	47	117	1.2	13.7
4-Book	69	232	1.7	16.5	31	86	.8	14.2	68	201	1.7	14.9	58	169	1.5	13.6	44	141	1.1	14.0
WPHT-AM																				
FA '99													2	8	.4		3	8	.1	.9
4-Book									2	4	.1	.3	2	11	.1	.5	1	2		.2
WPLY-FM																				
FA '99	41	143	1.0	8.6	26	98	.6	10.3	49	229	1.2	9.7	35	159	.9	7.5	41	167	1.0	12.0
4-Book	32	151	.8	7.5	15	48	.4	6.5	43	193	1.1	9.3	34	152	.9	8.0	30	122	.7	9.5
WSSJ-AM																				
FA '99									11	18	.3	2.2					4	8	.1	1.2
4-Book									3	6	.1	.7					1	2		.3
WUSL-FM																				
FA '99	103	304	2.5	21.7	45	140	1.1	17.9	52	179	1.3	10.3	62	205	1.5	13.2	66	198	1.6	19.2
4-Book	84	280	2.1	19.8	46	139	1.1	21.0	72	225	1.8	15.8	72	208	1.8	17.0	59	189	1.4	18.3
WWDB-FM																				
FA '99					1	9		.4												
4-Book	1	5		.3	1	7		.6	4	16	.1	.9	1	5		.2	2	7	.1	.7
WXTU-FM																				
FA '99										8			2	9	.4					
4-Book	4	15	.1	.9	2	12		1.1	9	39	.3	2.1	6	19	.1	1.4	2	10		.5
WYSP-FM																				
FA '99	48	147	1.2	10.1	20	96	.5	7.9	110	340	2.7	21.8	95	307	2.3	20.3	23	81	.6	6.7
4-Book	48	161	1.2	11.3	17	70	.4	7.6	70	240	1.7	15.2	65	199	1.6	15.1	39	129	1.0	12.6
WJBR-FM																				
FA '99																				
4-Book					1	4		.4	2	2	.1	.4	2	2		.4				
WKXV-FM																				
FA '99																				
4-Book																				
VLEV-FM																				
FA '99	**	**	**	**	**	**	**	**	**	**	**	**	**	**	**	**	**	**	**	**
4-Book	**	**	**	**	**	**	**	**	**	**	**	**	**	**	**	**	**	**	**	**
WNJO-FM																				
FA '99																				
4-Book					1	2		.3	1	5		.1	1	5		.3	1	7		.2
WPST-FM																				
FA '99	16	53	.4	3.4	6	27	.1	2.4	19	73	.5	3.8	26	89	.6	5.5	20	82	.5	5.8
4-Book	18	81	.4	4.2	3	24		1.3	17	74	.4	3.5	18	71	.5	4.2	11	57	.3	3.4
WSTV-FM																				
FA '99		9			**	**	**	**	**	**	**	**	**	**	**	**	**	**	**	**
4-Book	**	**	**	**	**	**	**	**	**	**	**	**	**	**	**	**	**	**	**	**
TOTALS																				
FA '99	474	1180	11.6		252	723	6.2		505	1345	12.4		469	1166	11.5		343	992	8.4	
4-Book	422	1229	10.4		220	664	5.4		465	1335	11.4		427	1098	10.5		316	962	7.8	

** Station(s) not reported this survey.

* Listener estimates adjusted for reported broadcast schedule.

+ Station(s) changed call letters - see Page 13.

4-Book: Avg. of current and previous 3 surveys.
2-Book: Avg. of most recent 2 surveys.

Target Listener Trends

Men 18-34

	Monday-Sunday 6AM-MID				Monday-Friday 6AM-10AM				Monday-Friday 10AM-3PM				Monday-Friday 3PM-7PM				Monday-Friday 7PM-MID			
	AQH (00)	Cume (00)	AQH Rtg	AQH Shr	AQH (00)	Cume (00)	AQH Rtg	AQH Shr	AQH (00)	Cume (00)	AQH Rtg	AQH Shr	AQH (00)	Cume (00)	AQH Rtg	AQH Shr	AQH (00)	Cume (00)	AQH Rtg	AQH Shr
KYW -AM																				
FA '99	21	770	.4	2.1	60	529	1.1	4.0	20	219	.4	1.4	28	357	.5	2.2	4	127	.1	.8
SU '99	28	966	.5	2.8	63	600	1.1	4.3	31	279	.5	2.1	33	369	.6	2.8	9	158	.2	1.7
SP '99	22	855	.4	2.0	63	578	1.1	3.8	16	251	.3	1.0	25	343	.4	1.9	5	120	.1	.9
WI '99	25	869	.4	2.3	75	644	1.3	4.7	20	223	.4	1.3	29	352	.5	2.2	11	150	.2	1.8
4-Book	24	865	.4	2.3	65	588	1.2	4.2	22	243	.4	1.5	29	355	.5	2.3	7	139	.2	1.3
FA '98	15	759	.3	1.4	37	425	.7	2.3	16	232	.3	1.1	18	307	.3	1.3	6	163	.1	1.0
WBEB-FM																				
FA '99	36	479	.6	3.6	31	204	.6	2.1	65	241	1.2	4.6	42	244	.8	3.3	25	168	.4	4.9
SU '99	31	553	.5	3.1	45	184	.8	3.1	50	277	.9	3.5	28	275	.5	2.4	18	196	.3	3.3
SP '99	39	515	.7	3.6	36	229	.6	2.2	71	232	1.3	4.4	50	251	.9	3.8	26	191	.5	4.6
WI '99	28	439	.5	2.6	26	158	.5	1.6	38	202	.7	2.4	44	268	.8	3.3	18	134	.3	3.0
4-Book	34	497	.6	3.2	35	194	.6	2.3	56	238	1.0	3.7	41	260	.8	3.2	22	172	.4	4.0
FA '98	30	483	.5	2.8	29	196	.5	1.8	57	220	1.0	3.8	46	263	.8	3.3	18	136	.3	2.9
WDAS-AM																				
FA '99	4	109	.1	.4	6	44	.1	.4	1	10		.1	2	21		.2	3	23	.1	.6
SU '99	3	82	.1	.3	1	15		.1	3	17	.1	.2	3	22	.1	.3		8		
SP '99	2	32		.2	3	23	.1	.2	7	32	.1	.4	1	18		.1		5		
WI '99	2	74		.2	1	6		.1	3	21	.1	.2	1	19		.1		6		
4-Book	3	74	.1	.3	3	22	.1	.2	4	20	.1	.2	2	20		.2	1	11		.2
FA '98	3	65	.1	.3	9	56	.2	.6	10	10			3	22	.1	.2				
WDAS-FM																				
FA '99	33	518	.6	3.3	48	247	.9	3.2	29	253	.5	2.0	43	310	.8	3.4	33	246	.6	6.4
SU '99	46	606	.8	4.6	56	279	1.0	3.8	58	280	1.0	4.0	50	270	.9	4.2	40	304	.7	7.4
SP '99	51	665	.9	4.7	69	387	1.2	4.2	76	343	1.3	4.7	63	325	1.1	4.8	43	292	.8	7.6
WI '99	68	635	1.2	6.3	72	357	1.3	4.6	89	316	1.6	5.6	78	339	1.4	5.8	83	340	1.5	13.8
4-Book	50	606	.9	4.7	61	318	1.1	4.0	63	298	1.1	4.1	59	311	1.1	4.6	50	296	.9	8.8
FA '98	70	757	1.2	6.5	106	527	1.9	6.7	90	408	1.6	6.0	82	387	1.5	5.9	48	367	.8	7.8
+WEJM-FM																				
FA '99	28	600	.5	2.8	19	225	.3	1.3	48	245	.9	3.4	48	337	.9	3.8	13	147	.2	2.5
SU '99	39	684	.7	3.9	30	233	.5	2.0	74	338	1.3	5.1	48	341	.8	4.0	21	208	.4	3.9
SP '99	33	845	.6	3.0	40	338	.7	2.4	55	285	1.0	3.4	41	468	.7	3.1	13	253	.2	2.3
WI '99	50	1066	.9	4.6	56	484	1.0	3.5	85	412	1.5	5.3	66	614	1.2	4.9	24	338	.4	4.0
4-Book	38	799	.7	3.6	36	320	.6	2.3	66	320	1.2	4.3	51	440	.9	4.0	18	237	.3	3.2
FA '98	26	853	.5	2.4	25	337	.4	1.6	42	449	.7	2.8	47	558	.8	3.4	13	292	.2	2.1
+WEMG-AM																				
FA '99	13	77	.2	1.3	18	50	.3	1.2	20	48	.4	1.4	6	50	.1	.5	7	32	.1	1.4
SU '99	1	30		.1					2	6		.1	3	30	.1	.3		8		
SP '99	3	44	.1	.3	4	37	.1	.2	5	20	.1	.3	1	7		.1				
WI '99	6	37	.1	.6	8	31	.1	.5	16	18	.3	1.0	9	23	.2	.7		6		
4-Book	6	47	.1	.6	8	30	.1	.5	11	23	.2	.7	5	28	.1	.4	2	12		.4
FA '98	4	59	.1	.4	4	18	.1	.3	4	24	.1	.3	6	41	.1	.4	3	24	.1	.5
+WEMG-FM																				
FA '99	11	73	.2	1.1	22	52	.4	1.5	20	43	.4	1.4	10	62	.2	.8	1	43		.2
SU '99	5	79	.1	.5	5	45	.1	.3	5	37	.1	.3	7	48	.1	.6		13		
SP '99	**	**	**	**	**	**	**	**	**	**	**	**	**	**	**	**	**	**	**	**
WI '99	**	9			**	**	**	**	**	**	**	**	1	9		.1				
4-Book	**	**	**	**	**	**	**	**	**	**	**	**	**	**	**	**	**	**	**	**
FA '98	1	26		.1		9												17		
WHAT-AM																				
FA '99	5	98	.1	.5	1	11		.1	7	46	.1	.5	3	18	.1	.2	11	30	.2	2.1
SU '99	9	68	.2	.9	19	29	.3	1.3	10	50	.2	.7	17	29	.3	1.4	3	38	.1	.6
SP '99		29				11				9				9						
WI '99		13																		
4-Book	4	52	.1	.4	5	13	.1	.4	4	26	.1	.3	5	14	.1	.4	4	17	.1	.7
FA '98	1	10		.1									4	10	.1	.3				

** Station(s) not reported this survey.

* Listener estimates adjusted for reported broadcast schedule.

+ Station(s) changed call letters - see Page 13.

4-Book: Avg. of current and previous 3 surveys.
2-Book: Avg. of most recent 2 surveys.

Target Listener Trends

Men 18-34

	Monday-Sunday 6AM-MID				Monday-Friday 6AM-10AM				Monday-Friday 10AM-3PM				Monday-Friday 3PM-7PM				Monday-Friday 7PM-MID					
	AQH (00)	Cume (00)	AQH Rtg	AQH Shr	AQH (00)	Cume (00)	AQH Rtg	AQH Shr	AQH (00)	Cume (00)	AQH Rtg	AQH Shr	AQH (00)	Cume (00)	AQH Rtg	AQH Shr	AQH (00)	Cume (00)	AQH Rtg	AQH Shr		
W100-FM																						
FA '99	66	1073	1.2	6.6	72	541	1.3	4.8	90	557	1.6	6.3	84	642	1.5	6.7	43	405	.8	8.4		
SU '99	48	1323	.8	4.8	51	530	.9	3.5	63	625	1.1	4.4	54	603	1.0	4.5	40	498	.7	7.4		
SP '99	71	1364	1.3	6.6	75	593	1.3	4.6	120	654	2.1	7.4	87	819	1.5	6.6	44	489	.8	7.8		
WI '99	46	1026	.8	4.3	44	389	.8	2.8	72	558	1.3	4.5	69	510	1.2	5.2	26	428	.5	4.3		
4-Book	58	1197	1.0	5.6	61	513	1.1	3.9	86	599	1.5	5.7	74	644	1.3	5.8	38	455	.7	7.0		
FA '98	43	964	.8	4.0	43	347	.8	2.7	61	488	1.1	4.1	58	555	1.0	4.2	36	321	.6	5.9		
WIP -AM																						
FA '99	49	765	.9	4.9	72	397	1.3	4.8	80	338	1.4	5.6	77	467	1.4	6.1	16	267	.3	3.1		
SU '99	40	797	.7	4.0	54	387	1.0	3.7	68	424	1.2	4.7	75	487	1.3	6.3	14	195	.2	2.6		
SP '99	54	863	1.0	5.0	92	478	1.6	5.6	85	365	1.5	5.3	70	529	1.2	5.3	27	304	.5	4.8		
WI '99	66	1165	1.2	6.1	79	554	1.4	5.0	109	571	1.9	6.8	101	735	1.8	7.6	32	392	.6	5.3		
4-Book	52	898	1.0	5.0	74	454	1.3	4.8	86	425	1.5	5.6	81	555	1.4	6.3	22	290	.4	4.0		
FA '98	58	942	1.0	5.4	71	505	1.3	4.5	87	478	1.5	5.8	101	656	1.8	7.2	24	327	.4	3.9		
WJZZ-FM																						
FA '99	16	306	.3	1.6	15	73	.3	1.0	18	64	.3	1.3	16	175	.3	1.3	22	177	.4	4.3		
SU '99	24	410	.4	2.4	16	123	.3	1.1	43	156	.8	3.0	33	215	.6	2.8	19	134	.3	3.5		
SP '99	13	362	.2	1.2	17	166	.3	1.0	19	153	.3	1.2	16	189	.3	1.2	9	112	.2	1.6		
WI '99	19	350	.3	1.8	13	111	.2	.8	29	115	.5	1.8	32	160	.6	2.4	8	108	.1	1.3		
4-Book	18	357	.3	1.8	15	118	.3	1.0	27	122	.5	1.8	24	185	.5	1.9	15	133	.3	2.7		
FA '98	28	385	.5	2.6	33	159	.6	2.1	48	180	.8	3.2	32	174	.6	2.3	22	172	.4	3.6		
+WLCE-FM																						
WYXR-FM																						
FA '99	48	622	.9	4.8	70	322	1.3	4.7	89	307	1.6	6.3	59	432	1.1	4.7	11	163	.2	2.1		
SU '99	22	639	.4	2.2	20	189	.4	1.4	40	245	.7	2.8	29	262	.5	2.4	12	217	.2	2.2		
SP '99	31	682	.5	2.9	37	281	.7	2.3	42	300	.7	2.6	43	370	.8	3.2	18	165	.3	3.2		
WI '99	28	686	.5	2.6	34	234	.6	2.2	26	250	.5	1.6	26	317	.5	1.9	30	233	.5	5.0		
4-Book	32	657	.6	3.1	40	257	.8	2.7	49	276	.9	3.3	39	345	.7	3.1	18	195	.3	3.1		
FA '98	29	704	.5	2.7	33	263	.6	2.1	29	273	.5	1.9	34	325	.6	2.4	24	287	.4	3.9		
WMGK-FM																						
FA '99	34	563	.6	3.4	21	275	.4	1.4	66	251	1.2	4.6	53	376	1.0	4.2	12	180	.2	2.3		
SU '99	47	803	.8	4.7	49	329	.9	3.3	87	434	1.5	6.0	71	546	1.3	6.0	19	223	.3	3.5		
SP '99	58	818	1.0	5.4	65	334	1.2	4.0	118	427	2.1	7.3	72	453	1.3	5.4	22	179	.4	3.9		
WI '99	35	831	.6	3.2	35	344	.6	2.2	67	442	1.2	4.2	49	503	.9	3.7	17	233	.3	2.8		
4-Book	44	754	.8	4.2	43	321	.8	2.7	85	389	1.5	5.5	61	470	1.1	4.8	18	204	.3	3.1		
FA '98	70	940	1.2	6.5	80	449	1.4	5.0	139	490	2.5	9.3	100	577	1.8	7.2	22	253	.4	3.6		
WMMR-FM																						
FA '99	67	1415	1.2	6.7	101	654	1.8	6.7	111	704	2.0	7.8	99	806	1.8	7.9	32	444	.6	6.3		
SU '99	60	1359	1.1	6.0	65	563	1.2	4.4	100	696	1.8	6.9	76	759	1.3	6.4	35	411	.6	6.4		
SP '99	77	1436	1.4	7.1	114	739	2.0	6.9	132	733	2.3	8.2	95	798	1.7	7.2	23	364	.4	4.1		
WI '99	73	1324	1.3	6.7	94	589	1.7	5.9	131	762	2.3	8.2	100	733	1.8	7.5	24	380	.4	4.0		
4-Book	69	1384	1.3	6.6	94	636	1.7	6.0	119	724	2.1	7.8	93	774	1.7	7.3	29	400	.5	5.2		
FA '98	86	1285	1.5	8.0	81	478	1.4	5.1	189	707	3.3	12.6	125	871	2.2	9.0	33	375	.6	5.4		
WNAP-AM																						
FA '99	*	5	.34	.1	.5	*	2	.13	.1	.1	.5	*	6	.13	.1	.5	**	**	**	**		
SU '99	1	29	.1	.1	1	6	.1	.1		6			2	14	.2	.2	**	**	**	**		
SP '99		5				5											**	**	**	**		
WI '99	1	39	.1	.1	3	13	.1	.2	1	24	.1	.2	1	11	.1	.1	**	**	**	**		
4-Book	2	27	.2	.2	2	9	.1	.1	2	11	.2	.2	2	10	.2	.2	**	**	**	**		
FA '98	**	**	**	**	**	**	**	**	**	**	**	**	**	**	**	**	**	**	**	**		
WVGL-FM																						
FA '99	8	249	.1	.8	9	102	.2	.6	16	97	.3	1.1	11	114	.2	.9	2	58	.1	.4		
SU '99	9	383	.2	.9	7	112	.1	.5	13	165	.2	.9	10	150	.2	.8	5	112	.1	.9		
SP '99	25	415	.4	2.3	26	149	.5	1.6	49	269	.9	3.0	36	191	.6	2.7	8	101	.1	1.4		
WI '99	33	470	.6	3.0	40	165	.7	2.5	60	235	1.1	3.8	43	271	.8	3.2	16	146	.3	2.7		
4-Book	19	379	.3	1.8	21	132	.4	1.3	35	192	.6	2.2	25	182	.5	1.9	8	104	.1	1.4		
FA '98	26	518	.5	2.4	30	237	.5	1.9	43	272	.8	2.9	33	219	.6	2.4	16	92	.3	2.6		

** Station(s) not reported this survey.

* Listener estimates adjusted for reported broadcast schedule.

+ Station(s) changed call letters - see Page 13.

4-Book: Avg. of current and previous 3 surveys.
2-Book: Avg. of most recent 2 surveys.

Target Listener Trends

Men 18-34

	Monday-Sunday 6AM-MID				Monday-Friday 6AM-10AM				Monday-Friday 10AM-3PM				Monday-Friday 3PM-7PM				Monday-Friday 7PM-MID			
	AQH (00)	Cume (00)	AQH Rtg	AQH Shr	AQH (00)	Cume (00)	AQH Rtg	AQH Shr	AQH (00)	Cume (00)	AQH Rtg	AQH Shr	AQH (00)	Cume (00)	AQH Rtg	AQH Shr	AQH (00)	Cume (00)	AQH Rtg	AQH Shr
WPEN-AM																				
FA '99	5	23	.1	.5	6	11	.1	.4	6	23	.1	.4	5	11	.1	.4	2	11		.4
SU '99		9							1	9		.1								
SP '99	2	32		.2	1	21		.1	2	32		.1	5	22	.1	.4		11		
WI '99	4	61	.1	.4	6	41	.1	.4	6	36	.1	.4	5	25	.1	.4				
4-Book	3	31	.1	.3	3	18	.1	.2	4	25	.1	.3	4	15	.1	.3	1	6		.1
FA '98		47				9			1	28		.1		9						
WPHI-FM																				
FA '99	50	810	.9	5.0	41	351	.7	2.7	60	407	1.1	4.2	76	466	1.4	6.1	43	392	.8	8.4
SU '99	58	1003	1.0	5.8	68	370	1.2	4.6	80	541	1.4	5.5	66	603	1.2	5.5	42	455	.7	7.7
SP '99	76	1251	1.3	7.0	63	519	1.1	3.8	91	644	1.6	5.6	115	834	2.0	8.7	63	570	1.1	11.2
WI '99	62	1006	1.1	5.7	51	404	.9	3.2	68	577	1.2	4.3	72	570	1.3	5.4	66	563	1.2	11.0
4-Book	62	1018	1.1	5.9	56	411	1.0	3.6	75	542	1.3	4.9	82	618	1.5	6.4	54	495	1.0	9.6
FA '98	71	1047	1.3	6.6	82	454	1.5	5.2	58	485	1.0	3.9	101	619	1.8	7.2	78	528	1.4	12.7
WPHT-AM																				
FA '99	2	95		.2	3	32	.1	.2	3	21	.1	.2	2	32		.2	1	22		.2
SU '99	8	235	.1	.8	6	37	.1	.4	8	63	.1	.6	17	102	.3	1.4	9	83	.2	1.7
SP '99	1	105		.1	1	10		.1					4	37	.1	.3	1	47		.2
WI '99	7	160	.1	.6	7	53	.1	.4	17	86	.3	1.1	7	46	.1	.5	2	20		.3
4-Book	5	149	.1	.4	4	33	.1	.3	7	43	.1	.5	8	54	.1	.6	3	43	.1	.6
FA '98	4	60	.1	.4	14	29	.2	.9					8	21	.1	1.3				
WPLY-FM																				
FA '99	79	1212	1.4	7.8	85	487	1.5	5.7	139	694	2.5	9.8	117	781	2.1	9.3	33	418	.6	6.4
SU '99	77	1544	1.4	7.7	93	629	1.6	6.3	103	907	1.8	7.1	110	1024	1.9	9.2	41	508	.7	7.5
SP '99	69	1493	1.2	6.4	100	617	1.8	6.1	118	700	2.1	7.3	83	897	1.5	6.3	36	565	.6	6.4
WI '99	61	1229	1.1	5.6	61	515	1.1	3.9	108	636	1.9	6.8	87	749	1.5	6.5	25	433	.4	4.2
4-Book	72	1370	1.3	6.9	85	562	1.5	5.5	117	734	2.1	7.8	99	863	1.8	7.8	34	481	.6	6.1
FA '98	41	1234	.7	3.8	40	446	.7	2.5	58	553	1.0	3.9	62	736	1.1	4.4	20	412	.4	3.3
WSSJ-AM																				
FA '99	1	56		.1	1	10		.1	1	19		.1	1	17		.1				
SU '99	3	46	.1	.3	8	33	.1	.5	2	14		.1	2	13		.2	4	40	.1	.7
SP '99																				
WI '99	1	29		.1	1	14		.1					1	7		.1				
4-Book	1	33		.1	3	14		.2	1	8		.1	1	9		.1	1	10		.2
FA '98	**	**	**	**	**	**	**	**	**	**	**	**	**	**	**	**	**	**	**	**
WUSL-FM																				
FA '99	95	1162	1.7	9.4	133	714	2.4	8.9	92	675	1.7	6.5	116	763	2.1	9.2	85	568	1.5	16.6
SU '99	103	1318	1.8	10.3	116	685	2.1	7.9	135	748	2.4	9.3	131	834	2.3	11.0	81	682	1.4	14.9
SP '99	97	1419	1.7	9.0	95	665	1.7	5.8	107	778	1.9	6.6	129	888	2.3	9.7	90	668	1.6	16.0
WI '99	105	1325	1.9	9.7	126	705	2.2	8.0	122	766	2.2	7.6	106	775	1.9	7.9	90	645	1.6	15.0
4-Book	100	1306	1.8	9.6	118	692	2.1	7.7	114	742	2.1	7.5	121	815	2.2	9.5	87	641	1.5	15.6
FA '98	102	1399	1.8	9.5	100	703	1.8	6.3	93	661	1.6	6.2	149	825	2.6	10.7	107	727	1.9	17.4
WVDB-FM																				
FA '99	11	253	.2	1.1	3	39	.1	.2	28	139	.5	2.0	17	130	.3	1.4	5	75	.1	1.0
SU '99	14	275	.2	1.4	6	41	.1	.4	31	150	.5	2.1	21	119	.4	1.8	9	80	.2	1.7
SP '99	9	242	.2	.8	3	53	.1	.2	21	117	.4	1.3	9	89	.2	.7	8	73	.1	1.4
WI '99	12	238	.2	1.1	6	62	.1	.4	33	126	.6	2.1	10	58	.2	.7	6	46	.1	1.0
4-Book	12	252	.2	1.1	5	49	.1	.3	28	133	.5	1.9	14	99	.3	1.2	7	69	.1	1.3
FA '98	14	268	.2	1.3	25	74	.4	1.6	20	132	.4	1.3	13	94	.2	.9	8	76	.1	1.3
WXTU-FM																				
FA '99	22	360	.4	2.2	35	210	.6	2.3	34	186	.6	2.4	28	183	.5	2.2	4	44	.1	.8
SU '99	15	313	.3	1.5	12	157	.2	.8	20	133	.4	1.4	22	206	.4	1.8	9	94	.2	1.7
SP '99	27	370	.5	2.5	38	195	.7	2.3	46	224	.8	2.9	29	236	.5	2.2	10	111	.2	1.8
WI '99	32	401	.6	3.0	46	206	.8	2.9	55	225	1.0	3.4	40	281	.7	3.0	14	169	.2	2.3
4-Book	24	361	.5	2.3	33	192	.6	2.1	39	192	.7	2.5	30	227	.5	2.3	9	105	.2	1.7
FA '98	29	481	.5	2.7	42	275	.7	2.6	38	263	.7	2.5	45	343	.8	3.2	10	205	.2	1.6

** Station(s) not reported this survey.

* Listener estimates adjusted for reported broadcast schedule.

+ Station(s) changed call letters - see Page 13.

4-Book: Avg. of current and previous 3 surveys.
2-Book: Avg. of most recent 2 surveys.

Target Listener Trends

Men 18-34

Target Listener Trends - Men 18-34

	Monday-Sunday 6AM-MID				Monday-Friday 6AM-10AM				Monday-Friday 10AM-3PM				Monday-Friday 3PM-7PM				Monday-Friday 7PM-MID			
	AQH (00)	Cume (00)	AQH Rtg	AQH Shr	AQH (00)	Cume (00)	AQH Rtg	AQH Shr	AQH (00)	Cume (00)	AQH Rtg	AQH Shr	AQH (00)	Cume (00)	AQH Rtg	AQH Shr	AQH (00)	Cume (00)	AQH Rtg	AQH Shr
WYSP-FM																				
FA '99	186	2442	3.3	18.5	503	1736	9.1	33.6	201	1046	3.6	14.1	160	983	2.9	12.7	58	617	1.0	11.3
SU '99	186	2322	3.3	18.6	533	1683	9.4	36.2	255	1289	4.5	17.6	132	1069	2.3	11.1	50	658	.9	9.2
SP '99	204	2333	3.6	18.8	542	1748	9.6	33.0	264	1390	4.7	16.4	182	1258	3.2	13.7	61	625	1.1	10.8
WI '99	206	2335	3.6	19.0	558	1830	9.9	35.3	282	1325	5.0	17.6	199	1157	3.5	14.9	48	516	.8	8.0
4-Book	196	2358	3.5	18.7	534	1749	9.5	34.5	251	1263	4.5	16.4	168	1117	3.0	13.1	54	604	1.0	9.8
FA '98	191	2365	3.4	17.8	554	1698	9.8	34.9	265	1192	4.7	17.6	141	943	2.5	10.1	41	517	.7	6.7
WJBR-FM																				
FA '99	2	78		.2	1	30		.1					2	29		.2	4	49	.1	.8
SU '99	4	77	.1	.4	4	40	.1	.3	5	33	.1	.3	3	45	.1	.3	5	27	.1	.9
SP '99	1	71		.1		16			2	25		.1	2	26		.2	1	37		.2
WI '99	3	146	.1	.3	5	54	.1	.3	8	63	.1	.5	2	53		.1	2	21		.3
4-Book	3	93	.1	.3	3	35	.1	.2	4	30	.1	.2	2	38		.2	3	34	.1	.6
FA '98		50				9							1	20		.1				
WKXV-FM																				
FA '99	7	127	.1	.7		22			20	42	.4	1.4	12	75	.2	1.0	1	36		.2
SU '99	3	132	.1	.3	2	20		.1	4	55	.1	.3	11	103	.2	.9	1	39		.2
SP '99	6	80	.1	.6	7	30	.1	.4	13	31	.2	.8	12	59	.2	.9				
WI '99	5	198	.1	.5	11	92	.2	.7	8	102	.1	.5	10	125	.2	.7	1	57		.2
4-Book	5	134	.1	.5	5	41	.1	.3	11	58	.2	.8	11	91	.2	.9	1	33		.2
FA '98	20	206	.4	1.9	17	31	.3	1.1	39	126	.7	2.6	42	125	.7	3.0	10	68	.2	1.6
WLEV-FM																				
FA '99	1	22		.1	3	22	.1	.2					2	11		.2				
SU '99	**	**	**	**	**	**	**	**	**	**	**	**	**	**	**	**	**	**	**	**
SP '99		35											2	35		.2				
WI '99	**	**	**	**	**	**	**	**	**	**	**	**	**	**	**	**	**	**	**	**
4-Book	**	**	**	**	**	**	**	**	**	**	**	**	**	**	**	**	**	**	**	**
FA '98	**	**	**	**	**	**	**	**	**	**	**	**	**	**	**	**	**	**	**	**
WNJO-FM																				
FA '99	3	116	.1	.3	5	50	.1	.3	9	30	.2	.6	4	71	.1	.3		10		
SU '99	4	91	.1	.4	7	65	.1	.5	9	65	.2	.6	5	45	.1	.4	1	27		.2
SP '99	3	78	.1	.3	8	40	.1	.5	5	10	.1	.3	2	30		.2		21		
WI '99	2	122	.1	.2	2	33		.1	3	61	.1	.2	2	38		.1		9		
4-Book	3	102	.1	.3	6	47	.1	.4	7	42	.2	.4	3	46	.1	.3		17		.1
FA '98	3	76	.1	.3	2	28		.1	2	39		.1	7	28	.1	.5	3	28	.1	.5
WPST-FM																				
FA '99	20	584	.4	2.0	21	272	.4	1.4	30	228	.5	2.1	28	331	.5	2.2	8	156	.1	1.6
SU '99	12	642	.2	1.2	10	144	.2	.7	12	286	.2	.8	20	333	.4	1.7	10	202	.2	1.8
SP '99	19	742	.3	1.8	27	173	.5	1.6	28	315	.5	1.7	21	392	.4	1.6	8	160	.1	1.4
WI '99	12	600	.2	1.1	13	201	.2	.8	18	225	.3	1.1	20	327	.4	1.5	7	192	.1	1.2
4-Book	16	642	.3	1.5	18	198	.3	1.1	22	264	.4	1.4	22	346	.4	1.8	8	178	.1	1.5
FA '98	21	600	.4	2.0	23	169	.4	1.4	30	276	.5	2.0	31	317	.5	2.2	9	164	.2	1.5
WSTV-FM																				
FA '99	7	263	.1	.7	7	79	.1	.5	13	84	.2	.9	11	170	.2	.9	3	103	.1	.6
SU '99	5	191	.1	.5	11	104	.2	.7	10	107	.2	.7	7	77	.1	.6		29		
SP '99	**	**	**	**	**	**	**	**	**	**	**	**	**	**	**	**	**	**	**	**
WI '99	**	**	**	**	**	**	**	**	**	**	**	**	**	**	**	**	**	**	**	**
4-Book	**	**	**	**	**	**	**	**	**	**	**	**	**	**	**	**	**	**	**	**
FA '98	**	**	**	**	**	**	**	**	**	**	**	**	**	**	**	**	**	**	**	**
TOTALS																				
FA '99	1007	5285	18.1		1499	4637	27.0		1424	3986	25.6		1256	4489	22.6		512	3150	9.2	
SU '99	1001	5421	17.7		1473	4495	26.1		1446	4325	25.6		1190	4569	21.1		544	3381	9.6	
SP '99	1083	5439	19.2		1643	4778	29.1		1612	4271	28.5		1326	4777	23.5		563	3492	10.0	
WI '99	1082	5472	19.2		1580	4847	28.0		1600	4311	28.3		1335	4778	23.6		601	3495	10.6	
4-Book	1043	5404	18.6		1549	4689	27.6		1521	4223	27.0		1277	4653	22.7		555	3380	9.9	
FA '98	1075	5404	19.0		1588	4744	28.1		1502	4068	26.6		1394	4691	24.7		615	3502	10.9	

** Station(s) not reported this survey.

* Listener estimates adjusted for reported broadcast schedule.

+ Station(s) changed call letters - see Page 13.

4-Book: Avg. of current and previous 3 surveys.
2-Book: Avg. of most recent 2 surveys.

Target Listener Estimates

Men 18-34																				
Monday-Friday 6AM-7PM				Weekend 6AM-MID				Saturday 6AM-10AM				Saturday 10AM-3PM				Saturday 3PM-7PM				
AQH (00)	Cume (00)	AQH Rtg	AQH Shr	AQH (00)	Cume (00)	AQH Rtg	AQH Shr	AQH (00)	Cume (00)	AQH Rtg	AQH Shr	AQH (00)	Cume (00)	AQH Rtg	AQH Shr	AQH (00)	Cume (00)	AQH Rtg	AQH Shr	
KYW -AM																				
FA '99	34	715	.6	2.4	9	290	.2	1.4	29	162	.5	5.3	6	47	.1	.6	8	47	.1	1.0
4-Book	37	784	.7	2.6	13	341	.2	2.0	35	148	.6	6.6	14	73	.3	1.4	7	33	.1	.9
WBEB-FM																				
FA '99	47	406	.8	3.4	23	214	.4	3.6	20	60	.4	3.6	43	68	.8	4.2	21	44	.4	2.6
4-Book	45	377	.8	3.1	22	239	.4	3.5	18	57	.4	3.4	44	92	.8	4.3	29	73	.5	3.5
WDAS-AM																				
FA '99	3	54	.1	.2	7	67	.1	1.1	2	13	.4		4	20	.1	.4	4	10	.1	.5
4-Book	3	38	.1	.2	4	48	.1	.7	1	3	.1		2	7	.1	.2	1	3	.1	.1
WDAS-FM																				
FA '99	39	477	.7	2.8	23	295	.4	3.6	20	52	.4	3.6	28	119	.5	2.7	48	108	.9	5.8
4-Book	61	487	1.1	4.2	29	310	.5	4.6	20	53	.4	3.7	38	113	.7	3.7	47	92	.8	5.7
+WEJM-FM																				
FA '99	39	487	.7	2.8	17	284	.3	2.6	21	64	.4	3.8	33	137	.6	3.2	13	61	.2	1.6
4-Book	52	646	.9	3.6	25	385	.4	3.9	20	71	.4	3.7	41	149	.7	4.0	30	128	.5	3.7
+WEMG-AM																				
FA '99	15	59	.3	1.1	15	58	.3	2.3	28	50	.5	5.1	24	39	.4	2.3	3	10	.1	.4
4-Book	8	41	.2	.6	5	27	.1	.8	9	18	.2	1.6	9	15	.2	.9	2	4	.1	.2
+WEMG-FM																				
FA '99	17	62	.3	1.2	7	62	.1	1.1	8	33	.1	1.5	12	43	.2	1.2	23	42	.4	2.8
4-Book	**	**	**	**	**	**	**	**	**	**	**	**	**	**	**	**	**	**	**	**
WHAT-AM																				
FA '99	4	54	.1	.3	4	43	.1	.6	1	9	.2		6	19	.1	.6	3	19	.1	.4
4-Book	5	31	.1	.4	2	31	.1	.3		2	.1		4	8	.1	.3	1	5	.1	.1
WIOQ-FM																				
FA '99	83	951	1.5	5.9	51	584	.9	7.9	40	162	.7	7.3	84	252	1.5	8.1	66	179	1.2	8.0
4-Book	75	1007	1.3	5.1	41	626	.7	6.5	27	122	.5	5.0	73	240	1.3	7.0	55	194	1.0	6.7
WIP -AM																				
FA '99	77	633	1.4	5.5	22	363	.4	3.4	27	130	.5	4.9	20	92	.4	1.9	12	69	.2	1.5
4-Book	81	785	1.5	5.5	23	397	.4	3.6	31	106	.6	5.8	33	131	.6	3.2	21	94	.4	2.5
WJZZ-FM																				
FA '99	16	216	.3	1.1	9	138	.2	1.4	5	32	.1	.9	6	32	.1	.6	3	11	.1	.4
4-Book	23	260	.4	1.6	12	158	.2	1.8	5	25	.1	.9	16	47	.3	1.5	18	47	.3	2.1
+WLCE-FM																				
WYXR-FM																				
FA '99	74	502	1.3	5.3	26	311	.5	4.0	26	103	.5	4.7	48	138	.9	4.7	42	83	.8	5.1
4-Book	44	505	.8	3.1	22	311	.4	3.5	22	84	.4	4.0	35	118	.6	3.4	29	85	.6	3.6
WMGK-FM																				
FA '99	48	488	.9	3.4	24	238	.4	3.7	22	65	.4	4.0	63	157	1.1	6.1	40	61	.7	4.9
4-Book	65	651	1.2	4.4	24	308	.4	3.7	19	68	.3	3.5	44	149	.8	4.3	40	109	.7	5.0
WMMR-FM																				
FA '99	104	1235	1.9	7.4	25	640	.4	3.9	29	104	.5	5.3	28	220	.5	2.7	48	177	.9	5.8
4-Book	103	1215	1.8	7.1	37	671	.7	5.8	39	132	.7	7.2	75	256	1.3	7.2	55	189	1.0	6.7
WNAP-AM																				
FA '99	* 5	13	.1	.4	* 4	34	.1	.6	*				5	13	.1	.5	* 6	13	.1	.7
4-Book	2	17	.2		2	17	.3						2	5	.2		2	3	.2	
WVGL-FM																				
FA '99	12	185	.2	.9	6	81	.1	.9	5	18	.1	.9	14	21	.3	1.4	9	20	.2	1.1
4-Book	27	290	.5	1.8	12	173	.2	1.8	10	34	.2	1.8	18	52	.3	1.7	22	65	.4	2.6
WPEN-AM																				
FA '99	6	23	.1	.4	4	11	.1	.6	6	11	.1	1.1	6	11	.1	.6	8	11	.1	1.0
4-Book	4	29	.1	.3	2	17	.1	.3	2	3	.1	.3	3	10	.1	.3	4	8	.1	.5

** Station(s) not reported this survey.

* Listener estimates adjusted for reported broadcast schedule.

+ Station(s) changed call letters - see Page 13.

4-Book: Avg. of current and previous 3 surveys.
2-Book: Avg. of most recent 2 surveys.

Target Listener Estimates

Men 18-34

Target Listener Estimates - Men 18-34

	Monday-Friday 6AM-7PM				Weekend 6AM-MID				Saturday 6AM-10AM				Saturday 10AM-3PM				Saturday 3PM-7PM			
	AQH (00)	Cume (00)	AQH Rtg	AQH Shr	AQH (00)	Cume (00)	AQH Rtg	AQH Shr	AQH (00)	Cume (00)	AQH Rtg	AQH Shr	AQH (00)	Cume (00)	AQH Rtg	AQH Shr	AQH (00)	Cume (00)	AQH Rtg	AQH Shr
WPHI-FM																				
FA '99	59	680	1.1	4.2	38	492	.7	5.9	22	80	.4	4.0	70	250	1.3	6.8	49	143	.9	6.0
4-Book	71	862	1.3	4.9	49	594	.9	7.8	24	78	.4	4.4	70	240	1.3	6.7	54	183	1.0	6.7
WPHT-AM																				
FA '99	2	64	.1	.1	2	9			1	7			3	12	.1	.3	1	9		.1
4-Book	6	98	.1	.4	2	46		.4	1	7		.2	3	12	.1	.3	3	14	.1	.4
WPLY-FM																				
FA '99	116	1041	2.1	8.3	46	682	.8	7.1	26	114	.5	4.7	113	373	2.0	11.0	58	205	1.0	7.0
4-Book	102	1195	1.8	7.0	43	729	.8	6.7	32	131	.6	5.9	92	339	1.6	9.0	44	199	.8	5.4
WSSJ-AM																				
FA '99	1	27	.1	.1	3	46	.1	.5					1	8		.1				
4-Book	2	24		.1	1	23		.2	1	2		.1	2	4		.2	1	2		.1
WUSL-FM																				
FA '99	112	1058	2.0	8.0	72	737	1.3	11.2	64	202	1.2	11.6	98	319	1.8	9.5	117	306	2.1	14.2
4-Book	117	1162	2.1	8.1	79	823	1.4	12.4	50	164	.9	9.3	120	346	2.2	11.5	117	308	2.1	14.5
WVDB-FM																				
FA '99	17	233	.3	1.2	5	93	.1	.8	4	39	.1	.7	2	21		.2	5	22	.1	.6
4-Book	17	191	.3	1.2	6	98	.1	.9	6	19	.1	1.1	3	17		.3	3	16	.1	.4
WXTU-FM																				
FA '99	32	332	.6	2.3	17	170	.3	2.6	24	51	.4	4.4	38	98	.7	3.7	18	58	.3	2.2
4-Book	34	324	.6	2.3	16	193	.3	2.5	19	57	.3	3.5	27	97	.5	2.6	20	72	.4	2.5
WYSP-FM																				
FA '99	281	2184	5.1	20.1	103	1219	1.9	16.0	78	259	1.4	14.2	131	408	2.4	12.7	90	239	1.6	10.9
4-Book	312	2204	5.6	21.5	83	1059	1.5	13.0	88	259	1.6	16.2	134	421	2.4	12.9	89	288	1.6	10.9
VJBR-FM																				
FA '99	1	48	.1	.1	2	49	.3	.3	3	11	.1	.5	1	11		.1	3	20	.1	.4
4-Book	3	76	.1	.2	2	30		.3	1	5		.2	2	9		.2	1	5		.1
VKXV-FM																				
FA '99	11	118	.2	.8	2	40		.3	3	17	.1	.5	8	20	.1	.8				
4-Book	10	128	.2	.7	1	15		.1	1	4		.1	2	5		.2				
WLEV-FM																				
FA '99	1	22	.1	.1	**	**	**	**	**	**	**	**	**	**	**	**	**	**	**	**
4-Book	**	**	**	**	**	**	**	**	**	**	**	**	**	**	**	**	**	**	**	**
VNJO-FM																				
FA '99	6	110	.1	.4	1	6		.2					2	6		.2	3	6	.1	.4
4-Book	5	88	.1	.4	1	18		.2	1	6		.2	1	6		.1	1	2		.1
WPST-FM																				
FA '99	27	476	.5	1.9	18	350	.3	2.8	7	50	.1	1.3	33	181	.6	3.2	21	79	.4	2.6
4-Book	21	514	.4	1.4	12	324	.2	1.9	7	53	.1	1.3	18	119	.3	1.8	17	98	.3	2.1
VSTV-FM																				
FA '99	10	221	.2	.7	3	69	.1	.5	2	29		.4	14	52	.3	1.4	3	9	.1	.4
4-Book	**	**	**	**	**	**	**	**	**	**	**	**	**	**	**	**	**	**	**	**
TOTALS																				
FA '99	1396	5211	25.1		645	4201	11.6		550	1554	9.9		1031	2390	18.6		823	1780	14.8	
4-Book	1455	5317	25.9		637	4307	11.3		537	1505	9.6		1037	2499	18.5		814	1969	14.5	

** Station(s) not reported this survey.

* Listener estimates adjusted for reported broadcast schedule.

+ Station(s) changed call letters - see Page 13.

4-Book: Avg. of current and previous 3 surveys.
2-Book: Avg. of most recent 2 surveys.

Target Listener Estimates

Men 18-34																					
Saturday 7PM-MID				Sunday 6AM-10AM				Sunday 10AM-3PM				Sunday 3PM-7PM				Sunday 7PM-MID					
AQH (00)	Cume (00)	AQH Rtg	AQH Shr	AQH (00)	Cume (00)	AQH Rtg	AQH Shr	AQH (00)	Cume (00)	AQH Rtg	AQH Shr	AQH (00)	Cume (00)	AQH Rtg	AQH Shr	AQH (00)	Cume (00)	AQH Rtg	AQH Shr		
KYW -AM																					
FA '99	3	21	.1	.5	15	81	.3	3.9	3	30	.1	.4	9	54	.2	1.6	2	23		.6	
4-Book	5	38	.1	.9	22	103	.4	6.2	10	51	.2	1.3	8	31	.2	1.3	7	52	.1	1.9	
WBEB-FM																					
FA '99	25	70	.4	4.4	3	13	.1	.8	20	64	.4	2.5	29	87	.5	5.0	20	50	.4	5.5	
4-Book	23	69	.4	4.1	6	26	.1	1.7	25	73	.5	3.3	21	69	.4	3.5	12	28	.2	3.0	
WDAS-AM																					
FA '99					11	34	.2	2.8	15	35	.3	1.9	15	23	.3	2.6	7	11	.1	1.9	
4-Book					9	25	.2	2.5	14	32	.3	1.8	5	9	.1	.8	2	3		.5	
WDAS-FM																					
FA '99	31	75	.6	5.4	7	40	.1	1.8	14	33	.3	1.7	16	41	.3	2.8	18	43	.3	5.0	
4-Book	29	75	.5	5.1	11	31	.2	3.1	25	74	.5	3.4	32	82	.6	5.3	32	74	.6	8.1	
+WEJM-FM																					
FA '99	26	76	.5	4.5	4	24	.1	1.0	13	53	.2	1.6	18	61	.3	3.1	7	10	.1	1.9	
4-Book	21	74	.4	3.7	8	34	.1	2.2	30	107	.5	4.1	30	105	.5	4.9	15	65	.3	3.8	
+WEMG-AM																					
FA '99	9	22	.2	1.6	15	22	.3	3.9	26	30	.5	3.2	5	8	.1	.9	9	22	.2	2.5	
4-Book	2	6	.1	.4	4	6	.1	1.0	8	11	.2	.9	1	2		.2	4	8	.1	.9	
+WEMG-FM																					
FA '99	1	10		.2					5	14	.1	.6	9	21	.2	1.6	2	10		.6	
4-Book	**	**	**	**	**	**	**	**	**	**	**	**	**	**	**	**	**	**	**	**	**
WHAT-AM																					
FA '99	3	10	.1	.5	8	32	.1	2.1	3	9	.1	.4	5	20	.1	.9	3	10	.1	.8	
4-Book	4	9	.1	.7	2	8		.5	3	13	.1	.4	1	5		.2	1	3		.2	
WIOQ-FM																					
FA '99	63	210	1.1	11.0	34	98	.6	8.8	53	148	1.0	6.6	31	112	.6	5.4	28	113	.5	7.7	
4-Book	60	202	1.1	10.6	15	57	.3	4.2	38	146	.7	4.9	34	120	.6	5.7	22	106	.4	5.8	
WIP -AM																					
FA '99	5	12	.1	.9	7	32	.1	1.8	52	129	.9	6.5	23	104	.4	4.0	25	110	.4	6.9	
4-Book	8	45	.2	1.5	15	55	.3	4.5	33	106	.6	4.5	23	95	.4	3.7	18	90	.3	4.8	
WJJZ-FM																					
FA '99	11	41	.2	1.9	7	25	.1	1.8	11	11	.2	1.4	21	42	.4	3.6	10	32	.2	2.8	
4-Book	14	46	.2	2.5	7	21	.1	2.0	13	29	.3	1.8	14	40	.3	2.4	7	31	.1	1.9	
+WLCE-FM																					
WYXR-FM																					
FA '99	40	124	.7	7.0	11	64	.2	2.8	30	84	.5	3.7	4	29	.1	.7	3	21	.1	.8	
4-Book	28	84	.5	4.9	9	38	.2	2.4	21	82	.3	2.7	15	59	.3	2.4	17	48	.3	4.1	
WMGK-FM																					
FA '99	15	39	.3	2.6	2	9		.5	20	64	.4	2.5	20	48	.4	3.5	9	40	.2	2.5	
4-Book	13	47	.3	2.4	7	31	.1	2.0	26	100	.5	3.5	31	83	.6	5.2	8	35	.2	2.2	
WMMR-FM																					
FA '99	16	108	.3	2.8	17	102	.3	4.4	19	81	.3	2.4	29	173	.5	5.0	22	142	.4	6.1	
4-Book	20	117	.4	3.6	15	72	.3	4.3	39	189	.7	5.3	35	160	.6	5.8	17	114	.3	4.5	
WNAP-AM																					
FA '99					*	9		.2	2.3	2	11		.2								
4-Book	**	**	**	**	3	5		.1	.8	2	8		.3				**	**	**	**	
WGL-FM																					
FA '99	4	18	.1	.7	4	11	.1	1.0	7	31	.1	.9									
4-Book	8	32	.2	1.4	11	20	.2	3.0	10	50	.2	1.4	10	31	.2	1.6	4	19	.1	1.1	
WPEN-AM																					
FA '99	1	11		.2					6	11	.1	.7	3	11	.1	.5	5	11	.1	1.4	
4-Book	1	6		.1	1	2		.1	3	7	.1	.4	2	5	.1	.3	1	3		.4	

** Station(s) not reported this survey.

* Listener estimates adjusted for reported broadcast schedule.

+ Station(s) changed call letters - see Page 13.

4-Book: Avg. of current and previous 3 surveys.
2-Book: Avg. of most recent 2 surveys.

Target Listener Estimates

Men 18-34

Target Listener Estimates - Men 18-34

	Saturday 7PM-MID				Sunday 6AM-10AM				Sunday 10AM-3PM				Sunday 3PM-7PM				Sunday 7PM-MID			
	AQH (00)	Cume (00)	AQH Rtg	AQH Shr	AQH (00)	Cume (00)	AQH Rtg	AQH Shr	AQH (00)	Cume (00)	AQH Rtg	AQH Shr	AQH (00)	Cume (00)	AQH Rtg	AQH Shr	AQH (00)	Cume (00)	AQH Rtg	AQH Shr
WPHI-FM																				
FA '99	40	141	.7	7.0	33	102	.6	8.5	51	153	.9	6.3	25	81	.4	4.3	14	57	.3	3.9
4-Book	59	186	1.0	10.4	32	72	.6	9.1	66	177	1.2	8.8	53	152	.9	8.6	31	104	.6	8.0
WPHT-AM																				
FA '99																				
4-Book	1	5		.2	2	8	.1	.4	2	14		.3	2	9	.1	.3	3	8	.1	.7
WPLY-FM																				
FA '99	30	131	.5	5.2	29	108	.5	7.5	43	163	.8	5.3	27	131	.5	4.7	30	107	.5	8.3
4-Book	32	147	.6	5.7	21	72	.4	5.8	51	218	.9	6.9	34	163	.6	5.6	29	136	.5	7.6
WSSJ-AM																				
FA '99	5	12	.1	.9					11	18	.2	1.4					4	8	.1	1.1
4-Book	1	3		.2	1	2		.2	3	6	.1	.4	1	3		.1	1	2		.3
WUSL-FM																				
FA '99	107	257	1.9	18.7	53	123	1.0	13.7	46	176	.8	5.7	34	113	.6	5.9	54	145	1.0	14.9
4-Book	96	271	1.7	17.0	54	162	1.0	15.3	65	216	1.2	8.8	65	186	1.2	10.7	59	174	1.1	15.0
WVDB-FM																				
FA '99					7	32	.1	1.8	17	32	.3	2.1	4	11	.1	.7				
4-Book	3	12		.5	7	28	.1	1.9	18	53	.3	2.4	4	12	.1	.7	3	13	.1	.8
WXTU-FM																				
FA '99	1	20		.2	22	62	.4	5.7	17	46	.3	2.1	13	38	.2	2.3	7	9	.1	1.9
4-Book	8	39	.2	1.4	12	45	.2	3.5	22	70	.4	3.0	15	51	.3	2.6	8	30	.1	1.9
WYSP-FM																				
FA '99	65	207	1.2	11.4	32	142	.6	8.3	216	652	3.9	26.9	160	546	2.9	27.7	40	153	.7	11.0
4-Book	59	203	1.1	10.5	26	97	.5	7.7	123	398	2.2	16.0	93	306	1.7	15.6	43	158	.7	11.0
WJBR-FM																				
FA '99	6	18	.1	1.0					2	9		.2					3	9	.1	.8
4-Book	2	7		.4	1	7		.3	4	7	.1	.5	2	2		.3	2	5	.1	.5
WKXV-FM																				
FA '99	1	11		.2													1	3		.3
4-Book		3		.1					1	3		.1								
WLEV-FM																				
FA '99	**	**	**	**	**	**	**	**	**	**	**	**	**	**	**	**	**	**	**	**
4-Book	**	**	**	**	**	**	**	**	**	**	**	**	**	**	**	**	**	**	**	**
WNJO-FM																				
FA '99	1	6		.2													1	11		.2
4-Book		2		.1	1	2		.1	1	2		.1	4	9	.1	.6	1	11		.2
WPST-FM																				
FA '99	12	36	.2	2.1	16	67	.3	4.1	24	114	.4	3.0	18	55	.3	3.1	10	47	.2	2.8
4-Book	14	67	.3	2.5	7	32	.1	1.8	14	77	.3	1.8	13	63	.2	2.1	7	40	.1	1.8
WSTV-FM																				
FA '99	**	**	**	**	1	9		.3	**	9		.3	**	**	**	**	**	**	**	**
4-Book	**	**	**	**	**	**	**	**	**	**	**	**	**	**	**	**	**	**	**	**
TOTALS																				
FA '99	572	1491	10.3	387	1010	7.0	804	2001	14.5	577	1535	10.4	362	1141	6.5					
4-Book	562	1554	10.0	350	1015	6.2	752	1995	13.4	605	1561	10.8	388	1188	6.9					

** Station(s) not reported this survey.

* Listener estimates adjusted for reported broadcast schedule.

+ Station(s) changed call letters - see Page 13.

4-Book: Avg. of current and previous 3 surveys.
2-Book: Avg. of most recent 2 surveys.

Target Listener Trends

Men 18-49

	Monday-Sunday 6AM-MID				Monday-Friday 6AM-10AM				Monday-Friday 10AM-3PM				Monday-Friday 3PM-7PM				Monday-Friday 7PM-MID				
	AQH (00)	Cume (00)	AQH Rtg	AQH Snr	AQH (00)	Cume (00)	AQH Rtg	AQH Snr	AQH (00)	Cume (00)	AQH Rtg	AQH Snr	AQH (00)	Cume (00)	AQH Rtg	AQH Snr	AQH (00)	Cume (00)	AQH Rtg	AQH Snr	
KYV -AM																					
FA '99	78	2405	.7	3.8	202	1618	1.8	6.3	73	789	.7	2.5	104	1200	.9	4.1	22	445	.2	2.4	
SU '99	105	2907	.9	5.2	232	1961	2.1	7.4	110	1042	1.0	3.8	152	1476	1.4	6.3	30	491	.3	3.1	
SP '99	78	2617	.7	3.7	219	1927	2.0	6.7	60	785	.5	2.0	97	1338	.9	3.8	26	469	.2	2.6	
WI '99	93	2978	.8	4.4	251	2059	2.2	7.7	74	1004	.7	2.4	119	1446	1.1	4.6	39	626	.3	4.0	
4-Book	89	2727	.8	4.3	226	1891	2.0	7.0	79	905	.7	2.7	118	1365	1.1	4.7	29	508	.3	3.0	
FA '98	71	2579	.6	3.3	182	1742	1.6	5.6	48	786	.4	1.6	102	1248	.9	3.8	29	649	.3	2.7	
WBEB-FM																					
FA '99	77	1190	.7	3.8	83	482	.7	2.6	139	549	1.3	4.9	96	558	.9	3.8	43	374	.4	4.8	
SU '99	64	1221	.6	3.2	90	453	.8	2.9	93	548	.8	3.2	76	627	.7	3.1	41	442	.4	4.2	
SP '99	85	1273	.8	4.1	96	606	.9	2.9	153	526	1.4	5.1	101	560	.9	3.9	40	440	.4	3.9	
WI '99	70	1154	.6	3.3	90	493	.8	2.8	100	474	.9	3.3	93	630	.8	3.6	35	326	.3	3.6	
4-Book	74	1210	.7	3.6	90	509	.8	2.8	121	524	1.1	4.1	92	594	.8	3.6	40	396	.4	4.1	
FA '98	72	1169	.6	3.4	82	541	.7	2.5	129	535	1.2	4.3	85	568	.8	3.2	41	327	.4	3.8	
WDAS-AM																					
FA '99	7	223	.1	.3	9	68	.1	.3	3	21	.1	.1	2	31	.1	.1	3	23	.1	.3	
SU '99	8	175	.1	.4	10	72	.1	.3	12	43	.1	.4	8	61	.1	.3	2	27	.1	.2	
SP '99	6	121	.1	.3	12	59	.1	.4	7	32	.1	.2	3	38	.1	.1	1	17	.1	.1	
WI '99	5	132	.1	.2	4	36	.1	.1	4	41	.1	.1	3	40	.1	.1		11			
4-Book	7	163	.1	.3	9	59	.1	.3	7	34	.1	.2	4	43	.1	.2	2	20		.2	
FA '98	6	138	.1	.3	13	71	.1	.4	2	43	.1	.1	3	42	.1	.1					
WDAS-FM																					
FA '99	97	1200	.9	4.8	133	663	1.2	4.1	96	519	.9	3.4	125	641	1.1	4.9	70	476	.6	7.8	
SU '99	116	1280	1.0	5.7	175	763	1.6	5.6	139	623	1.2	4.8	122	597	1.1	5.0	84	569	.8	8.7	
SP '99	122	1327	1.1	5.8	176	859	1.6	5.4	152	704	1.4	5.0	143	757	1.3	5.5	101	561	.9	10.0	
WI '99	137	1230	1.2	6.5	162	682	1.4	5.0	189	668	1.7	6.2	155	709	1.4	6.0	129	565	1.2	13.1	
4-Book	118	1259	1.1	5.7	162	742	1.5	5.0	144	629	1.3	4.9	136	676	1.2	5.4	96	543	.9	9.9	
FA '98	136	1392	1.2	6.4	213	938	1.9	6.5	158	714	1.4	5.3	148	753	1.3	5.5	88	607	.8	8.2	
+WEJM-FM																					
FA '99	84	1424	.8	4.1	104	638	.9	3.2	136	713	1.2	4.7	117	835	1.1	4.6	46	348	.4	5.1	
SU '99	86	1549	.8	4.3	66	624	.6	2.1	134	707	1.2	4.6	121	844	1.1	5.0	65	429	.6	6.7	
SP '99	50	1255	.4	2.4	64	515	.6	2.0	81	439	.7	2.7	67	738	.6	2.6	21	372	.2	2.1	
WI '99	63	1497	.6	3.0	79	632	.7	2.4	109	613	1.0	3.6	82	841	.7	3.2	25	417	.2	2.5	
4-Book	71	1431	.7	3.5	78	602	.7	2.4	115	618	1.0	3.9	97	815	.9	3.9	39	392	.4	4.1	
FA '98	39	1228	.3	1.8	42	507	.4	1.3	54	550	.5	1.8	67	803	.6	2.5	20	431	.2	1.9	
+WEMG-AM																					
FA '99	18	115	.2	.9	23	89	.2	.7	20	48	.2	.7	15	89	.1	.6	12	62	.1	1.3	
SU '99	6	93	.1	.3	5	29	.1	.2	10	18	.1	.3	9	42	.1	.4	1	20	.1	.1	
SP '99	10	97	.1	.5	12	89	.1	.4	10	35	.1	.3	10	34	.1	.4	6	31	.1	.6	
WI '99	7	57	.1	.3	8	31	.1	.2	16	18	.1	.5	9	33	.1	.4		6			
4-Book	10	91	.1	.5	12	60	.1	.4	14	30	.1	.5	11	50	.1	.5	5	30	.1	.5	
FA '98	7	102	.1	.3	6	53	.1	.2	4	24	.1	.1	7	54	.1	.3	7	31	.1	.7	
+WEMG-FM																					
FA '99	12	90	.1	.6	22	61	.2	.7	20	43	.2	.7	12	79	.1	.5	2	52		.2	
SU '99	8	155	.1	.4	15	101	.1	.5	7	64	.1	.2	12	81	.1	.5	1	25		.1	
SP '99	**	**	**	**	**	**	**	**	**	**	**	**	**	**	**	**	**	**	**	**	**
WI '99	2	53	.1	.1	3	17	.1	.1	3	16	.1	.1	7	46	.1	.3		9			
4-Book	**	**	**	**	**	**	**	**	**	**	**	**	**	**	**	**	**	**	**	**	**
FA '98	1	34	.1	.1		9							2	8	.1	.1		17			
WHAT-AM																					
FA '99	10	186	.1	.5	4	44	.1	.1	16	101	.1	.6	12	61	.1	.5	14	52	.1	1.6	
SU '99	17	229	.2	.8	29	113	.3	.9	24	130	.2	.8	27	85	.2	1.1	5	78	.2	.5	
SP '99	5	73	.2	.2	5	27	.2	.2	4	33	.1	.1	8	45	.1	.3	3	20	.1	.3	
WI '99	8	104	.1	.4	6	34	.1	.2	9	61	.1	.3	9	49	.1	.4	3	12	.1	.3	
4-Book	10	148	.1	.5	11	55	.1	.4	13	81	.1	.5	14	60	.1	.6	6	41	.1	.7	
FA '98	3	56	.1	.1	1	19	.1	.1	3	7	.1	.1	12	37	.1	.4		10			

** Station(s) not reported this survey.

* Listener estimates adjusted for reported broadcast schedule.

+ Station(s) changed call letters - see Page 13.

4-Book: Avg. of current and previous 3 surveys.
2-Book: Avg. of most recent 2 surveys.

Target Listener Trends

Men 18-49

Target Listener Trends - Men 18-49

	Monday-Sunday 6AM-MID				Monday-Friday 6AM-10AM				Monday-Friday 10AM-3PM				Monday-Friday 3PM-7PM				Monday-Friday 7PM-MID			
	AQH (00)	Cume (00)	AQH Rtg	AQH Shr	AQH (00)	Cume (00)	AQH Rtg	AQH Shr	AQH (00)	Cume (00)	AQH Rtg	AQH Shr	AQH (00)	Cume (00)	AQH Rtg	AQH Shr	AQH (00)	Cume (00)	AQH Rtg	AQH Shr
WIOQ-FM																				
FA '99	88	1682	.8	4.3	97	805	.9	3.0	120	787	1.1	4.2	109	901	1.0	4.3	54	651	.5	6.0
SU '99	68	1857	.6	3.4	71	695	.6	2.3	99	802	.9	3.4	76	827	.7	3.1	49	644	.4	5.1
SP '99	96	1965	.9	4.6	108	841	1.0	3.3	155	876	1.4	5.1	117	1148	1.0	4.5	55	659	.5	5.4
WI '99	68	1597	.6	3.2	71	616	.6	2.2	109	788	1.0	3.6	98	741	.9	3.8	30	534	.3	3.1
4-Book	80	1775	.7	3.9	87	739	.8	2.7	121	813	1.1	4.1	100	904	.9	3.9	47	622	.4	4.9
FA '98	81	1489	.7	3.8	96	563	.9	2.9	137	707	1.2	4.6	107	814	1.0	4.0	47	437	.4	4.4
WIP -AM																				
FA '99	111	1772	1.0	5.4	190	1006	1.7	5.9	158	853	1.4	5.5	181	1096	1.6	7.1	34	549	.3	3.8
SU '99	98	1806	.9	4.8	170	1021	1.5	5.4	154	910	1.4	5.3	157	1125	1.4	6.5	28	437	.3	2.9
SP '99	120	1953	1.1	5.7	214	1114	1.9	6.6	176	887	1.6	5.8	170	1288	1.5	6.6	58	604	.5	5.7
WI '99	158	2530	1.4	7.5	231	1310	2.1	7.1	221	1224	2.0	7.2	242	1617	2.2	9.4	76	903	.7	7.7
4-Book	122	2015	1.1	5.9	201	1113	1.8	6.3	177	969	1.6	6.0	188	1282	1.7	7.4	49	623	.5	5.0
FA '98	122	2122	1.1	5.7	187	1164	1.7	5.7	180	991	1.6	6.0	195	1404	1.7	7.3	52	784	.5	4.9
WJZ-FM																				
FA '99	68	1068	.6	3.3	73	367	.7	2.3	80	433	.7	2.8	79	586	.7	3.1	66	517	.6	7.3
SU '99	75	1141	.7	3.7	69	423	.6	2.2	138	543	1.2	4.8	88	619	.8	3.6	49	407	.4	5.1
SP '99	84	1272	.8	4.0	96	557	.9	2.9	116	610	1.0	3.8	102	749	.9	4.0	54	458	.5	5.3
WI '99	70	1058	.6	3.3	61	445	.5	1.9	98	460	.9	3.2	103	531	.9	4.0	42	348	.4	4.3
4-Book	74	1135	.7	3.6	75	448	.7	2.3	108	512	1.0	3.7	93	621	.8	3.7	53	433	.5	5.5
FA '98	91	1241	.8	4.3	96	590	.9	2.9	156	609	1.4	5.2	128	692	1.1	4.8	51	466	.5	4.8
+WLCE-FM																				
WYXR-FM																				
FA '99	68	1244	.6	3.3	99	601	.9	3.1	114	546	1.0	4.0	88	744	.8	3.4	19	296	.2	2.1
SU '99	44	1200	.4	2.2	51	497	.5	1.6	69	521	.6	2.4	59	519	.5	2.4	16	329	.1	1.7
SP '99	46	983	.4	2.2	62	464	.6	1.9	72	421	.6	2.4	59	494	.5	2.3	20	217	.2	2.0
WI '99	44	1163	.4	2.1	66	465	.6	2.0	41	419	.4	1.3	46	557	.4	1.8	35	320	.3	3.6
4-Book	51	1148	.5	2.5	70	507	.7	2.2	74	477	.7	2.5	63	579	.6	2.5	23	291	.2	2.4
FA '98	52	1281	.5	2.4	65	561	.6	2.0	53	439	.5	1.8	61	594	.5	2.3	35	459	.3	3.3
WMGK-FM																				
FA '99	101	1635	.9	5.0	107	822	1.0	3.3	191	776	1.7	6.7	141	1037	1.3	5.5	23	400	.2	2.6
SU '99	99	1850	.9	4.9	114	799	1.0	3.6	173	924	1.5	6.0	129	1083	1.2	5.3	38	494	.3	3.9
SP '99	134	1906	1.2	6.4	156	862	1.4	4.8	256	990	2.3	8.5	164	1029	1.5	6.4	43	502	.4	4.2
WI '99	121	1949	1.1	5.8	134	890	1.2	4.1	233	1083	2.1	7.6	157	1262	1.4	6.1	39	587	.3	4.0
4-Book	114	1835	1.0	5.5	128	843	1.2	4.0	213	943	1.9	7.2	148	1103	1.4	5.8	36	496	.3	3.7
FA '98	151	2209	1.4	7.1	188	1018	1.7	5.7	274	1118	2.5	9.1	206	1349	1.8	7.7	55	610	.5	5.2
WMMR-FM																				
FA '99	132	2334	1.2	6.5	205	1159	1.8	6.4	227	1202	2.0	7.9	191	1354	1.7	7.5	48	683	.4	5.3
SU '99	146	2581	1.3	7.2	190	1216	1.7	6.1	266	1327	2.4	9.2	184	1496	1.6	7.6	55	813	.5	5.7
SP '99	154	2448	1.4	7.4	226	1303	2.0	6.9	283	1265	2.5	9.4	181	1425	1.6	7.0	49	582	.4	4.8
WI '99	146	2283	1.3	7.0	202	1080	1.8	6.2	251	1265	2.2	8.2	189	1294	1.7	7.4	48	610	.4	4.9
4-Book	145	2412	1.3	7.0	206	1190	1.8	6.4	257	1265	2.3	8.7	186	1392	1.7	7.4	50	672	.4	5.2
FA '98	143	2392	1.3	6.7	166	1031	1.5	5.1	293	1208	2.6	9.8	189	1512	1.7	7.1	48	656	.4	4.5
WVAP-AM																				
FA '99	*	5	34	.2	* 2	13	.1		7	13	.1	.2	* 6	13	.1	.2				
SU '99		2	36	.1		1			1	14				3	22			**	**	**
SP '99			24			5												**	**	**
WI '99		3	57	.1		5	26	.2		31		.1		2	18			**	**	**
4-Book	3	38	.1		2	13	.1		3	15	.1		3	13	.1			**	**	**
FA '98	**	**	**	**	**	**	**	**	**	**	**	**	**	**	**	**	**	**	**	**
WVGL-FM																				
FA '99	54	986	.5	2.6	75	454	.7	2.3	87	395	.8	3.0	64	542	.6	2.5	15	198	.1	1.7
SU '99	57	1280	.5	2.8	79	579	.7	2.5	77	550	.7	2.7	62	561	.6	2.6	24	394	.2	2.5
SP '99	68	1323	.6	3.2	80	547	.7	2.5	116	637	1.0	3.8	94	652	.8	3.6	24	343	.2	2.4
WI '99	76	1292	.7	3.6	104	539	.9	3.2	123	527	1.1	4.0	101	668	.9	3.9	30	346	.3	3.1
4-Book	64	1220	.6	3.1	85	530	.8	2.6	101	527	.9	3.4	80	606	.7	3.2	23	320	.2	2.4
FA '98	99	1497	.9	4.6	116	660	1.0	3.5	171	710	1.5	5.7	101	703	.9	3.8	46	405	.4	4.3

** Station(s) not reported this survey.

* Listener estimates adjusted for reported broadcast schedule.

+ Station(s) changed call letters - see Page 13.

4-Book: Avg. of current and previous 3 surveys.
2-Book: Avg. of most recent 2 surveys.

Target Listener Trends

Men 18-49

	Monday-Sunday 6AM-MID				Monday-Friday 6AM-10AM				Monday-Friday 10AM-3PM				Monday-Friday 3PM-7PM				Monday-Friday 7PM-MID			
	AQH (00)	Cume (00)	AQH Rtg	AQH Shr	AQH (00)	Cume (00)	AQH Rtg	AQH Shr	AQH (00)	Cume (00)	AQH Rtg	AQH Shr	AQH (00)	Cume (00)	AQH Rtg	AQH Shr	AQH (00)	Cume (00)	AQH Rtg	AQH Shr
WPEN-AM																				
FA '99	14	152	.1	.7	18	49	.2	.6	19	60	.2	.7	16	74	.1	.6	6	52	.1	.7
SU '99	3	118		.1	6	32	.1	.2	1	18			7	49	.1	.3	1	9		.1
SP '99	5	137		.2	3	45		.1	8	87	.1	.3	10	59	.1	.4	1	26		.1
WI '99	10	203	.1	.5	20	131	.2	.6	14	86	.1	.5	12	62	.1	.5	2	20		.2
4-Book	8	153	.1	.4	12	64	.1	.4	11	63	.1	.4	11	61	.1	.5	3	27		.3
FA '98	8	117	.1	.4	14	46	.1	.4	16	72	.1	.5	5	36		.2	3	8		.3
WPHI-FM																				
FA '99	61	1085	.6	3.0	55	505	.5	1.7	74	499	.7	2.6	88	574	.8	3.4	47	468	.4	5.2
SU '99	67	1269	.6	3.3	70	419	.6	2.2	94	638	.8	3.2	79	741	.7	3.2	46	510	.4	4.8
SP '99	84	1501	.8	4.0	70	589	.6	2.1	102	738	.9	3.4	130	969	1.2	5.0	66	609	.6	6.5
WI '99	72	1191	.6	3.4	64	474	.6	2.0	82	660	.7	2.7	87	668	.8	3.4	72	639	.6	7.3
4-Book	71	1262	.7	3.4	65	497	.6	2.0	88	634	.8	3.0	96	738	.9	3.8	58	557	.5	6.0
FA '98	83	1335	.7	3.9	95	586	.8	2.9	70	582	.6	2.3	119	818	1.1	4.4	88	623	.8	8.2
WPHT-AM																				
FA '99	9	310	.1	.4	15	129	.1	.5	11	66	.1	.4	15	119	.1	.6	4	57		.4
SU '99	36	756	.3	1.8	58	232	.5	1.9	29	173	.3	1.0	47	255	.4	1.9	31	348	.3	3.2
SP '99	11	457	.1	.5	16	107	.1	.5	2	58		.1	21	170	.2	.8	13	181	.1	1.3
WI '99	23	488	.2	1.1	40	173	.4	1.2	39	229	.3	1.3	31	193	.3	1.2	6	64	.1	.6
4-Book	20	503	.2	1.0	32	160	.3	1.0	20	132	.2	.7	29	184	.3	1.1	14	163	.1	1.4
FA '98	13	304	.1	.6	26	127	.2	.8	13	80	.1	.4	13	71	.1	.5	9	49	.1	.8
WPLY-FM																				
FA '99	99	1737	.9	4.9	118	768	1.1	3.7	171	911	1.5	6.0	142	1087	1.3	5.6	39	576	.4	4.3
SU '99	94	2058	.8	4.6	118	831	1.1	3.8	122	1130	1.1	4.2	135	1292	1.2	5.6	51	684	.5	5.3
SP '99	82	1887	.7	3.9	110	743	1.0	3.4	132	848	1.2	4.4	106	1159	.9	4.1	44	654	.4	4.3
WI '99	75	1494	.7	3.6	82	628	.7	2.5	128	722	1.1	4.2	106	902	.9	4.1	28	492	.3	2.8
4-Book	88	1794	.8	4.3	107	743	1.0	3.4	138	903	1.2	4.7	122	1110	1.1	4.9	41	602	.4	4.2
FA '98	53	1636	.5	2.5	55	649	.5	1.7	70	668	.6	2.3	81	916	.7	3.0	27	509	.2	2.5
WSSJ-AM																				
FA '99	17	95	.2	.8	20	41	.2	.6	24	49	.2	.8	22	47	.2	.9	4	30		.4
SU '99	7	90	.1	.3	17	68	.2	.5	3	21		.1	5	29		.2	6	55	.1	.6
SP '99	13	39	.1	.6	10	19	.1	.3	13	31	.1	.4	15	27	.1	.6	10	24	.1	1.0
WI '99	3	63		.1	3	24		.1	3	17		.1	3	17		.1	1	10		.1
4-Book	10	72	.1	.5	13	38	.1	.4	10	25	.1	.3	11	30	.1	.5	5	30	.1	.5
FA '98	**	**	**	**	**	**	**	**	**	**	**	**	**	**	**	**	**	**	**	**
WUSL-FM																				
FA '99	112	1553	1.0	5.5	160	868	1.4	5.0	112	836	1.0	3.9	133	951	1.2	5.2	95	660	.9	10.6
SU '99	120	1710	1.1	5.9	135	805	1.2	4.3	152	910	1.4	5.2	150	1030	1.3	6.2	89	761	.8	9.2
SP '99	117	1760	1.0	5.6	111	773	1.0	3.4	135	958	1.2	4.5	157	1080	1.4	6.1	103	779	.9	10.2
WI '99	123	1673	1.1	5.9	138	818	1.2	4.2	135	907	1.2	4.4	129	922	1.2	5.0	112	750	1.0	11.4
4-Book	118	1674	1.1	5.7	136	816	1.2	4.2	134	903	1.2	4.5	142	996	1.3	5.6	100	738	.9	10.4
FA '98	130	1848	1.2	6.1	127	885	1.1	3.9	126	840	1.1	4.2	187	1044	1.7	7.0	132	898	1.2	12.4
WVDB-FM																				
FA '99	43	788	.4	2.1	33	206	.3	1.0	84	408	.8	2.9	54	374	.5	2.1	17	181	.2	1.9
SU '99	40	836	.4	2.0	36	221	.3	1.1	83	421	.7	2.9	51	323	.5	2.1	20	198	.2	2.1
SP '99	34	700	.3	1.6	35	203	.3	1.1	56	306	.5	1.9	36	297	.3	1.4	23	175	.2	2.3
WI '99	50	886	.4	2.4	46	274	.4	1.4	110	500	1.0	3.6	49	325	.4	1.9	23	203	.2	2.3
4-Book	42	803	.4	2.0	38	226	.3	1.2	83	409	.8	2.8	48	330	.4	1.9	21	189	.2	2.2
FA '98	56	912	.5	2.6	73	349	.7	2.2	100	456	.9	3.3	60	384	.5	2.2	29	244	.3	2.7
WXTU-FM																				
FA '99	57	723	.5	2.8	75	473	.7	2.3	87	371	.8	3.0	81	448	.7	3.2	18	125	.2	2.0
SU '99	39	706	.3	1.9	45	377	.4	1.4	57	375	.5	2.0	56	456	.5	2.3	16	190	.1	1.7
SP '99	66	952	.6	3.2	101	580	.9	3.1	93	447	.8	3.1	92	661	.8	3.6	24	298	.2	2.4
WI '99	64	822	.6	3.1	86	441	.8	2.6	102	426	.9	3.3	84	508	.8	3.3	23	280	.2	2.3
4-Book	57	801	.5	2.8	77	468	.7	2.4	85	405	.8	2.9	78	518	.7	3.1	20	223	.2	2.1
FA '98	65	991	.6	3.1	100	555	.9	3.1	98	514	.9	3.3	82	661	.7	3.1	27	389	.2	2.5

** Station(s) not reported this survey.

* Listener estimates adjusted for reported broadcast schedule.

+ Station(s) changed call letters - see Page 13.

4-Book: Avg. of current and previous 3 surveys.
2-Book: Avg. of most recent 2 surveys.

Target Listener Trends

Target Listener Trends - Men 18-49

Men 18-49																				
Monday-Sunday 6AM-MID				Monday-Friday 6AM-10AM				Monday-Friday 10AM-3PM				Monday-Friday 3PM-7PM				Monday-Friday 7PM-MID				
AQH (00)	Cume (00)	AQH Rtg	AQH Shr	AQH (00)	Cume (00)	AQH Rtg	AQH Shr	AQH (00)	Cume (00)	AQH Rtg	AQH Shr	AQH (00)	Cume (00)	AQH Rtg	AQH Shr	AQH (00)	Cume (00)	AQH Rtg	AQH Shr	
WYSP-FM																				
FA '99	294	4002	2.7	14.4	867	2831	7.8	27.0	316	1718	2.9	11.0	213	1411	1.9	8.3	77	854	.7	8.6
SU '99	275	3753	2.5	13.6	839	2716	7.5	26.8	361	1878	3.2	12.5	184	1608	1.6	7.6	62	899	.6	6.4
SP '99	288	3532	2.6	13.7	809	2608	7.2	24.8	372	2020	3.3	12.3	248	1760	2.2	9.6	71	814	.6	7.0
WI '99	295	3600	2.6	14.1	919	2821	8.2	28.2	386	1993	3.5	12.6	232	1513	2.1	9.0	53	630	.5	5.4
4-Book	288	3722	2.6	14.0	859	2744	7.7	26.7	359	1902	3.2	12.1	219	1573	2.0	8.6	66	799	.6	6.9
FA '98	278	3948	2.5	13.0	840	2709	7.5	25.7	357	1816	3.2	11.9	184	1303	1.6	6.9	53	681	.5	5.0
WJBR-FM																				
FA '99	8	183	.1	.4	8	82	.1	.2	8	34	.1	.3	16	72	.1	.6	8	77	.1	.9
SU '99	7	151	.1	.3	6	51	.1	.2	7	54	.1	.2	5	71	.1	.2	8	63	.1	.8
SP '99	2	120	.1	.1	2	39	.1	.1	3	51	.1	.1	3	34	.1	.1	2	47	.1	.2
WI '99	6	251	.1	.3	7	86	.1	.2	9	80	.1	.3	6	103	.1	.2	5	62	.5	.6
4-Book	6	176	.1	.3	6	65	.1	.2	7	55	.1	.2	8	70	.1	.3	6	62	.1	.5
FA '98	10	160	.1	.5	16	52	.1	.5	18	43	.2	.6	8	65	.1	.3	2	50	.2	.2
WKXV-FM																				
FA '99	19	388	.2	.9	18	134	.2	.6	51	176	.5	1.8	26	203	.2	1.0	5	90	.2	.6
SU '99	23	459	.2	1.1	27	176	.2	.9	38	239	.3	1.3	34	288	.3	1.4	17	155	.2	1.8
SP '99	21	318	.2	1.0	30	162	.3	.9	36	151	.3	1.2	34	185	.3	1.3	10	85	.1	1.0
WI '99	15	389	.1	.7	31	198	.3	1.0	25	167	.2	.8	23	231	.2	.9	3	91	.1	.3
4-Book	20	389	.2	.9	27	168	.3	.9	38	183	.3	1.3	29	227	.3	1.2	9	105	.1	.9
FA '98	30	420	.3	1.4	33	156	.3	1.0	57	215	.5	1.9	57	264	.5	2.1	14	148	.1	1.3
VLEV-FM																				
FA '99	6	76	.1	.3	16	57	.1	.5	13	26	.1	.5	4	28	.1	.2	1	18	.1	.1
SU '99	**	**	**	**	**	**	**	**	**	**	**	**	**	**	**	**	**	**	**	**
SP '99	10	125	.1	.5	15	42	.1	.5	14	34	.1	.5	14	82	.1	.5	3	48	.1	.3
WI '99	**	**	**	**	**	**	**	**	**	**	**	**	**	**	**	**	**	**	**	**
4-Book	**	**	**	**	**	**	**	**	**	**	**	**	**	**	**	**	**	**	**	**
FA '98	**	**	**	**	**	**	**	**	**	**	**	**	**	**	**	**	**	**	**	**
WNJO-FM																				
FA '99	9	312	.1	.4	11	145	.1	.3	15	65	.1	.5	12	152	.1	.5	2	64	.2	.2
SU '99	22	440	.2	1.1	33	252	.3	1.1	49	215	.4	1.7	22	201	.2	.9	4	66	.4	.4
SP '99	19	265	.2	.9	24	142	.2	.7	38	105	.3	1.3	32	157	.3	1.2	4	63	.4	.4
WI '99	11	285	.1	.5	11	121	.1	.3	23	149	.2	.8	13	147	.1	.5	2	69	.2	.2
4-Book	15	326	.2	.7	20	165	.2	.6	31	134	.3	1.1	20	164	.2	.8	3	66	.3	.3
FA '98	12	321	.1	.6	10	140	.1	.3	18	145	.2	.6	20	161	.2	.7	5	79	.5	.5
WPST-FM																				
FA '99	29	931	.3	1.4	29	393	.3	.9	39	387	.4	1.4	42	528	.4	1.6	12	281	.1	1.3
SU '99	23	939	.2	1.1	19	299	.2	.6	36	417	.3	1.2	34	482	.3	1.4	10	241	.1	1.0
SP '99	23	964	.2	1.1	32	256	.3	1.0	30	349	.3	1.0	29	476	.3	1.1	11	230	.1	1.1
WI '99	18	798	.2	.9	20	273	.2	.6	29	304	.3	.9	27	457	.2	1.1	7	200	.1	.7
4-Book	23	908	.2	1.1	25	305	.3	.8	34	364	.3	1.1	33	486	.3	1.3	10	238	.1	1.0
FA '98	28	911	.3	1.3	33	316	.3	1.0	35	362	.3	1.2	44	487	.4	1.6	10	211	.1	.9
WSTV-FM																				
FA '99	12	390	.1	.6	15	147	.1	.5	23	134	.2	.8	20	263	.2	.8	3	130	.3	.3
SU '99	13	355	.1	.6	22	166	.2	.7	26	165	.2	.9	13	167	.1	.5	6	65	.1	.6
SP '99	**	**	**	**	**	**	**	**	**	**	**	**	**	**	**	**	**	**	**	**
WI '99	**	**	**	**	**	**	**	**	**	**	**	**	**	**	**	**	**	**	**	**
4-Book	**	**	**	**	**	**	**	**	**	**	**	**	**	**	**	**	**	**	**	**
FA '98	**	**	**	**	**	**	**	**	**	**	**	**	**	**	**	**	**	**	**	**
TOTALS																				
FA '99	2039	10673	18.4		3217	9582	29.0		2864	7838	25.8		2553	9096	23.0		898	5955	8.1	
SU '99	2023	10805	18.1		3135	9357	28.0		2899	8266	25.9		2431	9149	21.7		966	6288	8.6	
SP '99	2095	10807	18.7		3263	9649	29.2		3020	8233	27.0		2578	9507	23.1		1014	6338	9.1	
WI '99	2097	10857	18.8		3261	9697	29.2		3062	8261	27.4		2571	9350	23.0		983	6285	8.8	
4-Book	2064	10786	18.5		3219	9571	28.9		2961	8150	26.5		2533	9276	22.7		965	6217	8.7	
FA '98	2131	10771	19.1		3274	9648	29.3		3004	8011	26.9		2676	9479	23.9		1067	6590	9.5	

** Station(s) not reported this survey.

* Listener estimates adjusted for reported broadcast schedule.

+ Station(s) changed call letters - see Page 13.

4-Book: Avg. of current and previous 3 surveys.
2-Book: Avg. of most recent 2 surveys.

Target Listener Estimates

Men 18-49

	Monday-Friday 6AM-7PM				Weekend 6AM-MID				Saturday 6AM-10AM				Saturday 10AM-3PM				Saturday 3PM-7PM			
	AQH (00)	Cume (00)	AQH Rtg	AQH Shr	AQH (00)	Cume (00)	AQH Rtg	AQH Shr	AQH (00)	Cume (00)	AQH Rtg	AQH Shr	AQH (00)	Cume (00)	AQH Rtg	AQH Shr	AQH (00)	Cume (00)	AQH Rtg	AQH Shr
KYW -AM																				
FA '99	122	2201	1.1	4.2	35	1025	.3	2.7	90	493	.8	7.2	38	216	.3	1.8	29	169	.3	1.9
4-Book	136	2513	1.2	4.7	43	1177	.4	3.4	106	527	1.0	8.3	47	288	.4	2.2	28	169	.3	1.8
WBEB-FM																				
FA '99	108	951	1.0	3.8	46	556	.4	3.5	34	138	.3	2.7	77	189	.7	3.7	48	157	.4	3.1
4-Book	102	918	.9	3.5	47	590	.4	3.6	44	146	.4	3.4	81	210	.7	3.8	52	172	.5	3.4
WDAS-AM																				
FA '99	5	99	.2	.2	15	159	.1	1.1	2	13	.2	.2	4	20	.2	.2	4	10	.3	.3
4-Book	7	90	.1	.2	10	114	.1	.8	3	12	.3	.3	2	10	.1	.1	3	5	.2	.2
WDAS-FM																				
FA '99	116	1000	1.0	4.0	81	747	.7	6.2	54	167	.5	4.3	81	271	.7	3.9	104	268	.9	6.8
4-Book	147	1049	1.3	5.0	81	711	.8	6.3	76	197	.7	5.9	99	286	.9	4.7	96	225	.9	6.1
+WEJM-FM																				
FA '99	120	1203	1.1	4.2	46	710	.4	3.5	66	233	.6	5.3	96	329	.9	4.6	65	261	.6	4.2
4-Book	98	1177	.9	3.4	44	704	.4	3.4	38	152	.4	3.0	80	289	.7	3.8	60	245	.6	3.8
+WEMG-AM																				
FA '99	19	97	.2	.7	19	88	.2	1.4	32	67	.3	2.6	27	53	.2	1.3	12	41	.1	.8
4-Book	12	76	.1	.5	10	63	.1	.8	14	31	.1	1.2	17	37	.1	.8	10	22	.1	.7
+WEMG-FM																				
FA '99	18	79	.2	.6	7	62	.1	.5	8	33	.1	.6	12	43	.1	.6	23	42	.2	1.5
4-Book	**	**	**	**	**	**	**	**	**	**	**	**	**	**	**	**	**	**	**	**
WHAT-AM																				
FA '99	11	132	.1	.4	7	97	.1	.5	1	9	.1	.1	10	39	.1	.5	5	29	.1	.3
4-Book	13	116	.1	.5	8	94	.1	.6	5	15	.1	.4	15	28	.1	.7	8	20	.1	.5
W100-FM																				
FA '99	109	1388	1.0	3.8	72	923	.6	5.5	51	205	.5	4.1	120	370	1.1	5.7	110	324	1.0	7.2
4-Book	104	1439	1.0	3.6	59	923	.5	4.6	38	180	.4	3.0	108	364	1.0	5.1	79	287	.7	5.1
WIP -AM																				
FA '99	175	1556	1.6	6.1	51	807	.5	3.9	72	261	.6	5.8	57	231	.5	2.7	15	93	.1	1.0
4-Book	188	1793	1.7	6.5	54	871	.5	4.2	85	274	.8	6.7	82	313	.7	3.8	52	209	.5	3.3
WJZZ-FM																				
FA '99	77	812	.7	2.7	53	589	.5	4.0	44	128	.4	3.5	80	221	.7	3.8	60	161	.5	3.9
4-Book	93	874	.8	3.2	55	623	.5	4.3	40	133	.4	3.2	82	217	.8	3.9	81	215	.7	5.2
+WLCE-FM																				
WYXR-FM																				
FA '99	102	1005	.9	3.5	40	620	.4	3.0	47	212	.4	3.8	62	211	.6	3.0	53	156	.5	3.5
4-Book	69	906	.6	2.4	35	553	.3	2.7	35	144	.3	2.7	56	198	.5	2.7	42	152	.4	2.7
WMGK-FM																				
FA '99	150	1455	1.4	5.2	69	791	.6	5.3	78	225	.7	6.3	160	424	1.4	7.6	89	277	.8	5.8
4-Book	167	1564	1.5	5.7	73	932	.7	5.7	73	250	.7	5.7	154	451	1.4	7.2	114	374	1.0	7.3
WMMR-FM																				
FA '99	209	2048	1.9	7.3	49	1009	.4	3.7	72	232	.6	5.8	83	396	.7	4.0	77	282	.7	5.0
4-Book	219	2099	2.0	7.6	74	1159	.7	5.8	95	311	.8	7.5	160	514	1.4	7.6	104	372	.9	6.6
WNAP-AM																				
FA '99	* 5	13	.2	.2	* 4	34	.3	.3	*				5	13	.2	.2	* 6	13	.1	.4
4-Book	2	22	.1	.1	3	28	.2	.2					3	8	.2	.2	4	7	.1	.3
WOGL-FM																				
FA '99	76	810	.7	2.6	41	451	.4	3.1	37	141	.3	3.0	72	152	.6	3.4	39	145	.4	2.5
4-Book	89	953	.8	3.1	46	639	.4	3.6	37	150	.3	2.9	77	237	.7	3.6	61	200	.6	3.9
WPEN-AM																				
FA '99	18	104	.2	.6	11	90	.1	.8	19	29	.2	1.5	11	29	.1	.5	17	37	.2	1.1
4-Book	11	118	.1	.4	6	78	.1	.5	6	18	.1	.5	9	27	.1	.4	9	21	.1	.6

** Station(s) not reported this survey.

* Listener estimates adjusted for reported broadcast schedule.

+ Station(s) changed call letters - see Page 13.

4-Book: Avg. of current and previous 3 surveys.
2-Book: Avg. of most recent 2 surveys.

Target Listener Estimates

Men 18-49

Target Listener Estimates - Men 18-49

	Monday-Friday 6AM-7PM				Weekend 6AM-MID				Saturday 6AM-10AM				Saturday 10AM-3PM				Saturday 3PM-7PM			
	AQH (00)	Cume (00)	AQH Rtg	AQH Shr	AQH (00)	Cume (00)	AQH Rtg	AQH Shr	AQH (00)	Cume (00)	AQH Rtg	AQH Shr	AQH (00)	Cume (00)	AQH Rtg	AQH Shr	AQH (00)	Cume (00)	AQH Rtg	AQH Shr
WPHI-FM																				
FA '99	72	869	.6	2.5	51	655	.5	3.9	38	126	.3	3.1	91	322	.8	4.3	61	212	.6	4.0
4-Book	83	1045	.7	2.9	58	719	.5	4.5	32	112	.3	2.5	88	298	.8	4.1	69	236	.7	4.4
WPHT-AM																				
FA '99	13	205	.1	.5	3	91		.2	2	7		.2	2	18		.1	4	25		.3
4-Book	27	333	.2	.9	12	191	.1	.9	12	38	.1	.9	15	43	.1	.7	7	33	.1	.5
WPLY-FM																				
FA '99	146	1502	1.3	5.1	55	894	.5	4.2	38	184	.3	3.1	124	453	1.1	5.9	66	249	.6	4.3
4-Book	124	1544	1.1	4.3	54	926	.5	4.2	41	179	.4	3.2	111	427	1.0	5.3	59	263	.5	3.8
WSSJ-AM																				
FA '99	22	57	.2	.8	16	85	.1	1.2	3	13		.2	23	47	.2	1.1	31	39	.3	2.0
4-Book	11	52	.1	.4	11	54	.1	.8	9	19	.1	.7	21	33	.2	1.0	16	25	.2	1.1
WUSL-FM																				
FA '99	133	1362	1.2	4.6	87	972	.8	6.6	73	247	.7	5.9	111	382	1.0	5.3	141	379	1.3	9.2
4-Book	137	1445	1.2	4.7	98	1037	.9	7.6	62	205	.6	4.9	150	420	1.4	7.0	151	389	1.4	9.6
WVDB-FM																				
FA '99	59	663	.5	2.1	30	382	.3	2.3	25	108	.2	2.0	35	139	.3	1.7	5	22		.3
4-Book	58	608	.5	2.0	27	362	.3	2.1	23	84	.2	1.9	21	87	.2	1.0	11	45	.1	.7
WXTU-FM																				
FA '99	81	656	.7	2.8	42	413	.4	3.2	55	148	.5	4.4	102	270	.9	4.9	35	107	.3	2.3
4-Book	80	697	.7	2.8	40	455	.4	3.1	52	151	.5	4.1	74	233	.7	3.5	42	150	.4	2.7
WYSP-FM																				
FA '99	454	3462	4.1	15.8	157	1896	1.4	11.9	110	345	1.0	8.8	180	552	1.6	8.6	126	338	1.1	8.2
4-Book	470	3417	4.2	16.1	114	1531	1.0	8.8	119	343	1.1	9.3	178	593	1.6	8.4	112	384	1.0	7.1
WJBR-FM																				
FA '99	11	126	.1	.4	3	75		.2	3	11		.2	3	20		.1	3	20		.2
4-Book	7	138	.1	.3	4	63		.3	2	11		.2	2	18		.1	5	12	.1	.3
WKXW-FM																				
FA '99	33	334	.3	1.1	4	133		.3	6	45	.1	.5	11	40	.1	.5	4	29		.3
4-Book	31	344	.3	1.1	6	114	.1	.5	8	40	.1	.6	15	52	.1	.7	8	27	.1	.5
WLEV-FM																				
FA '99	11	57	.1	.4	1	27		.1	**	**	**	**	4	9		.2	2	9		.1
4-Book	**	**	**	**	**	**	**	**	**	**	**	**	**	**	**	**	**	**	**	**
WNJO-FM																				
FA '99	13	252	.1	.5	8	127	.1	.6	3	24		.2	9	50	.1	.4	26	103	.2	1.7
4-Book	24	267	.2	.9	8	127	.1	.6	8	31	.1	.6	17	60	.2	.8	13	52	.1	.9
WPST-FM																				
FA '99	37	760	.3	1.3	26	492	.2	2.0	13	76	.1	1.0	44	234	.4	2.1	30	124	.3	2.0
4-Book	31	722	.3	1.1	19	446	.2	1.4	11	68	.1	.9	32	175	.3	1.5	24	135	.3	1.5
WSTV-FM																				
FA '99	19	339	.2	.7	5	124		.4	3	38		.2	14	52	.1	.7	10	27	.1	.7
4-Book	**	**	**	**	**	**	**	**	**	**	**	**	**	**	**	**	**	**	**	**
TOTALS																				
FA '99	2877	10519	26.0		1314	8525	11.9		1243	3518	11.2		2092	4974	18.9		1535	3735	13.8	
4-Book	2910	10616	26.1		1290	8619	11.6		1272	3579	11.4		2120	5229	19.0		1569	4018	14.0	

** Station(s) not reported this survey.

* Listener estimates adjusted for reported broadcast schedule.

+ Station(s) changed call letters - see Page 13.

4-Book: Avg. of current and previous 3 surveys.
2-Book: Avg. of most recent 2 surveys.

Target Listener Estimates

Men 18-49																				
Saturday 7PM-MID				Sunday 6AM-10AM				Sunday 10AM-3PM				Sunday 3PM-7PM				Sunday 7PM-MID				
AQH (00)	Cume (00)	AQH Rtg	AQH Shr	AQH (00)	Cume (00)	AQH Rtg	AQH Shr	AQH (00)	Cume (00)	AQH Rtg	AQH Shr	AQH (00)	Cume (00)	AQH Rtg	AQH Shr	AQH (00)	Cume (00)	AQH Rtg	AQH Shr	
KYY -AM																				
FA '99	14	121	.1	1.3	54	294	.5	6.2	26	208	.2	1.5	24	157	.2	2.1	20	176	.2	2.7
4-Book	20	130	.2	2.0	76	407	.7	8.8	34	235	.3	2.2	24	127	.2	2.1	22	170	.2	3.1
WBEB-FM																				
FA '99	41	151	.4	3.9	15	56	.1	1.7	64	203	.6	3.7	55	171	.5	4.7	24	76	.2	3.3
4-Book	39	146	.4	3.9	23	85	.2	2.6	66	215	.6	4.3	41	147	.4	3.5	25	70	.2	3.5
WDAS-AM																				
FA '99					36	69	.3	4.1	34	80	.3	2.0	23	46	.2	2.0	15	23	.1	2.1
4-Book	2	5		.2	31	71	.3	3.6	25	62	.2	1.6	10	18	.1	.9	7	9	.1	1.0
WDAS-FM																				
FA '99	129	261	1.2	12.3	42	171	.4	4.8	67	187	.6	3.9	46	107	.4	3.9	108	214	1.0	14.8
4-Book	84	205	.8	8.4	45	130	.4	5.2	74	206	.7	4.8	72	166	.7	6.1	96	196	.9	13.6
+WEJM-FM																				
FA '99	44	144	.4	4.2	17	81	.2	1.9	38	175	.3	2.2	31	109	.3	2.6	15	40	.1	2.1
4-Book	35	142	.3	3.5	13	61	.2	1.5	48	190	.4	3.1	48	174	.4	4.1	23	97	.2	3.3
+WEMG-AM																				
FA '99	12	39	.1	1.1	19	39	.2	2.2	26	30	.2	1.5	12	26	.1	1.0	12	39	.1	1.6
4-Book	7	16	.1	.7	6	12	.1	.6	12	24	.1	.7	6	10	.1	.5	5	15		.7
+WEMG-FM																				
FA '99	1	10		.1					5	14		.3	9	21	.1	.8	2	10		.3
4-Book	**	**	**	**	**	**	**	**	**	**	**	**	**	**	**	**	**	**	**	**
WHAT-AM																				
FA '99	12	35	.1	1.1	14	42	.1	1.6	3	9		.2	7	30	.1	.6	4	21		.5
4-Book	10	23	.1	1.0	7	23	.1	.8	6	20	.1	.4	8	18	.1	.7	2	11		.2
WIOG-FM																				
FA '99	80	287	.7	7.6	44	164	.4	5.0	71	293	.6	4.1	59	212	.5	5.0	33	141	.3	4.5
4-Book	67	254	.6	6.7	24	102	.2	2.7	58	244	.5	3.7	55	211	.5	4.7	33	143	.3	4.6
WIP -AM																				
FA '99	22	98	.2	2.1	40	142	.4	4.6	88	274	.8	5.1	49	203	.4	4.2	58	184	.5	7.9
4-Book	24	116	.2	2.4	40	146	.4	4.6	59	229	.6	3.8	52	183	.5	4.5	37	167	.3	5.3
WJJZ-FM																				
FA '99	55	184	.5	5.2	35	100	.3	4.0	57	153	.5	3.3	48	129	.4	4.1	39	96	.4	5.3
4-Book	53	178	.5	5.3	39	120	.4	4.5	66	176	.6	4.3	48	131	.4	4.1	32	96	.3	4.4
+WLCE-FM																				
WYXR-FM																				
FA '99	48	186	.4	4.6	14	89	.1	1.6	57	185	.5	3.3	19	49	.2	1.6	15	41	.1	2.1
4-Book	33	119	.3	3.3	18	76	.2	2.1	39	152	.3	2.4	29	104	.3	2.5	24	75	.2	3.4
WMGK-FM																				
FA '99	33	128	.3	3.1	28	97	.3	3.2	75	223	.7	4.4	63	237	.6	5.4	21	74	.2	2.9
4-Book	33	143	.3	3.3	30	140	.3	3.5	89	318	.8	5.8	70	241	.6	6.0	22	88	.2	3.1
WMMR-FM																				
FA '99	21	160	.2	2.0	25	172	.2	2.9	47	240	.4	2.7	47	272	.4	4.0	27	167	.2	3.7
4-Book	37	202	.3	3.7	35	169	.3	4.0	75	328	.7	4.9	59	266	.5	5.1	29	167	.3	4.1
WNAP-AM																				
FA '99					* 9	11	.1	1.0	2	11		.1	*							
4-Book	**	**	**	**	4	7	.1	.5	4	13		.3	1	2		.1	**	**	**	**
WGL-FM																				
FA '99	38	102	.3	3.6	32	91	.3	3.6	30	112	.3	1.7	27	88	.2	2.3	44	73	.4	6.0
4-Book	35	139	.3	3.5	37	106	.3	4.3	45	170	.4	2.9	40	128	.4	3.4	32	91	.3	4.4
WPEN-AM																				
FA '99	7	29	.1	.7	1	9		.1	24	55	.2	1.4	5	20		.4	8	20	.1	1.1
4-Book	4	18	.1	.4	3	12		.3	12	33	.1	.8	4	14		.4	4	14	.1	.6

** Station(s) not reported this survey.

* Listener estimates adjusted for reported broadcast schedule.

+ Station(s) changed call letters - see Page 13.

4-Book: Avg. of current and previous 3 surveys.
2-Book: Avg. of most recent 2 surveys.

Target Listener Estimates

Target Listener Estimates - Men 18-49

		Men 18-49																				
		Saturday 7PM-MID				Sunday 6AM-10AM				Sunday 10AM-3PM				Sunday 3PM-7PM				Sunday 7PM-MID				
		AQH (00)	Cume (00)	AQH Rtg	AQH Shr	AQH (00)	Cume (00)	AQH Rtg	AQH Shr	AQH (00)	Cume (00)	AQH Rtg	AQH Shr	AQH (00)	Cume (00)	AQH Rtg	AQH Shr	AQH (00)	Cume (00)	AQH Rtg	AQH Shr	
WPHI-FM	FA '99	71	204	.6	6.7	38	147	.3	4.3	56	185	.5	3.3	25	90	.2	2.1	24	78	.2	3.3	
	4-Book	71	224	.7	7.1	36	97	.3	4.1	71	200	.6	4.6	57	167	.5	4.9	37	118	.3	5.2	
WPHT-AM	FA '99					12	31	.1	1.4	5	9		.3									
	4-Book	5	20	.1	.5	17	53	.2	1.9	17	60	.2	1.1	13	51	.1	1.2	8	24	.1	1.2	
WPLY-FM	FA '99	40	157	.4	3.8	33	136	.3	3.8	58	235	.5	3.4	36	185	.3	3.1	35	130	.3	4.8	
	4-Book	38	179	.4	3.8	29	112	.3	3.4	64	277	.6	4.2	47	220	.4	4.1	32	158	.3	4.5	
WSSJ-AM	FA '99	22	29	.2	2.1	16	30	.1	1.8	22	48	.2	1.3					4	8		.5	
	4-Book	8	12	.1	.7	8	13	.1	.9	12	21	.1	.7	7	12	.1	.6	3	5		.4	
WUSL-FM	FA '99	118	291	1.1	11.2	66	191	.6	7.5	74	278	.7	4.3	53	154	.5	4.5	54	155	.5	7.4	
	4-Book	118	331	1.1	11.9	69	208	.6	8.0	89	295	.8	5.8	75	208	.7	6.4	60	182	.5	8.6	
WWDB-FM	FA '99	5	20		.5	34	123	.3	3.9	114	184	1.0	6.6	7	28	.1	.6	6	10	.1	.8	
	4-Book	16	49	.1	1.6	28	116	.3	3.2	89	197	.8	5.7	11	40	.1	1.0	8	32	.1	1.1	
WXTU-FM	FA '99	6	49	.1	.6	37	115	.3	4.2	66	135	.6	3.8	23	89	.2	2.0	7	9	.1	1.0	
	4-Book	19	76	.2	2.0	32	104	.3	3.7	54	152	.5	3.5	31	110	.3	2.7	11	41	.1	1.6	
WYSP-FM	FA '99	72	268	.6	6.8	42	177	.4	4.8	353	1066	3.2	20.6	312	979	2.8	26.7	52	205	.5	7.1	
	4-Book	70	264	.6	7.0	41	139	.4	4.7	186	609	1.7	11.7	153	506	1.4	13.1	48	184	.5	6.8	
WJBR-FM	FA '99	6	18	.1	.6					2	9		.1	2	8		.2	4	18		.5	
	4-Book	3	11	.1	.3	2	11		.2	6	16	.1	.4	5	8		.4	5	14		.7	
WKXW-FM	FA '99	2	19		.2	1	9		.1	4	18		.2	6	19	.1	.5					
	4-Book	3	14		.3	4	20		.5	6	24	.1	.4	5	21	.1	.4	1	3		.2	
WLEV-FM	FA '99	**	**	**	**	**	**	**	**	**	**	**	**	**	**	**	**	**	2	9	**	.3
	4-Book	**	**	**	**	**	**	**	**	**	**	**	**	**	**	**	**	**	**	**	**	**
WNJO-FM	FA '99	6	42	.1	.6	5	15		.6	10	46	.1	.6	7	29	.1	.6	1	6		.1	
	4-Book	4	21	.1	.4	4	23		.5	6	29	.1	.4	9	35	.1	.8	2	17		.2	
WPST-FM	FA '99	24	82	.2	2.3	28	120	.3	3.2	32	166	.3	1.9	21	72	.2	1.8	10	47	.1	1.4	
	4-Book	20	86	.2	2.0	12	56	.1	1.4	20	114	.2	1.3	20	95	.2	1.7	7	44	.1	.9	
WSTV-FM	FA '99	2	9		.2	1	9		.1	3	35		.2	2	9		.2	4	9		.5	
	4-Book	**	**	**	**	**	**	**	**	**	**	**	**	**	**	**	**	**	**	**	**	**
TOTALS	FA '99	1052	2929	9.5		877	2591	7.9		1717	4422	15.5		1170	3193	10.6		731	2115	6.6		
	4-Book	998	2927	9.0		867	2658	7.8		1552	4177	13.9		1167	3102	10.5		710	2148	6.4		

** Station(s) not reported this survey.

* Listener estimates adjusted for reported broadcast schedule.

+ Station(s) changed call letters - see Page 13.

4-Book: Avg. of current and previous 3 surveys.
2-Book: Avg. of most recent 2 surveys.

Target Listener Trends

Men 25-49																					
Monday-Sunday 6AM-MID				Monday-Friday 6AM-10AM				Monday-Friday 10AM-3PM				Monday-Friday 3PM-7PM				Monday-Friday 7PM-MID					
AQH (00)	Cume (00)	AQH Rtg	AQH Shr	AQH (00)	Cume (00)	AQH Rtg	AQH Shr	AQH (00)	Cume (00)	AQH Rtg	AQH Shr	AQH (00)	Cume (00)	AQH Rtg	AQH Shr	AQH (00)	Cume (00)	AQH Rtg	AQH Shr		
KYW -AM																					
FA '99	74	2238	.8	4.4	194	1498	2.2	7.0	69	734	.8	2.9	99	1145	1.1	4.8	21	408	.2	3.2	
SU '99	100	2729	1.1	6.0	219	1846	2.4	8.1	108	1007	1.2	4.5	150	1428	1.7	7.4	27	457	.3	3.7	
SP '99	72	2418	.8	4.2	207	1805	2.3	7.5	52	704	.6	2.1	88	1244	1.0	4.1	25	433	.3	3.3	
WI '99	84	2751	.9	4.9	230	1918	2.5	8.3	63	952	.7	2.5	109	1396	1.2	5.2	34	580	.4	4.8	
4-Book	83	2534	.9	4.9	213	1767	2.4	7.7	73	849	.8	3.0	112	1303	1.3	5.4	27	470	.3	3.8	
FA '98	70	2426	.8	4.0	177	1678	2.0	6.3	47	767	.5	1.8	101	1208	1.1	4.6	29	620	.3	3.8	
WBEB-FM																					
FA '99	67	985	.7	4.0	80	444	.9	2.9	126	457	1.4	5.3	76	463	.8	3.7	34	298	.4	5.1	
SU '99	57	1042	.6	3.4	84	395	.9	3.1	79	475	.9	3.3	69	559	.8	3.4	37	394	.4	5.0	
SP '99	80	1122	.9	4.7	91	545	1.0	3.3	144	465	1.6	5.8	96	510	1.1	4.5	32	369	.4	4.2	
WI '99	63	1050	.7	3.7	88	474	1.0	3.2	94	423	1.0	3.7	77	558	.9	3.7	29	280	.3	4.1	
4-Book	67	1050	.7	4.0	86	465	1.0	3.1	111	455	1.2	4.5	80	523	.9	3.8	33	335	.4	4.6	
FA '98	66	1033	.7	3.7	77	485	.9	2.7	120	453	1.3	4.7	77	515	.9	3.5	30	279	.3	3.9	
WDAS-AM																					
FA '99	5	182	.1	.3	5	47	.1	.2	3	12	.1	.1	1	21	.1	.4	1	11	.1	.2	
SU '99	7	145	.1	.4	10	63	.1	.4	10	34	.1	.4	8	61	.1	.4	2	27	.1	.3	
SP '99	5	111	.1	.3	11	50	.1	.4	5	23	.1	.2	2	29	.1	.1	1	17	.1	.1	
WI '99	5	126	.1	.3	3	31	.1	.1	2	36	.1	.1	2	34	.1	.1	2	5	.1	.1	
4-Book	6	141	.1	.3	7	48	.1	.3	5	26	.1	.2	3	36	.1	.2	1	15	.1	.2	
FA '98	4	101	.1	.2	6	34	.1	.2	2	43	.1	.1	1	30	.1	.1	1	11	.1	.1	
WDAS-FM																					
FA '99	83	1007	.9	5.0	109	589	1.2	4.0	89	436	1.0	3.7	111	559	1.2	5.4	57	392	.6	8.6	
SU '99	109	1073	1.2	6.5	171	700	1.9	6.3	131	535	1.4	5.5	116	526	1.3	5.7	74	448	.8	10.1	
SP '99	108	1098	1.2	6.3	155	749	1.7	5.6	132	602	1.5	5.3	124	669	1.4	5.8	87	462	1.0	11.5	
WI '99	128	1065	1.4	7.5	152	605	1.7	5.5	183	632	2.0	7.2	146	657	1.6	7.0	117	516	1.3	16.5	
4-Book	107	1061	1.2	6.3	147	661	1.6	5.4	134	551	1.5	5.4	124	603	1.4	6.0	84	455	.9	11.7	
FA '98	122	1150	1.3	6.9	191	794	2.1	6.8	138	578	1.5	5.4	134	675	1.5	6.2	83	550	.9	10.8	
+WEJM-FM																					
FA '99	80	1277	.9	4.8	100	598	1.1	3.6	128	665	1.4	5.4	109	737	1.2	5.3	43	309	.5	6.5	
SU '99	79	1380	.9	4.7	62	563	.7	2.3	119	609	1.3	5.0	111	752	1.2	5.5	61	372	.7	8.3	
SP '99	44	871	.5	2.6	56	411	.6	2.0	75	336	.8	3.0	55	498	.6	2.6	18	252	.2	2.4	
WI '99	42	1116	.5	2.4	53	475	.6	1.9	66	417	.7	2.6	54	635	.6	2.6	19	252	.2	2.7	
4-Book	61	1161	.7	3.6	68	512	.8	2.5	97	507	1.1	4.0	82	656	.9	4.0	35	296	.4	5.0	
FA '98	29	919	.3	1.6	31	378	.3	1.1	41	363	.5	1.6	49	598	.5	2.3	15	335	.2	1.9	
+WEMG-AM																					
FA '99	16	80	.2	1.0	23	80	.3	.8	19	32	.2	.8	14	80	.2	.7	12	62	.1	1.8	
SU '99	5	70	.1	.3	5	29	.1	.2	8	11	.1	.3	7	19	.1	.3	1	11	.1	.1	
SP '99	9	84	.1	.5	11	77	.1	.4	9	22	.1	.4	10	34	.1	.5	6	31	.1	.8	
WI '99	4	48	.1	.2	2	23	.1	.1	9	9	.1	.4	7	24	.1	.3	7	6	.1	.1	
4-Book	9	71	.1	.5	10	52	.1	.4	11	19	.1	.5	10	39	.1	.5	5	28	.1	.7	
FA '98	6	83	.1	.3	3	45	.1	.1	3	16	.1	.1	4	46	.1	.2	7	31	.1	.9	
+WEMG-FM																					
FA '99	7	67	.1	.4	14	38	.2	.5	11	21	.1	.5	9	57	.1	.4	1	29	.1	.2	
SU '99	8	155	.1	.5	15	101	.2	.6	7	64	.1	.3	12	81	.1	.6	1	25	.1	.1	
SP '99	**	**	**	**	**	**	**	**	**	**	**	**	**	**	**	**	**	**	**	**	**
WI '99	2	53	.1	.1	3	17	.1	.1	3	16	.1	.1	7	46	.1	.3	9	9	.1	.1	
4-Book	**	**	**	**	**	**	**	**	**	**	**	**	**	**	**	**	**	**	**	**	**
FA '98	1	34	.1	.1	9	9	.1	.1	2	8	.1	.1	2	8	.1	.1	17	17	.1	.1	
WHAT-AM																					
FA '99	9	153	.1	.5	3	33	.1	.1	15	79	.2	.6	12	61	.1	.6	8	40	.1	1.2	
SU '99	14	217	.2	.8	20	101	.2	.7	23	117	.3	1.0	20	73	.2	1.0	4	66	.1	.5	
SP '99	5	64	.1	.3	5	27	.1	.2	4	33	.1	.2	8	45	.1	.4	3	20	.1	.4	
WI '99	8	104	.1	.5	6	34	.1	.2	9	61	.1	.4	9	49	.1	.4	3	12	.1	.4	
4-Book	9	135	.1	.5	9	49	.1	.3	13	73	.2	.6	12	57	.1	.6	5	35	.1	.6	
FA '98	3	56	.1	.2	1	19	.1	.1	3	7	.1	.1	12	37	.1	.6	10	10	.1	.1	

** Station(s) not reported this survey.

* Listener estimates adjusted for reported broadcast schedule.

+ Station(s) changed call letters - see Page 13.

4-Book: Avg. of current and previous 3 surveys.
2-Book: Avg. of most recent 2 surveys.

Target Listener Trends

Men 25-49

Target Listener Trends - Men 25-49

	Monday-Sunday 6AM-MID				Monday-Friday 6AM-10AM				Monday-Friday 10AM-3PM				Monday-Friday 3PM-7PM				Monday-Friday 7PM-MID			
	AQH (00)	Cume (00)	AQH Rtg	AQH Shr	AQH (00)	Cume (00)	AQH Rtg	AQH Shr	AQH (00)	Cume (00)	AQH Rtg	AQH Shr	AQH (00)	Cume (00)	AQH Rtg	AQH Shr	AQH (00)	Cume (00)	AQH Rtg	AQH Shr
W100-FM																				
FA '99	44	1182	.5	2.6	48	540	.5	1.7	53	438	.6	2.2	54	589	.6	2.6	30	488	.3	4.5
SU '99	41	1222	.5	2.4	50	420	.6	1.8	68	503	.8	2.8	42	488	.5	2.1	22	326	.2	3.0
SP '99	72	1388	.8	4.2	81	570	.9	2.9	118	614	1.3	4.8	91	816	1.0	4.3	34	472	.4	4.5
WI '99	40	1121	.4	2.3	46	418	.5	1.7	67	556	.7	2.6	55	509	.6	2.6	13	319	.1	1.8
4-Book	49	1228	.6	2.9	56	487	.6	2.0	77	528	.9	3.1	61	601	.7	2.9	25	401	.3	3.5
FA '98	72	1153	.8	4.1	86	433	1.0	3.1	126	534	1.4	4.9	97	632	1.1	4.5	40	320	.4	5.2
WIP -AM																				
FA '99	101	1613	1.1	6.1	181	962	2.0	6.6	141	769	1.6	5.9	162	994	1.8	7.8	29	501	.3	4.4
SU '99	91	1674	1.0	5.4	162	955	1.8	6.0	143	842	1.6	6.0	148	1049	1.6	7.3	26	396	.3	3.5
SP '99	113	1790	1.2	6.6	207	1042	2.3	7.5	159	832	1.8	6.4	162	1220	1.8	7.6	51	531	.6	6.8
WI '99	144	2263	1.6	8.4	214	1162	2.4	7.7	200	1109	2.2	7.9	225	1494	2.5	10.7	63	811	.7	8.9
4-Book	112	1835	1.2	6.6	191	1030	2.1	7.0	161	888	1.8	6.6	174	1189	1.9	8.4	42	560	.5	5.9
FA '98	114	1944	1.3	6.5	174	1048	1.9	6.2	165	902	1.8	6.5	183	1313	2.0	8.4	50	757	.6	6.5
WJZ-FM																				
FA '99	64	996	.7	3.8	64	345	.7	2.3	72	422	.8	3.0	73	534	.8	3.5	64	488	.7	9.7
SU '99	66	935	.7	3.9	64	393	.7	2.4	117	455	1.3	4.9	80	541	.9	4.0	46	355	.5	6.3
SP '99	82	1200	.9	4.8	95	545	1.0	3.4	112	578	1.2	4.5	97	696	1.1	4.6	54	450	.6	7.2
WI '99	69	1020	.8	4.0	58	427	.6	2.1	94	430	1.0	3.7	103	531	1.1	4.9	41	339	.5	5.8
4-Book	70	1038	.8	4.1	70	428	.8	2.6	99	471	1.1	4.0	88	576	1.0	4.3	51	408	.6	7.3
FA '98	86	1136	1.0	4.9	94	560	1.0	3.4	147	567	1.6	5.8	117	645	1.3	5.4	46	424	.5	6.0
+WLCE-FM																				
WYXR-FM																				
FA '99	51	1063	.6	3.1	84	524	.9	3.0	80	440	.9	3.3	67	638	.7	3.2	15	229	.2	2.3
SU '99	38	990	.4	2.3	45	441	.5	1.7	62	450	.7	2.6	52	453	.6	2.6	12	222	.1	1.6
SP '99	40	848	.4	2.3	58	419	.6	2.1	68	354	.8	2.7	54	407	.6	2.5	12	157	.1	1.6
WI '99	37	1014	.4	2.2	55	402	.6	2.0	37	369	.4	1.5	38	499	.4	1.8	26	256	.3	3.7
4-Book	42	979	.5	2.5	61	447	.7	2.2	62	403	.7	2.5	53	499	.6	2.5	16	216	.2	2.3
FA '98	43	1042	.5	2.4	61	512	.7	2.2	48	371	.5	1.9	53	512	.6	2.4	19	307	.2	2.5
WMGK-FM																				
FA '99	84	1435	.9	5.0	99	709	1.1	3.6	159	672	1.8	6.7	112	894	1.3	5.4	15	350	.2	2.3
SU '99	89	1624	1.0	5.3	109	730	1.2	4.0	155	796	1.7	6.5	113	940	1.2	5.6	32	435	.4	4.4
SP '99	125	1691	1.4	7.3	144	789	1.6	5.2	234	896	2.6	9.4	154	935	1.7	7.2	37	459	.4	4.9
WI '99	111	1708	1.2	6.5	127	818	1.4	4.6	210	973	2.3	8.3	143	1146	1.6	6.8	33	512	.4	4.7
4-Book	102	1615	1.1	6.0	120	762	1.3	4.4	190	834	2.1	7.7	131	979	1.5	6.3	29	439	.4	4.1
FA '98	131	1865	1.4	7.4	177	920	2.0	6.3	232	959	2.6	9.1	169	1171	1.9	7.8	45	464	.5	5.8
WMMR-FM																				
FA '99	111	1735	1.2	6.7	166	890	1.9	6.0	203	913	2.3	8.5	162	984	1.8	7.8	38	477	.4	5.7
SU '99	122	2081	1.3	7.3	163	1006	1.8	6.0	225	1037	2.5	9.4	154	1242	1.7	7.6	42	677	.5	5.7
SP '99	128	1970	1.4	7.4	201	1102	2.2	7.3	230	988	2.5	9.3	150	1164	1.7	7.0	35	382	.4	4.6
WI '99	124	1817	1.4	7.2	177	888	2.0	6.4	221	1027	2.4	8.7	161	1058	1.8	7.7	39	461	.4	5.5
4-Book	121	1901	1.3	7.2	177	972	2.0	6.4	220	991	2.4	9.0	157	1112	1.8	7.5	39	499	.4	5.4
FA '98	118	1967	1.3	6.7	150	925	1.7	5.4	242	989	2.7	9.5	147	1196	1.6	6.8	32	502	.4	4.1
WNAP-AM																				
FA '99	* 4	13	.2		* 2	13	.1		7	13	.1	.3	* 6	13	.1	.3				
SU '99	2	36	.1		1	6			1	14			3	22	.1		**	**	**	**
SP '99		24				5											**	**	**	**
WI '99	3	53	.2		5	26	.1	.2	3	31	.1	.2	2	18	.1		**	**	**	**
4-Book	2	32	.1		2	13	.1		3	15	.1		3	13	.1		**	**	**	**
FA '98	**	**	**	**	**	**	**	**	**	**	**	**	**	**	**	**	**	**	**	**
WVGL-FM																				
FA '99	51	892	.6	3.1	74	426	.8	2.7	85	339	.9	3.6	57	485	.6	2.8	15	160	.2	2.3
SU '99	53	1111	.6	3.2	76	529	.8	2.8	70	490	.8	2.9	57	487	.6	2.8	21	332	.2	2.9
SP '99	52	1121	.6	3.0	63	470	.7	2.3	82	491	.9	3.3	73	585	.8	3.4	17	281	.2	2.3
WI '99	61	1181	.7	3.6	80	484	.9	2.9	88	452	1.0	3.5	81	611	.9	3.9	28	308	.3	3.9
4-Book	54	1076	.6	3.2	73	477	.8	2.7	81	443	.9	3.3	67	542	.7	3.2	20	270	.2	2.9
FA '98	89	1285	1.0	5.0	105	550	1.2	3.7	157	592	1.7	6.2	84	601	.9	3.9	36	383	.4	4.7

** Station(s) not reported this survey. * Listener estimates adjusted for reported broadcast schedule. + Station(s) changed call letters - see Page 13. 4-Book: Avg. of current and previous 3 surveys. 2-Book: Avg. of most recent 2 surveys.

Target Listener Trends

Men 25-49

	Monday-Sunday 6AM-MID				Monday-Friday 6AM-10AM				Monday-Friday 10AM-3PM				Monday-Friday 3PM-7PM				Monday-Friday 7PM-MID			
	AQH (00)	Cume (00)	AQH Rtg	AQH Shr	AQH (00)	Cume (00)	AQH Rtg	AQH Shr	AQH (00)	Cume (00)	AQH Rtg	AQH Shr	AQH (00)	Cume (00)	AQH Rtg	AQH Shr	AQH (00)	Cume (00)	AQH Rtg	AQH Shr
WPEN-AM																				
FA '99	14	152	.2	.8	18	49	.2	.7	19	60	.2	.8	16	74	.2	.8	6	52	.1	.9
SU '99	3	118		.2	6	32	.1	.2	1	18			7	49	.1	.3	1	9		.1
SP '99	5	137	.1	.3	3	45		.1	8	87	.1	.3	10	59	.1	.5	1	26		.1
WI '99	9	194	.1	.5	19	122	.2	.7	10	77	.1	.4	9	53	.1	.4	2	20		.3
4-Book	8	150	.1	.5	12	62	.1	.4	10	61	.1	.4	11	59	.1	.5	3	27		.4
FA '98	8	98	.1	.5	13	36	.1	.5	16	72	.2	.6	5	36	.1	.2	3	8		.4
WPHI-FM																				
FA '99	27	603	.3	1.6	31	309	.3	1.1	36	230	.4	1.5	34	316	.4	1.6	14	231	.2	2.1
SU '99	35	704	.4	2.1	42	239	.5	1.5	55	336	.6	2.3	36	399	.4	1.8	18	204	.2	2.4
SP '99	38	816	.4	2.2	34	293	.4	1.2	39	368	.4	1.6	63	518	.7	3.0	33	258	.4	4.4
WI '99	36	622	.4	2.1	39	259	.4	1.4	47	356	.5	1.9	44	340	.5	2.1	28	293	.3	3.9
4-Book	34	686	.4	2.0	37	275	.4	1.3	44	323	.5	1.8	44	393	.5	2.1	23	247	.3	3.2
FA '98	38	744	.4	2.2	44	308	.5	1.6	46	284	.5	1.8	48	450	.5	2.2	28	305	.3	3.6
WPHT-AM																				
FA '99	9	301	.1	.5	15	129	.2	.5	11	66	.1	.5	15	119	.2	.7	4	57		.6
SU '99	35	730	.4	2.1	58	232	.6	2.1	29	173	.3	1.2	45	246	.5	2.2	31	348	.3	4.2
SP '99	11	429	.1	.6	16	107	.2	.6	2	58		.1	19	161	.2	.9	13	163	.1	1.7
WI '99	22	477	.2	1.3	37	163	.4	1.3	35	218	.4	1.4	31	193	.3	1.5	6	64	.1	.8
4-Book	19	484	.2	1.1	32	158	.4	1.1	19	129	.2	.8	28	180	.3	1.3	14	158	.1	1.8
FA '98	10	272	.1	.6	16	105	.2	.6	13	80	.1	.5	13	71	.1	.6	2	37		.3
WPLY-FM																				
FA '99	66	1194	.7	4.0	94	576	1.1	3.4	118	565	1.3	4.9	104	751	1.2	5.0	18	340	.2	2.7
SU '99	58	1389	.6	3.5	89	573	1.0	3.3	70	707	.8	2.9	83	870	.9	4.1	26	401	.3	3.5
SP '99	51	1190	.6	3.0	73	459	.8	2.6	90	475	1.0	3.6	66	738	.7	3.1	16	306	.2	2.1
WI '99	52	997	.6	3.0	63	439	.7	2.3	85	442	.9	3.4	77	634	.9	3.7	14	251	.2	2.0
4-Book	57	1193	.6	3.4	80	512	.9	2.9	91	547	1.0	3.7	83	748	.9	4.0	19	325	.2	2.6
FA '98	33	1075	.4	1.9	30	423	.3	1.1	45	383	.5	1.8	52	632	.6	2.4	14	280	.2	1.8
WSSJ-AM																				
FA '99	16	60	.2	1.0	20	41	.2	.7	23	41	.3	1.0	21	30	.2	1.0	4	30		.6
SU '99	4	76		.2	9	53	.1	.3	1	7			5	29	.1	.2	5	47	.1	.7
SP '99	13	39	.1	.8	10	19	.1	.4	13	31	.1	.5	15	27	.2	.7	10	24	.1	1.3
WI '99	2	55		.1	3	24		.1					3	17		.1	1	10		.1
4-Book	9	58	.1	.5	11	34	.1	.4	9	20	.1	.4	11	26	.1	.5	5	28	.1	.7
FA '98	**	**	**	**	**	**	**	**	**	**	**	**	**	**	**	**	**	**	**	**
WUSL-FM																				
FA '99	59	911	.7	3.5	90	513	1.0	3.3	60	495	.7	2.5	65	562	.7	3.1	53	328	.6	8.0
SU '99	67	1011	.7	4.0	80	482	.9	2.9	84	470	.9	3.5	80	571	.9	4.0	45	393	.5	6.1
SP '99	64	1011	.7	3.7	66	438	.7	2.4	69	492	.8	2.8	96	614	1.1	4.5	50	433	.6	6.6
WI '99	71	995	.8	4.1	90	495	1.0	3.2	91	563	1.0	3.6	71	548	.8	3.4	51	384	.6	7.2
4-Book	65	982	.7	3.8	82	482	.9	3.0	76	505	.9	3.1	78	574	.9	3.8	50	385	.6	7.0
FA '98	79	1075	.9	4.5	82	537	.9	2.9	88	461	1.0	3.5	120	604	1.3	5.5	68	457	.8	8.8
WVDB-FM																				
FA '99	42	740	.5	2.5	31	188	.3	1.1	83	399	.9	3.5	54	363	.6	2.6	17	181	.2	2.6
SU '99	39	778	.4	2.3	36	221	.4	1.3	82	397	.9	3.4	49	307	.5	2.4	20	190	.2	2.7
SP '99	31	601	.3	1.8	35	195	.4	1.3	48	253	.5	1.9	31	262	.3	1.5	21	141	.2	2.8
WI '99	47	846	.5	2.7	45	264	.5	1.6	105	479	1.2	4.1	45	304	.5	2.1	21	195	.2	3.0
4-Book	40	741	.4	2.3	37	217	.4	1.3	80	382	.9	3.2	45	309	.5	2.2	20	177	.2	2.8
FA '98	54	862	.6	3.1	72	339	.8	2.6	98	426	1.1	3.8	59	374	.7	2.7	27	234	.3	3.5
WXTU-FM																				
FA '99	55	641	.6	3.3	73	427	.8	2.6	82	325	.9	3.4	79	420	.9	3.8	18	125	.2	2.7
SU '99	36	617	.4	2.1	41	330	.5	1.5	54	349	.6	2.3	53	406	.6	2.6	16	175	.2	2.2
SP '99	55	812	.6	3.2	83	506	.9	3.0	71	343	.8	2.9	81	589	.9	3.8	21	254	.2	2.8
WI '99	57	700	.6	3.3	82	390	.9	3.0	93	372	1.0	3.7	74	434	.8	3.5	16	200	.2	2.3
4-Book	51	693	.6	3.0	70	413	.8	2.5	75	347	.8	3.1	72	462	.8	3.4	18	189	.2	2.5
FA '98	59	881	.7	3.3	94	513	1.0	3.4	86	443	1.0	3.4	71	589	.8	3.3	25	351	.3	3.2

** Station(s) not reported this survey. * Listener estimates adjusted for reported broadcast schedule. + Station(s) changed call letters - see Page 13. 4-Book: Avg. of current and previous 3 surveys. 2-Book: Avg. of most recent 2 surveys.

Target Listener Trends

Target Listener Trends - Men 25-49

	Men 25-49																			
	Monday-Sunday 6AM-MID				Monday-Friday 6AM-10AM				Monday-Friday 10AM-3PM				Monday-Friday 3PM-7PM				Monday-Friday 7PM-MID			
	AQH (00)	Cume (00)	AQH Rtg	AQH Shr	AQH (00)	Cume (00)	AQH Rtg	AQH Shr	AQH (00)	Cume (00)	AQH Rtg	AQH Shr	AQH (00)	Cume (00)	AQH Rtg	AQH Shr	AQH (00)	Cume (00)	AQH Rtg	AQH Shr
WYSP-FM																				
FA '99	236	3084	2.6	14.2	738	2222	8.2	26.7	266	1348	3.0	11.1	149	1016	1.7	7.2	47	591	.5	7.1
SU '99	217	2927	2.4	12.9	707	2210	7.8	26.1	273	1417	3.0	11.4	136	1173	1.5	6.7	39	595	.4	5.3
SP '99	211	2708	2.3	12.3	619	1994	6.8	22.4	280	1496	3.1	11.3	181	1320	2.0	8.5	35	519	.4	4.6
WI '99	212	2753	2.3	12.4	741	2184	8.2	26.7	267	1441	2.9	10.5	144	1024	1.6	6.9	21	376	.2	3.0
4-Book	219	2868	2.4	13.0	701	2153	7.8	25.5	272	1426	3.0	11.1	153	1133	1.7	7.3	36	520	.4	5.0
FA '98	204	3076	2.3	11.6	656	2061	7.2	23.4	258	1344	2.9	10.1	111	900	1.2	5.1	28	420	.3	3.6
WJBR-FM																				
FA '99	8	166	.1	.5	8	74	.1	.3	8	34	.1	.3	16	63	.2	.8	8	67	.1	1.2
SU '99	4	110	.1	.2	2	27	.1	.1	3	21	.1	.1	3	55	.1	.1	7	56	.1	1.0
SP '99	2	112	.1	.1	2	31	.1	.1	3	51	.1	.1	3	34	.1	.1	2	47	.1	.3
WI '99	5	233	.1	.3	6	77	.1	.2	7	71	.1	.3	5	95	.1	.2	4	54	.1	.6
4-Book	5	155	.1	.3	5	52	.1	.2	5	44	.1	.2	7	62	.1	.3	5	56	.1	.8
FA '98	10	141	.1	.6	16	43	.2	.6	18	43	.2	.7	8	65	.1	.4	2	50	.1	.3
WKXW-FM																				
FA '99	18	351	.2	1.1	18	134	.2	.7	48	158	.5	2.0	24	175	.3	1.2	5	71	.1	.8
SU '99	22	426	.2	1.3	27	176	.3	1.0	34	222	.4	1.4	32	263	.4	1.6	17	155	.2	2.3
SP '99	21	307	.2	1.2	28	152	.3	1.0	36	151	.4	1.5	32	174	.4	1.5	10	85	.1	1.3
WI '99	14	346	.2	.8	27	171	.3	1.0	24	141	.3	.9	22	206	.2	1.0	3	82	.1	.4
4-Book	19	358	.2	1.1	25	158	.3	.9	36	168	.4	1.5	28	205	.3	1.3	9	98	.1	1.2
FA '98	27	389	.3	1.5	33	156	.4	1.2	52	194	.6	2.0	46	243	.5	2.1	13	138	.1	1.7
WLEV-FM																				
FA '99	6	76	.1	.4	16	57	.2	.6	13	26	.1	.5	4	28	.1	.2	1	18	.1	.2
SU '99	**	**	**	**	**	**	**	**	**	**	**	**	**	**	**	**	**	**	**	**
SP '99	10	125	.1	.6	15	42	.2	.5	14	34	.2	.6	14	82	.2	.7	3	48	.1	.4
WI '99	**	**	**	**	**	**	**	**	**	**	**	**	**	**	**	**	**	**	**	**
4-Book	**	**	**	**	**	**	**	**	**	**	**	**	**	**	**	**	**	**	**	**
FA '98	**	**	**	**	**	**	**	**	**	**	**	**	**	**	**	**	**	**	**	**
WNJO-FM																				
FA '99	8	255	.1	.5	10	126	.1	.4	10	46	.1	.4	10	123	.1	.5	2	55	.1	.3
SU '99	18	380	.2	1.1	27	218	.3	1.0	40	170	.4	1.7	17	167	.2	.8	3	48	.1	.4
SP '99	19	245	.2	1.1	23	132	.3	.8	38	105	.4	1.5	32	148	.4	1.5	4	63	.1	.5
WI '99	10	229	.1	.6	9	93	.1	.3	22	113	.2	.9	11	129	.1	.5	2	69	.1	.3
4-Book	14	277	.2	.8	17	142	.2	.6	28	109	.3	1.1	18	142	.2	.8	3	59	.1	.4
FA '98	11	302	.1	.6	9	120	.1	.3	17	126	.2	.7	19	151	.2	.9	5	70	.1	.6
WPST-FM																				
FA '99	16	652	.2	1.0	16	263	.2	.6	19	285	.2	.8	28	360	.3	1.4	7	189	.1	1.1
SU '99	17	669	.2	1.0	16	244	.2	.6	27	254	.3	1.1	27	343	.3	1.3	6	152	.1	.8
SP '99	18	689	.2	1.0	31	235	.3	1.1	20	185	.2	.8	24	350	.3	1.1	6	139	.1	.8
WI '99	14	557	.2	.8	14	160	.2	.5	26	220	.3	1.0	20	340	.2	1.0	4	110	.1	.6
4-Book	16	642	.2	1.0	19	226	.2	.7	23	236	.3	.9	25	348	.3	1.2	6	148	.1	.8
FA '98	19	614	.2	1.1	28	228	.3	1.0	18	216	.2	.7	28	336	.3	1.3	5	108	.1	.6
WSTW-FM																				
FA '99	11	285	.1	.7	14	128	.2	.5	21	106	.2	.9	19	207	.2	.9	2	81	.1	.3
SU '99	12	292	.1	.7	19	142	.2	.7	22	125	.2	.9	13	150	.1	.6	6	58	.1	.8
SP '99	**	**	**	**	**	**	**	**	**	**	**	**	**	**	**	**	**	**	**	**
WI '99	**	**	**	**	**	**	**	**	**	**	**	**	**	**	**	**	**	**	**	**
4-Book	**	**	**	**	**	**	**	**	**	**	**	**	**	**	**	**	**	**	**	**
FA '98	**	**	**	**	**	**	**	**	**	**	**	**	**	**	**	**	**	**	**	**
TOTALS																				
FA '99	1667	8701	18.6		2759	7955	30.8		2389	6351	26.7		2071	7486	23.1		662	4683	7.4	
SU '99	1676	8785	18.5		2713	7831	30.0		2400	6637	26.5		2024	7397	22.4		735	4868	8.1	
SP '99	1720	8743	19.0		2769	7977	30.6		2477	6557	27.4		2128	7709	23.5		754	4903	8.3	
WI '99	1715	8825	18.9		2779	7937	30.7		2533	6683	28.0		2099	7656	23.2		709	4888	7.8	
4-Book	1695	8764	18.8		2755	7925	30.5		2450	6557	27.2		2081	7562	23.1		715	4836	7.9	
FA '98	1765	8746	19.5		2803	7959	31.0		2549	6477	28.2		2175	7786	24.0		772	5150	8.5	

** Station(s) not reported this survey. * Listener estimates adjusted for reported broadcast schedule. + Station(s) changed call letters - see Page 13. 4-Book: Avg. of current and previous 3 surveys. 2-Book: Avg. of most recent 2 surveys.

Target Listener Estimates

Men 25-49

	Monday-Friday 6AM-7PM				Weekend 6AM-MID				Saturday 6AM-10AM				Saturday 10AM-3PM				Saturday 3PM-7PM			
	AQH (00)	Cume (00)	AQH Rtg	AQH Shr	AQH (00)	Cume (00)	AQH Rtg	AQH Shr	AQH (00)	Cume (00)	AQH Rtg	AQH Shr	AQH (00)	Cume (00)	AQH Rtg	AQH Shr	AQH (00)	Cume (00)	AQH Rtg	AQH Shr
KYV -AM																				
FA '99	117	2043	1.3	4.9	35	1008	.4	3.4	90	493	1.0	8.3	38	216	.4	2.3	29	169	.3	2.6
4-Book	128	2352	1.4	5.3	40	1105	.5	3.8	99	503	1.1	8.9	44	276	.5	2.6	28	167	.3	2.3
WBEB-FM																				
FA '99	97	773	1.1	4.0	37	480	.4	3.6	34	126	.4	3.1	66	178	.7	4.0	38	147	.4	3.3
4-Book	94	800	1.1	3.8	42	525	.5	4.0	41	132	.5	3.7	75	189	.8	4.3	47	164	.5	3.8
WDAS-AM																				
FA '99	3	69	.1	.1	12	137	.1	1.2	2	13	.2	.2	1	10	.1	.1	4	10	.1	.4
4-Book	5	76	.1	.2	9	100	.1	.9	3	12	.3	.3	1	8	.1	.1	3	5	.1	.3
WDAS-FM																				
FA '99	102	841	1.1	4.2	68	609	.8	6.6	47	136	.5	4.3	71	231	.8	4.3	82	216	.9	7.2
4-Book	135	907	1.5	5.5	73	615	.8	7.0	71	180	.8	6.4	89	254	1.0	5.1	82	200	.9	6.6
+WEJM-FM																				
FA '99	113	1075	1.3	4.7	44	663	.5	4.3	66	233	.7	6.1	92	319	1.0	5.6	65	261	.7	5.7
4-Book	84	946	1.0	3.5	38	604	.4	3.7	34	140	.4	3.1	70	264	.8	4.1	53	209	.6	4.3
+WEMG-AM																				
FA '99	18	80	.2	.7	15	62	.2	1.5	23	49	.3	2.1	20	35	.2	1.2	12	41	.1	1.1
4-Book	10	61	.1	.4	8	50	.1	.8	12	24	.1	1.1	13	29	.1	.8	10	22	.1	.9
+WEMG-FM																				
FA '99	11	57	.1	.5	4	40	.1	.4	4	10	.1	.4	8	21	.1	.5	14	19	.2	1.2
4-Book	**	**	**	**	**	**	**	**	**	**	**	**	**	**	**	**	**	**	**	**
WHAT-AM																				
FA '99	10	110	.1	.4	7	97	.1	.7	1	9	.1	.1	10	39	.1	.6	5	29	.1	.4
4-Book	11	107	.1	.5	8	89	.1	.8	5	15	.1	.4	15	28	.2	.9	8	20	.1	.6
WIOQ-FM																				
FA '99	52	925	.6	2.2	39	664	.4	3.8	27	118	.3	2.5	58	225	.6	3.5	72	249	.8	6.3
4-Book	65	978	.7	2.7	37	641	.4	3.6	24	129	.3	2.2	70	245	.8	4.0	52	200	.6	4.3
WIP -AM																				
FA '99	160	1444	1.8	6.7	44	713	.5	4.3	65	226	.7	6.0	50	193	.6	3.0	15	93	.2	1.3
4-Book	174	1647	1.9	7.2	49	785	.6	4.7	81	254	.9	7.3	77	286	.9	4.4	48	196	.6	3.8
WJJZ-FM																				
FA '99	70	760	.8	2.9	52	567	.6	5.1	43	117	.5	4.0	80	221	.9	4.8	60	161	.7	5.3
4-Book	87	802	1.0	3.6	53	582	.6	5.1	40	128	.5	3.6	80	210	.9	4.6	79	204	.9	6.4
+WLCE-FM																				
WYXR-FM																				
FA '99	77	862	.9	3.2	29	534	.3	2.8	44	194	.5	4.1	41	162	.5	2.5	27	107	.3	2.4
4-Book	59	781	.7	2.4	29	483	.3	2.8	31	126	.4	2.8	47	171	.6	2.7	28	122	.3	2.2
WMGK-FM																				
FA '99	126	1273	1.4	5.2	57	704	.6	5.5	76	216	.8	7.0	136	385	1.5	8.2	63	250	.7	5.6
4-Book	150	1382	1.7	6.2	67	844	.7	6.4	70	237	.8	6.3	143	423	1.6	8.2	104	349	1.2	8.3
WMMR-FM																				
FA '99	179	1533	2.0	7.4	38	729	.4	3.7	60	204	.7	5.5	72	301	.8	4.4	54	180	.6	4.8
4-Book	187	1665	2.1	7.7	61	904	.7	5.8	87	288	1.0	7.8	131	414	1.5	7.5	79	286	.9	6.4
WNAP-AM																				
FA '99	* 5	13	.1	.2	* 2	13	.1	.2	*				5	13	.1	.3	* 6	13	.1	.5
4-Book	2	22	.1	.1	2	22	.1	.2					3	8	.1	.2	4	7	.1	.3
WVGL-FM																				
FA '99	73	725	.8	3.0	38	424	.4	3.7	32	122	.4	2.9	65	143	.7	3.9	37	136	.4	3.3
4-Book	75	841	.8	3.1	42	580	.5	4.0	35	138	.4	3.1	68	218	.8	3.9	54	175	.6	4.3
WPEN-AM																				
FA '99	18	104	.2	.7	11	90	.1	1.1	19	29	.2	1.8	11	29	.1	.7	17	37	.2	1.5
4-Book	11	116	.1	.4	6	76	.1	.6	6	18	.1	.6	9	27	.1	.5	8	19	.1	.7

** Station(s) not reported this survey.

* Listener estimates adjusted for reported broadcast schedule.

+ Station(s) changed call letters - see Page 13.

4-Book: Avg. of current and previous 3 surveys.
2-Book: Avg. of most recent 2 surveys.

Target Listener Estimates

Target Listener Estimates - Men 25-49

		Men 25-49																				
		Monday-Friday 6AM-7PM				Weekend 6AM-MID				Saturday 6AM-10AM				Saturday 10AM-3PM				Saturday 3PM-7PM				
		AQH (00)	Cume (00)	AQH Rtg	AQH Shr	AQH (00)	Cume (00)	AQH Rtg	AQH Shr	AQH (00)	Cume (00)	AQH Rtg	AQH Shr	AQH (00)	Cume (00)	AQH Rtg	AQH Shr	AQH (00)	Cume (00)	AQH Rtg	AQH Shr	
WPHI-FM	FA '99	34	474	.4	1.4	22	352	.2	2.1	22	66	.2	2.0	36	136	.4	2.2	17	99	.2	1.5	
	4-Book	42	564	.5	1.7	27	373	.3	2.6	15	61	.2	1.4	42	161	.5	2.5	33	134	.4	2.6	
WPHT-AM	FA '99	13	205	.1	.5	3	81		.3	2	7		.2	2	18		.1	3	16		.3	
	4-Book	26	326	.3	1.1	11	182	.1	1.1	12	38	.1	1.1	14	41	.2	.8	7	30	.1	.5	
WPLY-FM	FA '99	106	1046	1.2	4.4	27	504	.3	2.6	28	137	.3	2.6	67	275	.7	4.1	37	164	.4	3.3	
	4-Book	85	1027	1.0	3.5	33	597	.4	3.2	29	134	.3	2.6	69	287	.8	4.0	38	169	.4	3.1	
WSSJ-AM	FA '99	22	41	.2	.9	13	50	.1	1.3	3	13		.3	22	39	.2	1.3	31	39	.3	2.7	
	4-Book	10	45	.1	.4	9	39	.1	.9	8	16	.1	.8	19	29	.2	1.1	15	23	.2	1.3	
WUSL-FM	FA '99	71	804	.8	3.0	43	562	.5	4.2	43	150	.5	4.0	49	177	.5	3.0	85	243	.9	7.5	
	4-Book	78	830	.9	3.2	53	600	.6	5.1	37	124	.4	3.3	80	234	.9	4.6	86	231	1.0	6.9	
WWDB-FM	FA '99	58	624	.6	2.4	30	364	.3	2.9	23	90	.3	2.1	35	139	.4	2.1	5	22	.1	.4	
	4-Book	56	566	.6	2.3	25	333	.3	2.4	20	75	.2	1.8	19	76	.2	1.1	10	42	.1	.8	
WXTU-FM	FA '99	78	573	.9	3.2	40	385	.4	3.9	55	148	.6	5.1	92	251	1.0	5.6	34	98	.4	3.0	
	4-Book	73	604	.8	3.0	35	405	.4	3.4	49	138	.6	4.5	67	206	.8	3.9	37	136	.4	3.0	
WYSP-FM	FA '99	375	2619	4.2	15.6	118	1452	1.3	11.5	97	298	1.1	8.9	136	393	1.5	8.2	79	223	.9	7.0	
	4-Book	367	2626	4.1	15.1	80	1093	.9	7.7	91	264	1.0	8.2	131	415	1.4	7.6	76	259	.9	6.2	
WJBR-FM	FA '99	11	109	.1	.5	3	75		.3	3	11		.3	3	20		.2	3	20		.3	
	4-Book	5	117	.1	.2	3	57		.3	2	11		.2	1	14		.1	5	12	.1	.4	
WKXW-FM	FA '99	32	297	.4	1.3	4	133		.4	6	45	.1	.6	11	40	.1	.7	4	29		.4	
	4-Book	30	313	.4	1.2	6	114	.1	.6	8	40	.1	.7	15	52	.2	.9	8	27	.1	.7	
WLEV-FM	FA '99	11	57	.1	.5	1	27		.1					4	9		.2	2	9		.2	
	4-Book	**	**	**	**	**	**	**	**	**	**	**	**	**	**	**	**	**	**	**	**	**
WNJO-FM	FA '99	10	195	.1	.4	8	127	.1	.8	3	24		.3	9	50	.1	.5	26	103	.3	2.3	
	4-Book	21	221	.2	.9	8	119	.1	.8	8	29	.1	.7	17	55	.2	1.0	13	52	.2	1.1	
WPST-FM	FA '99	21	537	.2	.9	13	298	.1	1.3	9	49	.1	.8	28	150	.3	1.7	13	78	.1	1.1	
	4-Book	23	501	.3	.9	13	313	.2	1.3	9	55	.1	.8	24	126	.3	1.4	17	106	.2	1.4	
WSTW-FM	FA '99	18	245	.2	.7	4	114		.4	3	38		.3	10	43	.1	.6	10	27	.1	.9	
	4-Book	**	**	**	**	**	**	**	**	**	**	**	**	**	**	**	**	**	**	**	**	**
TOTALS	FA '99	2405	8577	26.9		1028	6935	11.5		1085	3087	12.1		1650	3970	18.4		1135	2976	12.7		
	4-Book	2431	8637	27.0		1040	6996	11.5		1111	3145	12.3		1727	4302	19.1		1246	3289	13.8		

** Station(s) not reported this survey.

* Listener estimates adjusted for reported broadcast schedule.

+ Station(s) changed call letters - see Page 13.

4-Book: Avg. of current and previous 3 surveys.
2-Book: Avg. of most recent 2 surveys.

Target Listener Estimates

Men 25-49																				
Saturday 7PM-MID				Sunday 6AM-10AM				Sunday 10AM-3PM				Sunday 3PM-7PM				Sunday 7PM-MID				
AQH (00)	Cume (00)	AQH Rtg	AQH Shr	AQH (00)	Cume (00)	AQH Rtg	AQH Shr	AQH (00)	Cume (00)	AQH Rtg	AQH Shr	AQH (00)	Cume (00)	AQH Rtg	AQH Shr	AQH (00)	Cume (00)	AQH Rtg	AQH Shr	
KYW -AM																				
FA '99	14	121	.2	1.8	54	294	.6	7.4	25	200	.3	1.8	23	148	.3	2.6	20	176	.2	3.8
4-Book	19	121	.3	2.5	68	382	.8	9.1	32	228	.4	2.5	20	117	.3	2.2	21	161	.2	3.9
WBEB-FM																				
FA '99	30	115	.3	3.9	15	56	.2	2.1	63	195	.7	4.5	39	141	.4	4.4	7	38	.1	1.3
4-Book	33	131	.4	4.4	22	81	.3	2.9	62	195	.7	4.8	30	125	.3	3.3	17	54	.2	3.3
WDAS-AM																				
FA '99					33	57	.4	4.5	33	69	.4	2.4	16	35	.2	1.8	9	12	.1	1.7
4-Book	2	5		.3	27	61	.3	3.6	24	56	.3	1.9	8	15	.1	.9	5	6	.1	1.1
WDAS-FM																				
FA '99	110	220	1.2	14.4	41	163	.5	5.6	59	167	.7	4.2	33	87	.4	3.7	90	170	1.0	17.1
4-Book	75	190	.8	10.1	45	126	.5	6.0	68	185	.8	5.3	62	144	.7	6.6	86	174	1.0	16.6
+WEJM-FM																				
FA '99	36	135	.4	4.7	17	81	.2	2.3	38	175	.4	2.7	26	80	.3	2.9	15	40	.2	2.9
4-Book	32	133	.4	4.3	12	57	.2	1.6	44	172	.5	3.4	40	139	.5	4.4	19	80	.2	3.7
+WEMG-AM																				
FA '99	12	39	.1	1.6	19	39	.2	2.6	17	22	.2	1.2	6	17	.1	.7	12	39	.1	2.3
4-Book	7	16	.1	1.0	6	12	.1	.8	9	20	.1	.7	5	7	.1	.5	4	13		.7
+WEMG-FM																				
FA '99	1	10		.1	**	**	**	**	**	**	**	**	9	21	.1	1.0	2	10		.4
4-Book	**	**	**	**	**	**	**	**	**	**	**	**	**	**	**	**	**	**	**	**
WHAT-AM																				
FA '99	12	35	.1	1.6	14	42	.2	1.9	3	9		.2	7	30	.1	.8	4	21		.8
4-Book	10	23	.1	1.4	7	23	.1	1.0	5	14		.4	8	18	.1	.8	2	11		.4
W100-FM																				
FA '99	41	177	.5	5.4	13	88	.1	1.8	30	199	.3	2.2	47	163	.5	5.3	28	103	.3	5.3
4-Book	32	145	.4	4.2	12	65	.2	1.7	38	170	.4	3.0	41	164	.5	4.5	24	99	.3	4.6
VIP -AM																				
FA '99	22	98	.2	2.9	34	133	.4	4.7	63	221	.7	4.5	42	174	.5	4.7	54	155	.6	10.3
4-Book	22	104	.2	2.9	36	135	.4	4.9	49	199	.6	3.9	46	160	.5	5.1	34	143	.4	6.6
WJJZ-FM																				
FA '99	55	184	.6	7.2	35	100	.4	4.8	57	153	.6	4.1	45	119	.5	5.1	39	96	.4	7.4
4-Book	52	172	.6	6.9	37	113	.4	5.0	62	167	.7	4.9	43	117	.5	4.7	30	91	.3	5.6
+WLCE-FM																				
WYXR-FM																				
FA '99	36	137	.4	4.7	10	61	.1	1.4	36	147	.4	2.6	18	40	.2	2.0	13	32	.1	2.5
4-Book	25	91	.3	3.4	16	67	.2	2.2	31	129	.4	2.5	28	93	.3	3.0	20	57	.2	3.8
VMGK-FM																				
FA '99	24	101	.3	3.1	26	88	.3	3.6	64	205	.7	4.6	43	200	.5	4.8	17	46	.2	3.2
4-Book	28	129	.3	3.8	28	129	.3	3.8	81	298	.9	6.4	58	215	.7	6.3	19	71	.2	3.7
WMMR-FM																				
FA '99	14	113	.2	1.8	23	153	.3	3.2	44	222	.5	3.2	29	161	.3	3.3	14	92	.2	2.7
4-Book	27	144	.3	3.6	32	151	.4	4.3	65	276	.7	5.2	44	196	.5	4.9	21	110	.3	3.9
WNAP-AM																				
FA '99					*								*							
4-Book	**	**	**	**	2	3		.2	4	10	.1	.3	1	2		.1	**	**	**	**
WUGL-FM																				
FA '99	37	92	.4	4.8	32	91	.4	4.4	25	103	.3	1.8	27	88	.3	3.0	44	73	.5	8.4
4-Book	34	129	.4	4.5	32	98	.4	4.3	41	159	.5	3.3	39	124	.5	4.3	29	80	.3	5.5
WPEN-AM																				
FA '99	7	29	.1	.9	1	9		.1	24	55	.3	1.7	5	20	.1	.6	8	20	.1	1.5
4-Book	4	18	.1	.6	3	12		.3	12	33	.2	1.0	3	12	.1	.4	4	14	.1	.8

** Station(s) not reported this survey.

* Listener estimates adjusted for reported broadcast schedule.

+ Station(s) changed call letters - see Page 13.

4-Book: Avg. of current and previous 3 surveys.
2-Book: Avg. of most recent 2 surveys.

Target Listener Estimates

Target Listener Estimates - Men 25-49

		Men 25-49																					
		Saturday 7PM-MID				Sunday 6AM-10AM				Sunday 10AM-3PM				Sunday 3PM-7PM				Sunday 7PM-MID					
		AQH (00)	Cume (00)	AQH Rtg	AQH Shr	AQH (00)	Cume (00)	AQH Rtg	AQH Shr	AQH (00)	Cume (00)	AQH Rtg	AQH Shr	AQH (00)	Cume (00)	AQH Rtg	AQH Shr	AQH (00)	Cume (00)	AQH Rtg	AQH Shr		
WPHI-FM																							
FA '99		42	105	.5	5.5	15	66	.2	2.1	25	107	.3	1.8	3	17	.3		11	29	.1	2.1		
4-Book		30	95	.4	4.0	18	55	.2	2.5	33	102	.4	2.6	22	73	.2	2.4	17	48	.2	3.3		
WPHT-AM																							
FA '99						12	31	.1	1.7	5	9	.1	.4										
4-Book		5	20	.1	.7	17	53	.2	2.2	16	58	.2	1.3	13	47	.1	1.3	8	24	.1	1.6		
WPLY-FM																							
FA '99		15	82	.2	2.0	11	71	.1	1.5	27	116	.3	1.9	15	86	.2	1.7	11	55	.1	2.1		
4-Book		21	100	.3	2.8	20	86	.2	2.7	40	185	.4	3.2	31	142	.4	3.4	13	87	.2	2.6		
WSSJ-AM																							
FA '99		22	29	.2	2.9	16	30	.2	2.2	11	30	.1	.8					2	3				
4-Book		8	12	.1	1.0	8	13	.1	1.0	8	15	.1	.6	7	12	.1	.7	2	3				.3
WUSL-FM																							
FA '99		55	129	.6	7.2	36	109	.4	5.0	45	174	.5	3.2	23	64	.3	2.6	9	42	.1	1.7		
4-Book		71	178	.8	9.6	40	136	.5	5.4	48	174	.5	3.8	32	99	.4	3.5	23	70	.3	4.4		
WWDB-FM																							
FA '99		5	20	.1	.7	33	114	.4	4.5	114	184	1.3	8.2	7	28	.1	.8	6	10	.1	1.1		
4-Book		15	45	.2	2.0	27	111	.3	3.6	85	183	1.0	6.6	11	35	.1	1.2	6	26	.1	1.1		
WXTU-FM																							
FA '99		6	49	.1	.8	37	115	.4	5.1	66	135	.7	4.7	21	80	.2	2.4	7	9	.1	1.3		
4-Book		16	63	.2	2.2	30	91	.3	4.1	47	124	.5	3.7	26	95	.3	2.8	10	33	.1	1.9		
WYSP-FM																							
FA '99		38	175	.4	5.0	31	131	.3	4.3	287	868	3.2	20.6	244	772	2.7	27.4	31	140	.3	5.9		
4-Book		38	153	.4	5.1	30	99	.3	4.1	140	447	1.6	10.6	111	375	1.2	12.2	20	100	.2	3.8		
WJBR-FM																							
FA '99		6	18	.1	.8					2	9	.1		2	8	.2		4	18	.1	.8		
4-Book		3	11	.1	.4	1	7	.2		4	14	.3		3	7	.4		5	14	.1	1.0		
WKXW-FM																							
FA '99		2	19	.3		1	9	.1		4	18	.3		6	19	.1	.7						
4-Book		3	14	.4		4	20	.5		6	24	.1	.5	5	21	.1	.6	1	3		.2		
WLEV-FM																							
FA '99		**	**	**	**	**	**	**	**	**	**	**	**	**	**	**	**	2	9	.4			
4-Book		**	**	**	**	**	**	**	**	**	**	**	**	**	**	**	**	**	**	**	**		
WNJO-FM																							
FA '99		6	42	.1	.8	5	15	.1	.7	10	46	.1	.7	7	29	.1	.8	1	6	.2			
4-Book		4	21	.1	.5	4	21	.1	.5	6	29	.1	.5	8	31	.1	.9	1	10	.2			
WPST-FM																							
FA '99		12	45	.1	1.6	23	102	.3	3.2	14	101	.2	1.0	4	17	.4		9					
4-Book		12	50	.1	1.6	11	49	.1	1.5	15	83	.2	1.1	13	66	.2	1.4	4	24	.1	.7		
WSTW-FM																							
FA '99		2	9	.3		1	9	.1		3	35	.2		2	9	.2		4	9	.8			
4-Book		**	**	**	**	**	**	**	**	**	**	**	**	**	**	**	**	**	**	**	**		
TOTALS																							
FA '99		763	2227	8.5		726	2261	8.1		1392	3702	15.5		891	2554	10.0		525	1561	5.9			
4-Book		745	2243	8.3		739	2336	8.2		1278	3482	14.2		916	2508	10.2		519	1608	5.8			

** Station(s) not reported this survey.

* Listener estimates adjusted for reported broadcast schedule.

+ Station(s) changed call letters - see Page 13.

4-Book: Avg. of current and previous 3 surveys.
2-Book: Avg. of most recent 2 surveys.

Target Listener Trends

Men 25-54

	Monday-Sunday 6AM-MID				Monday-Friday 6AM-10AM				Monday-Friday 10AM-3PM				Monday-Friday 3PM-7PM				Monday-Friday 7PM-MID			
	AQH (00)	Cume (00)	AQH Rtg	AQH Shr	AQH (00)	Cume (00)	AQH Rtg	AQH Shr	AQH (00)	Cume (00)	AQH Rtg	AQH Shr	AQH (00)	Cume (00)	AQH Rtg	AQH Shr	AQH (00)	Cume (00)	AQH Rtg	AQH Shr
KYW -AM																				
FA '99	91	2818	.9	4.7	234	1780	2.2	7.3	92	977	.9	3.3	121	1411	1.2	5.1	26	558	.2	3.3
SU '99	128	3316	1.2	6.6	286	2299	2.7	9.1	142	1232	1.4	5.1	182	1729	1.7	7.6	31	559	.3	3.7
SP '99	101	3080	1.0	5.0	273	2335	2.6	8.5	83	990	.8	2.9	129	1616	1.2	5.2	32	523	.3	3.7
WI '99	115	3388	1.1	5.8	304	2368	2.9	9.5	91	1205	.9	3.1	140	1686	1.3	5.8	42	750	.4	5.2
4-Book	109	3151	1.1	5.5	274	2196	2.6	8.6	102	1101	1.0	3.6	143	1611	1.4	5.9	33	598	.3	4.0
FA '98	98	2985	.9	4.8	232	2068	2.2	7.2	86	1030	.8	3.0	136	1518	1.3	5.4	38	725	.4	4.4
WBEB-FM																				
FA '99	87	1249	.8	4.5	102	579	1.0	3.2	151	566	1.4	5.5	102	607	1.0	4.3	47	399	.4	6.0
SU '99	84	1298	.8	4.3	121	547	1.2	3.9	129	600	1.2	4.6	104	722	1.0	4.3	45	489	.4	5.4
SP '99	102	1369	1.0	5.1	121	662	1.2	3.8	186	590	1.8	6.4	120	665	1.1	4.8	40	456	.4	4.6
WI '99	74	1282	.7	3.8	102	603	1.0	3.2	116	518	1.1	4.0	94	657	.9	3.9	33	363	.3	4.1
4-Book	87	1300	.8	4.4	112	598	1.1	3.5	146	569	1.4	5.1	105	663	1.0	4.3	41	427	.4	5.0
FA '98	84	1260	.8	4.1	94	593	.9	2.9	159	591	1.5	5.5	107	678	1.0	4.3	32	313	.3	3.7
WDAS-AM																				
FA '99	7	217	.1	.4	6	57	.1	.2	3	20		.1	6	48	.1	.3	2	21		.3
SU '99	8	178	.1	.4	12	77	.1	.4	11	45	.1	.4	9	65	.1	.4	3	31		.4
SP '99	7	167	.1	.3	15	72	.1	.5	5	29		.2	2	46		.1	1	28		.1
WI '99	8	182	.1	.4	6	37	.1	.2	4	56		.1	4	48		.2	4	19		.5
4-Book	8	186	.1	.4	10	61	.1	.3	6	38		.2	5	52	.1	.3	3	25		.3
FA '98	5	124		.2	6	43	.1	.2	3	52		.1	2	43		.1				
WDAS-FM																				
FA '99	100	1128	1.0	5.2	136	676	1.3	4.3	102	505	1.0	3.7	134	627	1.3	5.6	71	450	.7	9.0
SU '99	123	1213	1.2	6.3	196	777	1.9	6.3	147	584	1.4	5.2	134	618	1.3	5.6	81	495	.8	9.7
SP '99	132	1301	1.3	6.6	188	863	1.8	5.9	161	692	1.5	5.6	153	769	1.5	6.2	102	570	1.0	11.8
WI '99	143	1223	1.4	7.3	174	679	1.7	5.4	198	716	1.9	6.8	160	732	1.5	6.7	120	553	1.1	15.0
4-Book	125	1216	1.2	6.4	174	749	1.7	5.5	152	624	1.5	5.3	145	687	1.4	6.0	94	517	.9	11.4
FA '98	137	1260	1.3	6.8	215	891	2.0	6.7	154	636	1.5	5.3	151	763	1.4	6.0	92	607	.9	10.6
+WEJM-FM																				
FA '99	89	1449	.9	4.6	111	690	1.1	3.5	146	757	1.4	5.3	123	834	1.2	5.2	46	369	.4	5.8
SU '99	92	1556	.9	4.7	80	618	.8	2.6	143	715	1.4	5.1	132	861	1.3	5.5	65	419	.6	7.8
SP '99	47	992	.4	2.3	62	463	.6	1.9	80	365	.8	2.8	57	550	.5	2.3	22	292	.2	2.5
WI '99	43	1166	.4	2.2	55	499	.5	1.7	67	434	.6	2.3	55	660	.5	2.3	20	277	.2	2.5
4-Book	68	1291	.7	3.5	77	568	.8	2.4	109	568	1.1	3.9	92	726	.9	3.8	38	339	.4	4.7
FA '98	30	935	.3	1.5	31	381	.3	1.0	43	375	.4	1.5	49	606	.5	2.0	15	335	.1	1.7
+WEMG-AM																				
FA '99	16	89	.2	.8	23	80	.2	.7	19	32	.2	.7	14	80	.1	.6	12	62	.1	1.5
SU '99	5	70		.3	5	29		.2	8	11	.1	.3	7	19	.1	.3	1	11		.1
SP '99	10	107	.1	.5	11	77	.1	.3	10	33	.1	.3	12	58	.1	.5	6	31	.1	.7
WI '99	4	48		.2	2	23		.1	9	9	.1	.3	7	24	.1	.3		6		
4-Book	9	79	.1	.5	10	52	.1	.3	12	21	.1	.4	10	45	.1	.4	5	28	.1	.6
FA '98	6	83	.1	.3	3	45		.1	3	16		.1	4	46		.2	7	31	.1	.8
+WEMG-FM																				
FA '99	8	83	.1	.4	14	38	.1	.4	12	36	.1	.4	9	57	.1	.4	1	29		.1
SU '99	8	173	.1	.4	15	101	.1	.5	7	64	.1	.2	12	81	.1	.5	1	33		.1
SP '99	**	**	**	**	**	**	**	**	**	**	**	**	**	**	**	**	**	**	**	**
WI '99	4	93		.2	4	25		.1	4	32		.1	7	61	.1	.3	1	17		.1
4-Book	**	**	**	**	**	**	**	**	**	**	**	**	**	**	**	**	**	**	**	**
FA '98	1	43			1	18							2	16		.1		17		
WHAT-AM																				
FA '99	9	171	.1	.5	3	33		.1	15	79	.1	.5	12	61	.1	.5	8	40	.1	1.0
SU '99	16	260	.2	.8	21	112	.2	.7	27	137	.3	1.0	22	94	.2	.9	4	70		.5
SP '99	11	86	.1	.5	10	38	.1	.3	13	55	.1	.4	19	56	.2	.8	7	31	.1	.8
WI '99	13	141	.1	.7	13	48	.1	.4	17	89	.2	.6	18	76	.2	.8	5	26		.6
4-Book	12	165	.1	.6	12	58	.1	.4	18	90	.2	.6	18	72	.2	.8	6	42	.1	.7
FA '98	4	82		.2	1	19			5	25		.2	15	45	.1	.6		10		

** Station(s) not reported this survey.

* Listener estimates adjusted for reported broadcast schedule.

+ Station(s) changed call letters - see Page 13.

4-Book: Avg. of current and previous 3 surveys.
2-Book: Avg. of most recent 2 surveys.

Target Listener Trends

Men 25-54

	Monday-Sunday 6AM-MID				Monday-Friday 6AM-10AM				Monday-Friday 10AM-3PM				Monday-Friday 3PM-7PM				Monday-Friday 7PM-MID			
	AQH (00)	Cume (00)	AQH Rtg	AQH Shr	AQH (00)	Cume (00)	AQH Rtg	AQH Shr	AQH (00)	Cume (00)	AQH Rtg	AQH Shr	AQH (00)	Cume (00)	AQH Rtg	AQH Shr	AQH (00)	Cume (00)	AQH Rtg	AQH Shr
W100-FM																				
FA '99	46	1256	.4	2.4	56	572	.5	1.8	53	447	.5	1.9	54	607	.5	2.3	30	505	.3	3.8
SU '99	44	1286	.4	2.3	51	444	.5	1.6	74	535	.7	2.6	45	537	.4	1.9	24	359	.2	2.9
SP '99	74	1455	.7	3.7	85	590	.8	2.6	123	645	1.2	4.3	93	837	.9	3.8	34	472	.3	3.9
WI '99	43	1195	.4	2.2	52	433	.5	1.6	72	579	.7	2.5	60	524	.6	2.5	14	345	.1	1.7
4-Book	52	1298	.5	2.7	61	510	.6	1.9	81	552	.8	2.8	63	626	.6	2.6	26	420	.2	3.1
FA '98	74	1220	.7	3.6	89	463	.8	2.8	127	551	1.2	4.4	101	682	1.0	4.0	40	333	.4	4.6
VIP -AM																				
FA '99	115	1897	1.1	5.9	209	1132	2.0	6.6	169	883	1.6	6.2	179	1178	1.7	7.5	32	602	.3	4.1
SU '99	108	1980	1.0	5.5	205	1193	2.0	6.6	161	981	1.5	5.7	171	1231	1.6	7.1	29	462	.3	3.5
SP '99	132	2099	1.3	6.6	256	1277	2.4	8.0	176	971	1.7	6.1	185	1447	1.8	7.5	61	629	.6	7.1
WI '99	163	2584	1.6	8.3	260	1374	2.5	8.1	227	1287	2.2	7.8	247	1688	2.4	10.3	68	896	.6	8.5
4-Book	130	2140	1.3	6.6	233	1244	2.2	7.3	183	1031	1.8	6.5	196	1386	1.9	8.1	48	647	.5	5.8
FA '98	137	2240	1.3	6.8	230	1274	2.2	7.2	189	1017	1.8	6.5	212	1483	2.0	8.5	58	841	.6	6.7
VJJZ-FM																				
FA '99	78	1212	.7	4.0	80	448	.8	2.5	98	550	.9	3.6	94	636	.9	3.9	71	603	.7	9.0
SU '99	85	1187	.8	4.4	82	507	.8	2.6	139	568	1.3	5.0	111	734	1.1	4.6	58	485	.6	7.0
SP '99	114	1471	1.1	5.7	133	708	1.3	4.1	166	700	1.6	5.7	136	842	1.3	5.5	75	569	.7	8.7
WI '99	82	1231	.8	4.2	69	520	.7	2.1	107	510	1.0	3.7	125	686	1.2	5.2	47	401	.4	5.9
4-Book	90	1275	.9	4.6	91	546	.9	2.8	128	582	1.2	4.5	117	725	1.1	4.8	63	515	.6	7.7
FA '98	101	1376	1.0	5.0	118	679	1.1	3.7	168	692	1.6	5.8	139	795	1.3	5.5	51	492	.5	5.9
+WLCE-FM																				
WYXR-FM																				
FA '99	56	1192	.5	2.9	95	590	.9	3.0	83	499	.8	3.0	72	695	.7	3.0	17	276	.2	2.2
SU '99	40	1073	.4	2.0	52	483	.5	1.7	65	473	.6	2.3	53	481	.5	2.2	12	249	.1	1.4
SP '99	43	924	.4	2.1	61	444	.6	1.9	73	373	.7	2.5	57	443	.5	2.3	12	157	.1	1.4
WI '99	44	1131	.4	2.2	71	486	.7	2.2	52	453	.5	1.8	43	536	.4	1.8	27	281	.3	3.4
4-Book	46	1080	.4	2.3	70	501	.7	2.2	68	450	.7	2.4	56	539	.5	2.3	17	241	.2	2.1
FA '98	47	1140	.4	2.3	65	555	.6	2.0	52	431	.5	1.8	59	563	.6	2.4	22	342	.2	2.5
WMGK-FM																				
FA '99	100	1622	1.0	5.2	121	828	1.2	3.8	184	764	1.8	6.7	133	1029	1.3	5.6	23	428	.2	2.9
SU '99	101	1823	1.0	5.2	122	833	1.2	3.9	172	881	1.6	6.1	135	1068	1.3	5.6	42	499	.4	5.0
SP '99	142	1854	1.4	7.1	171	899	1.6	5.3	266	997	2.5	9.2	171	1020	1.6	6.9	40	532	.4	4.6
WI '99	116	1853	1.1	5.9	134	915	1.3	4.2	218	1047	2.1	7.5	150	1236	1.4	6.3	34	530	.3	4.2
4-Book	115	1788	1.1	5.9	137	869	1.3	4.3	210	922	2.0	7.4	147	1088	1.4	6.1	35	497	.3	4.2
FA '98	140	2027	1.3	6.9	189	1000	1.8	5.9	248	1049	2.4	8.5	181	1269	1.7	7.2	49	510	.5	5.6
WMMR-FM																				
FA '99	116	1836	1.1	6.0	171	957	1.6	5.4	207	963	2.0	7.5	171	1069	1.6	7.2	41	510	.4	5.2
SU '99	128	2186	1.2	6.6	171	1056	1.6	5.5	233	1077	2.2	8.3	164	1309	1.6	6.8	42	695	.4	5.0
SP '99	138	2085	1.3	6.9	217	1171	2.1	6.8	252	1053	2.4	8.7	160	1230	1.5	6.5	35	403	.3	4.1
WI '99	130	1902	1.2	6.6	186	921	1.8	5.8	235	1078	2.2	8.1	166	1117	1.6	6.9	39	470	.4	4.9
4-Book	128	2002	1.2	6.5	186	1026	1.8	5.9	232	1043	2.2	8.2	165	1181	1.6	6.9	39	520	.4	4.8
FA '98	128	2125	1.2	6.3	171	1030	1.6	5.3	259	1066	2.5	8.9	154	1252	1.5	6.1	39	529	.4	4.5
WNAP-AM																				
FA '99	* 10	21	.1	.5	* 11	21	.1	.3	14	21	.1	.5	* 12	21	.1	.5				
SU '99	4	43		.2	2	13		.1	4	20		.1	5	28		.2	**	**	**	**
SP '99	1	36			2	17		.1					1	11			**	**	**	**
WI '99	3	53		.2	5	26		.2	3	31		.1	2	18		.1	**	**	**	**
4-Book	5	38		.2	5	19		.2	5	18		.2	5	20		.2	**	**	**	**
FA '98	**	**	**	**	**	**	**	**	**	**	**	**	**	**	**	**	**	**	**	**
WVGL-FM																				
FA '99	81	1333	.8	4.2	105	642	1.0	3.3	129	540	1.2	4.7	95	747	.9	4.0	26	303	.2	3.3
SU '99	77	1470	.7	3.9	102	673	1.0	3.3	106	664	1.0	3.8	91	684	.9	3.8	31	456	.3	3.7
SP '99	78	1543	.7	3.9	93	646	.9	2.9	117	666	1.1	4.0	105	814	1.0	4.2	26	477	.2	3.0
WI '99	91	1645	.9	4.6	129	730	1.2	4.0	119	653	1.1	4.1	109	863	1.0	4.5	44	435	.4	5.5
4-Book	82	1498	.8	4.2	107	673	1.0	3.4	118	631	1.1	4.2	100	777	1.0	4.1	32	418	.3	3.9
FA '98	125	1674	1.2	6.2	149	758	1.4	4.6	205	806	2.0	7.0	132	892	1.3	5.3	49	503	.5	5.6

** Station(s) not reported this survey.

* Listener estimates adjusted for reported broadcast schedule.

+ Station(s) changed call letters - see Page 13.

4-Book: Avg. of current and previous 3 surveys.
2-Book: Avg. of most recent 2 surveys.

Target Listener Trends

Men 25-54

	Monday-Sunday 6AM-MID				Monday-Friday 6AM-10AM				Monday-Friday 10AM-3PM				Monday-Friday 3PM-7PM				Monday-Friday 7PM-MID			
	AQH (00)	Cume (00)	AQH Rtg	AQH Shr	AQH (00)	Cume (00)	AQH Rtg	AQH Shr	AQH (00)	Cume (00)	AQH Rtg	AQH Shr	AQH (00)	Cume (00)	AQH Rtg	AQH Shr	AQH (00)	Cume (00)	AQH Rtg	AQH Shr
WPEN-AM																				
FA '99	14	185	.1	.7	18	49	.2	.6	20	69	.2	.7	16	74	.2	.7	6	52	.1	.8
SU '99	5	157		.3	8	41	.1	.3	3	42		.1	10	72	.1	.4	1	9		.1
SP '99	7	191	.1	.3	5	68		.2	11	110	.1	.4	12	85	.1	.5	3	42		.3
WI '99	11	243	.1	.6	26	153	.2	.8	14	109	.1	.5	11	77	.1	.5	2	26		.2
4-Book	9	194	.1	.5	14	78	.1	.5	12	83	.1	.4	12	77	.1	.5	3	32		.4
FA '98	16	153	.2	.8	25	75	.2	.8	28	102	.3	1.0	14	57	.1	.6	9	21	.1	1.0
WPHI-FM																				
FA '99	27	603	.3	1.4	31	309	.3	1.0	36	230	.3	1.3	34	316	.3	1.4	14	231	.1	1.8
SU '99	35	718	.3	1.8	42	247	.4	1.3	55	336	.5	2.0	37	407	.4	1.5	18	204	.2	2.2
SP '99	38	837	.4	1.9	34	293	.3	1.1	39	378	.4	1.3	63	529	.6	2.5	34	268	.3	3.9
WI '99	38	644	.4	1.9	39	259	.4	1.2	49	370	.5	1.7	48	354	.5	2.0	37	307	.4	4.6
4-Book	35	701	.4	1.8	37	277	.4	1.2	45	329	.4	1.6	46	402	.5	1.9	26	253	.3	3.1
FA '98	39	757	.4	1.9	45	317	.4	1.4	46	284	.4	1.6	48	455	.5	1.9	30	314	.3	3.4
WPHT-AM																				
FA '99	12	398	.1	.6	28	184	.3	.9	11	66	.1	.4	18	145	.2	.8	6	82	.1	.8
SU '99	44	937	.4	2.3	73	304	.7	2.3	35	197	.3	1.2	54	329	.5	2.2	39	441	.4	4.7
SP '99	18	601	.2	.9	28	168	.3	.9	9	87	.1	.3	27	249	.3	1.1	20	231	.2	2.3
WI '99	28	590	.3	1.4	40	216	.4	1.2	43	263	.4	1.5	44	234	.4	1.8	11	72	.1	1.4
4-Book	26	632	.3	1.3	42	218	.4	1.3	25	153	.2	.9	36	239	.4	1.5	19	207	.2	2.3
FA '98	15	435	.1	.7	26	166	.2	.8	22	122	.2	.8	18	141	.2	.7	2	55		.2
WPLY-FM																				
FA '99	68	1262	.7	3.5	95	592	.9	3.0	120	599	1.1	4.4	106	785	1.0	4.4	20	374	.2	2.5
SU '99	59	1435	.6	3.0	89	589	.8	2.8	70	714	.7	2.5	86	900	.8	3.6	26	409	.2	3.1
SP '99	53	1225	.5	2.6	76	476	.7	2.4	90	475	.9	3.1	70	746	.7	2.8	17	315	.2	2.0
WI '99	53	1039	.5	2.7	64	455	.6	2.0	85	442	.8	2.9	78	676	.7	3.3	14	259	.1	1.7
4-Book	58	1240	.6	3.0	81	528	.8	2.6	91	558	.9	3.2	85	777	.8	3.5	19	339	.2	2.3
FA '98	34	1153	.3	1.7	32	443	.3	1.0	45	395	.4	1.5	52	640	.5	2.1	15	298	.1	1.7
WSSJ-AM																				
FA '99	16	60	.2	.8	20	41	.2	.6	23	41	.2	.8	21	30	.2	.9	4	30		.5
SU '99	4	76		.2	9	53	.1	.3	1	7			5	29		.2	5	47		.6
SP '99	14	62	.1	.7	12	30	.1	.4	15	54	.1	.5	18	50	.2	.7	10	24	.1	1.2
WI '99	2	55		.1	3	24		.1					3	17		.1	1	10		.1
4-Book	9	63	.1	.5	11	37	.1	.4	10	26	.1	.3	12	32	.1	.5	5	28		.6
FA '98	**	**	**	**	**	**	**	**	**	**	**	**	**	**	**	**	**	**	**	**
WUSL-FM																				
FA '99	60	929	.6	3.1	90	513	.9	2.8	60	495	.6	2.2	67	575	.6	2.8	54	341	.5	6.8
SU '99	73	1051	.7	3.7	82	499	.8	2.6	96	495	.9	3.4	89	595	.8	3.7	50	400	.5	6.0
SP '99	65	1048	.6	3.2	67	459	.6	2.1	69	512	.7	2.4	97	624	.9	3.9	51	444	.5	5.9
WI '99	73	1038	.7	3.7	91	509	.9	2.8	93	577	.9	3.2	73	568	.7	3.0	52	398	.5	6.5
4-Book	68	1017	.7	3.4	83	495	.8	2.6	80	520	.8	2.8	82	591	.8	3.4	52	396	.5	6.3
FA '98	82	1145	.8	4.0	84	564	.8	2.6	90	475	.9	3.1	125	630	1.2	5.0	70	483	.7	8.0
WWDB-FM																				
FA '99	56	962	.5	2.9	44	272	.4	1.4	107	489	1.0	3.9	76	501	.7	3.2	21	258	.2	2.7
SU '99	46	974	.4	2.4	41	290	.4	1.3	95	478	.9	3.4	56	367	.5	2.3	22	219	.2	2.6
SP '99	40	769	.4	2.0	46	258	.4	1.4	69	322	.7	2.4	37	334	.4	1.5	22	177	.2	2.5
WI '99	59	1004	.6	3.0	58	334	.6	1.8	136	575	1.3	4.7	54	358	.5	2.3	29	278	.3	3.6
4-Book	50	927	.5	2.6	47	289	.5	1.5	102	466	1.0	3.6	56	390	.5	2.3	24	233	.2	2.9
FA '98	62	1067	.6	3.1	78	415	.7	2.4	117	545	1.1	4.0	66	449	.6	2.6	29	284	.3	3.3
WXTU-FM																				
FA '99	70	835	.7	3.6	101	525	1.0	3.2	101	417	1.0	3.7	88	524	.8	3.7	24	201	.2	3.0
SU '99	52	822	.5	2.7	67	445	.6	2.1	75	455	.7	2.7	74	531	.7	3.1	20	232	.2	2.4
SP '99	60	900	.6	3.0	92	560	.9	2.9	76	374	.7	2.6	92	665	.9	3.7	22	292	.2	2.5
WI '99	69	899	.7	3.5	93	506	.9	2.9	113	463	1.1	3.9	90	544	.9	3.8	20	255	.2	2.5
4-Book	63	864	.6	3.2	88	509	.9	2.8	91	427	.9	3.2	86	566	.8	3.6	22	245	.2	2.6
FA '98	77	1078	.7	3.8	126	672	1.2	3.9	111	551	1.1	3.8	93	743	.9	3.7	28	376	.3	3.2

** Station(s) not reported this survey.

* Listener estimates adjusted for reported broadcast schedule.

+ Station(s) changed call letters - see Page 13.

4-Book: Avg. of current and previous 3 surveys.
2-Book: Avg. of most recent 2 surveys.

Target Listener Estimates

Men 25-54																				
Monday-Friday 6AM-7PM				Weekend 6AM-MID				Saturday 6AM-10AM				Saturday 10AM-3PM				Saturday 3PM-7PM				
AQH (00)	Cume (00)	AQH Rtg	AQH Shr	AQH (00)	Cume (00)	AQH Rtg	AQH Shr	AQH (00)	Cume (00)	AQH Rtg	AQH Shr	AQH (00)	Cume (00)	AQH Rtg	AQH Shr	AQH (00)	Cume (00)	AQH Rtg	AQH Shr	
KYW -AM																				
FA '99	144	2548	1.4	5.2	40	1216	.4	3.3	97	535	.9	7.5	48	275	.5	2.5	33	202	.3	2.5
4-Book	168	2918	1.6	6.0	56	1425	.5	4.6	139	668	1.3	10.3	65	377	.7	3.2	40	225	.4	2.8
WBEB-FM																				
FA '99	121	985	1.2	4.4	54	650	.5	4.4	60	195	.6	4.7	85	236	.8	4.4	50	198	.5	3.7
4-Book	123	1006	1.2	4.4	54	654	.5	4.4	61	181	.6	4.5	96	248	.9	4.7	58	207	.6	4.0
WDAS-AM																				
FA '99	5	104	.2	.2	14	164	.1	1.1	2	13	.2	.2	1	10	.1	.1	4	10	.3	.3
4-Book	7	102	.1	.3	12	130	.1	.9	3	12	.2	.2	3	11	.2	.2	4	9	.3	.3
WDAS-FM																				
FA '99	122	954	1.2	4.4	80	689	.8	6.6	64	165	.6	5.0	90	275	.9	4.7	101	235	1.0	7.6
4-Book	157	1023	1.5	5.6	88	723	.8	7.2	94	228	.9	7.0	115	308	1.1	5.6	102	232	1.0	7.1
+WEJM-FM																				
FA '99	128	1221	1.2	4.6	50	754	.5	4.1	88	291	.8	6.8	107	354	1.0	5.5	72	303	.7	5.4
4-Book	94	1059	.9	3.3	42	660	.4	3.4	41	162	.4	3.1	79	289	.8	3.9	56	226	.5	3.9
+WEMG-AM																				
FA '99	18	80	.2	.6	15	71	.1	1.2	23	49	.2	1.8	20	35	.2	1.0	13	49	.1	1.0
4-Book	11	67	.1	.4	8	55	.1	.6	12	24	.1	.9	13	29	.1	.6	11	24	.1	.8
+WEMG-FM																				
FA '99	12	72	.1	.4	5	47	.1	.4	4	10	.3	.3	11	28	.1	.6	15	26	.1	1.1
4-Book	**	**	**	**	**	**	**	**	**	**	**	**	**	**	**	**	**	**	**	**
WHAT-AM																				
FA '99	10	110	.1	.4	9	115	.1	.7	1	9	.1	.1	10	39	.1	.5	5	29	.4	.4
4-Book	16	127	.2	.6	11	108	.1	.9	7	18	.1	.5	18	33	.2	.9	10	24	.1	.7
W100-FM																				
FA '99	55	966	.5	2.0	40	697	.4	3.3	27	118	.3	2.1	58	225	.6	3.0	74	256	.7	5.5
4-Book	69	1021	.7	2.5	39	681	.4	3.2	25	136	.3	1.9	71	252	.7	3.5	54	208	.5	3.8
WIP -AM																				
FA '99	184	1703	1.8	6.6	48	815	.5	3.9	72	261	.7	5.6	58	236	.6	3.0	17	103	.2	1.3
4-Book	202	1929	1.9	7.2	56	918	.6	4.6	91	306	.9	6.8	95	350	.9	4.6	54	220	.5	3.7
WJJZ-FM																				
FA '99	91	931	.9	3.3	59	695	.6	4.8	45	132	.4	3.5	100	280	1.0	5.2	62	170	.6	4.6
4-Book	113	1001	1.1	4.0	67	727	.7	5.4	53	166	.5	4.0	105	281	1.0	5.1	100	257	1.0	6.9
+WLCE-FM																				
WYXR-FM																				
FA '99	84	969	.8	3.0	32	581	.3	2.6	52	202	.5	4.0	49	179	.5	2.5	32	129	.3	2.4
4-Book	65	861	.6	2.3	31	527	.3	2.5	35	134	.3	2.6	49	180	.5	2.4	31	134	.3	2.1
WMGK-FM																				
FA '99	149	1452	1.4	5.4	64	789	.6	5.2	88	250	.8	6.8	146	436	1.4	7.6	77	283	.7	5.8
4-Book	168	1544	1.6	6.0	73	933	.7	5.9	78	261	.7	5.8	154	464	1.5	7.5	112	374	1.1	7.7
WMMR-FM																				
FA '99	185	1634	1.8	6.7	43	804	.4	3.5	64	229	.6	5.0	81	334	.8	4.2	59	205	.6	4.4
4-Book	197	1758	1.9	7.0	64	957	.6	5.2	92	308	.9	6.9	137	434	1.3	6.7	85	307	.8	5.9
WNAP-AM																				
FA '99	* 12	21	.1	.4	* 5	21	.4	.4	* 5	8	.4	.4	5	13	.3	.3	* 6	13	.1	.4
4-Book	5	29	.2	.2	4	26	.3	.3	2	4	.2	.2	5	10	.3	.3	5	9	.1	.3
WUGL-FM																				
FA '99	111	1055	1.1	4.0	64	730	.6	5.2	42	181	.4	3.3	91	269	.9	4.7	71	259	.7	5.3
4-Book	109	1156	1.1	3.9	67	881	.6	5.5	54	214	.5	4.1	114	350	1.1	5.6	85	266	.8	5.8
WPN-AM																				
FA '99	18	113	.2	.6	12	115	.1	1.0	19	29	.2	1.5	11	29	.1	.6	17	37	.2	1.3
4-Book	13	147	.2	.5	7	90	.1	.5	7	20	.1	.5	9	30	.1	.5	9	22	.1	.6

** Station(s) not reported this survey.

* Listener estimates adjusted for reported broadcast schedule.

+ Station(s) changed call letters - see Page 13.

4-Book: Avg. of current and previous 3 surveys.
2-Book: Avg. of most recent 2 surveys.

Target Listener Trends

Target Listener Trends - Men 25-54

		Men 25-54																			
		Monday-Sunday 6AM-MID				Monday-Friday 6AM-10AM				Monday-Friday 10AM-3PM				Monday-Friday 3PM-7PM				Monday-Friday 7PM-MID			
		AQH (00)	Cume (00)	AQH Rtg	AQH Shr	AQH (00)	Cume (00)	AQH Rtg	AQH Shr	AQH (00)	Cume (00)	AQH Rtg	AQH Shr	AQH (00)	Cume (00)	AQH Rtg	AQH Shr	AQH (00)	Cume (00)	AQH Rtg	AQH Shr
WYSP-FM																					
FA '99	249	3417	2.4	12.8	774	2385	7.4	24.3	280	1413	2.7	10.2	150	1041	1.4	6.3	47	608	.4	6.0	
SU '99	223	3100	2.1	11.4	725	2318	6.9	23.2	283	1481	2.7	10.1	138	1214	1.3	5.7	40	627	.4	4.8	
SP '99	219	2835	2.1	10.9	638	2091	6.1	19.9	292	1534	2.8	10.1	192	1380	1.8	7.8	35	530	.3	4.1	
WI '99	221	2884	2.1	11.2	788	2283	7.5	24.5	273	1497	2.6	9.4	145	1058	1.4	6.0	22	392	.2	2.7	
4-Book	228	3059	2.2	11.6	731	2269	7.0	23.0	282	1481	2.7	10.0	156	1173	1.5	6.5	36	539	.3	4.4	
FA '98	209	3273	2.0	10.3	673	2172	6.4	20.9	260	1377	2.5	8.9	112	934	1.1	4.5	29	445	.3	3.3	
WJBR-FM																					
FA '99	10	191	.1	.5	8	74	.1	.3	8	34	.1	.3	18	79	.2	.8	14	84	.1	1.8	
SU '99	8	157	.1	.4	2	34	.1	.1	7	37	.1	.2	9	70	.1	.4	9	71	.1	1.1	
SP '99	4	158	.2	.2	2	40	.1	.1	10	88	.1	.3	6	63	.1	.2	2	47	.2	.2	
WI '99	8	267	.1	.4	10	96	.1	.3	16	91	.2	.6	13	122	.1	.5	4	54	.5	.5	
4-Book	8	193	.1	.4	6	61	.1	.2	10	63	.1	.4	12	84	.1	.5	7	64	.1	.9	
FA '98	14	203	.1	.7	21	82	.2	.7	24	64	.2	.8	15	108	.1	.6	3	73	.3	.3	
WKXV-FM																					
FA '99	21	418	.2	1.1	26	193	.2	.8	50	174	.5	1.8	27	200	.3	1.1	5	79	.6	.6	
SU '99	26	485	.2	1.3	30	202	.3	1.0	42	245	.4	1.5	40	287	.4	1.7	19	172	.2	2.3	
SP '99	25	372	.2	1.2	33	198	.3	1.0	40	166	.4	1.4	41	223	.4	1.7	11	98	.1	1.3	
WI '99	17	385	.2	.9	29	179	.3	.9	31	150	.3	1.1	29	214	.3	1.2	3	90	.4	.4	
4-Book	22	415	.2	1.1	30	193	.3	.9	41	184	.4	1.5	34	231	.4	1.4	10	110	.1	1.2	
FA '98	30	478	.3	1.5	36	190	.3	1.1	56	220	.5	1.9	52	302	.5	2.1	13	147	.1	1.5	
WLEV-FM																					
FA '99	7	101	.1	.4	17	74	.2	.5	14	43	.1	.5	4	28	.2	.2	2	26	.3	.3	
SU '99	**	**	**	**	**	**	**	**	**	**	**	**	**	**	**	**	**	**	**	**	**
SP '99	11	162	.1	.5	15	52	.1	.5	16	61	.2	.6	17	110	.2	.7	3	58	.3	.3	
WI '99	**	**	**	**	**	**	**	**	**	**	**	**	**	**	**	**	**	**	**	**	**
4-Book	**	**	**	**	**	**	**	**	**	**	**	**	**	**	**	**	**	**	**	**	**
FA '98	**	**	**	**	**	**	**	**	**	**	**	**	**	**	**	**	**	**	**	**	**
WNJO-FM																					
FA '99	9	314	.1	.5	10	143	.1	.3	11	70	.1	.4	11	140	.1	.5	4	89	.5	.5	
SU '99	25	506	.2	1.3	36	288	.3	1.2	53	254	.5	1.9	22	219	.2	.9	5	80	.6	.6	
SP '99	22	332	.2	1.1	28	164	.3	.9	48	128	.5	1.7	34	215	.3	1.4	4	82	.5	.5	
WI '99	15	315	.1	.8	12	120	.1	.4	29	155	.3	1.0	19	179	.2	.8	4	93	.5	.5	
4-Book	18	367	.2	.9	22	179	.2	.7	35	152	.4	1.3	22	188	.2	.9	4	86	.5	.5	
FA '98	16	404	.2	.8	13	180	.1	.4	30	185	.3	1.0	23	211	.2	.9	5	78	.6	.6	
WPST-FM																					
FA '99	17	694	.2	.9	18	288	.2	.6	19	293	.2	.7	31	386	.3	1.3	7	197	.1	.9	
SU '99	18	718	.2	.9	17	252	.2	.5	27	254	.3	1.0	27	358	.3	1.1	6	161	.1	.7	
SP '99	18	718	.2	.9	31	244	.3	1.0	20	194	.2	.7	24	370	.2	1.0	6	139	.1	.7	
WI '99	15	599	.1	.8	16	193	.2	.5	27	244	.3	.9	20	357	.2	.8	5	118	.6	.6	
4-Book	17	682	.2	.9	21	244	.2	.7	23	246	.3	.8	26	368	.3	1.1	6	154	.1	.7	
FA '98	19	626	.2	.9	28	228	.3	.9	18	216	.2	.6	28	336	.3	1.1	5	108	.6	.6	
WSTW-FM																					
FA '99	12	302	.1	.6	19	145	.2	.6	21	106	.2	.8	19	207	.2	.8	2	81	.3	.3	
SU '99	13	310	.1	.7	19	142	.2	.6	22	125	.2	.8	13	150	.1	.5	6	58	.1	.7	
SP '99	**	**	**	**	**	**	**	**	**	**	**	**	**	**	**	**	**	**	**	**	**
WI '99	**	**	**	**	**	**	**	**	**	**	**	**	**	**	**	**	**	**	**	**	**
4-Book	**	**	**	**	**	**	**	**	**	**	**	**	**	**	**	**	**	**	**	**	**
FA '98	**	**	**	**	**	**	**	**	**	**	**	**	**	**	**	**	**	**	**	**	**
TOTALS																					
FA '99	1938	10136	18.5		3190	9257	30.5		2747	7386	26.3		2386	8649	22.8		789	5554	7.5		
SU '99	1952	10205	18.6		3129	9119	29.8		2803	7647	26.7		2401	8652	22.9		833	5635	7.9		
SP '99	2006	10146	19.1		3212	9267	30.6		2889	7605	27.5		2476	8925	23.6		864	5675	8.2		
WI '99	1972	10255	18.8		3212	9233	30.6		2892	7697	27.6		2397	8865	22.8		802	5609	7.6		
4-Book	1967	10186	18.8		3186	9219	30.4		2833	7584	27.0		2415	8773	23.0		822	5618	7.8		
FA '98	2028	10157	19.3		3216	9287	30.6		2912	7557	27.7		2506	9018	23.9		870	5851	8.3		

** Station(s) not reported this survey.

* Listener estimates adjusted for reported broadcast schedule.

+ Station(s) changed call letters - see Page 13.

4-Book: Avg. of current and previous 3 surveys.
2-Book: Avg. of most recent 2 surveys.

Target Listener Estimates

Men 25-54

	Monday-Friday 6AM-7PM				Weekend 6AM-MID				Saturday 6AM-10AM				Saturday 10AM-3PM				Saturday 3PM-7PM			
	AQH (00)	Cume (00)	AQH Rtg	AQH Shr	AQH (00)	Cume (00)	AQH Rtg	AQH Shr	AQH (00)	Cume (00)	AQH Rtg	AQH Shr	AQH (00)	Cume (00)	AQH Rtg	AQH Shr	AQH (00)	Cume (00)	AQH Rtg	AQH Shr
WPHI-FM																				
FA '99	34	474	.3	1.2	22	352	.2	1.8	22	66	.2	1.7	36	136	.3	1.9	17	99	.2	1.3
4-Book	43	574	.4	1.5	27	379	.3	2.2	15	61	.2	1.1	43	163	.4	2.1	33	134	.3	2.2
WPHT-AM																				
FA '99	18	277	.2	.6	4	115	.1	.3	4	15	.1	.3	2	18	.1	.1	3	16	.1	.2
4-Book	34	424	.3	1.2	15	233	.1	1.3	16	44	.1	1.2	20	54	.2	1.0	7	35	.1	.5
WPLY-FM																				
FA '99	108	1096	1.0	3.9	28	537	.3	2.3	28	137	.3	2.2	71	292	.7	3.7	41	181	.4	3.1
4-Book	87	1062	.8	3.1	34	624	.3	2.8	30	136	.3	2.2	70	297	.7	3.5	42	179	.4	2.9
WSSJ-AM																				
FA '99	22	41	.2	.8	13	50	.1	1.1	3	13	.1	.2	22	39	.2	1.1	31	39	.3	2.3
4-Book	11	50	.1	.4	10	45	.1	.8	8	16	.1	.6	20	32	.2	1.0	15	23	.2	1.1
WUSL-FM																				
FA '99	71	817	.7	2.6	45	580	.4	3.7	43	150	.4	3.3	54	191	.5	2.8	94	256	.9	7.0
4-Book	81	854	.8	2.9	55	621	.5	4.5	38	132	.4	2.8	85	241	.8	4.1	91	239	.9	6.3
WWDB-FM																				
FA '99	78	820	.7	2.8	40	483	.4	3.3	37	132	.4	2.9	58	181	.6	3.0	14	39	.1	1.0
4-Book	71	710	.7	2.5	32	420	.3	2.6	27	98	.3	2.0	30	101	.3	1.5	14	50	.1	1.0
WXTU-FM																				
FA '99	97	710	.9	3.5	54	512	.5	4.4	59	165	.6	4.6	114	315	1.1	5.9	54	155	.5	4.0
4-Book	89	746	.9	3.2	45	499	.4	3.7	59	169	.6	4.4	87	256	.9	4.3	47	165	.5	3.3
WYSP-FM																				
FA '99	392	2808	3.7	14.1	133	1686	1.3	10.9	109	323	1.0	8.5	148	428	1.4	7.7	83	240	.8	6.2
4-Book	381	2767	3.6	13.6	84	1177	.8	6.9	95	277	.9	7.1	135	429	1.3	6.6	78	268	.8	5.4
WJBR-FM																				
FA '99	11	125	.1	.4	5	91	.1	.4	3	11	.1	.2	3	20	.1	.2	5	28	.1	.4
4-Book	9	142	.1	.3	5	81	.1	.4	3	13	.1	.2	6	24	.1	.3	9	26	.1	.6
WKXW-FM																				
FA '99	35	356	.3	1.3	7	150	.1	.6	6	45	.1	.5	19	49	.2	1.0	12	38	.1	.9
4-Book	35	358	.4	1.3	8	134	.1	.6	9	44	.1	.7	18	62	.2	.9	11	31	.1	.8
WLEV-FM																				
FA '99	12	83	.1	.4	1	27	.1	.1	**	**	**	**	4	9	.1	.2	2	9	.1	.1
4-Book	**	**	**	**	**	**	**	**	**	**	**	**	**	**	**	**	**	**	**	**
WNJD-FM																				
FA '99	11	237	.1	.4	9	152	.1	.7	3	24	.1	.2	10	58	.1	.5	28	111	.3	2.1
4-Book	27	291	.3	1.0	10	163	.1	.8	11	41	.1	.8	21	68	.2	1.1	16	62	.1	1.1
WPST-FM																				
FA '99	23	579	.2	.8	13	315	.1	1.1	9	49	.1	.7	31	158	.3	1.6	13	78	.1	1.0
4-Book	23	532	.2	.8	14	328	.1	1.1	10	57	.1	.7	26	132	.3	1.3	17	110	.2	1.2
WSTW-FM																				
FA '99	20	261	.2	.7	5	123	.1	.4	8	46	.1	.6	10	43	.1	.5	10	27	.1	.7
4-Book	**	**	**	**	**	**	**	**	**	**	**	**	**	**	**	**	**	**	**	**
TOTALS																				
FA '99	2772	10002	26.5		1220	8191	11.7		1285	3610	12.3		1928	4687	18.4		1335	3485	12.8	
4-Book	2813	10045	26.8		1225	8198	11.7		1342	3757	12.8		2040	5074	19.5		1444	3815	13.8	

** Station(s) not reported this survey.

* Listener estimates adjusted for reported broadcast schedule.

+ Station(s) changed call letters - see Page 13.

4-Book: Avg. of current and previous 3 surveys.
2-Book: Avg. of most recent 2 surveys.

Target Listener Estimates - Men 25-54

Target Listener Estimates

Men 25-54																					
Saturday 7PM-MID				Sunday 6AM-10AM				Sunday 10AM-3PM				Sunday 3PM-7PM				Sunday 7PM-MID					
AQH (00)	Cume (00)	AQH Rtg	AQH Shr	AQH (00)	Cume (00)	AQH Rtg	AQH Shr	AQH (00)	Cume (00)	AQH Rtg	AQH Shr	AQH (00)	Cume (00)	AQH Rtg	AQH Shr	AQH (00)	Cume (00)	AQH Rtg	AQH Shr		
KYW -AM																					
FA '99	15	135	.1	1.8	63	360	.6	7.2	29	233	.3	1.8	27	179	.3	2.4	23	193	.2	3.6	
4-Book	23	155	.2	2.8	93	516	.9	10.5	46	298	.4	3.1	29	162	.3	2.7	25	194	.3	4.0	
WBEB-FM																					
FA '99	31	131	.3	3.6	44	131	.4	5.0	93	271	.9	5.6	61	201	.6	5.5	8	46	.1	1.2	
4-Book	36	143	.3	4.2	36	117	.3	4.0	76	233	.7	5.1	42	162	.4	3.9	20	65	.2	3.1	
WDAS-AM																					
FA '99					40	67	.4	4.5	38	78	.4	2.3	16	35	.2	1.4	13	21	.1	2.0	
4-Book	2	5		.3	31	70	.3	3.5	30	75	.3	2.0	10	19	.1	.9	9	13	.1	1.4	
WDAS-FM																					
FA '99	122	249	1.2	14.3	45	179	.4	5.1	60	184	.6	3.6	34	96	.3	3.0	106	188	1.0	16.4	
4-Book	83	217	.8	9.9	54	153	.5	6.1	77	207	.8	5.2	68	161	.7	6.2	103	205	1.0	16.5	
+WEJM-FM																					
FA '99	36	135	.3	4.2	17	81	.2	1.9	38	181	.4	2.3	28	88	.3	2.5	15	40	.1	2.3	
4-Book	33	138	.3	3.9	12	59	.1	1.4	46	187	.5	3.1	44	155	.4	4.2	21	85	.2	3.4	
+WEMG-AM																					
FA '99	12	39	.1	1.4	19	39	.2	2.2	17	22	.2	1.0	6	17	.1	.5	12	39	.1	1.9	
4-Book	7	16	.1	.8	6	12	.1	.6	10	23	.1	.6	5	7	.1	.4	4	16		.7	
+WEMG-FM																					
FA '99	1	10		.1	1	7		.1	1	7		.1	9	28	.1	.8	2	10		.3	
4-Book	**	**	**	**	**	**	**	**	**	**	**	**	**	**	**	**	**	**	**	**	**
WHAT-AM																					
FA '99	12	35	.1	1.4	25	60	.2	2.8	7	18	.1	.4	7	30	.1	.6	4	21		.6	
4-Book	13	27	.1	1.5	16	39	.2	1.7	10	25	.1	.7	9	20	.1	.8	3	16		.5	
WIOQ-FM																					
FA '99	41	185	.4	4.8	13	88	.1	1.5	33	216	.3	2.0	47	163	.4	4.2	28	103	.3	4.3	
4-Book	33	154	.3	3.9	12	67	.1	1.4	42	194	.4	2.8	44	173	.4	4.0	25	102	.3	3.9	
WIP -AM																					
FA '99	23	115	.2	2.7	37	151	.4	4.2	74	263	.7	4.5	44	192	.4	3.9	55	164	.5	8.5	
4-Book	23	112	.2	2.8	41	157	.4	4.6	60	241	.6	4.0	52	178	.5	4.9	37	163	.3	6.0	
WJJZ-FM																					
FA '99	55	184	.5	6.4	38	117	.4	4.3	69	197	.7	4.2	49	145	.5	4.4	47	124	.4	7.3	
4-Book	56	199	.5	6.7	45	144	.4	5.0	77	217	.8	5.2	57	148	.6	5.2	40	122	.4	6.2	
+WLCE-FM																					
WYXR-FM																					
FA '99	37	146	.4	4.3	10	61	.1	1.1	40	169	.4	2.4	21	57	.2	1.9	13	37	.1	2.0	
4-Book	28	101	.3	3.3	18	73	.2	2.0	34	144	.3	2.3	30	106	.3	2.7	20	58	.2	3.2	
WMGK-FM																					
FA '99	26	110	.2	3.0	31	113	.3	3.5	67	231	.6	4.1	54	234	.5	4.8	21	71	.2	3.3	
4-Book	30	144	.3	3.6	33	151	.3	3.7	88	334	.9	6.0	66	242	.6	6.0	24	88	.2	3.7	
WMMR-FM																					
FA '99	17	121	.2	2.0	25	170	.2	2.8	53	263	.5	3.2	33	177	.3	3.0	16	101	.2	2.5	
4-Book	28	150	.3	3.3	35	160	.3	3.9	69	294	.7	4.6	46	204	.4	4.3	22	117	.2	3.5	
WNAP-AM																					
FA '99					* 5	8		.6	3	8		.2	* 8	8	.1	.7					
4-Book	**	**	**	**	3	5		.3	5	14		.4	3	4		.2	**	**	**	**	
WOGL-FM																					
FA '99	53	159	.5	6.2	45	165	.4	5.1	62	204	.6	3.8	63	190	.6	5.7	75	154	.7	11.6	
4-Book	52	199	.5	6.2	50	158	.5	5.6	65	246	.6	4.4	62	202	.6	5.8	50	148	.5	7.9	
WPEN-AM																					
FA '99	9	37	.1	1.1	1	9		.1	26	64	.2	1.6	5	20		.4	9	29	.1	1.4	
4-Book	5	20	.1	.6	3	13		.3	13	38	.1	.9	3	14		.3	4	16	.1	.7	

** Station(s) not reported this survey.

* Listener estimates adjusted for reported broadcast schedule.

+ Station(s) changed call letters - see Page 13.

4-Book: Avg. of current and previous 3 surveys.
2-Book: Avg. of most recent 2 surveys.

Target Listener Estimates

Men 25-54

Target Listener Estimates - Men 25-54

	Saturday 7PM-MID				Sunday 6AM-10AM				Sunday 10AM-3PM				Sunday 3PM-7PM				Sunday 7PM-MID			
	AQH (00)	Cume (00)	AQH Rtg	AQH Shr	AQH (00)	Cume (00)	AQH Rtg	AQH Shr	AQH (00)	Cume (00)	AQH Rtg	AQH Shr	AQH (00)	Cume (00)	AQH Rtg	AQH Shr	AQH (00)	Cume (00)	AQH Rtg	AQH Shr
WPH1-FM																				
FA '99	42	105	.4	4.9	15	66	.1	1.7	25	107	.2	1.5	3	17		.3	11	29	.1	1.7
4-Book	31	97	.3	3.7	18	55	.2	2.0	33	104	.3	2.3	22	75	.2	2.1	17	48	.2	2.7
WPHT-AM																				
FA '99					16	39	.2	1.8	8	17	.1	.5	2	8		.2	1	8		.2
4-Book	10	37	.1	1.2	21	64	.2	2.4	19	72	.2	1.3	15	57	.1	1.4	14	38	.1	2.3
WPLY-FM																				
FA '99	17	91	.2	2.0	11	71	.1	1.3	27	116	.3	1.6	16	94	.2	1.4	11	55	.1	1.7
4-Book	21	104	.2	2.5	20	88	.2	2.2	41	190	.4	2.8	34	150	.3	3.2	13	87	.1	2.2
WSSJ-AM																				
FA '99	22	29	.2	2.6	16	30	.2	1.8	11	30	.1	.7					2	3		.3
4-Book	8	15	.1	1.0	8	13	.1	.8	8	15	.1	.6	7	12	.1	.6				
WUSL-FM																				
FA '99	55	129	.5	6.4	37	115	.4	4.2	45	174	.4	2.7	30	77	.3	2.7	9	42	.1	1.4
4-Book	73	185	.7	8.7	42	139	.4	4.7	48	175	.5	3.2	34	102	.3	3.2	23	70	.2	3.7
WVDB-FM																				
FA '99	9	36	.1	1.1	39	148	.4	4.4	128	235	1.2	7.8	12	45	.1	1.1	10	27	.1	1.5
4-Book	19	59	.2	2.3	31	132	.3	3.4	101	226	1.0	6.7	12	41	.1	1.1	9	36	.1	1.4
WXTU-FM																				
FA '99	12	86	.1	1.4	41	148	.4	4.7	81	190	.8	4.9	44	129	.4	3.9	26	41	.2	4.0
4-Book	21	85	.2	2.5	34	115	.3	3.8	60	168	.6	4.0	36	121	.3	3.3	17	51	.2	2.6
WYSP-FM																				
FA '99	40	184	.4	4.7	41	156	.4	4.7	330	1012	3.2	20.0	273	887	2.6	24.5	33	157	.3	5.1
4-Book	39	158	.4	4.6	33	105	.3	3.7	153	489	1.5	9.8	120	411	1.1	11.0	21	106	.2	3.3
WJBR-FM																				
FA '99	19	35	.2	2.2					2	9		.1	2	8		.2	4	18		.6
4-Book	7	22	.1	.8	1	9		.1	5	22	.1	.4	4	9		.4	6	18	.1	1.0
WKXW-FM																				
FA '99	2	19		.2	5	17		.6	4	18		.2	6	19	.1	.5				
4-Book	3	17		.3	6	24		.6	8	32	.1	.5	6	22	.1	.5	1	3		.2
WLEV-FM																				
FA '99	**	**	**	**	**	**	**	**	**	**	**	**	**	**	**	**	2	9		.3
4-Book	**	**	**	**	**	**	**	**	**	**	**	**	**	**	**	**	**	**	**	**
WNJO-FM																				
FA '99	6	42	.1	.7	5	15		.6	11	55	.1	.7	9	38	.1	.8	2	14		.3
4-Book	6	29	.1	.7	5	25		.5	12	49	.1	.8	11	43	.1	1.1	2	14		.2
WPST-FM																				
FA '99	12	45	.1	1.4	23	102	.2	2.6	14	101	.1	.8	4	26		.4	9	9		.5
4-Book	13	55	.1	1.5	11	49	.1	1.2	16	85	.2	1.0	15	70	.1	1.4	4	24	.1	.5
WSTW-FM																				
FA '99	2	9		.2	1	9		.1	3	35		.2	2	9		.2	4	9		.6
4-Book	**	**	**	**	**	**	**	**	**	**	**	**	**	**	**	**	**	**	**	**
TOTALS																				
FA '99	854	2493	8.2		880	2747	8.4		1649	4412	15.8		1115	3135	10.7		646	1862	6.2	
4-Book	839	2587	8.0		893	2832	8.5		1492	4101	14.2		1083	2947	10.3		630	1932	6.0	

** Station(s) not reported this survey.

* Listener estimates adjusted for reported broadcast schedule.

+ Station(s) changed call letters - see Page 13.

4-Book: Avg. of current and previous 3 surveys.
2-Book: Avg. of most recent 2 surveys.

Target Listener Trends

Men 35-64

	Monday-Sunday 6AM-MID				Monday-Friday 6AM-10AM				Monday-Friday 10AM-3PM				Monday-Friday 3PM-7PM				Monday-Friday 7PM-MID			
	AQH (00)	Cume (00)	AQH Rtg	AQH Shr	AQH (00)	Cume (00)	AQH Rtg	AQH Shr	AQH (00)	Cume (00)	AQH Rtg	AQH Shr	AQH (00)	Cume (00)	AQH Rtg	AQH Shr	AQH (00)	Cume (00)	AQH Rtg	AQH Shr
KYW -AM																				
FA '99	115	3183	1.2	7.0	287	2094	3.1	10.6	121	1234	1.3	5.4	132	1520	1.4	6.5	37	659	.4	5.6
SU '99	155	3470	1.7	9.4	360	2509	4.0	13.7	165	1435	1.8	6.9	210	1855	2.3	10.3	37	602	.4	5.9
SP '99	132	3321	1.4	7.8	340	2552	3.7	12.7	120	1263	1.3	5.0	159	1810	1.7	7.8	45	675	.5	6.4
WI '99	140	3716	1.5	8.4	368	2560	4.0	13.5	120	1536	1.3	5.0	161	1879	1.8	8.1	42	830	.5	6.8
4-Book	136	3423	1.5	8.2	339	2429	3.7	12.6	132	1367	1.4	5.6	166	1766	1.8	8.2	40	692	.5	6.2
FA '98	134	3211	1.5	7.8	301	2287	3.3	11.1	135	1245	1.5	5.5	179	1709	2.0	8.7	41	773	.5	6.1
WBEB-FM																				
FA '99	90	1295	1.0	5.5	110	561	1.2	4.1	157	598	1.7	7.0	116	693	1.3	5.7	40	397	.4	6.0
SU '99	81	1223	.9	4.9	108	545	1.2	4.1	142	559	1.6	5.9	106	691	1.2	5.2	38	460	.4	6.1
SP '99	101	1422	1.1	6.0	144	785	1.6	5.4	175	684	1.9	7.3	111	719	1.2	5.4	26	419	.3	3.7
WI '99	81	1338	.9	4.9	117	668	1.3	4.3	125	551	1.4	5.2	100	635	1.1	5.0	38	386	.4	6.2
4-Book	88	1320	1.0	5.3	120	640	1.3	4.5	150	598	1.7	6.4	108	685	1.2	5.3	36	416	.4	5.5
FA '98	77	1174	.8	4.5	95	568	1.0	3.5	141	585	1.5	5.7	90	589	1.0	4.4	29	300	.3	4.3
WDAS-AM																				
FA '99	9	230	.1	.5	13	77	.1	.5	5	33	.1	.2	6	44	.1	.3	2	17	.3	
SU '99	8	150	.1	.5	12	71	.1	.5	13	54	.1	.5	12	60	.1	.6	2	33	.3	
SP '99	13	230	.1	.8	24	102	.3	.9	13	62	.1	.5	10	82	.1	.5	1	23	.1	
WI '99	7	147	.1	.4	7	46	.1	.3	4	41	.1	.2	4	35	.1	.2	4	19	.7	
4-Book	9	189	.1	.6	14	74	.2	.6	9	48	.1	.4	8	55	.1	.4	2	23	.4	
FA '98	7	156	.1	.4	13	50	.1	.5	6	68	.1	.2	2	59	.1	.1				
WDAS-FM																				
FA '99	95	962	1.0	5.8	138	609	1.5	5.1	94	406	1.0	4.2	118	492	1.3	5.8	66	341	.7	10.0
SU '99	94	972	1.0	5.7	156	633	1.7	5.9	105	420	1.2	4.4	97	460	1.1	4.7	53	331	.6	8.5
SP '99	107	1015	1.2	6.3	162	666	1.8	6.0	125	527	1.4	5.2	114	587	1.3	5.6	76	409	.8	10.8
WI '99	99	906	1.1	6.0	143	507	1.6	5.3	144	565	1.6	6.0	106	549	1.2	5.3	48	273	.5	7.8
4-Book	99	964	1.1	6.0	150	604	1.7	5.6	117	480	1.3	5.0	109	522	1.2	5.4	61	339	.7	9.3
FA '98	90	876	1.0	5.2	150	580	1.6	5.5	101	404	1.1	4.1	91	517	1.0	4.4	51	305	.6	7.6
+WEJM-FM																				
FA '99	68	1078	.7	4.1	99	546	1.1	3.7	105	568	1.1	4.7	87	649	.9	4.3	38	308	.4	5.7
SU '99	64	1136	.7	3.9	62	522	.7	2.4	88	522	1.0	3.7	102	681	1.1	5.0	49	295	.5	7.8
SP '99	23	620	.3	1.4	34	273	.4	1.3	35	227	.4	1.5	28	341	.3	1.4	12	169	.1	1.7
WI '99	16	524	.2	1.0	26	194	.3	1.0	27	240	.3	1.1	19	272	.2	1.0	2	104	.3	
4-Book	43	840	.5	2.6	55	384	.6	2.1	64	389	.7	2.8	59	486	.6	2.9	25	219	.3	3.9
FA '98	15	426	.2	.9	21	182	.2	.8	16	131	.2	.6	22	270	.2	1.1	7	148	.1	1.0
+WEMG-AM																				
FA '99	4	47	.1	.2	5	38	.1	.2					9	38	.1	.4	5	30	.1	.8
SU '99	5	62	.1	.3	5	29	.1	.2	8	11	.1	.3	5	11	.1	.2	1	11	.2	
SP '99	13	88	.1	.8	19	65	.2	.7	13	38	.1	.5	15	63	.2	.7	6	31	.1	.9
WI '99	1	24	.1	.1					1	4			1	14	.1	.1				
4-Book	6	55	.1	.4	7	33	.1	.3	6	13	.1	.2	8	32	.1	.4	3	18	.1	.5
FA '98	9	75	.1	.5	8	57	.1	.3	12	21	.1	.5	9	39	.1	.4	4	8	.6	
+WEMG-FM																				
FA '99	1	59	.1	.1	9				1	23			2	35	.1	.1	1	19	.2	
SU '99	3	93	.2	.2	9	56	.1	.3	3	27		.1	5	33	.1	.2	1	19	.2	
SP '99	**	**	**	**	**	**	**	**	**	**	**	**	**	**	**	**	**	**	**	
WI '99	6	211	.1	.4	5	44	.1	.2	9	113	.1	.4	9	91	.1	.5	1	17	.2	
4-Book	**	**	**	**	**	**	**	**	**	**	**	**	**	**	**	**	**	**	**	
FA '98	7	121	.1	.4	6	48	.1	.2	4	33		.2	13	66	.1	.6	1	48	.1	
WHAT-AM																				
FA '99	13	181	.1	.8	16	58	.2	.6	22	86	.2	1.0	11	59	.1	.5	7	30	.1	1.1
SU '99	21	243	.2	1.3	27	115	.3	1.0	31	128	.3	1.3	26	97	.3	1.3	12	54	.1	1.9
SP '99	15	119	.2	.9	15	50	.2	.6	18	76	.2	.7	25	76	.3	1.2	7	31	.1	1.0
WI '99	22	197	.2	1.3	25	104	.3	.9	32	126	.4	1.3	30	129	.3	1.5	10	41	.1	1.6
4-Book	18	185	.2	1.1	21	82	.3	.8	26	104	.3	1.1	23	90	.3	1.1	9	39	.1	1.4
FA '98	12	163	.1	.7	14	71	.2	.5	19	64	.2	.8	14	62	.2	.7	1	23	.1	

** Station(s) not reported this survey.

* Listener estimates adjusted for reported broadcast schedule.

+ Station(s) changed call letters - see Page 13.

4-Book: Avg. of current and previous 3 surveys.
2-Book: Avg. of most recent 2 surveys.

Target Listener Trends

Target Listener Trends - Men 35-64

	Men 35-64																			
	Monday-Sunday 6AM-MID				Monday-Friday 6AM-10AM				Monday-Friday 10AM-3PM				Monday-Friday 3PM-7PM				Monday-Friday 7PM-MID			
	AQH (00)	Cume (00)	AQH Rtg	AQH Shr	AQH (00)	Cume (00)	AQH Rtg	AQH Shr	AQH (00)	Cume (00)	AQH Rtg	AQH Shr	AQH (00)	Cume (00)	AQH Rtg	AQH Shr	AQH (00)	Cume (00)	AQH Rtg	AQH Shr
WIOD-FM																				
FA '99	24	738	.3	1.5	33	304	.4	1.2	31	247	.3	1.4	26	286	.3	1.3	12	274	.1	1.8
SU '99	24	635	.3	1.5	23	207	.3	.9	44	237	.5	1.8	27	291	.3	1.3	11	189	.1	1.8
SP '99	28	738	.3	1.7	38	293	.4	1.4	41	272	.5	1.7	36	402	.4	1.8	12	178	.1	1.7
WI '99	28	687	.3	1.7	35	248	.4	1.3	52	295	.6	2.2	36	254	.4	1.8	4	144	.7	
4-Book	26	700	.3	1.6	32	263	.4	1.2	42	263	.5	1.8	31	308	.4	1.6	10	196	.1	1.5
FA '98	44	682	.5	2.6	64	298	.7	2.4	88	299	1.0	3.6	60	360	.7	2.9	11	136	.1	1.6
WIP -AM																				
FA '99	96	1645	1.0	5.8	189	1010	2.1	7.0	125	778	1.4	5.5	145	1002	1.6	7.2	26	453	.3	3.9
SU '99	86	1626	.9	5.2	185	1046	2.0	7.0	120	773	1.3	5.0	121	986	1.3	5.9	21	353	.2	3.3
SP '99	111	1839	1.2	6.5	215	1121	2.4	8.0	148	903	1.6	6.1	151	1223	1.7	7.4	56	529	.6	8.0
WI '99	132	2060	1.4	7.9	243	1157	2.7	8.9	177	1062	1.9	7.4	181	1265	2.0	9.1	51	678	.6	8.3
4-Book	106	1793	1.1	6.4	208	1084	2.3	7.7	143	879	1.6	6.0	150	1119	1.7	7.4	39	503	.4	5.9
FA '98	103	1735	1.1	6.0	209	1093	2.3	7.7	143	771	1.6	5.8	141	1075	1.5	6.9	37	585	.4	5.5
WJZZ-FM																				
FA '99	91	1260	1.0	5.5	94	526	1.0	3.5	124	666	1.3	5.5	114	697	1.2	5.6	64	556	.7	9.7
SU '99	99	1259	1.1	6.0	110	552	1.2	4.2	172	644	1.9	7.2	124	781	1.4	6.1	47	515	.5	7.5
SP '99	133	1535	1.5	7.8	148	727	1.6	5.5	196	781	2.2	8.1	168	926	1.8	8.2	76	573	.8	10.8
WI '99	102	1278	1.1	6.1	107	611	1.2	3.9	148	685	1.6	6.2	147	817	1.6	7.4	48	434	.5	7.8
4-Book	106	1333	1.2	6.4	115	604	1.3	4.3	160	694	1.8	6.8	138	805	1.5	6.8	59	520	.6	9.0
FA '98	105	1339	1.2	6.1	103	625	1.1	3.8	165	681	1.8	6.7	150	835	1.6	7.3	47	469	.5	7.0
+WLCE-FM																				
WYXR-FM																				
FA '99	26	771	.3	1.6	44	355	.5	1.6	30	307	.3	1.3	35	379	.4	1.7	10	189	.1	1.5
SU '99	25	702	.3	1.5	38	379	.4	1.4	33	328	.4	1.4	35	316	.4	1.7	8	179	.1	1.3
SP '99	25	457	.3	1.5	42	236	.5	1.6	53	178	.6	2.2	25	198	.3	1.2	2	52	.3	
WI '99	24	656	.3	1.4	48	315	.5	1.8	31	262	.3	1.3	27	308	.3	1.4	7	111	.1	1.1
4-Book	25	647	.3	1.5	43	321	.5	1.6	37	269	.4	1.6	31	300	.4	1.6	7	133	.1	1.1
FA '98	30	754	.3	1.7	40	381	.4	1.5	32	280	.4	1.3	36	358	.4	1.8	14	225	.2	2.1
WMGK-FM																				
FA '99	89	1383	1.0	5.4	117	713	1.3	4.3	163	708	1.8	7.2	116	839	1.3	5.7	20	314	.2	3.0
SU '99	68	1313	.7	4.1	82	612	.9	3.1	106	595	1.2	4.4	83	697	.9	4.1	34	354	.4	5.4
SP '99	98	1338	1.1	5.8	122	656	1.3	4.5	183	716	2.0	7.6	115	706	1.3	5.6	25	422	.3	3.6
WI '99	92	1294	1.0	5.5	106	652	1.2	3.9	174	735	1.9	7.2	115	848	1.3	5.8	24	392	.3	3.9
4-Book	87	1332	1.0	5.2	107	658	1.2	4.0	157	689	1.7	6.6	107	773	1.2	5.3	26	371	.3	4.0
FA '98	95	1501	1.0	5.5	123	674	1.4	4.5	161	760	1.8	6.5	126	931	1.4	6.2	38	421	.4	5.6
WMMR-FM																				
FA '99	72	1125	.8	4.4	111	606	1.2	4.1	124	582	1.3	5.5	107	676	1.2	5.3	20	301	.2	3.0
SU '99	95	1364	1.0	5.8	139	739	1.5	5.3	182	707	2.0	7.6	120	822	1.3	5.9	20	421	.2	3.2
SP '99	88	1208	1.0	5.2	129	649	1.4	4.8	174	621	1.9	7.2	97	721	1.1	4.8	27	255	.3	3.8
WI '99	79	1074	.9	4.8	119	545	1.3	4.4	137	564	1.5	5.7	95	641	1.0	4.8	24	248	.3	3.9
4-Book	84	1193	.9	5.1	125	635	1.4	4.7	154	619	1.7	6.5	105	715	1.2	5.2	23	306	.3	3.5
FA '98	72	1343	.8	4.2	111	702	1.2	4.1	130	629	1.4	5.3	78	756	.9	3.8	26	326	.3	3.9
WNAP-AM																				
FA '99	* 6	8	.1	.4	* 8	8	.1	.3	6	8	.1	.3	* 7	8	.1	.3				
SU '99	4	21	.2	.4	1	14	.2	.4	4	21	.2	.4	4	21	.2	.4	**	**	**	**
SP '99	6	68	.1	.4	7	49	.1	.3	4	29	.2	.7	7	41	.1	.3	**	**	**	**
WI '99	4	26	.2	.3	3	22	.2	.3	5	15	.1	.2	4	15	.2	.3	**	**	**	**
4-Book	5	31	.1	.3	5	23	.1	.2	5	18	.1	.2	6	21	.1	.3	**	**	**	**
FA '98	**	**	**	**	**	**	**	**	**	**	**	**	**	**	**	**	**	**	**	**
WOGL-FM																				
FA '99	111	1699	1.2	6.7	140	823	1.5	5.2	156	784	1.7	6.9	139	989	1.5	6.9	50	443	.5	7.5
SU '99	105	1876	1.2	6.4	138	842	1.5	5.3	142	833	1.6	5.9	132	967	1.4	6.5	40	572	.4	6.4
SP '99	100	1899	1.1	5.9	118	787	1.3	4.4	154	885	1.7	6.4	129	981	1.4	6.3	33	580	.4	4.7
WI '99	125	1815	1.4	7.5	164	863	1.8	6.0	181	783	2.0	7.5	144	1001	1.6	7.2	49	484	.5	8.0
4-Book	110	1822	1.2	6.6	140	829	1.5	5.2	158	821	1.8	6.7	136	985	1.5	6.7	43	520	.5	6.7
FA '98	140	1853	1.5	8.1	164	873	1.8	6.0	233	915	2.6	9.4	147	1051	1.6	7.2	55	581	.6	8.2

** Station(s) not reported this survey.

* Listener estimates adjusted for reported broadcast schedule.

+ Station(s) changed call letters - see Page 13.

4-Book: Avg. of current and previous 3 surveys.
2-Book: Avg. of most recent 2 surveys.

Target Listener Trends

Men 35-64

	Monday-Sunday 6AM-MID				Monday-Friday 6AM-10AM				Monday-Friday 10AM-3PM				Monday-Friday 3PM-7PM				Monday-Friday 7PM-MID			
	AQH (00)	Cume (00)	AQH Rtg	AQH Shr	AQH (00)	Cume (00)	AQH Rtg	AQH Shr	AQH (00)	Cume (00)	AQH Rtg	AQH Shr	AQH (00)	Cume (00)	AQH Rtg	AQH Shr	AQH (00)	Cume (00)	AQH Rtg	AQH Shr
WPEN-AM																				
FA '99	34	461	.4	2.1	46	193	.5	1.7	56	253	.6	2.5	40	209	.4	2.0	16	154	.2	2.4
SU '99	32	382	.4	1.9	60	157	.7	2.3	42	139	.5	1.8	42	208	.5	2.1	8	94	.1	1.3
SP '99	17	387	.2	1.0	22	145	.2	.8	25	169	.3	1.0	16	135	.2	.8	10	70	.1	1.4
WI '99	25	369	.3	1.5	34	190	.4	1.3	43	171	.5	1.8	35	209	.4	1.8	8	76	.1	1.3
4-Book	27	400	.3	1.6	41	171	.5	1.5	42	183	.5	1.8	33	190	.4	1.7	11	99	.1	1.6
FA '98	37	374	.4	2.1	57	203	.6	2.1	66	204	.7	2.7	33	142	.4	1.6	12	81	.1	1.8
WPHI-FM																				
FA '99	12	275	.1	.7	13	153	.1	.5	14	91	.2	.6	12	107	.1	.6	5	76	.1	.8
SU '99	11	299	.1	.7	7	66	.1	.3	14	97	.2	.6	13	146	.1	.6	5	65	.1	.8
SP '99	9	282	.1	.5	7	81	.1	.3	11	104	.1	.5	15	146	.2	.7	3	50	.4	.4
WI '99	13	223	.1	.8	13	70	.1	.5	15	112	.2	.6	19	112	.2	1.0	15	90	.2	2.4
4-Book	11	270	.1	.7	10	93	.1	.4	14	101	.2	.6	15	128	.2	.7	7	70	.1	1.1
FA '98	13	320	.1	.8	14	140	.2	.5	12	97	.1	.5	18	203	.2	.9	12	104	.1	1.8
WPHT-AM																				
FA '99	23	570	.2	1.4	45	251	.5	1.7	25	123	.3	1.1	35	201	.4	1.7	11	137	.1	1.7
SU '99	48	961	.5	2.9	99	380	1.1	3.8	40	201	.4	1.7	43	276	.5	2.1	36	452	.4	5.7
SP '99	35	781	.4	2.1	58	285	.6	2.2	29	178	.3	1.2	50	341	.5	2.5	35	302	.4	5.0
WI '99	34	737	.4	2.0	63	349	.7	2.3	41	298	.5	1.7	50	309	.5	2.5	15	84	.2	2.4
4-Book	35	762	.4	2.1	66	316	.7	2.5	34	200	.4	1.4	45	282	.5	2.2	24	244	.3	3.7
FA '98	28	580	.3	1.6	57	243	.6	2.1	37	186	.4	1.5	28	213	.3	1.4	4	77		.6
WPLY-FM																				
FA '99	21	627	.2	1.3	34	304	.4	1.3	34	250	.4	1.5	28	357	.3	1.4	8	199	.1	1.2
SU '99	18	560	.2	1.1	26	219	.3	1.0	20	231	.2	.8	27	298	.3	1.3	11	183	.1	1.8
SP '99	19	501	.2	1.1	18	162	.2	.7	25	183	.3	1.0	33	333	.4	1.6	9	107	.1	1.3
WI '99	19	339	.2	1.1	28	151	.3	1.0	31	108	.3	1.3	27	216	.3	1.4	2	68		.3
4-Book	19	507	.2	1.2	27	209	.3	1.0	28	193	.3	1.2	29	301	.3	1.4	8	139	.1	1.2
FA '98	13	490	.1	.8	17	223	.2	.6	14	136	.2	.6	19	187	.2	.9	8	115	.1	1.2
WSSJ-AM																				
FA '99	15	39	.2	.9	19	30	.2	.7	22	30	.2	1.0	21	30	.2	1.0	4	30		.6
SU '99	3	45		.2	8	35	.1	.3	1	7			3	15		.1	2	15		.3
SP '99	14	62	.2	.8	12	30	.1	.4	15	54	.2	.6	18	50	.2	.9	10	24	.1	1.4
WI '99	2	34		.1	2	10		.1					2	10		.1	1	10		.2
4-Book	9	45	.1	.5	10	26	.1	.4	10	23	.1	.4	11	26	.1	.5	4	20		.6
FA '98	**	**	**	**	**	**	**	**	**	**	**	**	**	**	**	**	**	**	**	**
WUSL-FM																				
FA '99	20	448	.2	1.2	28	160	.3	1.0	22	171	.2	1.0	21	218	.2	1.0	11	105	.1	1.7
SU '99	25	474	.3	1.5	23	152	.3	.9	32	204	.4	1.3	29	234	.3	1.4	13	96	.1	2.1
SP '99	25	452	.3	1.5	19	165	.2	.7	41	254	.5	1.7	33	242	.4	1.6	17	131	.2	2.4
WI '99	20	437	.2	1.2	14	143	.2	.5	16	176	.2	.7	28	183	.3	1.4	23	118	.3	3.7
4-Book	23	453	.3	1.4	21	155	.3	.8	28	201	.3	1.2	28	219	.3	1.4	16	113	.2	2.5
FA '98	37	620	.4	2.1	33	221	.4	1.2	45	276	.5	1.8	53	298	.6	2.6	30	217	.3	4.5
WVDB-FM																				
FA '99	75	1180	.8	4.5	78	431	.8	2.9	112	506	1.2	5.0	113	611	1.2	5.6	30	340	.3	4.5
SU '99	50	1072	.5	3.0	45	326	.5	1.7	103	504	1.1	4.3	60	404	.7	2.9	15	200	.2	2.4
SP '99	60	1033	.7	3.5	69	389	.8	2.6	111	510	1.2	4.6	48	406	.5	2.4	29	224	.3	4.1
WI '99	73	1162	.8	4.4	87	446	1.0	3.2	139	628	1.5	5.8	69	475	.8	3.5	38	309	.4	6.2
4-Book	65	1112	.7	3.9	70	398	.8	2.6	116	537	1.3	4.9	73	474	.8	3.6	28	268	.3	4.3
FA '98	78	1259	.9	4.5	81	539	.9	3.0	153	656	1.7	6.2	74	547	.8	3.6	45	296	.5	6.7
WXTU-FM																				
FA '99	67	830	.7	4.1	95	509	1.0	3.5	101	413	1.1	4.5	86	500	.9	4.3	23	233	.2	3.5
SU '99	63	946	.7	3.8	89	504	1.0	3.4	99	550	1.1	4.1	77	561	.8	3.8	14	202	.2	2.2
SP '99	63	912	.7	3.7	100	561	1.1	3.7	79	401	.9	3.3	94	659	1.0	4.6	22	320	.2	3.1
WI '99	64	895	.7	3.9	82	520	.9	3.0	85	432	.9	3.5	95	557	1.0	4.8	26	263	.3	4.2
4-Book	64	896	.7	3.9	92	524	1.0	3.4	91	449	1.0	3.9	88	569	.9	4.4	21	255	.2	3.3
FA '98	84	1079	.9	4.9	127	653	1.4	4.7	124	574	1.4	5.0	93	780	1.0	4.5	28	303	.3	4.2

** Station(s) not reported this survey.

* Listener estimates adjusted for reported broadcast schedule.

+ Station(s) changed call letters - see Page 13.

4-Book: Avg. of current and previous 3 surveys.
2-Book: Avg. of most recent 2 surveys.

Target Listener Trends

Target Listener Trends - Men 35-64

	Men 35-64																			
	Monday-Sunday 6AM-MID				Monday-Friday 6AM-10AM				Monday-Friday 10AM-3PM				Monday-Friday 3PM-7PM				Monday-Friday 7PM-MID			
	AQH (00)	Cume (00)	AQH Rtg	AQH Shr	AQH (00)	Cume (00)	AQH Rtg	AQH Shr	AQH (00)	Cume (00)	AQH Rtg	AQH Shr	AQH (00)	Cume (00)	AQH Rtg	AQH Shr	AQH (00)	Cume (00)	AQH Rtg	AQH Shr
WYSP-FM																				
FA '99	138	2254	1.5	8.4	455	1406	4.9	16.8	147	824	1.6	6.5	62	497	.7	3.1	21	271	.2	3.2
SU '99	96	1688	1.1	5.8	327	1178	3.6	12.5	117	680	1.3	4.9	54	588	.6	2.6	13	274	.1	2.1
SP '99	96	1460	1.1	5.7	305	1053	3.3	11.4	125	703	1.4	5.2	78	598	.9	3.8	10	208	.1	1.4
WI '99	99	1465	1.1	6.0	413	1130	4.5	15.2	111	764	1.2	4.6	36	411	.4	1.8	6	130	.1	1.0
4-Book	107	1717	1.2	6.5	375	1192	4.1	14.0	125	743	1.4	5.3	58	524	.7	2.8	13	221	.1	1.9
FA '98	103	1952	1.1	6.0	327	1180	3.6	12.0	108	735	1.2	4.4	48	438	.5	2.3	20	216	.2	3.0
WJBR-FM																				
FA '99	9	148	.1	.5	7	59	.1	.3	9	41	.1	.4	17	66	.2	.8	11	61	.1	1.7
SU '99	10	214	.1	.6	5	45	.1	.2	14	75	.2	.6	12	88	.1	.6	7	95	.1	1.1
SP '99	4	131	.2	.2	3	41	.1	.1	8	64	.1	.3	4	55	.2	.2		10		
WI '99	10	195	.1	.6	13	70	.1	.5	19	66	.2	.8	12	104	.1	.6	4	62		.7
4-Book	8	172	.1	.5	7	54	.1	.3	13	62	.2	.5	11	78	.1	.6	6	57	.1	.9
FA '98	16	209	.2	.9	23	100	.3	.8	30	92	.3	1.2	19	125	.2	.9	4	91		.6
WKXV-FM																				
FA '99	22	449	.2	1.3	35	235	.4	1.3	43	197	.5	1.9	27	206	.3	1.3	5	88	.1	.8
SU '99	27	523	.3	1.6	36	244	.4	1.4	46	269	.5	1.9	36	293	.4	1.8	18	163	.2	2.9
SP '99	25	404	.3	1.5	29	219	.3	1.1	33	160	.4	1.4	35	197	.4	1.7	12	114	.1	1.7
WI '99	23	345	.3	1.4	45	206	.5	1.7	41	132	.5	1.7	34	209	.4	1.7	5	62	.1	.8
4-Book	24	430	.3	1.5	36	226	.4	1.4	41	190	.5	1.7	33	226	.4	1.6	10	107	.1	1.6
FA '98	19	414	.2	1.1	33	199	.4	1.2	33	158	.4	1.3	24	244	.3	1.2	7	110	.1	1.0
WLEV-FM																				
FA '99	7	107	.1	.4	17	71	.2	.6	16	53	.2	.7	2	27	.1		2	36		.3
SU '99	**	**	**	**	**	**	**	**	**	**	**	**	**	**	**	**	**	**	**	**
SP '99	11	137	.1	.6	15	61	.2	.6	16	61	.2	.7	15	85	.2	.7	3	58		.4
WI '99	**	**	**	**	**	**	**	**	**	**	**	**	**	**	**	**	**	**	**	**
4-Book	**	**	**	**	**	**	**	**	**	**	**	**	**	**	**	**	**	**	**	**
FA '98	**	**	**	**	**	**	**	**	**	**	**	**	**	**	**	**	**	**	**	**
WNJO-FM																				
FA '99	13	384	.1	.8	11	146	.1	.4	18	146	.2	.8	13	156	.1	.6	9	140	.1	1.4
SU '99	30	567	.3	1.8	39	311	.4	1.5	66	290	.7	2.8	33	264	.4	1.6	5	89	.1	.8
SP '99	22	326	.2	1.3	23	162	.3	.9	48	154	.5	2.0	36	220	.4	1.8	4	78		.6
WI '99	22	347	.2	1.3	22	164	.2	.8	39	169	.4	1.6	27	220	.3	1.4	10	113	.1	1.6
4-Book	22	406	.2	1.3	24	196	.3	.9	43	190	.5	1.8	27	215	.3	1.4	7	105	.1	1.1
FA '98	16	390	.2	.9	17	197	.2	.6	38	191	.4	1.5	17	192	.2	.8	2	60		.3
WPST-FM																				
FA '99	9	388	.1	.5	10	146	.1	.4	9	167	.1	.4	17	222	.2	.8	5	134	.1	.8
SU '99	12	358	.1	.7	9	174	.1	.3	24	131	.3	1.0	15	164	.2	.7	2	47		.3
SP '99	5	297	.1	.3	6	101	.1	.2	3	62		.1	10	140	.1	.5	3	71		.4
WI '99	6	261	.1	.4	8	104	.1	.3	12	115	.1	.5	8	168	.1	.4	1	17		.2
4-Book	8	326	.1	.5	8	131	.1	.3	12	119	.1	.5	13	174	.2	.6	3	67		.4
FA '98	8	357	.1	.5	12	164	.1	.4	6	105	.1	.2	14	186	.2	.7	1	48		.1
WSTW-FM																				
FA '99	6	144	.1	.4	12	84	.1	.4	10	50	.1	.4	10	93	.1	.5	1	27		.2
SU '99	9	199	.1	.5	12	63	.1	.5	16	57	.2	.7	6	90	.1	.3	6	36	.1	1.0
SP '99	**	**	**	**	**	**	**	**	**	**	**	**	**	**	**	**	**	**	**	**
WI '99	**	**	**	**	**	**	**	**	**	**	**	**	**	**	**	**	**	**	**	**
4-Book	**	**	**	**	**	**	**	**	**	**	**	**	**	**	**	**	**	**	**	**
FA '98	**	**	**	**	**	**	**	**	**	**	**	**	**	**	**	**	**	**	**	**
TOTALS																				
FA '99	1649	8903	17.9		2711	8120	29.4		2256	6366	24.5		2020	7379	21.9		663	4759	7.2	
SU '99	1649	8816	18.1		2625	7879	28.8		2388	6507	26.2		2044	7493	22.4		627	4776	6.9	
SP '99	1695	8840	18.6		2686	7995	29.5		2408	6712	26.4		2037	7667	22.4		702	4705	7.7	
WI '99	1661	8803	18.2		2720	7934	29.9		2405	6590	26.4		1996	7501	21.9		615	4477	6.8	
4-Book	1664	8841	18.2		2686	7982	29.4		2364	6544	25.9		2024	7510	22.2		652	4679	7.2	
FA '98	1722	8870	18.9		2721	8064	29.9		2474	6629	27.2		2048	7731	22.5		673	4815	7.4	

** Station(s) not reported this survey.

* Listener estimates adjusted for reported broadcast schedule.

+ Station(s) changed call letters - see Page 13.

4-Book: Avg. of current and previous 3 surveys.
2-Book: Avg. of most recent 2 surveys.

Target Listener Estimates

Men 35-64

	Monday-Friday 6AM-7PM				Weekend 6AM-MID				Saturday 6AM-10AM				Saturday 10AM-3PM				Saturday 3PM-7PM			
	AQH (00)	Cume (00)	AQH Rtg	AQH Shr	AQH (00)	Cume (00)	AQH Rtg	AQH Shr	AQH (00)	Cume (00)	AQH Rtg	AQH Shr	AQH (00)	Cume (00)	AQH Rtg	AQH Shr	AQH (00)	Cume (00)	AQH Rtg	AQH Shr
KYW -AM																				
FA '99	176	2895	1.9	7.6	60	1465	.7	5.4	131	645	1.4	11.0	64	331	.7	3.8	41	229	.4	3.6
4-Book	206	3188	2.3	8.7	75	1698	.8	6.8	178	826	2.0	13.3	85	456	1.0	4.7	53	284	.6	4.3
WBEB-FM																				
FA '99	130	1034	1.4	5.6	51	646	.6	4.6	56	192	.6	4.7	79	253	.9	4.6	60	244	.7	5.2
4-Book	128	1054	1.4	5.4	53	672	.6	4.8	63	195	.7	4.7	87	265	1.0	4.8	60	225	.7	4.8
WDAS-AM																				
FA '99	8	138	.1	.3	15	181	.2	1.4					1	6	.1	.1				
4-Book	10	116	.1	.4	13	142	.2	1.2	6	14	.1	.4	3	10	.1	.2	4	9		.3
WDAS-FM																				
FA '99	115	776	1.2	5.0	78	596	.8	7.0	64	164	.7	5.4	88	230	1.0	5.2	85	199	.9	7.4
4-Book	125	796	1.4	5.3	79	608	.9	7.2	95	229	1.0	7.1	107	275	1.2	5.9	85	200	1.0	6.9
+WEJM-FM																				
FA '99	98	923	1.1	4.2	36	546	.4	3.2	67	226	.7	5.6	79	236	.9	4.6	60	252	.7	5.2
4-Book	60	705	.7	2.5	24	411	.3	2.2	28	116	.3	2.2	49	174	.5	2.7	35	146	.4	2.9
+WEMG-AM																				
FA '99	4	38	.2	.2	4	39	.4	.4	4	17	.3	.3	3	13	.2	.2	11	39	.1	1.0
4-Book	7	45	.1	.3	6	45	.6	.6	9	16	.1	.6	7	22	.1	.4	11	23	.1	.9
+WEMG-FM																				
FA '99	1	59			1	18		.1					3	7		.2	2	18		.2
4-Book	**	**	**	**	**	**	**	**	**	**	**	**	**	**	**	**	**	**	**	**
WHAT-AM																				
FA '99	17	119	.2	.7	11	122	.1	1.0	10	16	.1	.8	11	28	.1	.6	3	18		.3
4-Book	23	149	.3	1.0	14	120	.1	1.3	11	27	.1	.8	26	43	.3	1.4	16	29	.2	1.3
W100-FM																				
FA '99	30	502	.3	1.3	23	402	.2	2.1	11	44	.1	.9	39	127	.4	2.3	45	152	.5	3.9
4-Book	36	513	.4	1.5	20	358	.2	1.9	12	65	.1	.9	37	138	.4	2.1	28	105	.3	2.3
WIP -AM																				
FA '99	151	1489	1.6	6.5	45	714	.5	4.1	62	208	.7	5.2	61	259	.7	3.6	10	69	.1	.9
4-Book	165	1624	1.8	7.0	47	772	.6	4.3	77	275	.9	5.8	84	309	.9	4.7	44	177	.5	3.5
WJJZ-FM																				
FA '99	111	994	1.2	4.8	73	788	.8	6.6	58	171	.6	4.9	127	347	1.4	7.5	85	221	.9	7.4
4-Book	139	1078	1.5	5.9	80	822	.9	7.3	76	217	.9	5.7	131	350	1.5	7.3	117	296	1.3	9.4
+WLCE-FM																				
WYXR-FM																				
FA '99	36	630	.4	1.6	18	376	.2	1.6	34	127	.4	2.9	23	89	.2	1.4	17	95	.2	1.5
4-Book	37	522	.4	1.6	16	314	.2	1.5	21	78	.3	1.6	27	100	.3	1.5	17	87	.2	1.4
WMGK-FM																				
FA '99	135	1235	1.5	5.8	54	691	.6	4.9	68	194	.7	5.7	108	327	1.2	6.4	68	260	.7	5.9
4-Book	126	1130	1.4	5.4	59	748	.7	5.3	64	211	.7	4.9	124	351	1.4	6.9	87	303	1.0	7.0
WMMR-FM																				
FA '99	115	998	1.2	5.0	31	469	.3	2.8	52	170	.6	4.4	68	224	.7	4.0	38	139	.4	3.3
4-Book	130	1026	1.4	5.5	42	564	.5	3.8	62	205	.7	4.7	93	285	1.0	5.1	56	212	.6	4.5
WNAP-AM																				
FA '99	* 7	8	.1	.3	* 3	8		.3	* 5	8	.1	.4					* 3	5		.2
4-Book	5	25	.1	.3	4	24		.4	7	13	.1	.5	4	6		.2	3	5		.2
WUGL-FM																				
FA '99	146	1421	1.6	6.3	90	989	1.0	8.1	68	264	.7	5.7	115	341	1.2	6.8	101	356	1.1	8.8
4-Book	146	1438	1.6	6.2	94	1146	1.0	8.6	81	301	.9	6.1	163	489	1.8	9.0	116	352	1.3	9.4
WPEN-AM																				
FA '99	48	331	.5	2.1	21	233	.2	1.9	31	81	.3	2.6	36	67	.4	2.1	10	37	.1	.9
4-Book	39	301	.4	1.7	18	201	.2	1.6	25	67	.3	1.9	36	74	.4	2.0	18	53	.2	1.5

** Station(s) not reported this survey.

* Listener estimates adjusted for reported broadcast schedule.

+ Station(s) changed call letters - see Page 13.

4-Book: Avg. of current and previous 3 surveys.
2-Book: Avg. of most recent 2 surveys.

Target Listener Estimates

Men 35-64

Target Listener Estimates - Men 35-64

	Monday-Friday 6AM-7PM				Weekend 6AM-MID				Saturday 6AM-10AM				Saturday 10AM-3PM				Saturday 3PM-7PM			
	AQH (00)	Cume (00)	AQH Rtg	AQH Shr	AQH (00)	Cume (00)	AQH Rtg	AQH Shr	AQH (00)	Cume (00)	AQH Rtg	AQH Shr	AQH (00)	Cume (00)	AQH Rtg	AQH Shr	AQH (00)	Cume (00)	AQH Rtg	AQH Shr
WPHI-FM																				
FA '99	13	189	.1	.6	13	163	.1	1.2	16	46	.2	1.3	21	72	.2	1.2	11	69	.1	1.0
4-Book	13	203	.1	.6	10	136	.1	.9	10	39	.1	.8	20	63	.2	1.1	14	53	.2	1.1
WPHT-AM																				
FA '99	34	401	.4	1.5	10	217	.1	.9	4	15	.3	.3	2	18	.1	.1	6	24	.1	.5
4-Book	47	528	.5	2.0	20	297	.2	1.9	17	47	.2	1.3	23	67	.3	1.3	12	42	.1	.9
WPLY-FM																				
FA '99	32	537	.3	1.4	11	265	.1	1.0	12	70	.1	1.0	19	116	.2	1.1	14	70	.2	1.2
4-Book	28	415	.3	1.2	13	245	.1	1.2	10	53	.1	.8	23	107	.3	1.3	20	81	.3	1.6
WSSJ-AM																				
FA '99	21	30	.2	.9	13	39	.1	1.2	3	13	.3	.3	22	39	.2	1.3	31	39	.3	2.7
4-Book	10	34	.1	.4	9	37	.1	.9	8	16	.1	.6	20	32	.2	1.1	15	23	.2	1.3
WUSL-FM																				
FA '99	24	339	.3	1.0	18	270	.2	1.6	9	45	.1	.8	20	84	.2	1.2	38	94	.4	3.3
4-Book	26	342	.3	1.1	22	253	.2	2.0	14	49	.2	1.0	36	87	.4	2.0	42	96	.4	3.4
WVDB-FM																				
FA '99	102	942	1.1	4.4	59	670	.6	5.3	70	193	.8	5.9	93	259	1.0	5.5	34	98	.4	3.0
4-Book	89	866	1.0	3.8	47	560	.5	4.2	58	168	.7	4.4	52	176	.6	2.9	23	71	.3	1.9
WXTU-FM																				
FA '99	95	691	1.0	4.1	49	550	.5	4.4	50	184	.5	4.2	115	328	1.2	6.8	52	167	.6	4.5
4-Book	90	767	1.0	3.9	48	523	.5	4.3	66	199	.7	5.0	95	266	1.0	5.3	48	159	.5	3.9
WYSP-FM																				
FA '99	216	1637	2.3	9.3	80	1108	.9	7.2	52	121	.6	4.4	67	205	.7	3.9	42	125	.5	3.7
4-Book	181	1461	2.0	7.7	40	621	.5	3.6	38	102	.5	3.0	50	193	.5	2.8	26	109	.3	2.1
WJBR-FM																				
FA '99	11	101	.1	.5	3	59	.3	.3					2	16	.1	.1	2	8	.2	.2
4-Book	11	123	.1	.5	5	87	.5	.5	2	15	.2	.2	9	32	.1	.5	10	28	.1	.8
WKXW-FM																				
FA '99	36	369	.4	1.6	8	154	.1	.7	4	37	.3	.3	17	45	.2	1.0	12	38	.1	1.0
4-Book	37	358	.4	1.6	11	163	.1	1.0	14	62	.1	1.0	23	69	.3	1.3	14	42	.2	1.1
WLEV-FM																				
FA '99	12	79	.1	.5	2	37	.2	.2					4	9	.2	.2	2	9	.2	.2
4-Book	**	**	**	**	**	**	**	**	**	**	**	**	**	**	**	**	**	**	**	**
WNJO-FM																				
FA '99	14	287	.2	.6	15	204	.2	1.4	9	41	.1	.8	20	94	.2	1.2	32	120	.3	2.8
4-Book	32	329	.4	1.4	13	195	.2	1.2	13	45	.2	1.0	28	91	.3	1.6	20	80	.2	1.6
WPST-FM																				
FA '99	12	326	.1	.5	8	159	.1	.7	5	27	.1	.4	14	61	.2	.8	8	45	.1	.7
4-Book	11	259	.1	.5	7	139	.1	.6	4	18	.1	.3	16	64	.2	.9	7	42	.1	.6
WSTW-FM																				
FA '99	11	135	.1	.5	3	62	.3	.3	6	17	.1	.5					7	18	.1	.6
4-Book	**	**	**	**	**	**	**	**	**	**	**	**	**	**	**	**	**	**	**	**
TOTALS																				
FA '99	2322	8794	25.2		1111	7278	12.1		1192	3392	12.9		1700	4293	18.5		1146	3114	12.4	
4-Book	2359	8705	25.8		1101	7264	12.1		1329	3671	14.6		1808	4571	19.8		1233	3319	13.5	

** Station(s) not reported this survey.

* Listener estimates adjusted for reported broadcast schedule.

+ Station(s) changed call letters - see Page 13.

4-Book: Avg. of current and previous 3 surveys.
2-Book: Avg. of most recent 2 surveys.

Target Listener Estimates

Men 35-64

	Saturday 7PM-MID				Sunday 6AM-10AM				Sunday 10AM-3PM				Sunday 3PM-7PM				Sunday 7PM-MID			
	AQH (00)	Cume (00)	AQH Rtg	AQH Shr	AQH (00)	Cume (00)	AQH Rtg	AQH Shr	AQH (00)	Cume (00)	AQH Rtg	AQH Shr	AQH (00)	Cume (00)	AQH Rtg	AQH Shr	AQH (00)	Cume (00)	AQH Rtg	AQH Shr
KYW -AM																				
FA '99	29	172	.3	4.0	101	523	1.1	10.5	42	304	.5	2.9	42	227	.5	4.0	45	256	.5	7.0
4-Book	28	188	.3	4.4	136	670	1.5	14.1	65	377	.7	5.0	43	219	.5	4.7	34	229	.4	6.1
WBEB-FM																				
FA '99	22	134	.2	3.0	52	145	.6	5.4	83	255	.9	5.8	50	151	.5	4.8	11	55	.1	1.7
4-Book	24	118	.3	3.6	45	140	.5	4.6	78	248	.9	5.8	44	157	.5	4.7	25	98	.3	4.6
WDAS-AM																				
FA '99					57	92	.6	5.9	33	85	.4	2.3	15	41	.2	1.4	15	29	.2	2.3
4-Book	4	8	.1	.7	42	86	.5	4.2	26	76	.3	1.9	9	21	.1	1.0	9	15	.1	1.7
WDAS-FM																				
FA '99	115	222	1.2	15.8	45	163	.5	4.7	57	179	.6	4.0	33	82	.4	3.1	117	201	1.3	18.3
4-Book	70	173	.7	10.4	51	150	.6	5.3	71	188	.8	5.4	51	121	.6	5.6	94	170	1.1	17.0
+WEJM-FM																				
FA '99	17	68	.2	2.3	12	57	.1	1.2	26	127	.3	1.8	19	65	.2	1.8	8	31	.1	1.3
4-Book	15	84	.2	2.4	6	31	.1	.7	22	109	.3	1.7	24	95	.3	2.7	11	40	.1	2.0
+WEMG-AM																				
FA '99	3	17	.4	.4	4	17	.4	.4					6	17	.1	.6	3	17	.5	.5
4-Book	5	10	.1	.8	4	10	.4	.4	5	16	.1	.4	7	11	.1	.7	2	11	.3	.3
+WEMG-FM																				
FA '99					1	7	.1	.1	1	18	.1	.1	1	18	.1	.1				
4-Book	**	**	**	**	**	**	**	**	**	**	**	**	**	**	**	**	**	**	**	**
WHAT-AM																				
FA '99	16	32	.2	2.2	33	52	.4	3.4	12	25	.1	.8	5	18	.1	.5	2	20	.3	.3
4-Book	13	26	.2	2.0	23	47	.3	2.4	13	28	.1	1.0	9	19	.1	.9	3	18	.6	.6
W100-FM																				
FA '99	22	104	.2	3.0	10	66	.1	1.0	21	173	.2	1.5	28	111	.3	2.7	5	28	.1	.8
4-Book	11	71	.1	1.7	9	47	.1	.9	27	129	.3	2.1	25	108	.3	2.7	11	41	.1	2.0
WIP -AM																				
FA '99	20	119	.2	2.8	43	151	.5	4.5	70	241	.8	4.9	47	166	.5	4.5	46	105	.5	7.2
4-Book	21	98	.2	3.1	38	148	.4	3.9	48	213	.5	3.6	44	136	.5	4.8	28	112	.3	5.0
WJJZ-FM																				
FA '99	73	227	.8	10.0	55	162	.6	5.7	79	246	.9	5.5	45	162	.5	4.3	50	114	.5	7.8
4-Book	58	216	.7	8.8	58	180	.6	5.8	90	263	1.0	6.8	68	181	.8	7.4	42	127	.5	7.2
+WLCE-FM																				
WYXR-FM																				
FA '99	9	70	.1	1.2	3	26	.3	.3	31	132	.3	2.2	18	37	.2	1.7	12	26	.1	1.9
4-Book	8	50	.1	1.2	11	44	.1	1.2	21	91	.2	1.6	17	60	.2	1.8	8	28	.1	1.4
WMGK-FM																				
FA '99	21	106	.2	2.9	37	139	.4	3.9	59	205	.6	4.1	58	233	.6	5.5	16	59	.2	2.5
4-Book	26	125	.3	4.0	31	143	.4	3.2	71	265	.8	5.4	49	196	.5	5.2	19	77	.2	3.5
WMMR-FM																				
FA '99	7	60	.1	1.0	14	94	.2	1.5	39	208	.4	2.7	22	115	.2	2.1	8	34	.1	1.3
4-Book	18	94	.2	2.8	26	111	.3	2.7	40	161	.4	3.1	27	122	.3	2.9	14	62	.2	2.6
WNAP-AM																				
FA '99					* 5	8	.1	.5	3	8	.2	.2	* 8	8	.1	.8				
4-Book	**	**	**	**	7	13	.1	.7	5	13	.4	.4	3	4	.3	.3	**	**	**	**
WUGL-FM																				
FA '99	72	214	.8	9.9	77	249	.8	8.0	82	268	.9	5.7	105	294	1.1	10.0	97	219	1.1	15.2
4-Book	64	233	.7	9.7	84	261	.9	8.6	90	312	1.0	6.8	83	257	.9	8.9	66	199	.7	11.8
WPEN-AM																				
FA '99	26	71	.3	3.6	8	47	.1	.8	26	81	.3	1.8	6	28	.1	.6	19	47	.2	3.0
4-Book	11	39	.1	1.7	8	42	.1	.8	20	60	.2	1.5	8	29	.1	.9	11	39	.1	1.9

** Station(s) not reported this survey.

* Listener estimates adjusted for reported broadcast schedule.

+ Station(s) changed call letters - see Page 13.

4-Book: Avg. of current and previous 3 surveys.
2-Book: Avg. of most recent 2 surveys.

Target Listener Estimates

Men 35-64

Target Listener Estimates - Men 35-64

	Saturday 7PM-MID				Sunday 6AM-10AM				Sunday 10AM-3PM				Sunday 3PM-7PM				Sunday 7PM-MID			
	AQH (00)	Cume (00)	AQH Rtg	AQH Shr	AQH (00)	Cume (00)	AQH Rtg	AQH Shr	AQH (00)	Cume (00)	AQH Rtg	AQH Shr	AQH (00)	Cume (00)	AQH Rtg	AQH Shr	AQH (00)	Cume (00)	AQH Rtg	AQH Shr
WPHI-FM FA '99 4-Book	31 13	63 40	.3 .1	4.3 2.0	4 5	45 28	.1 .5	.4 .5	5 8	32 27	.1 .1	.3 .6	1 4	8 17	.1 .5	.1 .5	10 6	20 14	.1 .1	1.6 1.1
WPHT-AM FA '99 4-Book	5 11	17 41	.1 .2	.7 1.6	43 37	89 91	.5 .4	4.5 3.9	19 26	51 87	.2 .3	1.3 2.0	2 20	8 71	.2 .2	.2 2.2	3 17	27 47	.2 .2	.5 3.3
WPLY-FM FA '99 4-Book	12 8	34 42	.1 .1	1.7 1.2	3 9	28 45	.1 .9	.3 .9	15 15	73 73	.2 .2	1.0 1.2	10 17	62 67	.1 .2	1.0 1.9	5 3	24 22	.1 .1	.8 .5
WSSJ-AM FA '99 4-Book	17 7	17 12	.2 .1	2.3 1.0	16 7	30 11	.2 .1	1.7 .7	11 8	30 15	.1 .1	.8 .6	6 9	.1 .1	.7 .7	2 3	.3 .3			
WUSL-FM FA '99 4-Book	11 25	35 67	.1 .3	1.5 3.8	16 18	81 55	.2 .2	1.7 2.0	30 28	109 90	.3 .3	2.1 2.1	26 12	54 26	.3 .1	2.5 1.2	10 2	8 8	.3 .3	
WWDB-FM FA '99 4-Book	12 23	65 75	.1 .3	1.7 3.6	59 46	201 173	.6 .5	6.1 4.6	155 131	297 271	1.7 1.5	10.8 9.9	18 17	65 51	.2 .2	1.7 1.9	19 14	77 51	.2 .2	3.0 2.6
WXTU-FM FA '99 4-Book	13 20	90 79	.1 .2	1.8 3.1	27 35	122 124	.3 .4	2.8 3.6	71 65	190 182	.8 .7	4.9 4.9	35 36	117 124	.4 .4	3.3 3.9	22 15	49 45	.2 .2	3.4 2.5
WYSP-FM FA '99 4-Book	9 12	69 67	.1 .1	1.2 1.8	21 17	61 47	.2 .2	2.2 1.8	220 89	707 300	2.4 1.0	15.3 6.5	215 79	680 272	2.3 .9	20.5 7.9	15 7	69 32	.2 .1	2.3 1.2
WJBR-FM FA '99 4-Book	13 6	17 21	.1 .1	1.8 1.0	1 7	.1 .1			4 20	.4 .4			2 4	8 12	.2 .5		2 5	19 18	.1 .1	.3 .9
WKXW-FM FA '99 4-Book	3 3	15 20	.4 .5		16 11	47 41	.2 .2	1.7 1.1	8 14	35 42	.1 .2	.6 1.0	6 8	19 32	.1 .1	.6 .9	1 3	10 3	.2 .1	
WLEV-FM FA '99 4-Book	**	**	**	**	**	**	**	**	3 **	10 **	.2 **	**	1 **	10 **	.1 **	**	2 **	9 **	**	.3 **
WNJO-FM FA '99 4-Book	13 11	54 41	.1 .1	1.8 1.6	9 6	32 32	.1 .1	.9 .6	12 15	74 63	.1 .2	.8 1.1	17 13	47 48	.2 .1	1.6 1.4	6 2	24 15	.1 .1	.9 .4
WPST-FM FA '99 4-Book	12 6	45 24	.1 .1	1.7 .9	11 6	53 24	.1 .1	1.1 .6	8 8	52 39	.1 .1	.6 .6	4 9	26 37	.4 .1	1.0 1.0	4 4	.1 .1		
WSTW-FM FA '99 4-Book	2 **	9 **	.3 **	**	**	**	**	**	2 **	27 **	.1 **	**	2 **	9 **	.2 **	**	4 **	9 **	.6 **	**
TOTALS FA '99 4-Book	727 657	2187 2160	7.9 7.2		961 973	2932 2983	10.4 10.6		1441 1323	3902 3651	15.7 14.5		1048 931	2808 2553	11.4 10.2		640 553	1660 1675	7.0 6.1	

** Station(s) not reported this survey.

* Listener estimates adjusted for reported broadcast schedule.

+ Station(s) changed call letters - see Page 13.

4-Book: Avg. of current and previous 3 surveys.
2-Book: Avg. of most recent 2 surveys.

Target Listener Trends

Women 12-24																				
Monday-Sunday 6AM-MID				Monday-Friday 6AM-10AM				Monday-Friday 10AM-3PM				Monday-Friday 3PM-7PM				Monday-Friday 7PM-MID				
AQH (00)	Cume (00)	AQH Rtg	AQH Shr	AQH (00)	Cume (00)	AQH Rtg	AQH Shr	AQH (00)	Cume (00)	AQH Rtg	AQH Shr	AQH (00)	Cume (00)	AQH Rtg	AQH Shr	AQH (00)	Cume (00)	AQH Rtg	AQH Shr	
KYW -AM																				
FA '99	4	262	.1	.7	14	149	.4	2.1	3	43	.1	.6	2	58	.1	.3	1	39	.2	
SU '99	5	332	.1	.9	14	181	.4	2.5	3	99	.1	.4	5	82	.1	.7	2	19	.1	
SP '99	5	340	.1	.9	18	198	.5	2.8	1	30	.2	.2	4	68	.1	.5	1	34	.2	
WI '99	5	368	.1	.9	14	201	.4	2.0	2	90	.1	.4	4	92	.1	.5	3	81	.1	
4-Book	5	326	.1	.9	15	182	.4	2.4	2	66	.1	.4	4	75	.1	.5	2	43	.1	
FA '98	5	272	.1	.8	22	200	.6	3.0	2	53	.1	.3	2	49	.1	.3		6		
WBEB-FM																				
FA '99	30	645	.8	5.1	31	306	.8	4.6	27	177	.7	5.0	29	265	.7	3.8	41	342	1.0	
SU '99	27	677	.7	4.8	26	271	.7	4.6	47	296	1.2	6.5	32	261	.8	4.6	19	255	.5	
SP '99	44	820	1.1	7.8	46	349	1.2	7.1	93	365	2.3	15.8	69	420	1.7	9.0	15	294	.4	
WI '99	38	729	1.0	6.8	39	296	1.0	5.5	66	270	1.7	12.7	37	288	.9	5.0	27	307	.7	
4-Book	35	718	.9	6.1	36	306	.9	5.5	58	277	1.5	10.0	42	309	1.0	5.6	26	300	.7	
FA '98	34	679	.9	5.5	38	326	1.0	5.2	51	291	1.3	8.4	40	286	1.0	5.1	22	357	.6	
WDAS-AM																				
FA '99	6	107	.2	1.0	6	51	.2	.9	8	34	.2	1.5	7	49	.2	.9	3	15	.1	
SU '99	4	112	.1	.7	5	30	.1	.9	5	48	.1	.7	5	23	.1	.7	1	17	.2	
SP '99		44				6				3							1	5	.2	
WI '99	3	91	.1	.5	4	48	.1	.6		10			1	20		.1	6	42	.2	
4-Book	3	89	.1	.6	4	34	.1	.6	3	24	.1	.6	3	23	.1	.4	3	20	.1	
FA '98	2	60	.1	.3	5	22	.1	.7	4	27	.1	.7	2	21	.1	.3				
WDAS-FM																				
FA '99	24	424	.6	4.1	19	140	.5	2.8	19	100	.5	3.5	32	220	.8	4.2	35	170	.9	
SU '99	18	431	.5	3.2	23	166	.6	4.0	16	177	.4	2.2	13	172	.3	1.9	21	208	.5	
SP '99	26	381	.7	4.6	23	150	.6	3.5	24	141	.6	4.1	31	150	.8	4.1	27	170	.7	
WI '99	20	444	.5	3.6	21	172	.5	3.0	20	181	.5	3.9	24	197	.6	3.3	23	288	.6	
4-Book	22	420	.6	3.9	22	157	.6	3.3	20	150	.5	3.4	25	185	.6	3.4	27	209	.7	
FA '98	36	533	.9	5.8	30	214	.8	4.1	32	174	.8	5.3	35	236	.9	4.4	47	325	1.2	
+WEJM-FM																				
FA '99	17	310	.4	2.9	14	116	.4	2.1	36	192	.9	6.7	22	165	.6	2.9	5	80	.1	
SU '99	11	299	.3	1.9	8	115	.2	1.4	15	108	.4	2.1	10	124	.3	1.4	5	74	.1	
SP '99	16	688	.4	2.8	21	228	.5	3.2	10	193	.3	1.7	30	405	.8	3.9	14	252	.4	
WI '99	28	1045	.7	5.0	43	510	1.1	6.1	15	283	.4	2.9	39	626	1.0	5.3	22	533	.6	
4-Book	18	586	.5	3.2	22	242	.6	3.2	19	194	.5	3.4	25	330	.7	3.4	12	235	.3	
FA '98	43	1107	1.1	6.9	54	565	1.4	7.4	52	409	1.3	8.6	58	676	1.5	7.3	32	514	.8	
+WEMG-AM																				
FA '99	2	56	.1	.3	2	36	.1	.3	4	19	.1	.7	1	9		.1				
SU '99	1	17		.2					1	9		.1	1	17		.1	1	7	.2	
SP '99	3	63	.1	.5	2	10	.1	.3	2	19	.1	.3	4	44	.1	.5	3	34	.1	
WI '99	1	32		.2	1	13		.1					2	27	.1	.3	1	8	.2	
4-Book	2	42	.1	.3	1	15	.1	.2	2	12	.1	.3	2	24	.1	.3	1	12	.3	
FA '98	9	66	.2	1.4	5	31	.1	.7	12	53	.3	2.0	16	42	.4	2.0	5	31	.1	
+WEMG-FM																				
FA '99	6	87	.2	1.0	6	45	.2	.9	7	40	.2	1.3	8	40	.2	1.0	4	64	.1	
SU '99	2	48	.1	.4	4	16	.1	.7	1	7		.1	3	25	.1	.4	1	16	.2	
SP '99	**	**	**	**	**	**	**	**	**	**	**	**	**	**	**	**	**	**	**	**
WI '99	**	**	**	**	**	**	**	**	**	**	**	**	**	**	**	**	**	**	**	**
4-Book	**	**	**	**	**	**	**	**	**	**	**	**	**	**	**	**	**	**	**	**
FA '98		16							1	6		.2		10						
WHAT-AM																				
FA '99		9																		
SU '99	1	12		.2					2	6	.1	.3	2	12	.1	.3	2	6	.1	
SP '99		5				5														
WI '99		13								6				7						
4-Book		10		.1		1			1	3		.1	1	5		.1	1	2	.1	
FA '98																				

** Station(s) not reported this survey.

* Listener estimates adjusted for reported broadcast schedule.

+ Station(s) changed call letters - see Page 13.

4-Book: Avg. of current and previous 3 surveys.
2-Book: Avg. of most recent 2 surveys.

Target Listener Trends

Women 12-24

Target Listener Trends - Women 12-24

	Monday-Sunday 6AM-MID				Monday-Friday 6AM-10AM				Monday-Friday 10AM-3PM				Monday-Friday 3PM-7PM				Monday-Friday 7PM-MID						
	AQH (00)	Cume (00)	AQH Rtg	AQH Shr	AQH (00)	Cume (00)	AQH Rtg	AQH Shr	AQH (00)	Cume (00)	AQH Rtg	AQH Shr	AQH (00)	Cume (00)	AQH Rtg	AQH Shr	AQH (00)	Cume (00)	AQH Rtg	AQH Shr			
W100-FM																							
FA '99	107	2053	2.7	18.2	133	1155	3.3	19.6	88	866	2.2	16.3	162	1523	4.1	21.0	95	1168	2.4	18.4			
SU '99	109	2077	2.7	19.3	73	863	1.8	12.8	141	1241	3.5	19.6	144	1333	3.6	20.6	99	1109	2.5	21.0			
SP '99	88	2124	2.2	15.6	95	1014	2.4	14.7	78	966	2.0	13.2	130	1474	3.3	17.0	80	1084	2.0	16.3			
WI '99	77	1788	1.9	13.7	99	884	2.5	14.1	58	688	1.5	11.2	109	1170	2.7	14.8	68	910	1.7	13.4			
4-Book	95	2011	2.4	16.7	100	979	2.5	15.3	91	940	2.3	15.1	136	1375	3.4	18.4	86	1068	2.2	17.3			
FA '98	72	1686	1.8	11.6	71	844	1.8	9.8	56	733	1.4	9.2	103	1084	2.6	13.0	72	898	1.8	12.7			
WIP -AM																							
FA '99	1	46		.2	2	23	.1	.3		7			1	16		.1		16					
SU '99	1	59		.2	1	16		.2		24			1	31		.1		20					
SP '99	1	65		.2	3	31	.1	.5						8			1	8		.2			
WI '99	1	59		.2	2	25	.1	.3						8			3	22	.1	.6			
4-Book	1	57		.2	2	24	.1	.3		8			1	16		.1	1	17		.2			
FA '98	2	76	.1	.3	4	21	.1	.6		16			2	22	.1	.3	3	43	.1	.5			
WJZ-FM																							
FA '99	9	175	.2	1.5	6	47	.2	.9	13	54	.3	2.4	16	72	.4	2.1	3	35	.1	.6			
SU '99	7	167	.2	1.2	8	65	.2	1.4	9	62	.2	1.3	11	90	.3	1.6	4	57	.1	.8			
SP '99	5	151	.1	.9	5	30	.1	.8	14	50	.4	2.4	5	70	.1	.7	1	26		.2			
WI '99	10	188	.3	1.8	12	99	.3	1.7	15	85	.4	2.9	17	83	.4	2.3	6	81	.2	1.2			
4-Book	8	170	.2	1.4	8	60	.2	1.2	13	63	.3	2.3	12	79	.3	1.7	4	50	.1	.7			
FA '98	13	193	.3	2.1	12	56	.3	1.7	20	82	.5	3.3	22	96	.6	2.8	8	61	.2	1.4			
+WLCE-FM																							
WYXR-FM																							
FA '99	17	696	.4	2.9	20	272	.5	2.9	25	243	.6	4.6	20	340	.5	2.6	13	259	.3	2.5			
SU '99	29	779	.7	5.1	25	234	.6	4.4	45	356	1.1	6.3	31	399	.8	4.4	25	303	.6	5.3			
SP '99	24	880	.6	4.2	14	243	.4	2.2	28	249	.7	4.7	23	307	.6	3.0	32	439	.8	6.5			
WI '99	32	895	.8	5.7	29	338	.7	4.1	50	237	1.3	9.7	35	392	.9	4.7	31	349	.8	6.1			
4-Book	26	813	.6	4.5	22	272	.6	3.4	37	271	.9	6.3	27	360	.7	3.7	25	338	.6	5.1			
FA '98	30	918	.8	4.8	32	366	.8	4.4	25	225	.6	4.1	29	375	.7	3.7	48	454	1.2	8.5			
WMGK-FM																							
FA '99	11	323	.3	1.9	14	97	.4	2.1	19	121	.5	3.5	12	160	.3	1.6	9	126	.2	1.7			
SU '99	19	403	.5	3.4	22	153	.6	3.9	37	178	.9	5.1	24	204	.6	3.4	10	165	.3	2.1			
SP '99	9	354	.2	1.6	7	103	.2	1.1	10	112	.3	1.7	20	187	.5	2.6	4	60	.1	.8			
WI '99	10	422	.3	1.8	10	175	.3	1.4	14	164	.4	2.7	20	286	.5	2.7	7	129	.2	1.4			
4-Book	12	376	.3	2.2	13	132	.4	2.1	20	144	.5	3.3	19	209	.5	2.6	8	120	.2	1.5			
FA '98	13	399	.3	2.1	23	228	.6	3.2	21	173	.5	3.5	19	204	.5	2.4	4	102	.1	.7			
WMMR-FM																							
FA '99	14	447	.4	2.4	16	160	.4	2.4	19	160	.5	3.5	16	210	.4	2.1	5	138	.1	1.0			
SU '99	9	411	.2	1.6	3	88	.1	.5	9	121	.2	1.3	13	190	.3	1.9	11	177	.3	2.3			
SP '99	9	365	.2	1.6	11	96	.3	1.7	11	139	.3	1.9	7	119	.2	.9	9	103	.2	1.8			
WI '99	10	429	.3	1.8	17	114	.4	2.4	16	108	.4	3.1	11	224	.3	1.5	5	141	.1	1.0			
4-Book	11	413	.3	1.9	12	115	.3	1.8	14	132	.4	2.5	12	186	.3	1.6	8	140	.2	1.5			
FA '98	11	319	.3	1.8	13	115	.3	1.8	14	84	.4	2.3	16	170	.4	2.0	3	92	.1	.5			
WNAP-AM																							
FA '99	*	6	38	.2	1.0	*	9	31	.2	1.3	4	31	.1	.7	*	2	13	.1	.3				
SU '99			19													1	16		.1	**	**	**	**
SP '99			3					3					3							**	**	**	**
WI '99			3					3											**	**	**	**	
4-Book	2	16	.1	.3	2	9	.1	.3	1	9		.2	1	7		.1	**	**	**	**			
FA '98	**	**	**	**	**	**	**	**	**	**	**	**	**	**	**	**	**	**	**	**			
WVGL-FM																							
FA '99	8	293	.2	1.4	6	68	.2	.9	13	99	.3	2.4	8	123	.2	1.0	3	85	.1	.6			
SU '99	7	288	.2	1.2	9	119	.2	1.6	14	89	.4	1.9	7	123	.2	1.0	4	65	.1	.8			
SP '99	11	383	.3	1.9	13	110	.3	2.0	17	124	.4	2.9	10	140	.3	1.3	5	91	.1	1.0			
WI '99	4	270	.1	.7	6	92	.2	.9	6	60	.2	1.2	3	81	.1	.4	4	73	.1	.8			
4-Book	8	309	.2	1.3	9	97	.2	1.4	13	93	.3	2.1	7	117	.2	.9	4	79	.1	.8			
FA '98	11	397	.3	1.8	7	148	.2	1.0	14	116	.4	2.3	16	174	.4	2.0	5	83	.1	.9			

** Station(s) not reported this survey.

* Listener estimates adjusted for reported broadcast schedule.

+ Station(s) changed call letters - see Page 13.

4-Book: Avg. of current and previous 3 surveys.
2-Book: Avg. of most recent 2 surveys.

Target Listener Trends

Women 12-24																					
Monday-Sunday 6AM-MID				Monday-Friday 6AM-10AM				Monday-Friday 10AM-3PM				Monday-Friday 3PM-7PM				Monday-Friday 7PM-MID					
AQH (00)	Cume (00)	AQH Rtg	AQH Shr	AQH (00)	Cume (00)	AQH Rtg	AQH Shr	AQH (00)	Cume (00)	AQH Rtg	AQH Shr	AQH (00)	Cume (00)	AQH Rtg	AQH Shr	AQH (00)	Cume (00)	AQH Rtg	AQH Shr		
WPEN-AM																					
FA '99																					
SU '99	2	11	.1	.4	4	11	.1	.7	7	11	.2	1.0									
SP '99	1	27		.2						10						1	17		.2		
WI '99		12			1	12		.1									5				
4-Book	1	13		.2	1	6		.2	2	5	.1	.3					6		.1		
FA '98		18																			
WPHI-FM																					
FA '99	53	1243	1.3	9.0	58	588	1.5	8.5	28	555	.7	5.2	84	803	2.1	10.9	54	641	1.4	10.4	
SU '99	48	1095	1.2	8.5	39	429	1.0	6.8	61	631	1.5	8.5	68	671	1.7	9.7	39	478	1.0	8.3	
SP '99	60	1410	1.5	10.6	64	671	1.6	9.9	46	642	1.2	7.8	74	811	1.9	9.7	59	742	1.5	12.0	
WI '99	69	1387	1.7	12.3	75	759	1.9	10.7	57	637	1.4	11.0	95	937	2.4	12.9	70	787	1.8	13.8	
4-Book	58	1284	1.4	10.1	59	612	1.5	9.0	48	616	1.2	8.1	80	806	2.0	10.8	56	662	1.4	11.1	
FA '98	71	1317	1.8	11.4	64	700	1.6	8.8	63	693	1.6	10.4	98	850	2.5	12.4	77	698	1.9	13.6	
WPHT-AM																					
FA '99																					
SU '99																					
SP '99		5			1	5		.2					1	5		.1					
WI '99																					
4-Book		1				1		.1						1							
FA '98		14											1	14		.1					
WPLY-FM																					
FA '99	47	1220	1.2	8.0	42	542	1.1	6.2	44	524	1.1	8.2	69	759	1.7	8.9	38	483	1.0	7.4	
SU '99	59	1323	1.5	10.4	54	524	1.4	9.5	89	646	2.2	12.4	80	865	2.0	11.4	40	603	1.0	8.5	
SP '99	44	1248	1.1	7.8	47	501	1.2	7.3	52	531	1.3	8.8	66	826	1.7	8.6	34	590	.9	6.9	
WI '99	43	1104	1.1	7.7	57	676	1.4	8.1	36	522	.9	6.9	62	727	1.6	8.4	35	556	.9	6.9	
4-Book	48	1224	1.2	8.5	50	561	1.3	7.8	55	556	1.4	9.1	69	794	1.8	9.3	37	558	1.0	7.4	
FA '98	32	1093	.8	5.2	34	479	.9	4.7	28	428	.7	4.6	53	726	1.3	6.7	24	473	.6	4.2	
WSSJ-AM																					
FA '99	3	46	.1	.5	3	27	.1	.4	2	17	.1	.4	4	21	.1	.5					
SU '99		17			1	10		.2									1	7		.2	
SP '99		30			1	10		.2		10				9				9			
WI '99	1	18		.2	3	18	.1	.4	1	13		.2									
4-Book	1	28		.2	2	16	.1	.3	1	10		.2		1	8		.1		4		
FA '98	**	**	**	**	**	**	**	**	**	**	**	**	**	**	**	**	**	**	**	**	
WUSL-FM																					
FA '99	111	1729	2.8	18.8	122	982	3.1	18.0	82	787	2.1	15.2	142	1064	3.6	18.4	128	968	3.2	24.8	
SU '99	91	1458	2.3	16.1	96	671	2.4	16.8	96	848	2.4	13.4	118	870	3.0	16.9	87	806	2.2	18.5	
SP '99	85	1580	2.1	15.0	98	846	2.5	15.1	63	754	1.6	10.7	118	980	3.0	15.4	95	887	2.4	19.3	
WI '99	97	1592	2.4	17.3	128	906	3.2	18.2	62	666	1.6	12.0	131	1074	3.3	17.8	104	893	2.6	20.4	
4-Book	96	1590	2.4	16.8	111	851	2.8	17.0	76	764	1.9	12.8	127	997	3.2	17.1	104	889	2.6	20.8	
FA '98	101	1682	2.5	16.3	138	963	3.5	19.0	73	791	1.8	12.0	118	1062	3.0	14.9	110	949	2.8	19.5	
WWDB-FM																					
FA '99	2	79	.1	.3	1	10		.1	1	22		.2	3	48	.1	.4	1	22		.2	
SU '99	3	62	.1	.5	4	35	.1	.7	8	49	.2	1.1	1	16		.1		8			
SP '99	2	65	.1	.4	3	32	.1	.5	4	48	.1	.7	2	18	.1	.3		10			
WI '99	2	64	.1	.4	1	19		.1	5	40	.1	1.0	3	25	.1	.4		12			
4-Book	2	68	.1	.4	2	24	.1	.4	5	40	.1	.8	2	27	.1	.3		13			
FA '98	1	53		.2					1	18		.2						2	27	.1	.4
WXTU-FM																					
FA '99	7	169	.2	1.2	3	52	.1	.4	6	58	.2	1.1	15	115	.4	1.9	5	72	.1	1.0	
SU '99	8	190	.2	1.4	14	130	.4	2.5	13	97	.3	1.8	14	117	.4	2.0	1	20		.2	
SP '99	17	254	.4	3.0	27	151	.7	4.2	17	103	.4	2.9	22	150	.6	2.9	12	145	.3	2.4	
WI '99	11	188	.3	2.0	14	86	.4	2.0	13	74	.3	2.5	17	117	.4	2.3	7	54	.2	1.4	
4-Book	11	200	.3	1.9	15	105	.4	2.3	12	83	.3	2.1	17	125	.5	2.3	6	73	.2	1.3	
FA '98	21	270	.5	3.4	23	151	.6	3.2	35	155	.9	5.8	30	190	.8	3.8	8	95	.2	1.4	

** Station(s) not reported this survey.

* Listener estimates adjusted for reported broadcast schedule.

+ Station(s) changed call letters - see Page 13.

4-Book: Avg. of current and previous 3 surveys.
2-Book: Avg. of most recent 2 surveys.

Target Listener Trends

Target Listener Trends - Women 12-24

Women 12-24																				
Monday-Sunday 6AM-MID				Monday-Friday 6AM-10AM				Monday-Friday 10AM-3PM				Monday-Friday 3PM-7PM				Monday-Friday 7PM-MID				
AQH (00)	Cume (00)	AQH Rtg	AQH Shr	AQH (00)	Cume (00)	AQH Rtg	AQH Shr	AQH (00)	Cume (00)	AQH Rtg	AQH Shr	AQH (00)	Cume (00)	AQH Rtg	AQH Shr	AQH (00)	Cume (00)	AQH Rtg	AQH Shr	
WYSP-FM																				
FA '99	22	630	.6	3.7	64	349	1.6	9.4	19	205	.5	3.5	15	205	.4	1.9	9	150	.2	1.7
SU '99	14	597	.4	2.5	45	332	1.1	7.9	9	182	.2	1.3	9	206	.2	1.3	6	172	.2	1.3
SP '99	36	619	.9	6.4	79	333	2.0	12.2	40	241	1.0	6.8	34	213	.9	4.5	30	222	.8	6.1
WI '99	25	622	.6	4.4	53	344	1.3	7.5	11	225	.3	2.1	22	268	.6	3.0	30	227	.8	5.9
4-Book	24	617	.6	4.3	60	340	1.5	9.3	20	213	.5	3.4	20	223	.5	2.7	19	193	.5	3.8
FA '98	21	509	.5	3.4	64	289	1.6	8.8	17	187	.4	2.8	15	206	.4	1.9	9	174	.2	1.6
WJBR-FM																				
FA '99	4	100	.1	.7	3	28	.1	.4		11			3	51	.1	.4	4	27	.1	.8
SU '99	1	55		.2	1	9		.2		9			1	20		.1	5	35	.1	1.1
SP '99	3	78	.1	.5		6			1	18		.2	6	38	.2	.8	3	40	.1	.6
WI '99	1	72		.2	2	18	.1	.3		9			1	24		.1	1	30		.2
4-Book	2	76	.1	.4	2	15	.1	.2		12		.1	3	33	.1	.4	3	33	.1	.7
FA '98	3	142	.1	.5	3	51	.1	.4	5	76	.1	.8	2	72	.1	.3	3	57	.1	.5
WKXV-FM																				
FA '99	2	75	.1	.3	4	32	.1	.6	4	32	.1	.7	3	53	.1	.4		11		
SU '99	3	65	.1	.5	3	27	.1	.5	7	35	.2	1.0	2	22	.1	.3				
SP '99	3	48	.1	.5	1	23		.2	3	17	.1	.5	3	14	.1	.4	4	27	.1	.8
WI '99	1	100		.2	1	25		.1		16			1	44		.1	1	19		.2
4-Book	2	72	.1	.4	2	27	.1	.4	4	25	.1	.6	2	33	.1	.3	1	14		.3
FA '98	4	124	.1	.6	5	21	.1	.7	3	49	.1	.5	4	45	.1	.5	3	17	.1	.5
WLEV-FM																				
FA '99		10				10								10						
SU '99	**	**	**	**	**	**	**	**	**	**	**	**	**	**	**	**	**	**	**	**
SP '99	1	43		.2	1	10		.2					1	32		.1	1	15		.2
WI '99	**	**	**	**	**	**	**	**	**	**	**	**	**	**	**	**	**	**	**	**
4-Book	**	**	**	**	**	**	**	**	**	**	**	**	**	**	**	**	**	**	**	**
FA '98	**	**	**	**	**	**	**	**	**	**	**	**	**	**	**	**	**	**	**	**
WNJO-FM																				
FA '99		33			1	11		.1		16			1	33		.1		17		
SU '99	2	127	.1	.4	1	24		.2	5	66	.1	.7	2	51	.1	.3	1	50		.2
SP '99	1	52		.2	2	26	.1	.3	1	26		.2		10				17		
WI '99	3	103	.1	.5	2	18	.1	.3	3	36	.1	.6	3	56	.1	.4	2	51	.1	.4
4-Book	2	79	.1	.3	2	20	.1	.2	2	36	.1	.4	2	38	.1	.2	1	34		.2
FA '98	3	70	.1	.5	1	35		.1	4	20	.1	.7	8	25	.2	1.0	2	15	.1	.4
WPST-FM																				
FA '99	32	1067	.8	5.4	40	608	1.0	5.9	26	406	.7	4.8	42	649	1.1	5.4	26	493	.7	5.0
SU '99	44	1049	1.1	7.8	43	469	1.1	7.5	44	516	1.1	6.1	53	644	1.3	7.6	48	577	1.2	10.2
SP '99	26	970	.7	4.6	28	409	.7	4.3	23	353	.6	3.9	40	596	1.0	5.2	23	423	.6	4.7
WI '99	32	947	.8	5.7	37	445	.9	5.3	34	318	.9	6.6	46	581	1.2	6.2	30	426	.8	5.9
4-Book	34	1008	.9	5.9	37	483	.9	5.8	32	398	.8	5.4	45	618	1.2	6.1	32	480	.8	6.5
FA '98	36	990	.9	5.8	42	437	1.1	5.8	28	297	.7	4.6	53	537	1.3	6.7	34	424	.9	6.0
WSTW-FM																				
FA '99	7	315	.2	1.2	9	134	.2	1.3	5	126	.1	.9	8	168	.2	1.0	5	77	.1	1.0
SU '99	2	165	.1	.4	2	44	.1	.4	1	40		.1	3	106	.1	.4	2	62	.1	.4
SP '99	**	**	**	**	**	**	**	**	**	**	**	**	**	**	**	**	**	**	**	**
WI '99	**	**	**	**	**	**	**	**	**	**	**	**	**	**	**	**	**	**	**	**
4-Book	**	**	**	**	**	**	**	**	**	**	**	**	**	**	**	**	**	**	**	**
FA '98	**	**	**	**	**	**	**	**	**	**	**	**	**	**	**	**	**	**	**	**
TOTALS																				
FA '99	589	3828	14.8		679	3321	17.0		539	2477	13.5		771	3348	19.3		517	3099	13.0	
SU '99	565	3847	14.2		570	2899	14.3		719	3114	18.0		699	3391	17.5		471	2991	11.8	
SP '99	565	3923	14.2		648	3124	16.2		590	2614	14.8		764	3372	19.1		491	3009	12.3	
WI '99	562	3880	14.1		704	3263	17.6		518	2510	13.0		737	3395	18.5		509	3101	12.8	
4-Book	570	3870	14.3		650	3152	16.3		592	2679	14.8		743	3377	18.6		497	3050	12.5	
FA '98	621	3872	15.6		725	3246	18.2		608	2563	15.2		791	3353	19.8		565	3029	14.2	

** Station(s) not reported this survey.

* Listener estimates adjusted for reported broadcast schedule.

+ Station(s) changed call letters - see Page 13.

4-Book: Avg. of current and previous 3 surveys.
2-Book: Avg. of most recent 2 surveys.

Target Listener Estimates

Women 12-24																					
Monday-Friday 6AM-7PM				Weekend 6AM-MID				Saturday 6AM-10AM				Saturday 10AM-3PM				Saturday 3PM-7PM					
AQH (00)	Cume (00)	AQH Rtg	AQH Shr	AQH (00)	Cume (00)	AQH Rtg	AQH Shr	AQH (00)	Cume (00)	AQH Rtg	AQH Shr	AQH (00)	Cume (00)	AQH Rtg	AQH Shr	AQH (00)	Cume (00)	AQH Rtg	AQH Shr		
KYW -AM																					
FA '99	6	197	.2	.9	2	86	.1	.4	2	7	.1	.5	2	20	.1	.3	1	17	.2		
4-Book	7	256	.2	1.0	3	126	.1	.7	5	24	.2	1.7	5	37	.2	.7	1	12	.2		
WBEB-FM																					
FA '99	29	436	.7	4.4	25	338	.6	4.8	23	59	.6	6.2	25	76	.6	3.3	19	85	.5	3.2	
4-Book	46	512	1.2	7.0	21	327	.5	4.5	21	61	.5	6.4	34	92	.9	4.8	14	55	.4	2.3	
WDAS-AM																					
FA '99	7	71	.2	1.1	7	70	.2	1.4					3	14	.1	.4	5	13	.1	.8	
4-Book	4	50	.1	.5	4	52	.1	.8	1	4	.4		1	7	.2		3	6	.1	.4	
WDAS-FM																					
FA '99	23	315	.6	3.5	18	188	.5	3.5	10	39	.3	2.7	4	20	.1	.5	34	67	.9	5.7	
4-Book	22	308	.6	3.3	20	225	.5	4.2	16	45	.4	5.3	22	74	.6	3.0	30	69	.8	5.1	
+WEJM-FM																					
FA '99	25	253	.6	3.8	11	182	.3	2.1	9	52	.2	2.4	26	57	.7	3.4	11	61	.3	1.9	
4-Book	22	474	.6	3.3	16	320	.4	3.5	10	66	.3	3.1	34	127	.9	4.6	23	96	.6	3.9	
+WEMG-AM																					
FA '99	2	36	.1	.3	1	26	.2	.2	1	6	.3		1	6	.1	.1					
4-Book	2	32	.1	.3	2	23	.1	.3	1	3	.2		2	4	.1	.3	1	4		.2	
+WEMG-FM																					
FA '99	7	66	.2	1.1	7	49	.2	1.4	4	16	.1	1.1	17	49	.4	2.2	12	29	.3	2.0	
4-Book	**	**	**	**	**	**	**	**	**	**	**	**	**	**	**	**	**	**	**	**	
WHAT-AM																					
FA '99						9												1	2	.2	
4-Book		8				4		.1													
WIOD-FM																					
FA '99	124	1904	3.1	19.0	85	1306	2.1	16.4	53	300	1.3	14.2	121	566	3.0	15.8	84	427	2.1	14.1	
4-Book	108	1804	2.7	16.4	80	1257	2.0	17.2	47	222	1.2	15.0	132	577	3.3	18.4	99	408	2.5	17.2	
WIP -AM																					
FA '99	1	46		.2		9												1	7	.1	.2
4-Book	1	39		.2	1	25		.2		4		.1	2	7	.1	.3	1	7	.1	.2	
WJJZ-FM																					
FA '99	12	104	.3	1.8	10	94	.3	1.9	5	10	.1	1.3	13	20	.3	1.7	15	29	.4	2.5	
4-Book	12	120	.3	1.8	6	79	.2	1.2	8	16	.2	2.7	10	22	.3	1.3	6	17	.2	1.0	
+WLCE-FM																					
VYXR-FM																					
FA '99	22	490	.6	3.4	12	280	.3	2.3	2	20	.1	.5	12	66	.3	1.6	22	101	.6	3.7	
4-Book	29	563	.8	4.5	19	368	.5	4.2	6	35	.2	1.8	24	97	.6	3.3	31	106	.8	5.3	
WMGK-FM																					
FA '99	15	242	.4	2.3	7	179	.2	1.4	4	17	.1	1.1	13	69	.3	1.7	7	46	.2	1.2	
4-Book	18	294	.5	2.7	7	177	.2	1.5	5	30	.2	1.8	12	60	.3	1.7	9	47	.2	1.5	
WMMR-FM																					
FA '99	17	328	.4	2.6	15	237	.4	2.9	13	18	.3	3.5	26	101	.7	3.4	20	62	.5	3.4	
4-Book	13	291	.3	1.9	10	208	.2	2.0	7	27	.2	2.1	15	70	.4	2.1	13	57	.4	2.3	
WNAP-AM																					
FA '99	* 5	38	.1	.8	* 6	30	.2	1.2	* 8	17	.2	2.2	6	23	.2	.8	* 10	23	.3	1.7	
4-Book	1	15		.2	2	12	.1	.4	2	4	.1	.6	2	8	.1	.3	3	7	.1	.5	
WVGL-FM																					
FA '99	9	214	.2	1.4	10	91	.3	1.9	5	9	.1	1.3	18	35	.5	2.4	16	34	.4	2.7	
4-Book	10	220	.3	1.5	7	119	.2	1.4	4	19	.1	1.4	12	41	.3	1.6	7	30	.2	1.3	
WPEN-AM																					
FA '99																					
4-Book	1	8		.2	1	7		.1	1	3		.4	1	4		.1					

** Station(s) not reported this survey.

* Listener estimates adjusted for reported broadcast schedule.

+ Station(s) changed call letters - see Page 13.

4-Book: Avg. of current and previous 3 surveys.
2-Book: Avg. of most recent 2 surveys.

Target Listener Estimates

Women 12-24

Target Listener Estimates - Women 12-24

	Monday-Friday 6AM-7PM				Weekend 6AM-MID				Saturday 6AM-10AM				Saturday 10AM-3PM				Saturday 3PM-7PM			
	AQH (00)	Cume (00)	AQH Rtg	AQH Shr	AQH (00)	Cume (00)	AQH Rtg	AQH Shr	AQH (00)	Cume (00)	AQH Rtg	AQH Shr	AQH (00)	Cume (00)	AQH Rtg	AQH Shr	AQH (00)	Cume (00)	AQH Rtg	AQH Shr
WPHT-FM																				
FA '99	55	1110	1.4	8.4	49	741	1.2	9.5	42	131	1.1	11.3	65	289	1.6	8.5	61	255	1.5	10.3
4-Book	61	1128	1.6	9.4	52	805	1.3	11.2	37	146	.9	11.7	86	338	2.2	11.8	61	256	1.5	10.4
WPHT-AM																				
FA '99																				
4-Book		1				1				1		.1								
WPLY-FM																				
FA '99	51	1036	1.3	7.8	46	748	1.2	8.9	26	157	.7	7.0	71	269	1.8	9.3	57	183	1.4	9.6
4-Book	58	1090	1.5	8.8	39	726	1.0	8.4	19	104	.5	5.7	61	312	1.5	8.4	54	201	1.3	9.2
WSSJ-AM																				
FA '99	3	38	.1	.5	5	30	.1	1.0	6	10	.2	1.6	12	19	.3	1.6	12	19	.3	2.0
4-Book	1	21		.2	1	14		.3	2	6	.1	.6	3	5	.1	.4	3	5	.1	.5
WUSL-FM																				
FA '99	113	1541	2.8	17.3	97	1125	2.4	18.7	58	199	1.5	15.6	169	516	4.2	22.1	98	340	2.5	16.5
4-Book	103	1420	2.6	15.6	79	1021	2.0	17.0	47	193	1.2	14.6	120	421	3.0	16.4	101	348	2.6	17.3
WWDB-FM																				
FA '99	1	58	.1	.2	3	53	.1	.6	3	10	.1	.8	1	10		.1				
4-Book	3	59	.1	.5	1	21		.3	1	3		.2	1	5		.1	1	2		.1
WXTU-FM																				
FA '99	8	135	.2	1.2	7	83	.2	1.4	10	45	.3	2.7	13	52	.3	1.7	4	20	.1	.7
4-Book	15	164	.4	2.2	8	115	.2	1.7	7	35	.2	2.3	10	46	.2	1.3	10	40	.3	1.8
WYSP-FM																				
FA '99	32	495	.8	4.9	15	267	.4	2.9	14	41	.4	3.8	20	65	.5	2.6	15	63	.4	2.5
4-Book	32	522	.8	4.9	14	245	.4	3.0	12	38	.3	3.7	20	85	.5	2.7	18	76	.5	3.0
WJBR-FM																				
FA '99	2	75	.1	.3	7	69	.2	1.4	5	10	.1	1.3	3	24	.1	.4	6	18	.2	1.0
4-Book	2	44	.1	.3	3	35	.1	.6	1	3		.3	2	9	.1	.3	4	11	.1	.7
WKXW-FM																				
FA '99	4	64	.1	.6	1	19		.2												
4-Book	3	48	.1	.4	2	31	.1	.3	1	5	.1	.4	2	8		.2		2		.1
WLEV-FM																				
FA '99	**	10	**	**	**	10	**	**	**	**	**	**	1	10		.1	**	**	**	**
4-Book	**	**	**	**	**	**	**	**	**	**	**	**	**	**	**	**	**	**	**	**
WNJO-FM																				
FA '99	1	33		.2		9							1	9		.1				
4-Book	2	59	.1	.3	2	36	.1	.4					4	22	.1	.5	2	7	.1	.3
WPST-FM																				
FA '99	35	956	.9	5.4	31	687	.8	6.0	18	68	.5	4.8	49	300	1.2	6.4	37	185	.9	6.2
4-Book	38	892	1.0	5.7	28	578	.7	6.1	21	91	.6	7.1	39	218	1.0	5.3	33	156	.9	5.6
WSTW-FM																				
FA '99	7	239	.2	1.1	7	142	.2	1.4	6	20	.2	1.6	4	29	.1	.5	8	67	.2	1.3
4-Book	**	**	**	**	**	**	**	**	**	**	**	**	**	**	**	**	**	**	**	**
TOTALS																				
FA '99	654	3814	16.4		518	3268	13.0		372	1084	9.3		765	1998	19.2		594	1525	14.9	
4-Book	656	3811	16.5		464	3314	11.7		315	995	7.9		726	2025	18.2		584	1569	14.7	

** Station(s) not reported this survey.

* Listener estimates adjusted for reported broadcast schedule.

+ Station(s) changed call letters - see Page 13.

4-Book: Avg. of current and previous 3 surveys.
2-Book: Avg. of most recent 2 surveys.

Target Listener Estimates

Women 12-24																					
Saturday 7PM-MID				Sunday 6AM-10AM				Sunday 10AM-3PM				Sunday 3PM-7PM				Sunday 7PM-MID					
AQH (00)	Cume (00)	AQH Rtg	AQH Shr	AQH (00)	Cume (00)	AQH Rtg	AQH Shr	AQH (00)	Cume (00)	AQH Rtg	AQH Shr	AQH (00)	Cume (00)	AQH Rtg	AQH Shr	AQH (00)	Cume (00)	AQH Rtg	AQH Shr		
KYW -AM																					
FA '99	2	10	.1	.4	1	10	.3	.3	2	8	.1	.3	1	15	.2	.2	2	7	.1	.6	
4-Book	2	16	.1	.5	6	34	.2	2.4	2	22	.1	.5	2	15	.1	.4	2	20	.1	.6	
WBEB-FM																					
FA '99	27	101	.7	5.5	32	77	.8	9.8	29	100	.7	4.5	12	55	.3	2.1	29	120	.7	8.8	
4-Book	18	75	.5	3.7	20	57	.5	7.4	23	84	.6	4.3	12	51	.3	2.7	22	103	.6	6.8	
WDAS-AM																					
FA '99	7				21	36	.5	6.4	13	27	.3	2.0	16	28	.4	2.8	3	12	.1	.9	
4-Book	3		.1		11	26	.3	3.8	10	25	.2	1.9	4	9	.1	.8	3	11	.1	.8	
WDAS-FM																					
FA '99	20	50	.5	4.1	16	59	.4	4.9	27	61	.7	4.2	21	37	.5	3.7	15	41	.4	4.5	
4-Book	21	58	.6	4.4	15	46	.4	5.8	16	53	.4	3.0	16	42	.4	3.5	20	52	.5	6.0	
+WEJM-FM																					
FA '99	8	28	.2	1.6	2	20	.1	.6	15	55	.4	2.3	11	28	.3	2.0	1	7		.3	
4-Book	17	89	.4	3.6	5	30	.2	2.1	15	79	.4	2.9	16	86	.4	3.8	7	46	.2	2.1	
+WEMG-AM																					
FA '99									3	6	.1	.5	4	13	.1	.7					
4-Book	3	9	.1	.5		1			3	9	.1	.6	1	3		.2					
+WEMG-FM																					
FA '99	3	38	.1	.6	6	16	.2	1.8									10	26	.3	3.0	
4-Book	**	**	**	**	**	**	**	**	**	**	**	**	**	**	**	**	**	**	**	**	**
WHAT-AM																					
FA '99					1	7		.3	1	9		.2									
4-Book		2		.1		2		.1	1	4		.2		2							
WIOQ-FM																					
FA '99	89	437	2.2	18.2	58	273	1.5	17.8	99	479	2.5	15.3	92	421	2.3	16.3	70	301	1.8	21.2	
4-Book	82	390	2.1	17.7	39	182	1.0	14.5	91	437	2.3	17.5	79	353	2.0	17.7	55	259	1.4	16.9	
WIP -AM																					
FA '99		9																			
4-Book	1	8		.1						4			1	4		.2	1	8		.3	
WJJZ-FM																					
FA '99	3	11	.1	.6	5	10	.1	1.5	16	38	.4	2.5	11	37	.3	2.0	9	18	.2	2.7	
4-Book	5	20	.1	1.1	3	8	.1	.9	5	16	.1	.8	4	15	.1	.7	3	9	.1	.9	
+WLCE-FM																					
WYXR-FM																					
FA '99	9	57	.2	1.8	5	30	.1	1.5	27	100	.7	4.2	9	42	.2	1.6	7	38	.2	2.1	
4-Book	23	106	.6	4.9	11	42	.3	4.1	27	134	.7	5.4	17	68	.4	4.1	14	64	.3	4.2	
WMGK-FM																					
FA '99	1	20		.2	2	32	.1	.6	6	34	.2	.9	15	57	.4	2.7	7	27	.2	2.1	
4-Book	5	36	.1	1.1	3	21	.1	1.0	11	59	.3	2.1	8	41	.2	1.7	4	22	.1	1.2	
WMMR-FM																					
FA '99	10	64	.3	2.0	5	21	.1	1.5	20	75	.5	3.1	20	73	.5	3.5	3	35	.1	.9	
4-Book	9	57	.3	1.9	3	10	.1	1.1	8	49	.2	1.5	12	41	.3	2.6	7	31	.2	1.9	
WNAP-AM																					
FA '99					* 10	10	.3	3.1	1	7		.2	* 12	17	.3	2.1					
4-Book	**	**	**	**	3	3	.1	.9	1	4		.2	3	4	.1	.5	**	**	**	**	
WOGL-FM																					
FA '99	1	7		.2	7	35	.2	2.1	9	34	.2	1.4	18	28	.5	3.2	5	11	.1	1.5	
4-Book	2	11	.1	.4	8	29	.2	3.0	7	31	.2	1.4	8	21	.2	1.6	3	12	.1	1.1	
WPEN-AM																					
FA '99																					
4-Book		2		.1	1	1		.2		1				1		.1		2		.1	

** Station(s) not reported this survey.

* Listener estimates adjusted for reported broadcast schedule.

+ Station(s) changed call letters - see Page 13.

4-Book: Avg. of current and previous 3 surveys.
2-Book: Avg. of most recent 2 surveys.

Target Listener Estimates

Women 12-24

Target Listener Estimates - Women 12-24

	Saturday 7PM-MID				Sunday 6AM-10AM				Sunday 10AM-3PM				Sunday 3PM-7PM				Sunday 7PM-MID			
	AOH (00)	Cume (00)	AOH Rtg	AOH Shr	AOH (00)	Cume (00)	AOH Rtg	AOH Shr	AOH (00)	Cume (00)	AOH Rtg	AOH Shr	AOH (00)	Cume (00)	AOH Rtg	AOH Shr	AOH (00)	Cume (00)	AOH Rtg	AOH Shr
WPHI-FM FA '99 4-Book	62 57	259 260	1.6 1.4	12.7 12.0	20 27	84 106	.5 .7	6.1 10.4	54 49	250 214	1.4 1.3	8.4 9.5	55 51	175 204	1.4 1.3	9.8 11.8	33 39	116 162	.8 1.0	10.0 12.6
WPHT-AM FA '99 4-Book																				
WPLY-FM FA '99 4-Book	53 40	182 186	1.3 1.0	10.8 8.3	19 16	106 94	.5 .4	5.8 5.9	44 46	205 244	1.1 1.2	6.8 8.9	53 43	185 186	1.3 1.1	9.4 9.4	38 33	142 143	1.0 .9	11.5 9.9
WSSJ-AM FA '99 4-Book	3 1	11 3	.1 .3	.6 .2					3 1	9 2	.1 .1	.5 .1	1 1	3 3		.2				
WUSL-FM FA '99 4-Book	97 89	318 325	2.4 2.2	19.8 18.9	67 48	209 168	1.7 1.2	20.6 17.5	126 91	401 341	3.2 2.3	19.5 17.3	86 74	269 266	2.2 1.9	15.2 16.6	58 56	234 207	1.5 1.4	17.6 17.2
WVDB-FM FA '99 4-Book					1	5		.3	14 4	32 13	.4 .1	2.2 .7	8 3	10 4	.2 .1	1.4 .5				
WXTU-FM FA '99 4-Book	8 9	31 38	.2 .2	1.6 1.8	2 4	18 25	.1 .1	.6 1.6	13 10	31 42	.3 .3	2.0 1.9	5 8	20 28	.1 .2	.9 2.0	1 4	7 21	.1 .1	.3 1.3
WYSP-FM FA '99 4-Book	11 14	48 61	.3 .4	2.2 2.8	1 4	9 16		.3 1.7	24 18	130 77	.6 .5	3.7 3.4	26 16	92 63	.7 .4	4.6 3.4	6 10	45 47	.2 .3	1.8 3.2
WJBR-FM FA '99 4-Book	11 4	25 17	.3 .1	2.2 .8	5 2	10 5	.1 .1	1.5 .6	15 4	32 12	.4 .1	2.3 .7	8 3	20 9	.2 .1	1.4 .5	1 1	5		.2
WKXW-FM FA '99 4-Book	1 3	7 18		.2 .6					2	5		.3	4 2	12 7	.1 .1	.7 .4				
WLEV-FM FA '99 4-Book	**	**	**	**	**	**	**	**	**	**	**	**	**	**	**	**	**	**	**	**
WNJO-FM FA '99 4-Book		4		.1	2	4		.6	2	12	.1	.5	3	12	.1	.7	1	4		.4
WPST-FM FA '99 4-Book	31 27	167 137	.8 .7	6.3 5.7	18 13	100 77	.5 .4	5.5 4.9	39 34	222 190	1.0 .9	6.0 6.4	40 33	190 148	1.0 .9	7.1 7.1	10 22	78 103	.3 .6	3.0 6.6
WSTW-FM FA '99 4-Book	5 **	32 **	.1 **	1.0 **	5 **	27 **	.1 **	1.5 **	7 **	46 **	.2 **	1.1 **	15 **	64 **	.4 **	2.7 **	5 **	45 **	.1 **	1.5 **
TOTALS FA '99 4-Book	490 474	1443 1519	12.3 11.9		326 267	1066 896	8.2 6.7		646 521	1756 1624	16.2 13.1		564 448	1380 1305	14.1 11.2		330 324	1086 1113	8.3 8.1	

** Station(s) not reported this survey.

* Listener estimates adjusted for reported broadcast schedule.

+ Station(s) changed call letters - see Page 13.

4-Book: Avg. of current and previous 3 surveys.
2-Book: Avg. of most recent 2 surveys.

Target Listener Trends

Women 18-34																				
Monday-Sunday 6AM-MID				Monday-Friday 6AM-10AM				Monday-Friday 10AM-3PM				Monday-Friday 3PM-7PM				Monday-Friday 7PM-MID				
AQH (00)	Cume (00)	AQH Rtg	AQH Shr	AQH (00)	Cume (00)	AQH Rtg	AQH Shr	AQH (00)	Cume (00)	AQH Rtg	AQH Shr	AQH (00)	Cume (00)	AQH Rtg	AQH Shr	AQH (00)	Cume (00)	AQH Rtg	AQH Shr	
KYW -AM																				
FA '99	21	773	.4	2.2	58	524	1.0	4.5	13	183	.2	1.0	26	387	.5	2.1	6	109	.1	1.1
SU '99	18	765	.3	1.9	58	504	1.0	4.7	8	217	.1	.6	20	306	.4	1.7	4	119	.1	.8
SP '99	16	623	.3	1.7	50	430	.9	3.8	12	135	.2	.8	18	224	.3	1.5	3	109	.1	.6
WI '99	16	813	.3	1.7	51	504	.9	3.7	10	197	.2	.7	19	305	.3	1.5	6	156	.1	1.3
4-Book	18	744	.3	1.9	54	491	1.0	4.2	11	183	.2	.8	21	306	.4	1.7	5	123	.1	1.0
FA '98	16	691	.3	1.6	53	447	.9	3.9	10	199	.2	.7	13	252	.2	1.0	5	70	.1	.9
WBEB-FM																				
FA '99	70	1088	1.3	7.2	84	548	1.5	6.6	115	537	2.1	8.5	84	598	1.5	6.9	48	500	.9	9.0
SU '99	62	1124	1.1	6.6	68	536	1.2	5.5	134	588	2.4	9.9	75	557	1.3	6.4	28	383	.5	5.4
SP '99	91	1372	1.6	9.4	111	731	2.0	8.3	203	731	3.6	14.0	115	695	2.0	9.4	33	440	.6	6.8
WI '99	85	1112	1.5	8.8	105	580	1.8	7.6	154	575	2.7	11.1	94	548	1.7	7.7	35	394	.6	7.4
4-Book	77	1174	1.4	8.0	92	599	1.6	7.0	152	608	2.7	10.9	92	600	1.6	7.6	36	429	.7	7.2
FA '98	81	1205	1.4	8.0	103	672	1.8	7.6	152	618	2.7	10.3	99	641	1.7	7.9	28	431	.5	5.2
WDAS-AM																				
FA '99	8	161	.1	.8	13	66	.2	1.0	8	49	.1	.6	9	60	.2	.7	4	18	.1	.8
SU '99	10	158	.2	1.1	16	60	.3	1.3	12	66	.2	.9	12	54	.2	1.0	3	22	.1	.6
SP '99	9	86	.2	.9	9	36	.2	.7	14	52	.2	1.0	10	29	.2	.8	6	36	.1	1.2
WI '99	15	170	.3	1.6	25	111	.4	1.8	15	53	.3	1.1	17	56	.3	1.4	9	71	.2	1.9
4-Book	11	144	.2	1.1	16	68	.3	1.2	12	55	.2	.9	12	50	.2	1.0	6	37	.1	1.1
FA '98	10	145	.2	1.0	18	70	.3	1.3	12	50	.2	.8	9	59	.2	.7	3	28	.1	.6
WDAS-FM																				
FA '99	75	839	1.3	7.7	80	464	1.4	6.3	93	381	1.7	6.8	76	450	1.4	6.3	73	379	1.3	13.7
SU '99	74	855	1.3	7.8	77	447	1.4	6.2	95	419	1.7	7.0	76	425	1.3	6.5	62	460	1.1	11.9
SP '99	62	802	1.1	6.4	79	434	1.4	5.9	68	359	1.2	4.7	73	480	1.3	6.0	50	305	.9	10.3
WI '99	72	826	1.3	7.5	82	439	1.4	5.9	82	481	1.4	5.9	92	493	1.6	7.5	69	453	1.2	14.5
4-Book	71	831	1.3	7.4	80	446	1.4	6.1	85	410	1.5	6.1	79	462	1.4	6.6	64	399	1.1	12.6
FA '98	95	962	1.7	9.3	124	568	2.2	9.1	112	473	2.0	7.6	98	500	1.7	7.8	91	524	1.6	16.9
+WEJM-FM																				
FA '99	54	925	1.0	5.5	58	512	1.0	4.5	99	530	1.8	7.3	83	574	1.5	6.8	14	258	.3	2.6
SU '99	63	975	1.1	6.7	63	533	1.1	5.1	107	506	1.9	7.9	82	543	1.4	7.0	28	266	.5	5.4
SP '99	39	1109	.7	4.0	55	480	1.0	4.1	63	481	1.1	4.3	60	685	1.1	4.9	15	344	.3	3.1
WI '99	55	1377	1.0	5.7	95	760	1.7	6.9	60	598	1.1	4.3	77	901	1.4	6.3	21	526	.4	4.4
4-Book	53	1097	1.0	5.5	68	571	1.2	5.2	82	529	1.5	6.0	76	676	1.4	6.3	20	349	.4	3.9
FA '98	59	1232	1.0	5.8	67	691	1.2	4.9	100	648	1.8	6.8	83	820	1.5	6.6	22	464	.4	4.1
+WEMG-AM																				
FA '99	6	79	.1	.6	10	55	.2	.8	14	56	.3	1.0	1	31	.1	.1	1	10	.1	.2
SU '99	3	66	.1	.3	4	33	.1	.3	3	23	.1	.2	2	32	.2	.2	2	16	.1	.4
SP '99	1	22	.1	.1					3	22	.1	.2	1	22	.1	.1				
WI '99	6	58	.1	.6	9	28	.2	.6	7	35	.1	.5	9	47	.2	.7	4	33	.1	.8
4-Book	4	56	.1	.4	6	29	.1	.4	7	34	.2	.5	3	33	.1	.3	2	15	.1	.4
FA '98	12	94	.2	1.2	11	53	.2	.8	18	61	.3	1.2	19	60	.3	1.5	5	38	.1	.9
+WEMG-FM																				
FA '99	13	184	.2	1.3	14	111	.3	1.1	18	100	.3	1.3	15	103	.3	1.2	6	99	.1	1.1
SU '99	14	196	.2	1.5	15	80	.3	1.2	13	68	.2	1.0	25	147	.4	2.1	10	69	.2	1.9
SP '99	**	**	**	**	**	**	**	**	**	**	**	**	**	**	**	**	**	**	**	**
WI '99	1	20	.1	.1					1	10	.1	.1	1	10	.1	.1	1	9	.1	.2
4-Book	**	**	**	**	**	**	**	**	**	**	**	**	**	**	**	**	**	**	**	**
FA '98	2	36	.2	.2					5	18	.1	.3	1	19	.1	.1		9		
WHAT-AM																				
FA '99	1	27	.1	.1	2	11	.1	.2												
SU '99	4	32	.1	.4	5	10	.1	.4	8	16	.1	.6	2	12	.2	.2	3	16	.1	.6
SP '99	1	25	.1	.1	1	18	.1	.1	1	7	.1	.1								
WI '99	1	57	.1	.1	1	11	.1	.1	1	15	.1	.1	1	19	.1	.1				
4-Book	2	35	.2	.2	2	13	.2	.2	3	10	.2	.2	1	8	.1	.1	1	4	.1	.2
FA '98	2	40	.2	.2	5	16	.1	.4	3	12	.1	.2		12						

** Station(s) not reported this survey.

* Listener estimates adjusted for reported broadcast schedule.

+ Station(s) changed call letters - see Page 13.

4-Book: Avg. of current and previous 3 surveys.
2-Book: Avg. of most recent 2 surveys.

Target Listener Trends

Women 18-34

	Monday-Sunday 6AM-MID				Monday-Friday 6AM-10AM				Monday-Friday 10AM-3PM				Monday-Friday 3PM-7PM				Monday-Friday 7PM-MID				
	AQH (00)	Cume (00)	AQH Rtg	AQH Shr	AQH (00)	Cume (00)	AQH Rtg	AQH Shr	AQH (00)	Cume (00)	AQH Rtg	AQH Shr	AQH (00)	Cume (00)	AQH Rtg	AQH Shr	AQH (00)	Cume (00)	AQH Rtg	AQH Shr	
	W100-FM																				
FA '99	117	1907	2.1	12.0	134	1016	2.4	10.5	170	1097	3.1	12.5	168	1342	3.0	13.8	60	792	1.1	11.3	
SU '99	91	1930	1.6	9.6	98	841	1.7	7.9	130	984	2.3	9.6	123	1167	2.2	10.6	57	713	1.0	11.0	
SP '99	107	2235	1.9	11.1	119	1213	2.1	8.9	174	1244	3.1	12.0	147	1389	2.6	12.1	40	866	.7	8.2	
WI '99	81	1755	1.4	8.4	102	796	1.8	7.4	126	1064	2.2	9.1	106	1092	1.9	8.6	38	626	.7	8.0	
4-Book	99	1957	1.8	10.3	113	967	2.0	8.7	150	1097	2.7	10.8	136	1248	2.4	11.3	49	749	.9	9.6	
FA '98	81	1747	1.4	8.0	101	892	1.8	7.4	127	1065	2.2	8.6	105	1091	1.8	8.4	33	641	.6	6.1	
WIP -AM																					
FA '99	1	113	.1	.1	4	43	.1	.3	1	26	.1	.1		17	.1	.1		18	.1	.1	
SU '99	2	191	.2	.2	4	90	.1	.3	1	45	.1	.1	2	62	.2	.2	2	48	.4	.4	
SP '99	2	84	.2	.2	10	51	.2	.8					1	26	.1	.1	1	17	.2	.2	
WI '99	3	160	.1	.3	6	80	.1	.4		9	.1	.1	5	50	.1	.4	2	42	.4	.4	
4-Book	2	137	.2	.2	6	66	.1	.5	1	20	.1	.1	2	39	.2	.2	1	31	.3	.3	
FA '98	4	202	.1	.4	4	29	.1	.3	1	44	.1	.1	4	95	.1	.3	4	63	.1	.7	
WJJZ-FM																					
FA '99	25	394	.4	2.6	27	140	.5	2.1	47	185	.8	3.5	33	194	.6	2.7	12	131	.2	2.3	
SU '99	26	460	.5	2.8	20	184	.4	1.6	37	215	.7	2.7	28	210	.5	2.4	20	217	.4	3.8	
SP '99	35	453	.6	3.6	42	223	.7	3.2	72	222	1.3	5.0	43	246	.8	3.5	13	127	.2	2.7	
WI '99	32	563	.6	3.3	30	231	.5	2.2	60	267	1.1	4.3	33	274	.6	2.7	23	201	.4	4.8	
4-Book	30	468	.5	3.1	30	195	.5	2.3	54	222	1.0	3.9	34	231	.6	2.8	17	169	.3	3.4	
FA '98	32	517	.6	3.1	31	216	.5	2.3	45	214	.8	3.0	42	226	.7	3.4	22	197	.4	4.1	
+WLCE-FM																					
WYXR-FM																					
FA '99	51	1243	.9	5.2	70	688	1.3	5.5	91	604	1.6	6.7	64	774	1.1	5.3	19	418	.3	3.6	
SU '99	59	1319	1.0	6.2	69	641	1.2	5.6	110	632	1.9	8.2	69	744	1.2	5.9	23	454	.4	4.4	
SP '99	55	1483	1.0	5.7	74	715	1.3	5.6	67	652	1.2	4.6	65	805	1.1	5.3	33	500	.6	6.8	
WI '99	78	1628	1.4	8.1	88	744	1.6	6.3	152	740	2.7	11.0	108	840	1.9	8.8	31	456	.5	6.5	
4-Book	61	1418	1.1	6.3	75	697	1.4	5.8	105	657	1.9	7.6	77	791	1.3	6.3	27	457	.5	5.3	
FA '98	72	1616	1.3	7.1	108	909	1.9	7.9	103	816	1.8	7.0	83	919	1.5	6.6	48	586	.8	8.9	
WMGK-FM																					
FA '99	41	922	.7	4.2	44	475	.8	3.4	78	450	1.4	5.7	61	591	1.1	5.0	17	302	.3	3.2	
SU '99	41	941	.7	4.3	41	445	.7	3.3	70	501	1.2	5.2	57	580	1.0	4.9	17	304	.3	3.3	
SP '99	35	926	.6	3.6	40	385	.7	3.0	60	462	1.1	4.1	54	582	1.0	4.4	13	235	.2	2.7	
WI '99	32	975	.6	3.3	32	389	.6	2.3	55	376	1.0	4.0	53	608	.9	4.3	12	237	.2	2.5	
4-Book	37	941	.7	3.9	39	424	.7	3.0	66	447	1.2	4.8	56	590	1.0	4.7	15	270	.3	2.9	
FA '98	44	897	.8	4.3	49	451	.9	3.6	76	421	1.3	5.1	69	551	1.2	5.5	14	178	.2	2.6	
WMMR-FM																					
FA '99	24	717	.4	2.5	32	336	.6	2.5	35	328	.6	2.6	32	406	.6	2.6	7	189	.1	1.3	
SU '99	23	847	.4	2.4	25	342	.4	2.0	35	241	.6	2.6	29	406	.5	2.5	11	319	.2	2.1	
SP '99	30	858	.5	3.1	42	363	.7	3.2	57	345	1.0	3.9	31	399	.5	2.5	10	178	.2	2.1	
WI '99	23	785	.4	2.4	29	341	.5	2.1	34	270	.6	2.5	28	376	.5	2.3	12	259	.2	2.5	
4-Book	25	802	.4	2.6	32	346	.6	2.5	40	296	.7	2.9	30	397	.5	2.5	10	236	.2	2.0	
FA '98	42	812	.7	4.1	52	324	.9	3.8	78	352	1.4	5.3	62	487	1.1	4.9	10	186	.2	1.9	
WNAP-AM																					
FA '99	* 6	55	.1	.6	* 10	41	.2	.8	6	34	.1	.4	* 6	23	.1	.5					
SU '99	1	61	.1	.1	2	15	.1	.2	1	10	.1	.1	1	24	.1	.1	**	**	**	**	
SP '99	1	11	.1	.1		3	.1	.1	1	11	.1	.1					**	**	**	**	
WI '99	4	59	.1	.4	6	24	.1	.4	5	30	.1	.4	4	19	.1	.3	**	**	**	**	
4-Book	3	47	.1	.3	5	21	.1	.4	3	21	.1	.3	3	17	.1	.2	**	**	**	**	
FA '98	**	**	**	**	**	**	**	**	**	**	**	**	**	**	**	**	**	**	**	**	**
WUGL-FM																					
FA '99	17	526	.3	1.7	22	241	.4	1.7	38	222	.7	2.8	17	223	.3	1.4	6	153	.1	1.1	
SU '99	11	397	.2	1.2	13	181	.2	1.0	21	168	.4	1.6	9	153	.2	.8	5	95	.1	1.0	
SP '99	20	537	.4	2.1	28	212	.5	2.1	33	191	.6	2.3	15	174	.3	1.2	11	128	.2	2.3	
WI '99	14	462	.2	1.5	20	193	.4	1.4	19	170	.3	1.4	20	237	.4	1.6	4	128	.1	.8	
4-Book	16	481	.3	1.6	21	207	.4	1.6	28	188	.5	2.0	15	197	.3	1.3	7	126	.1	1.3	
FA '98	22	616	.4	2.2	21	259	.4	1.5	44	251	.8	3.0	26	245	.5	2.1	5	122	.1	.9	

Target Listener Trends - Women 18-34

** Station(s) not reported this survey.

* Listener estimates adjusted for reported broadcast schedule.

+ Station(s) changed call letters - see Page 13.

4-Book: Avg. of current and previous 3 surveys.
2-Book: Avg. of most recent 2 surveys.

Target Listener Trends

Women 18-34																			
Monday-Sunday 6AM-MID				Monday-Friday 6AM-10AM				Monday-Friday 10AM-3PM				Monday-Friday 3PM-7PM				Monday-Friday 7PM-MID			
AQH (00)	Cume (00)	AQH Rtg	AQH Shr	AQH (00)	Cume (00)	AQH Rtg	AQH Shr	AQH (00)	Cume (00)	AQH Rtg	AQH Shr	AQH (00)	Cume (00)	AQH Rtg	AQH Shr	AQH (00)	Cume (00)	AQH Rtg	AQH Shr
WPEN-AM																			
FA '99	2	28	.2	2	9	.2						2	9	.2		1	9	.2	
SU '99	9	37	.2	10	20	.2	.8	16	20	.3	1.2	10	18	.2	.9	6	9	.1	1.2
SP '99	2	43	.2	2	8	.2		2	18	.1		2	8	.2		1	17		.2
WI '99	2	29	.2	2	29	.1	.1	3	10	.1	.2	1	20	.1	.1		10		
4-Book	4	34	.1	4	17	.1	.3	5	12	.1	.4	4	14	.1	.4	2	11		.4
FA '98		10																	
WPHI-FM																			
FA '99	54	1188	1.0	61	520	1.1	4.8	45	599	.8	3.3	74	766	1.3	6.1	44	479	.8	8.3
SU '99	38	998	.7	31	415	.5	2.5	54	501	1.0	4.0	56	578	1.0	4.8	25	336	.4	4.8
SP '99	43	1122	.8	45	522	.8	3.4	49	593	.9	3.4	62	631	1.1	5.1	26	432	.5	5.3
WI '99	58	1038	1.0	60	502	1.1	4.3	68	573	1.2	4.9	76	680	1.3	6.2	58	557	1.0	12.2
4-Book	48	1087	.9	49	490	.9	3.8	54	567	1.0	3.9	67	664	1.2	5.6	38	451	.7	7.7
FA '98	55	1079	1.0	55	519	1.0	4.0	66	589	1.2	4.5	79	690	1.4	6.3	43	489	.8	8.0
WPHT-AM																			
FA '99	1	18	.1	1	9	.1		1	18	.1		1	18	.1			9		
SU '99	3	45	.1	7	10	.1	.6					8	26	.1	.7		8		
SP '99	1	31	.1	1	5	.1						1	13	.1	.1	1	16		.2
WI '99	1	45	.1	2	26	.1	.1					5	10	.1	.4	1	19		.2
4-Book	2	35	.2	3	13	.2		5				4	17	.1	.3	1	13		.1
FA '98	1	49	.1	4	8	.1	.3		4			2	23	.2			9		
WPLY-FM																			
FA '99	58	1393	1.0	68	732	1.2	5.3	86	723	1.5	6.3	83	858	1.5	6.8	24	470	.4	4.5
SU '99	68	1589	1.2	77	721	1.4	6.2	96	807	1.7	7.1	100	1096	1.8	8.6	32	561	.6	6.2
SP '99	68	1513	1.2	81	734	1.4	6.1	101	828	1.8	7.0	99	991	1.7	8.1	33	541	.6	6.8
WI '99	46	1329	.8	69	683	1.2	5.0	52	617	.9	3.8	67	856	1.2	5.5	26	541	.5	5.5
4-Book	60	1456	1.1	74	718	1.3	5.7	84	744	1.5	6.1	87	950	1.6	7.3	29	528	.5	5.8
FA '98	41	1257	.7	48	609	.8	3.5	53	560	.9	3.6	68	884	1.2	5.4	20	464	.4	3.7
WSSJ-AM																			
FA '99	7	70	.1	6	38	.1	.5	9	43	.2	.7	7	33	.1	.6	1	23		.2
SU '99	4	61	.1	11	43	.2	.9	2	16		.1	6	35	.1	.5	4	25	.1	.8
SP '99	2	32	.2	3	7	.1	.2	2	21		.1	4	21	.1	.3	1	7		.2
WI '99	4	37	.1	7	28	.1	.5	1	28		.1	2	15		.2	3	14	.1	.6
4-Book	4	50	.1	7	29	.1	.5	4	27	.1	.3	5	26	.1	.4	2	17	.1	.5
FA '98	**	**	**	**	**	**	**	**	**	**	**	**	**	**	**	**	**	**	**
WUSL-FM																			
FA '99	117	1603	2.1	143	843	2.6	11.2	116	850	2.1	8.5	139	957	2.5	11.4	99	835	1.8	18.6
SU '99	81	1398	1.4	118	765	2.1	9.5	85	674	1.5	6.3	106	802	1.9	9.1	50	570	.9	9.6
SP '99	82	1408	1.4	104	765	1.8	7.8	98	764	1.7	6.8	94	842	1.7	7.7	64	636	1.1	13.1
WI '99	82	1347	1.4	138	692	2.4	10.0	94	745	1.7	6.8	99	748	1.7	8.1	50	592	.9	10.5
4-Book	91	1439	1.6	126	766	2.2	9.6	98	758	1.8	7.1	110	837	2.0	9.1	66	658	1.2	13.0
FA '98	109	1567	1.9	150	851	2.6	11.0	139	836	2.4	9.4	118	916	2.1	9.4	75	653	1.3	13.9
WWDB-FM																			
FA '99	10	337	.2	10	117	.2	.8	15	163	.3	1.1	14	148	.3	1.2	8	84	.1	1.5
SU '99	10	275	.2	6	89	.1	.5	23	133	.4	1.7	7	41	.1	.6	6	66	.1	1.2
SP '99	15	255	.3	16	118	.3	1.2	42	165	.7	2.9	12	109	.2	1.0	3	59	.1	.6
WI '99	11	232	.2	8	78	.1	.6	31	127	.5	2.2	10	62	.2	.8	1	29		.2
4-Book	12	275	.2	10	101	.2	.8	28	147	.5	2.0	11	90	.2	.9	5	60	.1	.9
FA '98	8	307	.1	9	99	.2	.7	12	100	.2	.8	5	78	.1	.4	4	46	.1	.7
WXTU-FM																			
FA '99	28	474	.5	41	247	.7	3.2	41	257	.7	3.0	44	314	.8	3.6	6	159	.1	1.1
SU '99	28	478	.5	47	290	.8	3.8	44	309	.8	3.3	39	325	.7	3.3	7	150	.1	1.3
SP '99	36	524	.6	53	321	.9	4.0	48	245	.8	3.3	50	331	.9	4.1	17	219	.3	3.5
WI '99	29	423	.5	41	242	.7	3.0	43	185	.8	3.1	45	315	.8	3.7	4	124	.1	.8
4-Book	30	475	.5	46	275	.8	3.5	44	249	.8	3.2	45	321	.8	3.7	9	163	.2	1.7
FA '98	46	630	.8	59	374	1.0	4.3	65	370	1.1	4.4	67	441	1.2	5.3	16	207	.3	3.0

** Station(s) not reported this survey.

* Listener estimates adjusted for reported broadcast schedule.

+ Station(s) changed call letters - see Page 13.

4-Book: Avg. of current and previous 3 surveys.
2-Book: Avg. of most recent 2 surveys.

Target Listener Trends

Women 18-34

	Monday-Sunday 6AM-MID				Monday-Friday 6AM-10AM				Monday-Friday 10AM-3PM				Monday-Friday 3PM-7PM				Monday-Friday 7PM-MID			
	AQH (00)	Cume (00)	AQH Rtg	AQH Shr	AQH (00)	Cume (00)	AQH Rtg	AQH Shr	AQH (00)	Cume (00)	AQH Rtg	AQH Shr	AQH (00)	Cume (00)	AQH Rtg	AQH Shr	AQH (00)	Cume (00)	AQH Rtg	AQH Shr
WYSP-FM																				
FA '99	39	1107	.7	4.0	127	630	2.3	9.9	29	381	.5	2.1	16	295	.3	1.3	15	207	.3	2.8
SU '99	50	1146	.9	5.3	159	743	2.8	12.8	55	477	1.0	4.1	27	338	.5	2.3	10	295	.2	1.9
SP '99	63	1247	1.1	6.5	178	826	3.1	13.4	67	459	1.2	4.6	48	429	.8	3.9	34	318	.6	7.0
WI '99	56	1288	1.0	5.8	183	904	3.2	13.2	55	599	1.0	4.0	43	485	.8	3.5	20	252	.4	4.2
4-Book	52	1197	.9	5.4	162	776	2.9	12.3	52	479	.9	3.7	34	387	.6	2.8	20	268	.4	4.0
FA '98	48	1116	.8	4.7	145	716	2.6	10.6	54	419	1.0	3.7	36	395	.6	2.9	11	232	.2	2.0
WJBR-FM																				
FA '99	4	140	.1	.4	5	36	.1	.4	1	38		.1	5	65	.1	.4	3	37	.1	.6
SU '99	10	227	.2	1.1	13	93	.2	1.0	20	86	.4	1.5	11	74	.2	.9	7	81	.1	1.3
SP '99	6	195	.1	.6	3	52	.1	.2	4	66	.1	.3	14	104	.2	1.1	9	89	.2	1.8
WI '99	9	178	.2	.9	15	73	.3	1.1	17	64	.3	1.2	7	99	.1	.6	2	56	.2	.4
4-Book	7	185	.2	.8	9	64	.2	.7	11	64	.2	.8	9	86	.2	.8	5	66	.1	1.0
FA '98	7	269	.1	.7	8	109	.1	.6	11	134	.2	.7	14	153	.2	1.1	4	73	.1	.7
WKXV-FM																				
FA '99	7	233	.1	.7	8	92	.1	.6	14	98	.3	1.0	9	125	.2	.7	2	57		.4
SU '99	9	319	.2	1.0	10	159	.2	.8	18	116	.3	1.3	11	138	.2	.9	3	120	.1	.6
SP '99	12	196	.2	1.2	16	93	.3	1.2	18	86	.3	1.2	21	133	.4	1.7	6	68	.1	1.2
WI '99	8	252	.1	.8	8	93	.1	.6	13	93	.2	.9	21	176	.4	1.7	2	45		.4
4-Book	9	250	.2	.9	11	109	.2	.8	16	98	.3	1.1	16	143	.3	1.3	3	73	.1	.7
FA '98	13	268	.2	1.3	9	67	.2	.7	23	125	.4	1.6	18	133	.3	1.4	10	80	.2	1.9
WLEV-FM																				
FA '99	4	91	.1	.4	5	55	.1	.4	8	45	.1	.6	4	46	.1	.3	1	27		.2
SU '99	**	**	**	**	**	**	**	**	**	**	**	**	**	**	**	**	**	**	**	**
SP '99	6	99	.1	.6	7	51	.1	.5	14	47	.2	1.0	10	64	.2	.8	1	8		.2
WI '99	**	**	**	**	**	**	**	**	**	**	**	**	**	**	**	**	**	**	**	**
4-Book	**	**	**	**	**	**	**	**	**	**	**	**	**	**	**	**	**	**	**	**
FA '98	**	**	**	**	**	**	**	**	**	**	**	**	**	**	**	**	**	**	**	**
WNJO-FM																				
FA '99	1	69		.1	1	11		.1	1	31		.1	2	34		.2	1	29		.2
SU '99	3	117	.1	.3	5	67	.1	.4	6	78	.1	.4	2	45		.2	1	30		.2
SP '99	7	135	.1	.7	8	56	.1	.6	14	78	.2	1.0	7	59	.1	.6		26		
WI '99	7	129	.1	.7	7	54	.1	.5	13	63	.2	.9	7	54	.1	.6	2	37		.4
4-Book	5	113	.1	.5	5	47	.1	.4	9	63	.1	.6	5	48	.1	.4	1	31		.2
FA '98	3	58	.1	.3	2	38		.1	9	29	.2	.6	4	19	.1	.3				
WPST-FM																				
FA '99	37	1048	.7	3.8	54	589	1.0	4.2	52	594	.9	3.8	50	730	.9	4.1	14	341	.3	2.6
SU '99	27	906	.5	2.9	35	462	.6	2.8	35	399	.6	2.6	40	483	.7	3.4	18	352	.3	3.5
SP '99	35	1110	.6	3.6	47	538	.8	3.5	56	535	1.0	3.9	47	672	.8	3.9	16	346	.3	3.3
WI '99	30	994	.5	3.1	34	436	.6	2.5	50	462	.9	3.6	46	586	.8	3.7	13	282	.2	2.7
4-Book	32	1015	.6	3.4	43	506	.6	3.3	48	498	.9	3.5	46	618	.8	3.8	15	330	.3	3.0
FA '98	30	925	.5	2.9	39	379	.7	2.9	43	378	.8	2.9	42	505	.7	3.4	12	207	.2	2.2
WSTV-FM																				
FA '99	6	360	.1	.6	7	127	.1	.5	6	150	.1	.4	8	171	.1	.7	3	75	.1	.6
SU '99	11	318	.2	1.2	18	146	.3	1.5	10	93	.2	.7	13	185	.2	1.1	7	120	.1	1.3
SP '99	**	**	**	**	**	**	**	**	**	**	**	**	**	**	**	**	**	**	**	**
WI '99	**	**	**	**	**	**	**	**	**	**	**	**	**	**	**	**	**	**	**	**
4-Book	**	**	**	**	**	**	**	**	**	**	**	**	**	**	**	**	**	**	**	**
FA '98	**	**	**	**	**	**	**	**	**	**	**	**	**	**	**	**	**	**	**	**
TOTALS																				
FA '99	973	5390	17.5		1278	4851	22.9		1360	4329	24.4		1216	4751	21.8		532	3698	9.5	
SU '99	945	5465	16.6		1240	4604	21.8		1349	4316	23.8		1165	4754	20.5		520	3742	9.2	
SP '99	966	5591	17.0		1331	4820	23.4		1451	4570	25.6		1219	4842	21.5		487	3567	8.6	
WI '99	964	5455	17.0		1386	4835	24.4		1382	4408	24.3		1228	4785	21.6		475	3582	8.4	
4-Book	962	5475	17.0		1309	4778	23.1		1386	4406	24.5		1207	4783	21.4		504	3647	8.9	
FA '98	1017	5519	17.9		1364	4800	24.0		1479	4378	26.1		1253	4745	22.1		540	3426	9.5	

** Station(s) not reported this survey.

* Listener estimates adjusted for reported broadcast schedule.

+ Station(s) changed call letters - see Page 13.

4-Book: Avg. of current and previous 3 surveys.
2-Book: Avg. of most recent 2 surveys.

Target Listener Trends - Women 18-34

Target Listener Estimates

Women 18-34																				
Monday-Friday 6AM-7PM				Weekend 6AM-MID				Saturday 6AM-10AM				Saturday 10AM-3PM				Saturday 3PM-7PM				
AQH (00)	Cume (00)	AQH Rtg	AQH Shr	AQH (00)	Cume (00)	AQH Rtg	AQH Shr	AQH (00)	Cume (00)	AQH Rtg	AQH Shr	AQH (00)	Cume (00)	AQH Rtg	AQH Shr	AQH (00)	Cume (00)	AQH Rtg	AQH Shr	
KYW -AM																				
FA '99	31	683	.6	2.4	13	344	.2	1.9	17	119	.3	3.1	11	74	.2	1.0	14	82	.3	1.8
4-Book	27	655	.5	2.1	9	282	.2	1.4	18	106	.3	3.5	8	61	.2	.8	8	54	.2	.9
WBEB-FM																				
FA '99	96	879	1.7	7.4	37	555	.7	5.3	36	137	.6	6.6	65	180	1.2	5.7	27	127	.5	3.4
4-Book	115	945	2.0	8.7	36	522	.7	5.6	31	101	.6	6.1	59	165	1.1	5.4	32	118	.6	3.9
WDAS-AM																				
FA '99	10	103	.2	.8	8	108	.1	1.1	3	9	.1	.5	1	7	.1	.5	5	13	.1	.6
4-Book	14	99	.2	1.0	10	97	.2	1.5	10	20	.2	1.9	5	12	.1	.5	8	15	.1	1.0
WDAS-FM																				
FA '99	84	681	1.5	6.5	59	557	1.1	8.4	43	132	.8	7.9	78	195	1.4	6.8	61	142	1.1	7.7
4-Book	82	686	1.5	6.3	56	519	1.0	8.5	34	94	.6	6.8	68	184	1.2	6.1	65	154	1.2	8.0
+WEJM-FM																				
FA '99	81	770	1.5	6.3	33	479	.6	4.7	21	95	.4	3.8	75	229	1.3	6.6	41	171	.7	5.2
4-Book	76	946	1.4	5.8	34	565	.6	5.2	26	117	.5	5.2	70	262	1.2	6.3	48	196	.8	5.8
+WEMG-AM																				
FA '99	9	79	.2	.7	4	17	.1	.6	8	8	.1	1.5	8	8	.1	.7	3	6	.1	.4
4-Book	5	54	.1	.4	3	21	.1	.5	4	5	.1	.8	6	12	.1	.5	3	6	.1	.4
+WEMG-FM																				
FA '99	16	165	.3	1.2	13	108	.2	1.9	6	41	.1	1.1	32	87	.6	2.8	14	34	.3	1.8
4-Book	**	**	**	**	**	**	**	**	**	**	**	**	**	**	**	**	**	**	**	**
WHAT-AM																				
FA '99	1	11	.1	.1	1	16	.1	.1	3	3	.1	.5	1	3	.1	.1	2	3	.1	.3
4-Book	2	24	.2	.2	2	20	.3	.3	3	3	.1	.5	1	3	.1	.1	2	3	.1	.3
WIOQ-FM																				
FA '99	158	1716	2.8	12.2	81	1089	1.5	11.6	56	259	1.0	10.2	125	516	2.2	11.0	97	398	1.7	12.3
4-Book	135	1735	2.4	10.3	69	1085	1.2	10.6	50	219	.9	9.9	136	522	2.4	12.4	89	356	1.6	11.1
WIP -AM																				
FA '99	2	60	.2	.2	2	61	.3	.3	2	10	.3	.3	2	8	.2	.2	2	8	.3	.3
4-Book	3	93	.1	.3	2	60	.3	.3	2	10	.3	.3	3	16	.1	.3	1	4	.1	.1
WJJZ-FM																				
FA '99	37	279	.7	2.9	14	172	.3	2.0	7	26	.1	1.3	20	54	.4	1.8	11	27	.2	1.4
4-Book	41	341	.8	3.1	19	225	.4	2.9	23	56	.4	4.6	35	84	.6	3.2	21	57	.4	2.5
+WLCE-FM																				
WYXR-FM																				
FA '99	76	1041	1.4	5.9	27	552	.5	3.9	22	100	.4	4.0	54	209	1.0	4.7	32	133	.6	4.1
4-Book	87	1155	1.6	6.7	37	642	.7	5.8	24	109	.4	4.7	68	251	1.2	6.2	47	168	.8	5.9
WMGK-FM																				
FA '99	62	838	1.1	4.8	20	346	.4	2.9	7	36	.1	1.3	38	188	.7	3.3	35	109	.6	4.4
4-Book	55	826	1.0	4.2	21	411	.4	3.3	13	66	.2	2.5	41	183	.8	3.7	31	127	.6	3.9
WMNR-FM																				
FA '99	33	605	.6	2.6	18	325	.3	2.6	15	46	.3	2.7	35	153	.6	3.1	25	119	.4	3.2
4-Book	35	632	.6	2.7	18	389	.3	2.7	10	52	.2	2.0	29	141	.5	2.6	26	121	.4	3.2
WNAP-AM																				
FA '99	* 7	48	.1	.5	* 4	24	.1	.6	* 4	10	.1	.7	2	17	.2	.2	* 5	10	.1	.6
4-Book	4	36	.1	.3	2	26	.4	.4	1	3	.2	.2	2	11	.2	.2	2	3	.1	.2
WVGL-FM																				
FA '99	27	398	.5	2.1	7	136	.1	1.0	9	39	.2	1.6	9	60	.2	.8	14	28	.3	1.8
4-Book	22	363	.4	1.7	10	178	.2	1.6	8	39	.2	1.6	15	67	.3	1.3	14	61	.3	1.7
WPEN-AM																				
FA '99	1	18	.1	.1	3	18	.1	.4	9	9	.2	.8	9	9	.2	.8	9	9	.2	1.1
4-Book	5	26	.1	.3	3	19	.1	.5	5	7	.1	1.1	10	14	.2	.9	7	7	.1	.8

** Station(s) not reported this survey.

* Listener estimates adjusted for reported broadcast schedule.

+ Station(s) changed call letters - see Page 13.

4-Book: Avg. of current and previous 3 surveys.
2-Book: Avg. of most recent 2 surveys.

Target Listener Estimates

Women 18-34

Target Listener Estimates - Women 18-34

	Monday-Friday 6AM-7PM				Weekend 6AM-MID				Saturday 6AM-10AM				Saturday 10AM-3PM				Saturday 3PM-7PM			
	AQH (00)	Cume (00)	AQH Rtg	AQH Shr	AQH (00)	Cume (00)	AQH Rtg	AQH Shr	AQH (00)	Cume (00)	AQH Rtg	AQH Shr	AQH (00)	Cume (00)	AQH Rtg	AQH Shr	AQH (00)	Cume (00)	AQH Rtg	AQH Shr
WPHI-FM																				
FA '99	59	1031	1.1	4.6	53	737	1.0	7.6	42	155	.8	7.7	77	274	1.4	6.7	63	217	1.1	8.0
4-Book	57	952	1.0	4.3	41	634	.8	6.3	34	137	.6	6.6	72	267	1.3	6.6	56	199	1.0	6.9
WPHT-AM																				
FA '99	1	18		.1		9				4										
4-Book	2	21		.2	1	22		.1	2	4		.3								
WPLY-FM																				
FA '99	80	1195	1.4	6.2	42	756	.8	6.0	25	172	.4	4.6	70	279	1.3	6.1	63	225	1.1	8.0
4-Book	82	1297	1.5	6.3	43	805	.8	6.6	23	137	.4	4.5	80	357	1.4	7.2	63	244	1.1	7.7
WSSJ-AM																				
FA '99	7	61	.1	.5	10	61	.2	1.4	10	23	.2	1.8	18	28	.3	1.6	24	38	.4	3.0
4-Book	5	43	.1	.4	5	31	.1	.7	5	15	.1	1.0	9	17	.2	.8	10	16	.2	1.2
WUSL-FM																				
FA '99	132	1393	2.4	10.2	102	1048	1.8	14.6	75	233	1.3	13.7	191	493	3.4	16.7	91	346	1.6	11.5
4-Book	111	1233	2.0	8.5	72	894	1.3	11.0	56	192	1.0	10.9	118	368	2.1	10.6	89	290	1.6	11.1
WWDB-FM																				
FA '99	13	281	.2	1.0	7	124	.1	1.0	7	19	.1	1.3	1	19		.1	3	18	.1	.4
4-Book	17	210	.3	1.3	7	102	.1	1.1	5	11	.1	.9	4	14	.1	.3	3	11	.1	.3
WXTU-FM																				
FA '99	42	404	.8	3.3	16	237	.3	2.3	19	92	.3	3.5	25	122	.4	2.2	9	47	.2	1.1
4-Book	45	409	.8	3.4	19	272	.4	2.9	21	92	.4	4.1	30	145	.5	2.7	23	85	.4	2.8
WYSP-FM																				
FA '99	55	851	1.0	4.3	28	476	.5	4.0	34	86	.6	6.2	33	123	.6	2.9	27	124	.5	3.4
4-Book	80	1049	1.4	6.1	25	443	.4	3.7	19	73	.4	3.7	39	164	.7	3.6	32	144	.6	4.0
WJBR-FM																				
FA '99	4	112	.1	.3	6	66	.1	.9	8	19	.1	1.5	1	19		.1	4	11	.1	.5
4-Book	10	134	.2	.8	4	70	.1	.7	5	13	.1	.9	6	20	.1	.6	6	20	.1	.8
WKXW-FM																				
FA '99	11	182	.2	.9	3	75	.1	.4					1	7		.1	4	25	.1	.5
4-Book	14	203	.2	1.1	3	70	.1	.4	1	4		.2	5	21	.1	.4	3	15	.1	.3
WLEV-FM																				
FA '99	6	73	.1	.5	1	37		.1					4	28	.1	.4				
4-Book	**	**	**	**	**	**	**	**	**	**	**	**	**	**	**	**	**	**	**	**
WNJO-FM																				
FA '99	1	61		.1		8														
4-Book	6	92	.1	.5	4	47	.1	.6	1	6		.3	6	18	.1	.6	3	9		.4
WPST-FM																				
FA '99	52	991	.9	4.0	26	606	.5	3.7	20	74	.4	3.7	40	236	.7	3.5	34	173	.6	4.3
4-Book	46	914	.8	3.5	20	489	.4	3.0	15	72	.3	2.8	36	198	.7	3.2	28	146	.5	3.5
WSTW-FM																				
FA '99	7	265	.1	.5	5	127	.1	.7	6	20	.1	1.1	4	39	.1	.4	8	77	.1	1.0
4-Book	**	**	**	**	**	**	**	**	**	**	**	**	**	**	**	**	**	**	**	**
TOTALS																				
FA '99	1291	5372	23.2		701	4458	12.6		547	1602	9.8		1141	2856	20.5		790	2053	14.2	
4-Book	1307	5412	23.2		653	4539	11.6		507	1515	9.0		1103	2851	19.5		810	2173	14.3	

** Station(s) not reported this survey.

* Listener estimates adjusted for reported broadcast schedule.

+ Station(s) changed call letters - see Page 13.

4-Book: Avg. of current and previous 3 surveys.
2-Book: Avg. of most recent 2 surveys.

Target Listener Estimates

Women 18-34																					
Saturday 7PM-MID				Sunday 6AM-10AM				Sunday 10AM-3PM				Sunday 3PM-7PM				Sunday 7PM-MID					
AQH (00)	Cume (00)	AQH Rtg	AQH Shr	AQH (00)	Cume (00)	AQH Rtg	AQH Shr	AQH (00)	Cume (00)	AQH Rtg	AQH Shr	AQH (00)	Cume (00)	AQH Rtg	AQH Shr	AQH (00)	Cume (00)	AQH Rtg	AQH Shr		
KYW -AM																					
FA '99	5	28	.1	.9	19	100	.3	4.2	27	88	.5	2.8	8	26	.1	1.2	3	28	.1	.8	
4-Book	6	47	.1	1.1	17	77	.3	4.4	11	59	.2	1.3	6	36	.1	1.0	3	33	.1	.9	
WBEB-FM																					
FA '99	22	73	.4	3.8	27	129	.5	6.0	51	176	.9	5.4	30	114	.5	4.4	36	122	.6	9.2	
4-Book	25	98	.4	4.6	27	98	.5	6.8	46	154	.8	5.9	31	88	.6	5.5	33	113	.6	8.8	
WDAS-AM																					
FA '99	1	9		.2	26	62	.5	5.8	19	79	.3	2.0	9	22	.2	1.3	1	7		.3	
4-Book	2	5		.4	24	52	.5	5.9	20	62	.4	2.5	6	14	.1	.9	5	14	.1	1.2	
WDAS-FM																					
FA '99	57	116	1.0	9.8	26	99	.5	5.8	63	146	1.1	6.6	57	104	1.0	8.4	79	148	1.4	20.3	
4-Book	57	142	1.0	10.4	35	93	.6	9.2	49	151	.9	6.0	52	105	.9	8.6	80	155	1.4	20.0	
+WEJM-FM																					
FA '99	24	96	.4	4.1	13	56	.2	2.9	51	165	.9	5.4	19	76	.3	2.8	14	39	.3	3.6	
4-Book	27	115	.5	5.0	12	62	.2	3.0	42	179	.8	5.2	33	159	.6	5.6	12	60	.2	3.1	
+WEMG-AM																					
FA '99					8	8	.1	1.8	8	8	.1	.8	1	8		.1					
4-Book	1	3		.2	2	3		.5	5	9	.1	.6	3	8		.5					
+WEMG-FM																					
FA '99	5	47	.1	.9	7	29	.1	1.6	9	38	.2	.9	9	20	.2	1.3	17	54	.3	4.4	
4-Book	**	**	**	**	**	**	**	**	**	**	**	**	**	**	**	**	**	**	**	**	**
WHAT-AM																					
FA '99					7	16	.1	1.6		9											
4-Book	1	4		.3	5	9	.1	1.2	3	14	.1	.4		2							
WIOQ-FM																					
FA '99	80	370	1.4	13.7	43	171	.8	9.6	107	395	1.9	11.3	83	323	1.5	12.2	47	157	.8	12.1	
4-Book	63	272	1.1	11.5	28	123	.5	7.1	75	342	1.4	9.2	60	269	1.1	9.8	41	183	.7	10.4	
WIP -AM																					
FA '99					2	9		.4	7	35	.1	.7	2	18		.3		9			
4-Book	1	4		.1	1	4		.1	3	12		.3	5	21	.1	.8	3	11		.8	
WJZ-FM																					
FA '99	11	35	.2	1.9	7	17	.1	1.6	20	48	.4	2.1	20	62	.4	2.9	13	36	.2	3.3	
4-Book	23	76	.4	4.2	9	25	.2	2.3	13	47	.3	1.6	12	40	.2	1.9	14	48	.2	3.5	
+WLCE-FM																					
WYXR-FM																					
FA '99	18	139	.3	3.1	19	86	.3	4.2	42	165	.8	4.4	14	85	.3	2.1	10	68	.2	2.6	
4-Book	35	148	.6	6.4	13	68	.2	3.4	52	216	1.0	6.7	34	142	.6	5.9	17	96	.3	4.3	
WMGK-FM																					
FA '99	10	55	.2	1.7	3	27	.1	.7	20	118	.4	2.1	33	82	.6	4.9	14	65	.3	3.6	
4-Book	13	75	.3	2.3	6	27	.1	1.5	29	134	.5	3.7	24	84	.4	3.8	10	51	.2	2.4	
WMMR-FM																					
FA '99	12	86	.2	2.1	4	26	.1	.9	22	70	.4	2.3	26	92	.5	3.8	6	61	.1	1.5	
4-Book	12	80	.2	2.2	5	20	.1	1.2	22	103	.4	2.8	27	101	.5	4.7	9	54	.2	2.4	
WNAP-AM																					
FA '99					* 10	10	.2	2.2	1	7		.1	* 12	17	.2	1.8					
4-Book	**	**	**	**	6	10	.1	1.3	1	9		.2	3	6	.1	.5	**	**	**	**	
WUGL-FM																					
FA '99	3	22	.1	.5	2	10		.4	3	27	.1	.3	12	19	.2	1.8	5	11	.1	1.3	
4-Book	6	33	.1	1.1	12	34	.2	3.2	11	50	.2	1.4	13	30	.2	2.2	5	12	.1	1.2	
WPEN-AM																					
FA '99	4	9	.1	.7					4	9	.1	.4									
4-Book	3	6	.1	.5					1	2		.1	1	2		.1		2		.1	

** Station(s) not reported this survey.

* Listener estimates adjusted for reported broadcast schedule.

+ Station(s) changed call letters - see Page 13.

4-Book: Avg. of current and previous 3 surveys.
2-Book: Avg. of most recent 2 surveys.

Target Listener Estimates

Women 18-34

Target Listener Estimates - Women 18-34

	Saturday 7PM-MID				Sunday 6AM-10AM				Sunday 10AM-3PM				Sunday 3PM-7PM				Sunday 7PM-MID			
	AQH (00)	Cume (00)	AQH Rtg	AQH Shr	AQH (00)	Cume (00)	AQH Rtg	AQH Shr	AQH (00)	Cume (00)	AQH Rtg	AQH Shr	AQH (00)	Cume (00)	AQH Rtg	AQH Shr	AQH (00)	Cume (00)	AQH Rtg	AQH Shr
WPHI-FM																				
FA '99	50	218	.9	8.6	31	97	.6	6.9	71	268	1.3	7.5	50	150	.9	7.4	32	113	.6	8.2
4-Book	44	195	.8	7.9	16	68	.3	4.1	43	176	.8	5.4	33	135	.6	5.4	24	88	.4	6.3
WPHT-AM																				
FA '99					1	9		.2					1	9		.1				
4-Book					2	10	.1	.6	1	4		.1	1	7		.1	2	7		.5
WPLY-FM																				
FA '99	66	235	1.2	11.3	8	67	.1	1.8	31	194	.6	3.3	36	180	.6	5.3	27	115	.5	6.9
4-Book	39	177	.7	7.0	15	89	.3	4.0	50	268	.9	6.4	43	210	.8	7.2	28	131	.5	6.8
VSSJ-AM																				
FA '99	8	22	.1	1.4					10	18	.2	1.1	5	9	.1	.7	8	23	.1	2.1
4-Book	2	7		.4	1	2		.1	6	9	.1	.7	5	9	.1	.8	2	6		.5
WUSL-FM																				
FA '99	85	249	1.5	14.6	98	289	1.8	21.8	151	431	2.7	15.9	82	275	1.5	12.1	35	152	.6	9.0
4-Book	67	242	1.2	12.2	61	191	1.1	15.3	91	305	1.6	11.1	57	196	1.0	9.4	34	125	.6	8.6
WWDB-FM																				
FA '99	1	9		.2	6	26	.1	1.3	28	85	.5	2.9	8	10	.1	1.2				
4-Book	3	14	.1	.5	7	31	.1	1.9	33	77	.6	4.2	3	7		.4	1	2		.2
WXTU-FM																				
FA '99	9	53	.2	1.5	7	37	.1	1.6	32	117	.6	3.4	22	74	.4	3.2	3	34	.1	.8
4-Book	13	58	.2	2.3	16	61	.3	4.4	24	106	.4	2.9	20	67	.4	3.5	6	38	.1	1.5
WYSP-FM																				
FA '99	13	78	.2	2.2	18	33	.3	4.0	53	216	1.0	5.6	42	171	.8	6.2	2	17		.5
4-Book	19	87	.3	3.6	9	30	.1	2.1	37	153	.7	4.5	29	114	.5	4.6	10	52	.2	2.5
WJBR-FM																				
FA '99	13	28	.2	2.2	8	19	.1	1.8	10	10	.2	1.1	8	10	.1	1.2				
4-Book	6	25	.1	1.1	3	12		.7	5	11	.1	.6	3	16	.1	.5	1	8		.3
WKXV-FM																				
FA '99	2	27		.3					10	21	.2	1.1	4	12	.1	.6	1	9		.3
4-Book	3	23	.1	.5	1	2		.1	8	26	.2	1.0	2	5		.2	1	5		.3
WLEV-FM																				
FA '99	2	9		.3	3	18	.1	.7		9			2	9		.3				
4-Book	**	**	**	**	**	**	**	**	**	**	**	**	**	**	**	**	**	**	**	**
WNJO-FM																				
FA '99					3	7	.1	.7	9	22	.2	1.2	7	23	.1	1.3	1	2		.2
4-Book	1	7		.2																
WPST-FM																				
FA '99	25	117	.4	4.3	17	74	.3	3.8	33	163	.6	3.5	32	140	.6	4.7	7	41	.1	1.8
4-Book	16	86	.3	2.8	9	50	.2	2.3	21	137	.4	2.6	22	114	.4	3.7	12	58	.2	3.0
WSTV-FM																				
FA '99	1	10		.2	5	29	.1	1.1	6	31	.1	.6	9	41	.2	1.3	4	21	.1	1.0
4-Book	**	**	**	**	**	**	**	**	**	**	**	**	**	**	**	**	**	**	**	**
TOTALS																				
FA '99	582	1704	10.4	449	1405	8.1	951	2431	17.1	680	1714	12.2	390	1213	7.0					
4-Book	548	1724	9.7	391	1199	7.0	801	2296	14.2	598	1642	10.6	397	1215	7.0					

** Station(s) not reported this survey.

* Listener estimates adjusted for reported broadcast schedule.

+ Station(s) changed call letters - see Page 13.

4-Book: Avg. of current and previous 3 surveys.
2-Book: Avg. of most recent 2 surveys.

Target Listener Trends

Women 18-49

	Monday-Sunday 6AM-MID				Monday-Friday 6AM-10AM				Monday-Friday 10AM-3PM				Monday-Friday 3PM-7PM				Monday-Friday 7PM-MID			
	AQH (00)	Cume (00)	AQH Rtg	AQH Shr	AQH (00)	Cume (00)	AQH Rtg	AQH Shr	AQH (00)	Cume (00)	AQH Rtg	AQH Shr	AQH (00)	Cume (00)	AQH Rtg	AQH Shr	AQH (00)	Cume (00)	AQH Rtg	AQH Shr
KYW -AM																				
FA '99	74	2317	.6	3.9	206	1650	1.8	7.4	42	631	.4	1.6	85	1030	.7	3.6	37	510	.3	4.0
SU '99	71	2528	.6	3.7	203	1687	1.8	7.8	42	877	.4	1.5	84	1176	.7	3.6	28	489	.2	3.0
SP '99	58	2207	.5	2.9	164	1543	1.4	5.7	41	597	.4	1.4	71	971	.6	2.9	14	352	.1	1.6
WI '99	76	2494	.7	3.8	231	1741	2.0	7.6	49	730	.4	1.6	74	1088	.6	3.1	23	445	.2	2.6
4-Book	70	2387	.6	3.6	201	1655	1.8	7.1	44	709	.4	1.5	79	1066	.7	3.3	26	449	.2	2.8
FA '98	63	2204	.5	3.1	194	1496	1.7	6.8	41	678	.4	1.4	62	980	.5	2.5	18	352	.2	1.8
WBEB-FM																				
FA '99	176	2472	1.5	9.2	241	1406	2.1	8.7	340	1322	3.0	12.6	210	1435	1.8	8.9	84	927	.7	9.2
SU '99	173	2543	1.5	9.0	218	1384	1.9	8.3	360	1549	3.1	12.8	211	1399	1.8	9.0	56	780	.5	6.1
SP '99	202	2800	1.7	10.1	267	1664	2.3	9.3	447	1577	3.9	14.7	252	1595	2.2	10.2	65	822	.6	7.3
WI '99	214	2794	1.8	10.7	285	1551	2.5	9.4	405	1599	3.5	13.4	232	1589	2.0	9.7	89	926	.8	10.3
4-Book	191	2652	1.6	9.8	253	1501	2.2	8.9	388	1512	3.4	13.4	226	1505	2.0	9.5	74	864	.7	8.2
FA '98	197	2678	1.7	9.7	268	1642	2.3	9.4	370	1467	3.2	12.6	235	1599	2.0	9.5	69	896	.6	7.1
WDAS-AM																				
FA '99	23	405	.2	1.2	35	222	.3	1.3	18	129	.2	.7	23	145	.2	1.0	10	73	.1	1.1
SU '99	24	342	.2	1.2	42	155	.4	1.6	26	136	.2	.9	23	128	.2	1.0	10	101	.1	1.1
SP '99	17	253	.1	.8	26	119	.2	.9	18	89	.2	.6	15	78	.1	.6	7	45	.1	.8
WI '99	32	367	.3	1.6	52	215	.4	1.7	37	145	.3	1.2	31	136	.3	1.3	16	125	.1	1.8
4-Book	24	342	.2	1.2	39	178	.3	1.4	25	125	.2	.9	23	122	.2	1.0	11	86	.1	1.2
FA '98	21	303	.2	1.0	35	162	.3	1.2	17	86	.1	.6	22	123	.2	.9	5	49	.1	.5
WDAS-FM																				
FA '99	164	1760	1.4	8.5	225	1066	2.0	8.1	185	801	1.6	6.9	172	958	1.5	7.3	128	771	1.1	14.0
SU '99	166	1802	1.4	8.6	217	1038	1.9	8.3	194	892	1.7	6.9	177	945	1.5	7.6	123	864	1.1	13.3
SP '99	170	1760	1.5	8.5	229	1106	2.0	7.9	196	880	1.7	6.5	209	1092	1.8	8.5	130	765	1.1	14.7
WI '99	192	1826	1.7	9.6	266	1110	2.3	8.8	222	971	1.9	7.4	214	1136	1.8	8.9	143	910	1.2	16.5
4-Book	173	1787	1.5	8.8	234	1080	2.1	8.3	199	886	1.7	6.9	193	1033	1.7	8.1	131	828	1.1	14.6
FA '98	190	1838	1.6	9.3	231	1120	2.0	8.1	226	961	2.0	7.7	214	1053	1.8	8.6	163	991	1.4	16.8
+WEJM-FM																				
FA '99	103	1860	.9	5.4	118	1055	1.0	4.2	169	1006	1.5	6.3	157	1135	1.4	6.6	31	541	.3	3.4
SU '99	120	2006	1.0	6.2	122	1023	1.1	4.7	184	1054	1.6	6.5	149	1260	1.3	6.4	60	585	.5	6.5
SP '99	74	1829	.6	3.7	103	858	.9	3.6	108	785	.9	3.6	104	1085	.9	4.2	32	524	.3	3.6
WI '99	74	1992	.6	3.7	121	1089	1.0	4.0	90	886	.8	3.0	108	1286	.9	4.5	28	679	.2	3.2
4-Book	93	1922	.8	4.8	116	1006	1.0	4.1	138	933	1.2	4.9	130	1192	1.1	5.4	38	582	.3	4.2
FA '98	78	1725	.7	3.8	89	953	.8	3.1	123	859	1.1	4.2	116	1106	1.0	4.7	35	584	.3	3.6
+WEMG-AM																				
FA '99	8	103	.1	.4	14	72	.1	.5	17	81	.1	.6	1	31			1	10		.1
SU '99	7	103	.1	.4	11	52	.1	.4	5	34		.2	6	45	.1	.3	8	27	.1	.9
SP '99	10	134	.1	.5	15	76	.1	.5	19	96	.2	.6	14	126	.1	.6	4	48		.5
WI '99	12	88	.1	.6	16	52	.1	.5	14	59	.1	.5	16	77	.1	.7	8	58	.1	.9
4-Book	9	107	.1	.5	14	63	.1	.5	14	68	.1	.5	9	70	.1	.4	5	36	.1	.6
FA '98	20	149	.2	1.0	21	108	.2	.7	33	111	.3	1.1	27	102	.2	1.1	7	47	.1	.7
+WEMG-FM																				
FA '99	18	268	.2	.9	24	168	.2	.9	24	156	.2	.9	22	155	.2	.9	11	156	.1	1.2
SU '99	20	282	.2	1.0	22	125	.2	.8	20	125	.2	.7	32	193	.3	1.4	14	94	.1	1.5
SP '99	**	**	**	**	**	**	**	**	**	**	**	**	**	**	**	**	**	**	**	**
WI '99	2	50	.1	.1	4	15	.1	.1	3	33	.1	.1	2	33	.1	.1	1	16		.1
4-Book	**	**	**	**	**	**	**	**	**	**	**	**	**	**	**	**	**	**	**	**
FA '98	2	63	.1	.1	9				6	26	.1	.2	2	37	.1	.1	1	27		.1
WHAT-AM																				
FA '99	10	116	.1	.5	15	59	.1	.5	16	31	.1	.6	11	43	.1	.5	4	15		.4
SU '99	10	88	.1	.5	13	30	.1	.5	17	35	.1	.6	10	39	.1	.4	6	34	.1	.7
SP '99	6	100	.1	.3	11	51	.1	.4	4	40		.1	6	20	.1	.2				
WI '99	8	159	.1	.4	13	81	.1	.4	11	77	.1	.4	9	48	.1	.4	5	36		.6
4-Book	9	116	.1	.4	13	55	.1	.5	12	46	.1	.4	9	38	.1	.4	4	21		.4
FA '98	11	150	.1	.5	24	100	.2	.8	7	52	.1	.2	7	33	.1	.3	7	13	.1	.7

** Station(s) not reported this survey.

* Listener estimates adjusted for reported broadcast schedule.

+ Station(s) changed call letters - see Page 13.

4-Book: Avg. of current and previous 3 surveys.
2-Book: Avg. of most recent 2 surveys.

Target Listener Trends

Women 18-49

Target Listener Trends - Women 18-49

	Monday-Sunday 6AM-MID				Monday-Friday 6AM-10AM				Monday-Friday 10AM-3PM				Monday-Friday 3PM-7PM				Monday-Friday 7PM-MID			
	AQH (00)	Cume (00)	AQH Rtg	AQH Shr	AQH (00)	Cume (00)	AQH Rtg	AQH Shr	AQH (00)	Cume (00)	AQH Rtg	AQH Shr	AQH (00)	Cume (00)	AQH Rtg	AQH Shr	AQH (00)	Cume (00)	AQH Rtg	AQH Shr
W100-FM																				
FA '99	174	3147	1.5	9.1	212	1639	1.9	7.6	251	1739	2.2	9.3	239	2082	2.1	10.1	86	1184	.8	9.4
SU '99	125	2843	1.1	6.5	133	1192	1.1	5.1	176	1538	1.5	6.3	164	1595	1.4	7.0	70	940	.6	7.6
SP '99	149	3328	1.3	7.4	173	1759	1.5	6.0	226	1749	2.0	7.4	197	1993	1.7	8.0	60	1160	.5	6.8
WI '99	116	2646	1.0	5.8	160	1233	1.4	5.3	186	1523	1.6	6.2	146	1564	1.3	6.1	49	851	.4	5.6
4-Book	141	2991	1.2	7.2	170	1456	1.5	6.0	210	1637	1.8	7.3	187	1809	1.6	7.8	66	1034	.6	7.4
FA '98	123	2719	1.1	6.0	164	1334	1.4	5.8	193	1555	1.7	6.6	157	1601	1.4	6.3	46	892	.4	4.7
WIP -AM																				
FA '99	8	340	.1	.4	15	135	.1	.5	9	118	.1	.3	5	76	.1	.2	4	59	.1	.4
SU '99	7	381	.1	.4	16	197	.1	.6	5	90	.1	.2	8	117	.1	.3	3	75	.1	.3
SP '99	7	323	.1	.3	24	142	.2	.8	2	36	.1	.1	5	80	.1	.2	3	70	.1	.3
WI '99	11	437	.1	.5	24	201	.2	.8	9	84	.1	.3	15	147	.1	.6	4	83	.1	.5
4-Book	8	370	.1	.4	20	169	.2	.7	6	82	.1	.2	8	105	.1	.3	4	72	.1	.4
FA '98	16	443	.1	.8	30	174	.3	1.1	14	133	.1	.5	18	204	.2	.7	11	114	.1	1.1
WJZ-FM																				
FA '99	87	1195	.8	4.5	88	536	.8	3.2	168	564	1.5	6.2	121	674	1.1	5.1	39	416	.3	4.3
SU '99	96	1288	.8	5.0	83	532	.7	3.2	180	671	1.6	6.4	121	659	1.0	5.2	59	503	.5	6.4
SP '99	122	1502	1.1	6.1	141	759	1.2	4.9	236	809	2.0	7.8	153	889	1.3	6.2	42	416	.4	4.7
WI '99	109	1594	.9	5.4	115	729	1.0	3.8	212	753	1.8	7.0	134	859	1.2	5.6	55	493	.5	6.3
4-Book	104	1395	.9	5.3	107	639	.9	3.8	199	699	1.7	6.9	132	770	1.2	5.5	49	457	.4	5.4
FA '98	92	1558	.8	4.5	106	700	.9	3.7	153	745	1.3	5.2	121	859	1.0	4.9	41	496	.4	4.2
+WLCE-FM																				
WYXR-FM																				
FA '99	98	2157	.9	5.1	149	1239	1.3	5.4	183	1007	1.6	6.8	118	1329	1.0	5.0	26	576	.2	2.8
SU '99	96	2280	.8	5.0	122	1110	1.1	4.7	174	1144	1.5	6.2	114	1263	1.0	4.9	31	651	.3	3.4
SP '99	104	2465	.9	5.2	147	1269	1.3	5.1	156	1108	1.3	5.1	125	1404	1.1	5.1	44	713	.4	5.0
WI '99	141	2631	1.2	7.0	199	1395	1.7	6.6	279	1295	2.4	9.3	181	1443	1.6	7.5	44	715	.4	5.1
4-Book	110	2383	1.0	5.6	154	1253	1.4	5.5	198	1139	1.7	6.9	135	1360	1.2	5.6	36	664	.3	4.1
FA '98	123	2459	1.1	6.0	178	1408	1.5	6.2	186	1243	1.6	6.4	144	1388	1.2	5.8	71	749	.6	7.3
WMGK-FM																				
FA '99	91	1961	.8	4.7	100	877	.9	3.6	158	954	1.4	5.9	131	1165	1.1	5.5	33	555	.3	3.6
SU '99	93	1954	.8	4.8	105	924	.9	4.0	161	1078	1.4	5.7	123	1155	1.1	5.3	33	513	.3	3.6
SP '99	85	2054	.7	4.2	101	885	.9	3.5	151	978	1.3	5.0	123	1248	1.1	5.0	29	592	.3	3.3
WI '99	84	2030	.7	4.2	94	893	.8	3.1	155	963	1.3	5.1	118	1236	1.0	4.9	23	461	.2	2.6
4-Book	88	2000	.8	4.5	100	895	.9	3.6	156	993	1.4	5.4	124	1201	1.1	5.2	30	530	.3	3.3
FA '98	97	1858	.8	4.8	107	957	.9	3.8	193	940	1.7	6.6	143	1192	1.2	5.8	24	446	.2	2.5
WMMR-FM																				
FA '99	44	1323	.4	2.3	68	617	.6	2.4	66	667	.6	2.4	60	723	.5	2.5	12	309	.1	1.3
SU '99	56	1578	.5	2.9	76	697	.7	2.9	82	631	.7	2.9	60	791	.5	2.6	23	509	.2	2.5
SP '99	59	1463	.5	2.9	80	641	.7	2.8	113	657	1.0	3.7	72	750	.6	2.9	16	316	.1	1.8
WI '99	48	1431	.4	2.4	80	667	.7	2.6	70	562	.6	2.3	52	704	.4	2.2	18	345	.2	2.1
4-Book	52	1449	.5	2.6	76	656	.7	2.7	83	629	.7	2.8	61	742	.5	2.6	17	370	.2	1.9
FA '98	76	1462	.7	3.7	103	651	.9	3.6	128	656	1.1	4.4	116	965	1.0	4.7	18	341	.2	1.8
WNAP-AM																				
FA '99	* 13	122	.1	.7	* 22	73	.2	.8	9	65	.1	.3	* 13	54	.1	.6	**	**	**	**
SU '99	5	101	.1	.3	5	35	.1	.2	6	32	.1	.2	5	42	.1	.2	**	**	**	**
SP '99	2	37	.1	.1	13	13	.1	.1	3	18	.1	.1	1	7	.1	.1	**	**	**	**
WI '99	7	103	.1	.3	7	28	.1	.2	9	67	.1	.3	7	39	.1	.3	**	**	**	**
4-Book	7	91	.1	.4	9	37	.1	.3	7	46	.1	.2	7	36	.1	.3	**	**	**	**
FA '98	**	**	**	**	**	**	**	**	**	**	**	**	**	**	**	**	**	**	**	**
WGL-FM																				
FA '99	68	1666	.6	3.5	82	857	.7	3.0	104	715	.9	3.9	83	904	.7	3.5	39	453	.3	4.3
SU '99	54	1386	.5	2.8	64	626	.6	2.4	92	611	.8	3.3	62	676	.5	2.7	20	358	.2	2.2
SP '99	91	1930	.8	4.5	121	884	1.0	4.2	146	867	1.3	4.8	93	945	.8	3.8	34	422	.3	3.8
WI '99	83	1706	.7	4.1	100	835	.9	3.3	129	729	1.1	4.3	106	933	.9	4.4	34	405	.3	3.9
4-Book	74	1672	.7	3.7	92	801	.8	3.2	118	731	1.0	4.1	86	865	.7	3.6	32	410	.3	3.6
FA '98	103	2085	.9	5.1	129	974	1.1	4.5	149	937	1.3	5.1	112	1059	1.0	4.5	44	540	.4	4.5

** Station(s) not reported this survey.

* Listener estimates adjusted for reported broadcast schedule.

+ Station(s) changed call letters - see Page 13.

4-Book: Avg. of current and previous 3 surveys.
2-Book: Avg. of most recent 2 surveys.

Target Listener Trends

Women 18-49																				
Monday-Sunday 6AM-MID				Monday-Friday 6AM-10AM				Monday-Friday 10AM-3PM				Monday-Friday 3PM-7PM				Monday-Friday 7PM-MID				
AQH (00)	Cume (00)	AQH Rtg	AQH Shr	AQH (00)	Cume (00)	AQH Rtg	AQH Shr	AQH (00)	Cume (00)	AQH Rtg	AQH Shr	AQH (00)	Cume (00)	AQH Rtg	AQH Shr	AQH (00)	Cume (00)	AQH Rtg	AQH Shr	
WPEN-AM																				
FA '99	13	137	.1	.7	14	60	.1	.5	19	61	.2	.7	19	69	.2	.8	2	25	.2	
SU '99	14	125	.1	.7	21	79	.2	.8	23	70	.2	.8	17	69	.1	.7	7	31	.1	
SP '99	11	211	.1	.5	14	76	.1	.5	14	77	.1	.5	12	61	.1	.5	6	55	.1	
WI '99	12	166	.1	.6	19	84	.2	.6	22	91	.2	.7	10	86	.1	.4	1	26	.1	
4-Book	13	160	.1	.6	17	75	.2	.6	20	75	.2	.7	15	71	.1	.6	4	34	.1	
FA '98	4	131	.2	.2	7	46	.1	.2	3	46	.1	.1	2	39	.1	.1	1	16	.1	
WPHI-FM																				
FA '99	62	1463	.5	3.2	74	652	.6	2.7	56	701	.5	2.1	82	850	.7	3.5	47	552	.4	
SU '99	50	1249	.4	2.6	45	507	.4	1.7	73	608	.6	2.6	69	701	.6	3.0	28	406	.2	
SP '99	54	1451	.5	2.7	58	679	.5	2.0	59	721	.5	1.9	75	756	.6	3.0	40	538	.3	
WI '99	65	1295	.6	3.2	69	624	.6	2.3	75	641	.6	2.5	85	805	.7	3.5	63	619	.5	
4-Book	58	1365	.5	2.9	62	616	.5	2.2	66	668	.6	2.3	78	778	.7	3.3	45	529	.4	
FA '98	70	1316	.6	3.4	72	594	.6	2.5	89	727	.8	3.0	97	809	.8	3.9	48	557	.4	
WPHT-AM																				
FA '99	3	107	.2	.2	1	25	.1	.1	7	34	.1	.3	5	75	.2	.2		17		
SU '99	8	220	.1	.4	13	46	.1	.5	3	45	.1	.1	19	127	.2	.8	2	41	.2	
SP '99	2	127	.1	.1	1	5	.1	.1	1	20	.1	.1	3	50	.1	.1	3	53	.3	
WI '99	6	168	.1	.3	12	63	.1	.4	4	34	.1	.1	10	52	.1	.4	5	36	.6	
4-Book	5	156	.1	.3	7	35	.1	.2	4	33	.1	.1	9	76	.1	.4	3	37	.3	
FA '98	13	218	.1	.6	21	83	.2	.7	18	91	.2	.6	18	100	.2	.7	8	55	.1	
WPLY-FM																				
FA '99	80	2117	.7	4.2	94	1022	.8	3.4	116	1067	1.0	4.3	118	1284	1.0	5.0	32	660	.3	
SU '99	91	2084	.8	4.7	114	965	1.0	4.4	135	1036	1.2	4.8	130	1378	1.1	5.6	36	699	.3	
SP '99	90	2149	.8	4.5	106	990	.9	3.7	131	1090	1.1	4.3	128	1408	1.1	5.2	43	696	.4	
WI '99	61	1799	.5	3.0	91	900	.8	3.0	75	827	.6	2.5	87	1150	.8	3.6	29	623	.3	
4-Book	81	2037	.7	4.1	101	969	.9	3.6	114	1005	1.0	4.0	116	1305	1.0	4.9	35	670	.3	
FA '98	56	1673	.5	2.7	69	793	.6	2.4	73	739	.6	2.5	90	1146	.8	3.5	24	558	.2	
WSSJ-AM																				
FA '99	8	103	.1	.4	7	54	.1	.3	9	43	.1	.3	7	33	.1	.3	2	32	.2	
SU '99	11	112	.1	.6	20	80	.2	.8	9	67	.1	.3	12	59	.1	.5	13	63	.1	
SP '99	7	92	.1	.3	6	39	.1	.2	9	59	.1	.3	10	59	.1	.4	3	37	.3	
WI '99	9	73	.1	.4	13	57	.1	.4	9	51	.1	.3	7	39	.1	.3	4	27	.5	
4-Book	9	95	.1	.4	12	58	.1	.4	9	55	.1	.3	7	48	.1	.4	6	40	.6	
FA '98	**	**	**	**	**	**	**	**	**	**	**	**	**	**	**	**	**	**	**	**
WUSL-FM																				
FA '99	144	2173	1.3	7.5	193	1085	1.7	6.9	143	1070	1.2	5.3	164	1200	1.4	6.9	117	1003	1.0	
SU '99	113	1995	1.0	5.9	159	1020	1.4	6.1	124	921	1.1	4.4	142	1068	1.2	6.1	62	692	.5	
SP '99	102	1896	.9	5.1	136	988	1.2	4.7	114	945	1.0	3.8	112	1040	1.0	4.5	78	757	.7	
WI '99	125	1946	1.1	6.2	188	960	1.6	6.2	149	1005	1.3	4.9	146	1021	1.3	6.1	84	742	.7	
4-Book	121	2003	1.1	6.2	169	1013	1.5	6.0	133	985	1.2	4.6	141	1082	1.2	5.9	85	799	.7	
FA '98	132	2058	1.1	6.5	190	1048	1.6	6.7	166	1039	1.4	5.7	134	1117	1.2	5.4	86	764	.7	
WVDB-FM																				
FA '99	31	753	.3	1.6	36	347	.3	1.3	54	360	.5	2.0	34	315	.3	1.4	14	158	.1	
SU '99	40	814	.3	2.1	40	331	.3	1.5	71	448	.6	2.5	42	201	.4	1.8	21	172	.2	
SP '99	38	702	.3	1.9	52	327	.4	1.8	72	352	.6	2.4	30	276	.3	1.2	19	208	.2	
WI '99	44	720	.4	2.2	49	366	.4	1.6	114	452	1.0	3.8	41	258	.4	1.7	7	112	.1	
4-Book	38	747	.3	2.0	44	343	.4	1.6	78	403	.7	2.7	37	263	.4	1.5	15	163	.2	
FA '98	32	746	.3	1.6	41	306	.4	1.4	58	302	.5	2.0	16	241	.1	.6	14	182	.1	
WXTU-FM																				
FA '99	50	884	.4	2.6	78	487	.7	2.8	70	414	.6	2.6	78	594	.7	3.3	15	300	.1	
SU '99	59	948	.5	3.1	90	578	.8	3.4	77	564	.7	2.7	82	678	.7	3.5	20	356	.2	
SP '99	82	1132	.7	4.1	129	738	1.1	4.5	124	560	1.1	4.1	108	679	.9	4.4	26	377	.2	
WI '99	68	908	.6	3.4	97	532	.8	3.2	110	445	1.0	3.6	84	568	.7	3.5	15	290	.1	
4-Book	65	968	.6	3.3	99	584	.9	3.5	95	496	.9	3.3	88	630	.8	3.7	19	331	.2	
FA '98	98	1207	.8	4.8	138	776	1.2	4.8	117	650	1.0	4.0	146	864	1.3	5.9	36	417	.3	

** Station(s) not reported this survey.

* Listener estimates adjusted for reported broadcast schedule.

+ Station(s) changed call letters - see Page 13.

4-Book: Avg. of current and previous 3 surveys.
2-Book: Avg. of most recent 2 surveys.

Target Listener Trends

Women 18-49

Target Listener Trends - Women 18-49

	Monday-Sunday 6AM-MID				Monday-Friday 6AM-10AM				Monday-Friday 10AM-3PM				Monday-Friday 3PM-7PM				Monday-Friday 7PM-MID			
	AQH (00)	Cume (00)	AQH Rtg	AQH Shr	AQH (00)	Cume (00)	AQH Rtg	AQH Shr	AQH (00)	Cume (00)	AQH Rtg	AQH Shr	AQH (00)	Cume (00)	AQH Rtg	AQH Shr	AQH (00)	Cume (00)	AQH Rtg	AQH Shr
WYSP-FM																				
FA '99	77	1976	.7	4.0	251	1133	2.2	9.0	69	720	.6	2.6	37	572	.3	1.6	17	308	.1	1.9
SU '99	75	1920	.6	3.9	242	1117	2.1	9.3	83	761	.7	2.9	45	539	.4	1.9	13	379	.1	1.4
SP '99	91	1896	.8	4.5	281	1282	2.4	9.7	94	641	.8	3.1	62	579	.5	2.5	41	384	.4	4.6
WI '99	79	1926	.7	3.9	263	1274	2.3	8.7	84	841	.7	2.8	57	731	.5	2.4	21	305	.2	2.4
4-Book	81	1930	.7	4.1	259	1202	2.3	9.2	83	741	.7	2.9	50	605	.4	2.1	23	344	.2	2.6
FA '98	76	1872	.7	3.7	229	1164	2.0	8.0	74	711	.6	2.5	63	622	.5	2.5	22	306	.2	2.3
WJBR-FM																				
FA '99	14	320	.1	.7	17	103	.1	.6	20	135	.2	.7	22	161	.2	.9	7	92	.1	.8
SU '99	17	347	.1	.9	26	151	.2	1.0	32	145	.3	1.1	16	136	.1	.7	13	133	.1	1.4
SP '99	14	337	.1	.7	17	123	.1	.6	22	158	.2	.7	18	155	.2	.7	11	124	.1	1.2
WI '99	17	325	.1	.8	32	155	.3	1.1	29	125	.3	1.0	17	173	.1	.7	5	90	.6	.6
4-Book	16	332	.1	.8	23	133	.2	.8	26	141	.3	.9	18	156	.2	.8	9	110	.1	1.0
FA '98	16	437	.1	.8	15	189	.1	.5	28	227	.2	1.0	26	277	.2	1.1	6	123	.1	.6
WKXV-FM																				
FA '99	22	519	.2	1.1	28	266	.2	1.0	46	257	.4	1.7	36	295	.3	1.5	5	91	.5	.5
SU '99	21	612	.2	1.1	26	261	.2	1.0	38	242	.3	1.4	34	304	.3	1.5	5	179	.5	.5
SP '99	25	542	.2	1.2	40	280	.3	1.4	46	253	.4	1.5	40	298	.3	1.6	7	106	.1	.8
WI '99	21	519	.2	1.0	28	234	.2	.9	35	215	.3	1.2	38	339	.3	1.6	6	128	.1	.7
4-Book	22	548	.2	1.1	31	260	.2	1.1	41	242	.4	1.5	37	309	.3	1.6	6	126	.1	.6
FA '98	27	590	.2	1.3	28	214	.2	1.0	44	286	.4	1.5	41	318	.4	1.7	16	161	.1	1.6
WLEV-FM																				
FA '99	9	141	.1	.5	13	88	.1	.5	20	70	.2	.7	11	71	.1	.5	2	43	.2	.2
SU '99	**	**	**	**	**	**	**	**	**	**	**	**	**	**	**	**	**	**	**	**
SP '99	15	193	.1	.7	18	87	.2	.6	30	76	.3	1.0	20	122	.2	.8	4	60	.5	.5
WI '99	**	**	**	**	**	**	**	**	**	**	**	**	**	**	**	**	**	**	**	**
4-Book	**	**	**	**	**	**	**	**	**	**	**	**	**	**	**	**	**	**	**	**
FA '98	**	**	**	**	**	**	**	**	**	**	**	**	**	**	**	**	**	**	**	**
WNJO-FM																				
FA '99	9	283	.1	.5	11	104	.1	.4	17	115	.1	.6	11	114	.1	.5	2	87	.2	.2
SU '99	20	416	.2	1.0	28	229	.2	1.1	32	247	.3	1.1	16	254	.1	.7	8	131	.1	.9
SP '99	16	375	.1	.8	20	147	.2	.7	29	207	.3	1.0	23	193	.2	.9	2	74	.2	.2
WI '99	19	360	.2	.9	20	150	.2	.7	27	157	.2	.9	26	177	.2	1.1	7	111	.1	.8
4-Book	16	359	.2	.8	20	158	.2	.7	26	182	.2	.9	19	185	.2	.8	5	101	.1	.5
FA '98	13	276	.1	.6	12	150	.1	.4	23	116	.2	.8	20	138	.2	.8	5	82	.5	.5
WPST-FM																				
FA '99	52	1592	.5	2.7	77	828	.7	2.8	61	779	.5	2.3	68	1034	.6	2.9	25	474	.2	2.7
SU '99	50	1425	.4	2.6	58	719	.5	2.2	81	678	.7	2.9	75	762	.6	3.2	25	502	.2	2.7
SP '99	53	1500	.5	2.6	65	728	.6	2.3	84	707	.7	2.8	72	898	.6	2.9	22	464	.2	2.5
WI '99	43	1481	.4	2.1	57	675	.5	1.9	71	648	.6	2.4	60	827	.5	2.5	14	381	.1	1.6
4-Book	50	1500	.5	2.5	64	738	.6	2.3	74	703	.6	2.6	69	880	.6	2.9	22	455	.2	2.4
FA '98	40	1364	.3	2.0	55	608	.5	1.9	54	551	.5	1.8	55	712	.5	2.2	15	306	.1	1.5
WSTV-FM																				
FA '99	11	548	.1	.6	20	193	.2	.7	14	174	.1	.5	13	273	.1	.6	4	117	.4	.4
SU '99	13	503	.1	.7	21	225	.2	.8	13	170	.1	.5	15	229	.1	.6	9	156	.1	1.0
SP '99	**	**	**	**	**	**	**	**	**	**	**	**	**	**	**	**	**	**	**	**
WI '99	**	**	**	**	**	**	**	**	**	**	**	**	**	**	**	**	**	**	**	**
4-Book	**	**	**	**	**	**	**	**	**	**	**	**	**	**	**	**	**	**	**	**
FA '98	**	**	**	**	**	**	**	**	**	**	**	**	**	**	**	**	**	**	**	**
TOTALS																				
FA '99	1920	11094	16.8	2779	10042	24.3	2698	8686	23.6	2361	9584	20.6	915	6855	8.0					
SU '99	1931	11238	16.7	2615	9659	22.6	2814	8949	24.3	2333	9685	20.2	923	6991	8.0					
SP '99	2002	11383	17.3	2886	10127	24.9	3034	9056	26.2	2464	9914	21.3	885	6631	7.6					
WI '99	2006	11229	17.3	3034	10138	26.2	3014	9025	26.1	2404	9776	20.8	868	6734	7.5					
4-Book	1965	11236	17.0	2829	9992	24.5	2890	8929	25.1	2391	9740	20.7	898	6803	7.8					
FA '98	2038	11304	17.6	2849	9978	24.6	2926	8999	25.3	2476	9753	21.4	973	6704	8.4					

** Station(s) not reported this survey.

* Listener estimates adjusted for reported broadcast schedule.

+ Station(s) changed call letters - see Page 13.

4-Book: Avg. of current and previous 3 surveys.
2-Book: Avg. of most recent 2 surveys.

Target Listener Estimates

Women 18-49																				
Monday-Friday 6AM-7PM				Weekend 6AM-MID				Saturday 6AM-10AM				Saturday 10AM-3PM				Saturday 3PM-7PM				
AQH (00)	Cume (00)	AQH Rtg	AQH Shr	AQH (00)	Cume (00)	AQH Rtg	AQH Shr	AQH (00)	Cume (00)	AQH Rtg	AQH Shr	AQH (00)	Cume (00)	AQH Rtg	AQH Shr	AQH (00)	Cume (00)	AQH Rtg	AQH Shr	
KYW -AM																				
FA '99	106	2061	.9	4.0	43	1058	.4	3.2	95	485	.8	7.8	43	248	.4	2.0	39	214	.3	2.5
4-Book	103	2149	.9	3.8	41	1030	.4	3.1	87	442	.8	7.6	47	281	.4	2.1	31	184	.3	1.9
WBEB-FM																				
FA '99	269	2136	2.3	10.3	71	1164	.6	5.3	81	312	.7	6.6	123	391	1.1	5.7	74	331	.6	4.8
4-Book	297	2287	2.6	10.9	84	1197	.7	6.3	86	315	.8	7.5	145	467	1.3	6.6	92	344	.8	5.7
WDAS-AM																				
FA '99	25	272	.2	1.0	28	312	.2	2.1	17	53	.1	1.4	8	35	.1	.4	15	44	.1	1.0
4-Book	29	232	.3	1.1	25	252	.2	1.9	20	48	.2	1.7	18	44	.2	.8	14	33	.1	.9
WDAS-FM																				
FA '99	193	1486	1.7	7.4	137	1191	1.2	10.2	121	311	1.1	9.9	203	479	1.8	9.4	130	319	1.1	8.5
4-Book	208	1512	1.8	7.7	139	1183	1.2	10.4	109	292	1.0	9.5	183	473	1.6	8.3	144	354	1.2	8.9
+WEJM-FM																				
FA '99	149	1600	1.3	5.7	70	1027	.6	5.2	62	234	.5	5.1	138	432	1.2	6.4	89	365	.8	5.8
4-Book	128	1660	1.1	4.8	67	1050	.6	5.0	55	222	.5	4.8	134	481	1.2	6.0	85	339	.8	5.2
+WEMG-AM																				
FA '99	11	103	.1	.4	6	33	.1	.4	8	8	.1	.7	8	8	.1	.4				
4-Book	12	98	.1	.5	6	52	.1	.4	6	11	.1	.5	12	32	.1	.5	8	16	.1	.5
+WEMG-FM																				
FA '99	23	248	.2	.9	15	134	.1	1.1	6	41	.1	.5	36	103	.3	1.7	17	45	.1	1.1
4-Book	**	**	**	**	**	**	**	**	**	**	**	**	**	**	**	**	**	**	**	**
WHAT-AM																				
FA '99	14	78	.1	.5	7	73	.1	.5	6	8	.1	.5	4	8	.2		1	8		.1
4-Book	12	83	.1	.4	7	78	.1	.5	9	17	.1	.8	5	14	.2		4	12		.3
WIOQ-FM																				
FA '99	235	2800	2.1	9.0	124	1838	1.1	9.2	76	360	.7	6.2	219	871	1.9	10.1	166	643	1.4	10.8
4-Book	190	2625	1.7	7.0	103	1651	.9	7.7	66	297	.6	5.7	205	785	1.8	9.2	136	548	1.2	8.4
WIP -AM																				
FA '99	10	219	.1	.4	6	153	.1	.4	2	9	.2		7	33	.1	.3	2	8		.1
4-Book	11	248	.1	.4	6	163	.1	.4	6	25	.1	.6	9	44	.1	.4	4	22		.2
WJJZ-FM																				
FA '99	129	902	1.1	4.9	43	572	.4	3.2	29	109	.3	2.4	75	250	.7	3.5	53	172	.5	3.5
4-Book	150	1081	1.3	5.5	57	697	.5	4.3	56	152	.5	4.9	99	272	.9	4.5	77	229	.7	4.8
+WLCE-FM																				
WYXR-FM																				
FA '99	153	1866	1.3	5.8	49	988	.4	3.6	43	216	.4	3.5	96	369	.8	4.4	66	280	.6	4.3
4-Book	165	2015	1.4	6.0	61	1069	.5	4.6	45	203	.4	3.9	112	431	1.0	5.1	82	320	.7	5.1
WMGK-FM																				
FA '99	132	1678	1.2	5.0	56	1017	.5	4.2	54	234	.5	4.4	98	427	.9	4.5	83	295	.7	5.4
4-Book	129	1705	1.1	4.8	56	1019	.5	4.2	40	204	.4	3.5	112	468	1.0	5.0	80	313	.7	4.9
WMMR-FM																				
FA '99	65	1122	.6	2.5	29	572	.3	2.2	31	94	.3	2.5	56	237	.5	2.6	39	176	.3	2.5
4-Book	74	1188	.7	2.7	36	720	.3	2.7	29	127	.3	2.5	60	288	.5	2.7	51	236	.5	3.1
WNAP-AM																				
FA '99	* 13	96	.1	.5	* 13	68	.1	1.0	* 12	28	.1	1.0	13	53	.1	.6	* 11	26	.1	.7
4-Book	7	70	.1	.3	6	49	.5		3	7	.3		8	27	.1	.4	4	9		.3
WGL-FM																				
FA '99	91	1388	.8	3.5	45	737	.4	3.3	28	145	.2	2.3	50	263	.4	2.3	53	205	.5	3.5
4-Book	100	1331	.9	3.7	57	862	.5	4.3	46	186	.4	4.0	85	334	.7	3.8	74	255	.7	4.6
WPEN-AM																				
FA '99	18	103	.2	.7	11	68	.1	.8	5	17	.4		22	34	.2	1.0	21	25	.2	1.4
4-Book	17	118	.2	.7	10	90	.1	.7	10	21	.1	.8	23	39	.2	1.0	15	24	.1	.9

** Station(s) not reported this survey.

* Listener estimates adjusted for reported broadcast schedule.

+ Station(s) changed call letters - see Page 13.

4-Book: Avg. of current and previous 3 surveys.
2-Book: Avg. of most recent 2 surveys.

Target Listener Estimates

Target Listener Estimates - Women 18-49

		Women 18-49																				
		Monday-Friday 6AM-7PM				Weekend 6AM-MID				Saturday 6AM-10AM				Saturday 10AM-3PM				Saturday 3PM-7PM				
		AQH (00)	Cume (00)	AQH Rtg	AQH Shr	AQH (00)	Cume (00)	AQH Rtg	AQH Shr	AQH (00)	Cume (00)	AQH Rtg	AQH Shr	AQH (00)	Cume (00)	AQH Rtg	AQH Shr	AQH (00)	Cume (00)	AQH Rtg	AQH Shr	
WPHI-FM	FA '99	70	1200	.6	2.7	60	855	.5	4.5	44	171	.4	3.6	94	343	.8	4.4	79	269	.7	5.2	
	4-Book	68	1158	.6	2.5	49	757	.4	3.7	40	162	.4	3.5	86	320	.8	4.0	69	237	.6	4.3	
WPHT-AM	FA '99	4	84	.2		1	33	.1										4	8	.3		
	4-Book	6	104	.1	.3	3	76	.3		3	7	.3		2	11	.1		2	7	.1		
WPLY-FM	FA '99	110	1798	1.0	4.2	60	1187	.5	4.5	33	212	.3	2.7	119	487	1.0	5.5	85	371	.7	5.6	
	4-Book	111	1781	1.0	4.1	58	1122	.5	4.4	32	176	.3	2.7	113	496	1.0	5.1	84	351	.7	5.2	
VSSJ-AM	FA '99	8	77	.1	.3	12	86	.1	.9	19	32	.2	1.6	19	36	.2	.9	28	46	.2	1.8	
	4-Book	10	83	.1	.4	10	67	.1	.8	10	25	.1	.8	20	33	.2	.9	15	26	.1	1.0	
WUSL-FM	FA '99	165	1827	1.4	6.3	125	1339	1.1	9.3	90	264	.8	7.4	217	579	1.9	10.0	112	416	1.0	7.3	
	4-Book	146	1656	1.3	5.4	100	1203	.9	7.5	71	233	.6	6.1	153	478	1.3	6.9	118	366	1.0	7.2	
WWDB-FM	FA '99	42	632	.4	1.6	24	310	.2	1.8	30	66	.3	2.5	16	57	.1	.7	3	18	.2		
	4-Book	55	594	.5	2.0	25	328	.2	1.9	22	75	.2	1.9	17	61	.2	.8	7	29	.1	.5	
WXTU-FM	FA '99	75	773	.7	2.9	28	463	.2	2.1	35	157	.3	2.9	50	238	.4	2.3	16	104	.1	1.0	
	4-Book	94	837	.8	3.5	44	555	.4	3.3	49	180	.4	4.3	79	292	.7	3.6	55	182	.5	3.3	
WYSP-FM	FA '99	115	1518	1.0	4.4	49	866	.4	3.6	64	182	.6	5.2	73	299	.6	3.4	46	205	.4	3.0	
	4-Book	127	1649	1.1	4.7	36	687	.3	2.7	32	114	.3	2.7	59	251	.5	2.6	45	205	.4	2.8	
VJBR-FM	FA '99	20	267	.2	.8	9	126	.1	.7	8	19	.1	.7	12	46	.1	.6	6	18	.1	.4	
	4-Book	23	257	.2	.9	8	124	.1	.6	6	19	.1	.5	12	46	.1	.6	11	35	.1	.7	
WKXV-FM	FA '99	37	441	.3	1.4	8	156	.1	.6	2	9	.2		8	65	.1	.4	10	50	.1	.7	
	4-Book	37	465	.3	1.4	9	166	.1	.7	5	24	.1	.5	10	56	.1	.4	10	43	.1	.6	
WLEV-FM	FA '99	15	114	.1	.6	2	62	.1						4	28	.2						
	4-Book	**	**	**	**	**	**	**	**	**	**	**	**	**	**	**	**	**	**	**	**	**
WNJO-FM	FA '99	13	209	.1	.5	8	96	.1	.6	9	16	.1	.7	13	25	.1	.6	11	39	.1	.7	
	4-Book	22	287	.2	.8	13	167	.1	1.0	9	31	.1	.8	27	76	.3	1.2	18	59	.2	1.1	
WPST-FM	FA '99	68	1445	.6	2.6	41	847	.4	3.0	33	130	.3	2.7	81	360	.7	3.8	66	250	.6	4.3	
	4-Book	70	1332	.6	2.6	32	705	.3	2.4	21	108	.2	1.8	64	296	.6	2.9	47	207	.4	2.9	
VSTV-FM	FA '99	15	391	.1	.6	8	219	.1	.6	6	20	.1	.5	8	66	.1	.4	12	110	.1	.8	
	4-Book	**	**	**	**	**	**	**	**	**	**	**	**	**	**	**	**	**	**	**	**	**
TOTALS	FA '99	2619	11016	22.9		1346	9081	11.8		1221	3626	10.7		2160	5659	18.9		1530	4067	13.4		
	4-Book	2718	11090	23.6		1336	9367	11.6		1152	3481	10.0		2220	5846	19.3		1623	4359	14.1		

** Station(s) not reported this survey.

* Listener estimates adjusted for reported broadcast schedule.

+ Station(s) changed call letters - see Page 13.

4-Book: Avg. of current and previous 3 surveys.
2-Book: Avg. of most recent 2 surveys.

Target Listener Estimates

Women 18-49																				
Saturday 7PM-MID				Sunday 6AM-10AM				Sunday 10AM-3PM				Sunday 3PM-7PM				Sunday 7PM-MID				
AQH (00)	Cume (00)	AQH Rtg	AQH Shr	AQH (00)	Cume (00)	AQH Rtg	AQH Shr	AQH (00)	Cume (00)	AQH Rtg	AQH Shr	AQH (00)	Cume (00)	AQH Rtg	AQH Shr	AQH (00)	Cume (00)	AQH Rtg	AQH Shr	
KYW -AM																				
FA '99	25	124	.2	2.6	65	376	.6	6.5	55	248	.5	3.0	16	74	.1	1.3	14	76	.1	1.9
4-Book	20	132	.2	2.1	72	333	.7	7.6	41	219	.4	2.4	23	114	.2	1.9	16	118	.1	2.0
WBEB-FM																				
FA '99	36	179	.3	3.7	54	233	.5	5.4	86	320	.8	4.7	62	237	.5	5.2	50	196	.4	6.9
4-Book	46	222	.4	4.8	58	215	.5	6.1	113	394	1.0	6.7	71	245	.6	6.0	52	215	.4	6.8
WDAS-AM																				
FA '99	5	17		.5	92	226	.8	9.1	58	210	.5	3.2	32	71	.3	2.7	8	14	.1	1.1
4-Book	4	11		.4	69	162	.6	7.2	57	162	.5	3.4	17	44	.2	1.4	10	23	.1	1.3
WDAS-FM																				
FA '99	117	274	1.0	11.9	88	277	.8	8.7	141	375	1.2	7.7	110	245	1.0	9.2	169	317	1.5	23.4
4-Book	119	305	1.0	12.2	85	245	.8	9.0	127	369	1.1	7.4	127	287	1.1	10.6	203	377	1.8	26.4
+VEJM-FM																				
FA '99	41	206	.4	4.2	35	140	.3	3.5	95	345	.8	5.2	55	175	.5	4.6	36	123	.3	5.0
4-Book	42	203	.4	4.4	29	134	.3	3.1	84	344	.7	4.9	71	271	.6	5.7	30	127	.3	3.9
+WEMG-AM																				
FA '99					15	25	.1	1.5	17	25	.1	.9	1	8		.1				
4-Book	3	5		.3	4	8		.4	10	19	.1	.6	5	13		.4	1	2		.1
+WEMG-FM																				
FA '99	6	58	.1	.6	7	29	.1	.7	12	46	.1	.7	13	31	.1	1.1	18	65	.2	2.5
4-Book	**	**	**	**	**	**	**	**	**	**	**	**	**	**	**	**	**	**	**	**
WHAT-AM																				
FA '99	5	16		.5	18	39	.2	1.8	12	50	.1	.7	9	15	.1	.8	2	8		.3
4-Book	4	14		.4	16	37	.1	1.6	11	41	.1	.7	5	12		.4	2	7		.3
WIOQ-FM																				
FA '99	95	479	.8	9.7	62	252	.5	6.2	172	718	1.5	9.4	120	474	1.0	10.0	66	261	.6	9.2
4-Book	85	374	.7	8.8	43	204	.4	4.5	117	543	1.0	6.8	96	412	.8	8.0	63	275	.6	8.2
WIP -AM																				
FA '99	8	17	.1	.8	2	9		.2	13	60	.1	.7	10	44	.1	.8	5	35		.7
4-Book	4	20		.4	3	9		.3	7	33	.1	.4	9	40	.1	.7	6	26		.8
WJZ-FM																				
FA '99	39	141	.3	4.0	21	91	.2	2.1	48	165	.4	2.6	45	152	.4	3.8	29	84	.3	4.0
4-Book	56	184	.5	5.8	33	101	.3	3.6	56	182	.5	3.3	46	144	.4	3.9	29	101	.3	3.8
+VLCE-FM																				
WYXR-FM																				
FA '99	28	194	.2	2.9	39	213	.3	3.9	82	328	.7	4.5	22	149	.2	1.8	11	85	.1	1.5
4-Book	49	207	.4	5.1	29	146	.3	3.1	88	373	.8	5.2	48	216	.4	4.0	27	132	.2	3.4
WMGK-FM																				
FA '99	32	166	.3	3.3	26	132	.2	2.6	65	342	.6	3.6	66	221	.6	5.5	26	129	.2	3.6
4-Book	33	180	.3	3.4	19	88	.2	2.0	76	338	.7	4.5	57	199	.5	4.7	25	113	.2	3.2
WMMR-FM																				
FA '99	20	143	.2	2.0	6	51	.1	.6	35	145	.3	1.9	40	157	.3	3.3	7	86	.1	1.0
4-Book	25	145	.2	2.6	13	63	.1	1.4	46	204	.4	2.7	47	172	.4	3.9	13	72	.1	1.7
WNAP-AM																				
FA '99					* 28	28	.2	2.8	5	25		.3	* 16	25	.1	1.3				
4-Book	**	**	**	**	13	20	.1	1.3	4	20		.2	7	13	.1	.6	**	**	**	**
WVGL-FM																				
FA '99	37	150	.3	3.8	26	89	.2	2.6	58	224	.5	3.2	65	165	.6	5.4	45	119	.4	6.2
4-Book	43	173	.4	4.4	50	156	.4	5.4	57	225	.5	3.4	63	182	.6	5.3	38	115	.3	5.1
WPEN-AM																				
FA '99	4	9		.4	4	9		.4	20	51	.2	1.1	9	9	.1	.8	2	9		.3
4-Book	5	14	.1	.5	3	10		.3	14	35	.1	.8	6	14	.1	.5	2	11		.2

** Station(s) not reported this survey.

* Listener estimates adjusted for reported broadcast schedule.

+ Station(s) changed call letters - see Page 13.

4-Book: Avg. of current and previous 3 surveys.
2-Book: Avg. of most recent 2 surveys.

Target Listener Estimates

Women 18-49

Target Listener Estimates - Women 18-49

	Saturday 7PM-MID				Sunday 6AM-10AM				Sunday 10AM-3PM				Sunday 3PM-7PM				Sunday 7PM-MID			
	AQH (00)	Cume (00)	AQH Rtg	AQH Shr	AQH (00)	Cume (00)	AQH Rtg	AQH Shr	AQH (00)	Cume (00)	AQH Rtg	AQH Shr	AQH (00)	Cume (00)	AQH Rtg	AQH Shr	AQH (00)	Cume (00)	AQH Rtg	AQH Shr
WPHI-FM																				
FA '99	69	247	.6	7.0	34	120	.3	3.4	72	277	.6	3.9	50	157	.4	4.2	32	121	.3	4.4
4-Book	54	222	.5	5.6	22	90	.2	2.3	51	208	.4	3.0	36	149	.3	2.9	27	100	.2	3.7
WPHT-AM																				
FA '99		8			1	9	.1	.1	2	8	.1	.1	1	9	.1	.1				
4-Book	1	8	.1	.1	5	19	.1	.6	3	19	.2	.2	3	14	.2	.2	7	21	.1	.8
WPLY-FM																				
FA '99	72	315	.6	7.3	16	121	.1	1.6	62	316	.5	3.4	52	240	.5	4.3	32	149	.3	4.4
4-Book	47	229	.4	4.9	23	130	.2	2.5	70	367	.6	4.1	57	283	.5	4.6	32	158	.3	4.0
WSSJ-AM																				
FA '99	10	30	.1	1.0					10	18	.1	.5	5	9	.4	.4	8	23	.1	1.1
4-Book	6	13	.1	.6	3	11	.3	.3	12	20	.1	.7	11	22	.1	1.0	5	14	.1	.6
WUSL-FM																				
FA '99	97	295	.8	9.9	125	379	1.1	12.4	187	550	1.6	10.2	105	348	.9	8.8	50	209	.4	6.9
4-Book	95	305	.8	9.8	99	295	.9	10.5	132	452	1.1	7.7	75	258	.7	6.3	47	170	.4	6.1
WWDB-FM																				
FA '99	1	9	.1	.1	39	124	.3	3.9	90	188	.8	4.9	8	18	.1	.7	2	7	.3	.3
4-Book	8	32	.1	.8	29	110	.3	3.1	97	194	.9	5.7	7	22	.1	.6	6	24	.1	.7
WXTU-FM																				
FA '99	12	69	.1	1.2	18	78	.2	1.8	52	205	.5	2.8	31	129	.3	2.6	6	49	.1	.8
4-Book	21	101	.2	2.2	34	123	.3	3.7	58	213	.5	3.5	43	141	.4	3.6	13	69	.1	1.7
WYSP-FM																				
FA '99	14	85	.1	1.4	31	49	.3	3.1	95	388	.8	5.2	74	325	.6	6.2	2	17	.3	.3
4-Book	22	105	.2	2.3	13	45	.1	1.3	60	248	.5	3.5	44	188	.4	3.6	11	59	.1	1.4
WJBR-FM																				
FA '99	13	28	.1	1.3	10	27	.1	1.0	13	28	.1	.7	9	18	.1	.8				
4-Book	10	38	.1	1.0	4	19	.4	.4	8	31	.1	.5	6	30	.1	.5	2	15	.3	.3
WKXW-FM																				
FA '99	6	36	.1	.6	7	9	.1	.7	18	36	.2	1.0	8	28	.1	.7	1	9	.1	.1
4-Book	7	42	.1	.7	6	18	.1	.6	15	52	.2	.9	9	26	.1	.7	4	16	.5	.5
WLEV-FM																				
FA '99	3	18	.3	.3	3	18	.3	.3	2	18	.1	.1	2	9	.2	.2	2	8	.3	.3
4-Book	**	**	**	**	**	**	**	**	**	**	**	**	**	**	**	**	**	**	**	**
WNJO-FM																				
FA '99	3	31	.3	.3	6	15	.1	.6	10	38	.1	.5	10	24	.1	.8	1	8	.1	.1
4-Book	4	28	.4	.4	9	31	.1	1.0	19	60	.2	1.2	16	57	.2	1.4	2	14	.3	.3
WPST-FM																				
FA '99	31	148	.3	3.2	21	90	.2	2.1	45	222	.4	2.5	39	172	.3	3.3	14	68	.1	1.9
4-Book	21	112	.2	2.2	13	77	.1	1.4	38	214	.4	2.2	36	167	.3	3.0	15	79	.1	2.0
WSTW-FM																				
FA '99	5	32	.5	.5	5	29	.5	.5	10	57	.1	.5	12	57	.1	1.0	6	30	.1	.8
4-Book	**	**	**	**	**	**	**	**	**	**	**	**	**	**	**	**	**	**	**	**
TOTALS																				
FA '99	980	3051	8.6		1007	3184	8.8		1830	4909	16.0		1197	3199	10.5		721	2194	6.3	
4-Book	969	3140	8.4		946	2913	8.2		1699	4819	14.8		1207	3352	10.5		772	2335	6.7	

** Station(s) not reported this survey.

* Listener estimates adjusted for reported broadcast schedule.

+ Station(s) changed call letters - see Page 13.

4-Book: Avg. of current and previous 3 surveys.
2-Book: Avg. of most recent 2 surveys.

Target Listener Trends

Women 25-49																				
Monday-Sunday 6AM-MID				Monday-Friday 6AM-10AM				Monday-Friday 10AM-3PM				Monday-Friday 3PM-7PM				Monday-Friday 7PM-MID				
AQH (00)	Cume (00)	AQH Rtg	AQH Shr	AQH (00)	Cume (00)	AQH Rtg	AQH Shr	AQH (00)	Cume (00)	AQH Rtg	AQH Shr	AQH (00)	Cume (00)	AQH Rtg	AQH Shr	AQH (00)	Cume (00)	AQH Rtg	AQH Shr	
KYV -AM																				
FA '99	71	2153	.8	4.6	197	1556	2.1	8.4	40	595	.4	1.8	83	979	.9	4.4	36	492	.4	5.7
SU '99	68	2375	.7	4.2	197	1605	2.1	8.8	41	826	.4	1.7	79	1130	.8	4.1	28	476	.3	4.0
SP '99	55	2055	.6	3.3	154	1444	1.6	6.2	40	577	.4	1.6	69	943	.7	3.5	14	325	.1	2.2
WI '99	74	2304	.8	4.4	223	1645	2.4	8.5	47	657	.5	1.8	72	1038	.8	3.6	21	406	.2	3.3
4-Book	67	2222	.7	4.1	193	1563	2.1	8.0	42	664	.4	1.7	76	1023	.8	3.9	25	425	.3	3.8
FA '98	60	2067	.6	3.6	180	1393	1.9	7.5	40	648	.4	1.6	61	953	.6	3.0	18	346	.2	2.5
WBEB-FM																				
FA '99	156	2121	1.7	10.1	221	1238	2.4	9.4	315	1192	3.4	14.1	190	1296	2.0	10.0	60	735	.6	9.4
SU '99	155	2210	1.6	9.7	198	1228	2.1	8.9	321	1374	3.4	13.6	187	1230	2.0	9.7	47	667	.5	6.8
SP '99	164	2267	1.7	10.0	228	1422	2.4	9.2	356	1247	3.8	14.0	192	1315	2.0	9.6	58	655	.6	9.1
WI '99	182	2327	1.9	10.8	252	1340	2.7	9.6	340	1373	3.6	13.2	202	1391	2.1	10.0	70	739	.7	10.9
4-Book	164	2231	1.7	10.2	225	1307	2.4	9.3	333	1297	3.6	13.7	193	1308	2.0	9.8	59	699	.6	9.1
FA '98	170	2291	1.8	10.2	241	1474	2.6	10.1	321	1227	3.4	13.2	201	1412	2.1	10.0	57	710	.6	8.1
WDAS-AM																				
FA '99	20	360	.2	1.3	32	193	.3	1.4	11	107	.1	.5	22	130	.2	1.2	10	73	.1	1.6
SU '99	21	278	.2	1.3	37	138	.4	1.7	22	101	.2	.9	17	105	.2	.9	9	89	.1	1.3
SP '99	17	239	.2	1.0	26	119	.3	1.1	18	86	.2	.7	15	78	.2	.8	6	39	.1	.9
WI '99	30	317	.3	1.8	50	190	.5	1.9	37	137	.4	1.4	31	126	.3	1.5	11	100	.1	1.7
4-Book	22	299	.2	1.4	36	160	.4	1.5	22	108	.2	.9	21	110	.2	1.1	9	75	.1	1.4
FA '98	19	270	.2	1.1	31	148	.3	1.3	14	65	.1	.6	21	102	.2	1.0	5	49	.1	.7
WDAS-FM																				
FA '99	146	1511	1.6	9.5	211	982	2.3	9.0	169	723	1.8	7.6	151	840	1.6	7.9	99	658	1.1	15.5
SU '99	151	1540	1.6	9.4	199	931	2.1	8.9	183	801	1.9	7.8	166	840	1.8	8.6	105	717	1.1	15.1
SP '99	151	1530	1.6	9.2	214	1019	2.3	8.7	174	780	1.8	6.8	181	979	1.9	9.1	109	652	1.2	17.2
WI '99	177	1514	1.9	10.5	250	987	2.6	9.5	203	809	2.2	7.9	196	998	2.1	9.7	129	692	1.4	20.1
4-Book	156	1524	1.7	9.7	219	980	2.3	9.0	182	778	1.9	7.5	174	914	1.9	8.8	111	680	1.2	17.0
FA '98	160	1495	1.7	9.6	204	957	2.2	8.5	197	819	2.1	8.1	187	910	2.0	9.3	125	783	1.3	17.7
+WEJM-FM																				
FA '99	88	1631	.9	5.7	105	953	1.1	4.5	134	828	1.4	6.0	136	1005	1.5	7.1	29	490	.3	4.6
SU '99	110	1794	1.2	6.9	116	940	1.2	5.2	170	980	1.8	7.2	140	1165	1.5	7.3	56	538	.6	8.0
SP '99	63	1404	.7	3.8	88	703	.9	3.6	100	622	1.1	3.9	85	846	.9	4.3	22	366	.2	3.5
WI '99	58	1412	.6	3.4	95	796	1.0	3.6	78	677	.8	3.0	83	924	.9	4.1	18	434	.2	2.8
4-Book	80	1560	.9	5.0	101	848	1.1	4.2	121	777	1.3	5.0	111	985	1.2	5.7	31	457	.3	4.7
FA '98	50	1169	.5	3.0	57	658	.6	2.4	75	550	.8	3.1	78	723	.8	3.9	21	332	.2	3.0
+WEMG-AM																				
FA '99	7	84	.1	.5	13	53	.1	.6	13	62	.1	.6	1	22	.1	.1	1	10	.1	.2
SU '99	7	95	.1	.4	11	52	.1	.5	5	34	.1	.2	6	38	.1	.3	7	20	.1	1.0
SP '99	10	134	.1	.6	15	76	.2	.6	19	96	.2	.7	14	126	.1	.7	4	48	.1	.6
WI '99	11	79	.1	.7	15	44	.2	.6	14	59	.1	.5	15	69	.2	.7	8	49	.1	1.2
4-Book	9	98	.1	.6	14	56	.2	.6	13	63	.1	.5	9	64	.1	.5	5	32	.1	.8
FA '98	11	91	.1	.7	15	76	.2	.6	23	67	.2	.9	12	68	.1	.6	1	16	.1	.1
+WEMG-FM																				
FA '99	12	191	.1	.8	18	123	.2	.8	16	116	.2	.7	14	115	.2	.7	8	98	.1	1.3
SU '99	18	233	.2	1.1	17	108	.2	.8	20	118	.2	.8	29	168	.3	1.5	13	77	.1	1.9
SP '99	**	**	**	**	**	**	**	**	**	**	**	**	**	**	**	**	**	**	**	**
WI '99	2	50	.1	.1	4	15	.2	.2	3	33	.1	.1	2	33	.1	.1	1	16	.1	.2
4-Book	**	**	**	**	**	**	**	**	**	**	**	**	**	**	**	**	**	**	**	**
FA '98	2	54	.1	.1	9	9	.1	.1	6	26	.1	.2	2	27	.1	.1	1	27	.1	.1
WHAT-AM																				
FA '99	10	116	.1	.6	15	59	.2	.6	16	31	.2	.7	11	43	.1	.6	4	15	.1	.6
SU '99	9	76	.1	.6	13	30	.1	.6	16	29	.2	.7	8	28	.1	.4	5	28	.1	.7
SP '99	6	100	.1	.4	11	51	.1	.4	4	40	.1	.2	6	20	.1	.3				
WI '99	8	145	.1	.5	13	81	.1	.5	11	71	.1	.4	9	40	.1	.4	5	36	.1	.8
4-Book	8	109	.1	.5	13	55	.1	.5	12	43	.1	.5	9	33	.1	.4	4	20	.1	.5
FA '98	11	150	.1	.7	24	100	.3	1.0	7	52	.1	.3	7	33	.1	.3	7	13	.1	1.0

** Station(s) not reported this survey.

* Listener estimates adjusted for reported broadcast schedule.

+ Station(s) changed call letters - see Page 13.

4-Book: Avg. of current and previous 3 surveys.
2-Book: Avg. of most recent 2 surveys.

Target Listener Trends

Women 25-49

Target Listener Trends - Women 25-49

	Monday-Sunday 6AM-MID				Monday-Friday 6AM-10AM				Monday-Friday 10AM-3PM				Monday-Friday 3PM-7PM				Monday-Friday 7PM-MID				
	AQH	Cume	AQH	AQH	AQH	Cume	AQH	AQH	AQH	Cume	AQH	AQH	AQH	Cume	AQH	AQH	AQH	Cume	AQH	AQH	
	(00)	(00)	Rtg	Shr	(00)	(00)	Rtg	Shr	(00)	(00)	Rtg	Shr	(00)	(00)	Rtg	Shr	(00)	(00)	Rtg	Shr	
W100-FM																					
FA '99	115	2192	1.2	7.5	147	1167	1.6	6.3	175	1190	1.9	7.8	158	1382	1.7	8.3	46	697	.5	7.2	
SU '99	74	1841	.8	4.6	90	770	1.0	4.0	112	1012	1.2	4.8	94	989	1.0	4.9	28	504	.3	4.0	
SP '99	105	2283	1.1	6.4	125	1228	1.3	5.1	167	1126	1.8	6.6	138	1294	1.5	6.9	38	676	.4	6.0	
WI '99	78	1768	.8	4.6	106	805	1.1	4.0	140	1048	1.5	5.4	102	1041	1.1	5.1	22	475	.2	3.4	
4-Book	93	2021	1.0	5.8	117	993	1.3	4.9	149	1094	1.6	6.2	123	1177	1.3	6.3	34	588	.4	5.2	
FA '98	97	1985	1.0	5.8	134	990	1.4	5.6	160	1107	1.7	6.6	125	1150	1.3	6.2	29	559	.3	4.1	
WIP -AM																					
FA '99	8	340	.1	.5	15	135	.2	.6	9	118	.1	.4	5	76	.1	.3	4	59	.6	.6	
SU '99	6	336	.1	.4	15	181	.2	.7	5	74	.1	.2	7	92	.1	.4	2	63	.3	.3	
SP '99	7	314	.1	.4	24	142	.3	1.0	2	36	.1	.1	5	80	.1	.3	3	70	.5	.5	
WI '99	11	418	.1	.7	22	183	.2	.8	9	84	.1	.3	15	147	.2	.7	4	83	.6	.6	
4-Book	8	352	.1	.5	19	160	.2	.8	6	78	.1	.3	8	99	.1	.4	3	69	.5	.5	
FA '98	15	389	.2	.9	29	168	.3	1.2	14	123	.1	.6	16	188	.2	.8	8	77	.1	1.1	
WJZ-FM																					
FA '99	79	1092	.8	5.1	83	509	.9	3.5	155	525	1.7	6.9	114	646	1.2	6.0	37	397	.4	5.8	
SU '99	91	1207	1.0	5.7	76	474	.8	3.4	172	631	1.8	7.3	112	610	1.2	5.8	57	473	.6	8.2	
SP '99	117	1408	1.2	7.1	137	734	1.5	5.6	224	770	2.4	8.8	151	850	1.6	7.6	42	396	.4	6.6	
WI '99	102	1490	1.1	6.1	106	667	1.1	4.0	198	692	2.1	7.7	125	800	1.3	6.2	51	443	.5	7.9	
4-Book	97	1299	1.0	6.0	101	596	1.1	4.1	187	655	2.0	7.7	126	727	1.3	6.4	47	427	.5	7.1	
FA '98	80	1438	.8	4.8	94	644	1.0	3.9	134	676	1.4	5.5	102	789	1.1	5.1	35	458	.4	4.9	
+WLCE-FM																					
WYXR-FM																					
FA '99	84	1672	.9	5.5	132	1030	1.4	5.6	158	776	1.7	7.1	102	1068	1.1	5.4	17	361	.2	2.7	
SU '99	76	1808	.8	4.7	102	942	1.1	4.6	137	915	1.5	5.8	93	1010	1.0	4.8	20	492	.2	2.9	
SP '99	84	1899	.9	5.1	137	1128	1.5	5.6	130	894	1.4	5.1	108	1190	1.1	5.4	21	416	.2	3.3	
WI '99	118	2086	1.3	7.0	179	1180	1.9	6.8	232	1122	2.5	9.0	154	1230	1.6	7.6	28	504	.3	4.4	
4-Book	91	1866	1.0	5.6	138	1070	1.5	5.7	164	927	1.8	6.8	114	1125	1.2	5.8	22	443	.2	3.3	
FA '98	103	1931	1.1	6.2	153	1170	1.6	6.4	163	1063	1.7	6.7	125	1149	1.3	6.2	42	491	.4	5.9	
WMGK-FM																					
FA '99	81	1797	.9	5.3	88	815	.9	3.7	140	872	1.5	6.3	121	1083	1.3	6.3	26	462	.3	4.1	
SU '99	77	1723	.8	4.8	85	795	.9	3.8	127	952	1.3	5.4	105	1013	1.1	5.5	25	405	.3	3.6	
SP '99	78	1801	.8	4.8	97	812	1.0	3.9	142	880	1.5	5.6	106	1120	1.1	5.3	26	548	.3	4.1	
WI '99	77	1735	.8	4.6	86	750	.9	3.3	143	833	1.5	5.5	105	1036	1.1	5.2	19	373	.2	3.0	
4-Book	78	1764	.8	4.9	89	793	.9	3.7	138	884	1.5	5.7	109	1063	1.2	5.6	24	447	.3	3.7	
FA '98	87	1599	.9	5.2	91	814	1.0	3.8	174	828	1.8	7.2	128	1051	1.4	6.4	22	366	.2	3.1	
WMMR-FM																					
FA '99	33	1064	.4	2.1	57	500	.6	2.4	48	553	.5	2.2	46	580	.5	2.4	8	207	.1	1.3	
SU '99	51	1353	.5	3.2	74	631	.8	3.3	78	600	.8	3.3	55	709	.6	2.9	18	399	.2	2.6	
SP '99	51	1222	.5	3.1	69	569	.7	2.8	105	549	1.1	4.1	66	667	.7	3.3	8	241	.1	1.3	
WI '99	39	1119	.4	2.3	67	578	.7	2.6	54	462	.6	2.1	42	545	.4	2.1	14	228	.1	2.2	
4-Book	44	1190	.5	2.7	67	570	.7	2.8	71	541	.8	2.9	52	625	.6	2.7	12	269	.1	1.9	
FA '98	67	1239	.7	4.0	91	550	1.0	3.8	115	587	1.2	4.7	103	852	1.1	5.1	15	264	.2	2.1	
WNAP-AM																					
FA '99	*	97	.1	.6	* 14	49	.2	.6	5	40	.1	.2	* 11	47	.1	.6	**	**	**	**	
SU '99	5	82	.1	.3	5	35	.1	.2	6	32	.1	.3	5	27	.1	.3	**	**	**	**	
SP '99	1	34	.1	.1	10	10	.1	.1	3	15	.1	.1	1	7	.1	.1	**	**	**	**	
WI '99	7	100	.1	.4	6	25	.1	.2	9	67	.1	.3	7	39	.1	.3	**	**	**	**	
4-Book	6	78	.1	.4	6	30	.1	.3	6	39	.1	.2	6	30	.1	.3	**	**	**	**	
FA '98	**	**	**	**	**	**	**	**	**	**	**	**	**	**	**	**	**	**	**	**	**
WJGL-FM																					
FA '99	62	1504	.7	4.0	77	797	.8	3.3	92	644	1.0	4.1	77	835	.8	4.0	37	380	.4	5.8	
SU '99	49	1242	.5	3.1	57	536	.6	2.6	81	584	.9	3.4	58	621	.6	3.0	17	316	.2	2.4	
SP '99	83	1699	.9	5.1	108	794	1.1	4.4	131	786	1.4	5.1	87	868	.9	4.4	32	380	.3	5.0	
WI '99	81	1565	.9	4.8	95	779	1.0	3.6	125	701	1.3	4.8	103	894	1.1	5.1	33	366	.3	5.1	
4-Book	69	1503	.8	4.3	84	727	.9	3.5	107	679	1.2	4.4	81	805	.9	4.1	30	361	.3	4.6	
FA '98	96	1885	1.0	5.8	125	881	1.3	5.2	136	844	1.4	5.6	104	952	1.1	5.2	43	510	.5	6.1	

** Station(s) not reported this survey.

* Listener estimates adjusted for reported broadcast schedule.

+ Station(s) changed call letters - see Page 13.

4-Book: Avg. of current and previous 3 surveys.
2-Book: Avg. of most recent 2 surveys.

Target Listener Trends

Women 25-49																				
Monday-Sunday 6AM-MID				Monday-Friday 6AM-10AM				Monday-Friday 10AM-3PM				Monday-Friday 3PM-7PM				Monday-Friday 7PM-MID				
AQH (00)	Cume (00)	AQH Rtg	AQH Shr	AQH (00)	Cume (00)	AQH Rtg	AQH Shr	AQH (00)	Cume (00)	AQH Rtg	AQH Shr	AQH (00)	Cume (00)	AQH Rtg	AQH Shr	AQH (00)	Cume (00)	AQH Rtg	AQH Shr	
WPEN-AM																				
FA '99	13	137	.1	.8	14	60	.2	.6	19	61	.2	.9	19	69	.2	1.0	2	25	.3	
SU '99	13	114	.1	.8	17	68	.2	.8	17	59	.2	.7	17	69	.2	.9	7	31	1.0	
SP '99	10	184	.1	.6	14	76	.1	.6	14	67	.1	.6	12	61	.1	.6	5	38	.8	
WI '99	12	166	.1	.7	19	84	.2	.7	22	91	.2	.9	10	86	.1	.5	1	26	.2	
4-Book	12	150	.1	.7	16	72	.2	.7	18	70	.2	.8	15	71	.2	.8	4	30	.1	
FA '98	4	121	.2	.2	7	46	.1	.3	3	46	.1	.1	2	39	.1	.1	1	16	.1	
WPHI-FM																				
FA '99	31	750	.3	2.0	43	346	.5	1.8	35	333	.4	1.6	37	365	.4	1.9	17	226	.2	
SU '99	28	664	.3	1.7	26	305	.3	1.2	41	304	.4	1.7	34	339	.4	1.8	12	209	.1	
SP '99	29	771	.3	1.8	28	350	.3	1.1	32	350	.3	1.3	41	406	.4	2.1	23	228	.2	
WI '99	29	642	.3	1.7	34	308	.4	1.3	31	260	.3	1.2	42	363	.4	2.1	25	223	.3	
4-Book	29	707	.3	1.8	33	327	.4	1.4	35	312	.4	1.5	39	368	.4	2.0	19	222	.2	
FA '98	35	689	.4	2.1	39	253	.4	1.6	44	323	.5	1.8	49	367	.5	2.4	20	254	.2	
WPHT-AM																				
FA '99	3	107	.2	.2	1	25	.1	.3	7	34	.1	.3	5	75	.1	.3		17		
SU '99	8	220	.1	.5	13	46	.1	.6	3	45	.1	.1	19	127	.2	1.0	2	41	.3	
SP '99	2	121	.1	.1					1	20			3	45	.1	.2	3	53	.5	
WI '99	6	168	.1	.4	12	63	.1	.5	4	34	.2	.2	10	52	.1	.5	5	36	.8	
4-Book	5	154	.1	.3	7	34	.1	.3	4	33	.2	.2	9	75	.1	.5	3	37	.4	
FA '98	13	212	.1	.8	21	83	.2	.9	18	91	.2	.7	17	94	.2	.8	8	55	1.1	
WPLY-FM																				
FA '99	54	1495	.6	3.5	72	737	.8	3.1	81	714	.9	3.6	82	911	.9	4.3	16	452	.2	
SU '99	53	1323	.6	3.3	75	618	.8	3.4	72	679	.8	3.1	75	831	.8	3.9	17	377	.2	
SP '99	60	1462	.6	3.7	78	690	.8	3.2	88	736	.9	3.5	84	958	.9	4.2	23	354	.2	
WI '99	37	1186	.4	2.2	54	522	.6	2.1	49	480	.5	1.9	53	736	.6	2.6	15	333	.2	
4-Book	51	1367	.6	3.2	70	642	.8	3.0	73	652	.8	3.0	74	859	.8	3.8	18	379	.2	
FA '98	38	1043	.4	2.3	49	529	.5	2.0	52	466	.6	2.1	62	743	.7	3.1	13	319	1.8	
WSSJ-AM																				
FA '99	5	75	.1	.3	4	34	.2	.2	7	33	.1	.3	4	22	.2	.2	2	32	.3	
SU '99	11	95	.1	.7	19	71	.2	.9	9	67	.1	.4	12	59	.1	.6	11	56	1.6	
SP '99	7	81	.1	.4	6	39	.1	.2	9	59	.1	.4	10	59	.1	.5	3	37	.5	
WI '99	9	60	.1	.5	10	44	.1	.4	8	38	.1	.3	7	39	.1	.3	4	27	.6	
4-Book	8	78	.1	.5	10	47	.1	.4	8	49	.1	.4	8	45	.1	.4	5	38	.8	
FA '98	**	**	**	**	**	**	**	**	**	**	**	**	**	**	**	**	**	**	**	**
WUSL-FM																				
FA '99	77	1255	.8	5.0	120	587	1.3	5.1	85	561	.9	3.8	84	641	.9	4.4	48	509	.5	
SU '99	65	1231	.7	4.1	103	660	1.1	4.6	68	514	.7	2.9	80	622	.8	4.2	26	330	.3	
SP '99	63	1131	.7	3.8	97	609	1.0	3.9	71	534	.8	2.8	62	584	.7	3.1	39	373	.4	
WI '99	87	1205	.9	5.2	136	618	1.4	5.2	108	645	1.1	4.2	100	564	1.1	5.0	51	377	.5	
4-Book	73	1206	.8	4.5	114	619	1.2	4.7	83	564	.9	3.4	82	603	.9	4.2	41	397	.4	
FA '98	82	1199	.9	4.9	125	597	1.3	5.2	116	550	1.2	4.8	79	573	.8	3.9	42	346	.4	
WWDB-FM																				
FA '99	30	690	.3	1.9	35	337	.4	1.5	53	339	.6	2.4	31	283	.3	1.6	14	137	.2	
SU '99	38	780	.4	2.4	37	312	.4	1.7	65	421	.7	2.8	42	193	.4	2.2	21	165	.2	
SP '99	37	655	.4	2.3	50	309	.5	2.0	69	323	.7	2.7	28	257	.3	1.4	19	198	.2	
WI '99	43	676	.5	2.6	49	354	.5	1.9	109	418	1.2	4.2	41	239	.4	2.0	7	100	.1	
4-Book	37	700	.4	2.3	43	328	.5	1.8	74	375	.8	3.0	36	243	.4	1.8	15	150	.2	
FA '98	31	708	.3	1.9	41	306	.4	1.7	58	292	.6	2.4	16	241	.2	.8	13	163	1.8	
WXTU-FM																				
FA '99	44	780	.5	2.9	76	456	.8	3.2	65	363	.7	2.9	66	520	.7	3.5	12	259	.1	
SU '99	51	816	.5	3.2	77	463	.8	3.5	64	481	.7	2.7	68	582	.7	3.5	19	336	.2	
SP '99	68	937	.7	4.1	103	601	1.1	4.2	108	470	1.1	4.2	89	561	.9	4.5	20	278	.2	
WI '99	61	785	.6	3.6	89	486	.9	3.4	97	379	1.0	3.8	74	491	.8	3.7	13	269	.1	
4-Book	56	830	.6	3.5	86	502	.9	3.6	84	423	.9	3.4	74	539	.8	3.8	16	286	.2	
FA '98	80	1018	.8	4.8	117	663	1.2	4.9	84	509	.9	3.5	119	705	1.3	5.9	30	348	.3	

** Station(s) not reported this survey.

* Listener estimates adjusted for reported broadcast schedule.

+ Station(s) changed call letters - see Page 13.

4-Book: Avg. of current and previous 3 surveys.
2-Book: Avg. of most recent 2 surveys.

Target Listener Trends

Women 25-49

Target Listener Trends - Women 25-49

	Monday-Sunday 6AM-MID				Monday-Friday 6AM-10AM				Monday-Friday 10AM-3PM				Monday-Friday 3PM-7PM				Monday-Friday 7PM-MID			
	AQH (00)	Cume (00)	AQH Rtg	AQH Shr	AQH (00)	Cume (00)	AQH Rtg	AQH Shr	AQH (00)	Cume (00)	AQH Rtg	AQH Shr	AQH (00)	Cume (00)	AQH Rtg	AQH Shr	AQH (00)	Cume (00)	AQH Rtg	AQH Shr
WYSP-FM																				
FA '99	59	1539	.6	3.8	193	871	2.1	8.2	53	562	.6	2.4	32	471	.3	1.7	10	225	.1	1.6
SU '99	64	1515	.7	4.0	202	837	2.1	9.1	77	660	.8	3.3	39	406	.4	2.0	10	265	.1	1.4
SP '99	56	1394	.6	3.4	204	971	2.2	8.3	55	420	.6	2.2	32	422	.3	1.6	13	208	.1	2.0
WI '99	64	1442	.7	3.8	220	966	2.3	8.4	78	658	.8	3.0	42	535	.4	2.1	8	152	.1	1.2
4-Book	61	1473	.7	3.8	205	911	2.2	8.5	66	575	.7	2.7	36	459	.4	1.9	10	213	.1	1.6
FA '98	58	1454	.6	3.5	169	913	1.8	7.1	59	539	.6	2.4	51	468	.5	2.5	14	177	.1	2.0
WJBR-FM																				
FA '99	12	279	.1	.8	17	103	.2	.7	20	125	.2	.9	22	141	.2	1.2	5	82	.1	.8
SU '99	16	301	.2	1.0	25	143	.3	1.1	32	137	.3	1.4	16	117	.2	.8	8	106	.1	1.1
SP '99	13	290	.1	.8	17	123	.2	.7	22	151	.2	.9	13	130	.1	.7	9	99	.1	1.4
WI '99	16	280	.2	.9	31	145	.3	1.2	29	116	.3	1.1	16	156	.2	.8	5	69	.1	.8
4-Book	14	288	.2	.9	23	129	.3	.9	26	132	.3	1.1	17	136	.2	.9	7	89	.1	1.0
FA '98	14	338	.1	.8	13	158	.1	.5	24	164	.3	1.0	24	224	.3	1.2	5	92	.1	.7
WKXV-FM																				
FA '99	20	451	.2	1.3	24	234	.3	1.0	42	226	.5	1.9	33	249	.4	1.7	5	80	.1	.8
SU '99	19	568	.2	1.2	22	233	.2	1.0	32	214	.3	1.4	33	290	.3	1.7	5	179	.1	.7
SP '99	22	505	.2	1.3	40	263	.4	1.6	43	235	.5	1.7	37	290	.4	1.9	3	78	.1	.5
WI '99	20	450	.2	1.2	27	214	.3	1.0	35	204	.4	1.4	37	307	.4	1.8	5	119	.1	.8
4-Book	20	494	.2	1.3	28	236	.3	1.2	38	220	.4	1.6	35	284	.4	1.8	5	114	.1	.7
FA '98	23	494	.2	1.4	25	204	.3	1.0	41	237	.4	1.7	38	281	.4	1.9	14	152	.1	2.0
WLEV-FM																				
FA '99	9	131	.1	.6	13	78	.1	.6	20	70	.2	.9	10	61	.1	.5	2	43	.1	.3
SU '99	**	**	**	**	**	**	**	**	**	**	**	**	**	**	**	**	**	**	**	**
SP '99	15	166	.2	.9	17	77	.2	.7	30	76	.3	1.2	19	105	.2	1.0	4	60	.1	.6
WI '99	**	**	**	**	**	**	**	**	**	**	**	**	**	**	**	**	**	**	**	**
4-Book	**	**	**	**	**	**	**	**	**	**	**	**	**	**	**	**	**	**	**	**
FA '98	**	**	**	**	**	**	**	**	**	**	**	**	**	**	**	**	**	**	**	**
WNJO-FM																				
FA '99	9	272	.1	.6	10	94	.1	.4	17	115	.2	.8	10	103	.1	.5	2	76	.1	.3
SU '99	18	357	.2	1.1	28	219	.3	1.3	28	219	.3	1.2	16	234	.2	.8	7	110	.1	1.0
SP '99	16	347	.2	1.0	18	129	.2	.7	29	188	.3	1.1	23	183	.2	1.2	2	65	.1	.3
WI '99	16	284	.2	.9	17	132	.2	.6	24	130	.3	.9	23	140	.2	1.1	5	74	.1	.8
4-Book	15	315	.2	.9	18	144	.2	.8	25	163	.3	1.0	18	165	.2	.9	4	81	.1	.6
FA '98	12	236	.1	.7	11	131	.1	.5	20	96	.2	.8	19	129	.2	.9	5	82	.1	.7
WPST-FM																				
FA '99	33	1079	.4	2.1	56	545	.6	2.4	38	474	.4	1.7	41	643	.4	2.2	14	257	.2	2.2
SU '99	33	980	.3	2.1	36	452	.4	1.6	62	466	.7	2.6	52	495	.6	2.7	10	279	.1	1.4
SP '99	39	991	.4	2.4	53	526	.6	2.1	64	440	.7	2.5	56	602	.6	2.8	12	283	.1	1.9
WI '99	25	1012	.3	1.5	39	461	.4	1.5	39	409	.4	1.5	33	540	.3	1.6	5	250	.1	.8
4-Book	33	1016	.4	2.0	46	496	.5	1.9	51	447	.6	2.1	46	570	.5	2.3	10	267	.1	1.6
FA '98	22	889	.2	1.3	31	408	.3	1.3	31	370	.3	1.3	28	486	.3	1.4	5	176	.1	.7
WSTV-FM																				
FA '99	7	350	.1	.5	15	119	.2	.6	9	70	.1	.4	7	160	.1	.4	2	87	.1	.3
SU '99	12	438	.1	.7	19	197	.2	.9	13	150	.1	.6	14	173	.1	.7	8	138	.1	1.1
SP '99	**	**	**	**	**	**	**	**	**	**	**	**	**	**	**	**	**	**	**	**
WI '99	**	**	**	**	**	**	**	**	**	**	**	**	**	**	**	**	**	**	**	**
4-Book	**	**	**	**	**	**	**	**	**	**	**	**	**	**	**	**	**	**	**	**
FA '98	**	**	**	**	**	**	**	**	**	**	**	**	**	**	**	**	**	**	**	**
TOTALS																				
FA '99	1541	9072	16.5	2351	8268	25.2	2231	7026	23.9	1906	7806	20.5	637	5233	6.8					
SU '99	1601	9207	17.0	2227	8046	23.6	2355	7320	25.0	1922	7939	20.4	696	5516	7.4					
SP '99	1642	9283	17.4	2466	8416	26.1	2544	7377	27.0	1994	8118	21.1	635	5081	6.7					
WI '99	1685	9176	17.9	2622	8423	27.8	2580	7372	27.3	2014	8018	21.3	643	5187	6.8					
4-Book	1617	9185	17.2	2417	8288	25.7	2428	7274	25.8	1959	7970	20.8	653	5254	6.9					
FA '98	1662	9233	17.6	2391	8236	25.3	2427	7354	25.7	2014	7964	21.3	708	5193	7.5					

** Station(s) not reported this survey.

* Listener estimates adjusted for reported broadcast schedule.

+ Station(s) changed call letters - see Page 13.

4-Book: Avg. of current and previous 3 surveys.
2-Book: Avg. of most recent 2 surveys.

Target Listener Estimates

Women 25-49																				
Monday-Friday 6AM-7PM				Weekend 6AM-MID				Saturday 6AM-10AM				Saturday 10AM-3PM				Saturday 3PM-7PM				
AQH (00)	Cume (00)	AQH Rtg	AQH Shr	AQH (00)	Cume (00)	AQH Rtg	AQH Shr	AQH (00)	Cume (00)	AQH Rtg	AQH Shr	AQH (00)	Cume (00)	AQH Rtg	AQH Shr	AQH (00)	Cume (00)	AQH Rtg	AQH Shr	
KYW -AM																				
FA '99	101	1934	1.1	4.7	42	1001	.5	4.1	95	485	1.0	9.4	41	228	.4	2.4	38	204	.4	3.2
4-Book	99	2012	1.1	4.4	40	978	.4	3.7	86	432	.9	8.7	46	269	.5	2.6	30	179	.3	2.4
WBEB-FM																				
FA '99	247	1909	2.7	11.4	58	975	.6	5.6	78	291	.8	7.7	104	351	1.1	6.2	66	281	.7	5.6
4-Book	257	1974	2.8	11.3	71	1007	.8	6.5	75	279	.8	7.6	121	415	1.3	6.7	85	314	.9	6.5
WDAS-AM																				
FA '99	21	243	.2	1.0	26	283	.3	2.5	17	53	.2	1.7	7	29	.1	.4	9	31	.1	.8
4-Book	26	204	.3	1.1	24	227	.3	2.2	19	47	.2	1.9	17	41	.2	1.0	12	28	.1	.9
WDAS-FM																				
FA '99	177	1314	1.9	8.2	124	1060	1.3	12.0	115	284	1.2	11.4	201	471	2.2	11.9	109	279	1.2	9.3
4-Book	191	1324	2.0	8.4	125	1031	1.3	11.6	100	266	1.1	10.1	168	426	1.8	9.4	124	310	1.3	9.6
+WEJM-FM																				
FA '99	125	1389	1.3	5.8	60	890	.6	5.8	55	196	.6	5.4	112	375	1.2	6.6	81	327	.9	6.9
4-Book	112	1356	1.2	5.0	56	856	.6	5.1	48	180	.5	4.9	108	394	1.1	5.9	72	278	.8	5.5
+WEMG-AM																				
FA '99	9	84	.1	.4	6	33	.1	.6	8	8	.1	.8	8	8	.1	.5				
4-Book	12	89	.2	.5	6	50	.1	.6	6	11	.1	.6	12	32	.1	.7	8	16	.1	.6
+WEMG-FM																				
FA '99	16	182	.2	.7	8	89	.1	.8	2	25		.2	20	57	.2	1.2	5	19	.1	.4
4-Book	**	**	**	**	**	**	**	**	**	**	**	**	**	**	**	**	**	**	**	**
WHAT-AM																				
FA '99	14	78	.2	.6	7	73	.1	.7	6	8	.1	.6	4	8		.2	1	8		.1
4-Book	11	77	.1	.5	7	76	.1	.6	9	17	.1	.9	5	14	.1	.3	3	10		.2
WIOQ-FM																				
FA '99	161	1936	1.7	7.4	80	1258	.9	7.8	48	219	.5	4.8	165	638	1.8	9.8	122	448	1.3	10.4
4-Book	131	1755	1.4	5.8	66	1092	.7	6.2	42	188	.4	4.3	143	535	1.5	8.0	87	360	.9	6.8
VIP -AM																				
FA '99	10	219	.1	.5	6	153	.1	.6	2	9		.2	7	33	.1	.4	2	8		.2
4-Book	11	236	.1	.5	5	154	.1	.5	6	25	.1	.6	8	42	.1	.5	4	22		.3
WJJZ-FM																				
FA '99	120	854	1.3	5.5	35	504	.4	3.4	24	99	.3	2.4	62	230	.7	3.7	46	162	.5	3.9
4-Book	142	1010	1.5	6.2	53	654	.6	4.9	51	143	.6	5.2	94	262	1.0	5.2	74	220	.8	5.8
+WLCE-FM																				
WYXR-FM																				
FA '99	133	1524	1.4	6.1	41	774	.4	4.0	42	205	.5	4.2	89	318	1.0	5.3	51	200	.5	4.3
4-Book	141	1657	1.5	6.1	49	825	.5	4.5	43	183	.5	4.4	94	362	1.0	5.3	61	243	.7	4.8
WNGK-FM																				
FA '99	118	1545	1.3	5.4	52	916	.6	5.0	52	224	.6	5.1	93	386	1.0	5.5	78	255	.8	6.6
4-Book	114	1504	1.2	5.0	51	905	.5	4.7	36	179	.4	3.6	103	423	1.1	5.7	74	274	.8	5.7
WMMR-FM																				
FA '99	50	904	.5	2.3	19	448	.2	1.8	19	83	.2	1.9	38	163	.4	2.2	29	135	.3	2.5
4-Book	64	999	.7	2.8	29	585	.3	2.6	23	103	.3	2.3	49	237	.5	2.7	41	192	.5	3.2
WNAP-AM																				
FA '99	* 9	71	.1	.4	* 9	52	.1	.9	* 7	18	.1	.7	12	43	.1	.7	* 6	16	.1	.5
4-Book	6	58	.1	.2	5	41	.1	.5	2	5		.2	7	23	.1	.4	3	6		.2
WUGL-FM																				
FA '99	83	1258	.9	3.8	43	698	.5	4.2	28	145	.3	2.8	49	251	.5	2.9	50	195	.5	4.3
4-Book	92	1208	1.0	4.0	54	802	.6	5.0	44	176	.5	4.5	81	312	.9	4.5	71	240	.8	5.5
WPEN-AM																				
FA '99	18	103	.2	.8	11	68	.1	1.1	5	17	.1	.5	22	34	.2	1.3	21	25	.2	1.8
4-Book	16	112	.2	.7	10	86	.1	.9	10	21	.1	1.0	22	37	.2	1.2	15	24	.2	1.2

** Station(s) not reported this survey.

* Listener estimates adjusted for reported broadcast schedule.

+ Station(s) changed call letters - see Page 13.

4-Book: Avg. of current and previous 3 surveys.
2-Book: Avg. of most recent 2 surveys.

Target Listener Estimates

Target Listener Estimates - Women 25-49

		Women 25-49																				
		Monday-Friday 6AM-7PM				Weekend 6AM-MID				Saturday 6AM-10AM				Saturday 10AM-3PM				Saturday 3PM-7PM				
		AQH (00)	Cume (00)	AQH Rtg	AQH Shr	AQH (00)	Cume (00)	AQH Rtg	AQH Shr	AQH (00)	Cume (00)	AQH Rtg	AQH Shr	AQH (00)	Cume (00)	AQH Rtg	AQH Shr	AQH (00)	Cume (00)	AQH Rtg	AQH Shr	
WPHI-FM	FA '99	38	551	.4	1.8	28	389	.3	2.7	19	93	.2	1.9	53	181	.6	3.1	43	122	.5	3.7	
	4-Book	35	575	.4	1.6	25	362	.3	2.4	21	85	.2	2.1	42	155	.5	2.3	44	123	.5	3.3	
WPHT-AM	FA '99	4	84		.2	1	33		.1									4	8		.3	
	4-Book	6	103	.1	.3	3	75		.3	3	6		.3	2	11		.1	2	7		.1	
WPLY-FM	FA '99	78	1239	.8	3.6	36	825	.4	3.5	22	130	.2	2.2	81	368	.9	4.8	49	254	.5	4.2	
	4-Book	72	1171	.8	3.2	36	723	.4	3.3	23	115	.3	2.3	78	314	.9	4.4	53	235	.6	4.1	
WSSJ-AM	FA '99	5	58	.1	.2	8	67	.1	.8	12	22	.1	1.2	7	17	.1	.4	17	27	.2	1.4	
	4-Book	9	72	.1	.4	9	56	.1	.9	7	20	.1	.7	17	29	.2	.9	13	22	.2	1.0	
WUSL-FM	FA '99	95	1002	1.0	4.4	64	714	.7	6.2	59	163	.6	5.8	109	315	1.2	6.4	56	202	.6	4.8	
	4-Book	92	959	1.0	4.0	61	698	.7	5.6	49	143	.5	4.9	89	274	1.0	5.0	71	197	.8	5.4	
WWDB-FM	FA '99	41	590	.4	1.9	21	257	.2	2.0	28	55	.3	2.8	15	47	.2	.9	3	18		.3	
	4-Book	53	552	.5	2.3	24	312	.3	2.2	22	73	.2	2.2	16	56	.2	.9	7	29	.1	.5	
WXTU-FM	FA '99	69	680	.7	3.2	22	401	.2	2.1	28	126	.3	2.8	36	186	.4	2.1	12	84	.1	1.0	
	4-Book	82	718	.9	3.6	38	469	.4	3.5	43	154	.5	4.4	71	252	.8	3.9	45	146	.5	3.4	
WYSP-FM	FA '99	90	1184	1.0	4.2	39	720	.4	3.8	50	141	.5	5.0	55	249	.6	3.3	33	151	.4	2.8	
	4-Book	100	1250	1.1	4.4	27	530	.3	2.5	25	81	.2	2.5	43	185	.5	2.4	31	144	.4	2.4	
WJBR-FM	FA '99	20	236	.2	.9	4	95		.4	3	9		.3	12	36	.1	.7	2	8		.2	
	4-Book	22	232	.3	1.0	6	105	.1	.5	5	16	.1	.5	12	43	.1	.7	10	28	.1	.7	
WKXV-FM	FA '99	34	385	.4	1.6	7	144	.1	.7	2	9		.2	8	65	.1	.5	10	50	.1	.9	
	4-Book	34	426	.4	1.5	8	148	.1	.7	5	21	.1	.5	9	52	.1	.5	10	43	.1	.8	
WLEV-FM	FA '99	15	104	.2	.7	2	52		.2					3	18		.2					
	4-Book	**	**	**	**	**	**	**	**	**	**	**	**	**	**	**	**	**	**	**	**	**
WNJO-FM	FA '99	13	198	.1	.6	8	96	.1	.8	9	16	.1	.9	13	25	.1	.8	11	39	.1	.9	
	4-Book	21	253	.2	.9	12	143	.1	1.1	9	31	.1	.9	24	64	.3	1.3	17	56	.2	1.3	
WPST-FM	FA '99	45	952	.5	2.1	25	527	.3	2.4	25	110	.3	2.5	61	248	.7	3.6	43	139	.5	3.7	
	4-Book	48	888	.5	2.1	20	450	.2	1.9	14	72	.2	1.5	48	207	.5	2.7	29	125	.3	2.3	
WSTV-FM	FA '99	10	226	.1	.5	3	137		.3					5	46	.1	.3	6	58	.1	.5	
	4-Book	**	**	**	**	**	**	**	**	**	**	**	**	**	**	**	**	**	**	**	**	**
TOTALS	FA '99	2167	8994	23.3		1032	7328	11.1		1010	3052	10.8		1690	4554	18.1		1174	3185	12.6		
	4-Book	2280	9072	24.2		1084	7631	11.5		984	2969	10.5		1800	4774	19.1		1298	3508	13.8		

** Station(s) not reported this survey.

* Listener estimates adjusted for reported broadcast schedule.

+ Station(s) changed call letters - see Page 13.

4-Book: Avg. of current and previous 3 surveys.
2-Book: Avg. of most recent 2 surveys.

Target Listener Estimates

Women 25-49																					
Saturday 7PM-MID				Sunday 6AM-10AM				Sunday 10AM-3PM				Sunday 3PM-7PM				Sunday 7PM-MID					
AQH (00)	Cume (00)	AQH Rtg	AQH Shr	AQH (00)	Cume (00)	AQH Rtg	AQH Shr	AQH (00)	Cume (00)	AQH Rtg	AQH Shr	AQH (00)	Cume (00)	AQH Rtg	AQH Shr	AQH (00)	Cume (00)	AQH Rtg	AQH Shr		
KYW -AM																					
FA '99	23	114	.2	3.4	64	365	.7	7.7	53	240	.6	3.8	15	66	.2	1.7	14	76	.2	2.6	
4-Book	18	118	.2	2.5	69	318	.8	8.4	40	211	.4	2.9	23	109	.2	2.3	15	110	.2	2.4	
WBEB-FM																					
FA '99	20	130	.2	2.9	46	204	.5	5.5	69	260	.7	4.9	54	207	.6	6.3	28	110	.3	5.3	
4-Book	36	184	.4	5.1	48	185	.5	5.8	98	342	1.1	7.0	65	224	.7	6.7	37	155	.4	6.1	
WDAS-AM																					
FA '99	5	17	.1	.7	90	218	1.0	10.9	56	203	.6	4.0	25	57	.3	2.9	7	7	.1	1.3	
4-Book	4	11	.1	.6	66	153	.7	8.0	52	150	.6	3.7	15	39	.2	1.6	9	17	.1	1.5	
WDAS-FM																					
FA '99	102	251	1.1	15.0	77	239	.8	9.3	119	342	1.3	8.5	91	214	1.0	10.6	155	277	1.7	29.1	
4-Book	104	265	1.1	14.5	75	220	.8	9.2	114	337	1.2	8.2	113	256	1.2	11.6	187	337	2.0	30.4	
+WEJM-FM																					
FA '99	34	185	.4	5.0	33	121	.4	4.0	82	298	.9	5.8	44	147	.5	5.1	36	123	.4	6.8	
4-Book	34	161	.4	4.6	27	113	.3	3.3	73	303	.8	5.2	57	210	.6	5.7	27	111	.3	4.6	
+WEMG-AM																					
FA '99					15	25	.2	1.8	17	25	.2	1.2	1	8		.1					
4-Book	2	3		.3	4	8	.1	.5	10	19	.1	.7	5	13	.1	.5	1	2		.1	
+WEMG-FM																					
FA '99	3	23		.4	2	13		.2	12	46	.1	.9	13	31	.1	1.5	8	39	.1	1.5	
4-Book	**	**	**	**	**	**	**	**	**	**	**	**	**	**	**	**	**	**	**	**	**
WHAT-AM																					
FA '99	5	16	.1	.7	18	39	.2	2.2	12	50	.1	.9	9	15	.1	1.0	2	8		.4	
4-Book	4	12	.1	.5	16	37	.2	1.9	11	39	.1	.8	5	11	.1	.5	2	7		.4	
WIOQ-FM																					
FA '99	39	235	.4	5.8	27	130	.3	3.3	123	514	1.3	8.8	74	272	.8	8.6	35	159	.4	6.6	
4-Book	46	208	.5	6.5	27	139	.3	3.3	75	354	.8	5.5	61	249	.6	6.4	39	174	.4	6.3	
WIP -AM																					
FA '99	8	17	.1	1.2	2	9		.2	13	60	.1	.9	10	44	.1	1.2	5	35	.1	.9	
4-Book	3	18		.5	3	9		.3	7	33	.1	.5	8	36	.1	.9	6	21	.1	.9	
WJZZ-FM																					
FA '99	39	141	.4	5.8	16	81	.2	1.9	33	135	.4	2.3	34	115	.4	4.0	20	73	.2	3.8	
4-Book	54	173	.6	7.5	32	98	.3	3.9	52	169	.6	3.7	42	130	.5	4.4	27	95	.3	4.3	
+VLCE-FM																					
WYXR-FM																					
FA '99	22	143	.2	3.2	35	193	.4	4.2	59	235	.6	4.2	20	118	.2	2.3	7	54	.1	1.3	
4-Book	31	130	.3	4.4	25	128	.3	3.1	70	282	.7	5.0	38	169	.4	3.9	21	95	.2	3.2	
VMGK-FM																					
FA '99	31	146	.3	4.6	25	122	.3	3.0	62	321	.7	4.4	57	192	.6	6.6	20	109	.2	3.8	
4-Book	30	157	.3	4.3	18	81	.2	2.2	68	300	.7	4.8	52	175	.6	5.4	22	101	.2	3.6	
WMMR-FM																					
FA '99	12	93	.1	1.8	6	51	.1	.7	17	91	.2	1.2	30	124	.3	3.5	6	66	.1	1.1	
4-Book	18	107	.2	2.5	12	59	.1	1.4	39	167	.4	2.8	40	147	.4	4.1	10	52	.1	1.6	
WNAP-AM																					
FA '99					* 18	18	.2	2.2	5	18	.1	.4	* 4	9		.5					
4-Book	**	**	**	**	10	17	.1	1.3	3	16	.1	.2	4	9		.4	**	**	**	**	
WVGL-FM																					
FA '99	37	150	.4	5.5	24	79	.3	2.9	57	214	.6	4.1	53	146	.6	6.2	40	108	.4	7.5	
4-Book	41	163	.4	5.9	45	142	.5	5.6	52	207	.6	3.8	57	165	.6	5.9	37	112	.4	6.2	
WPEN-AM																					
FA '99	4	9		.6	4	9		.5	20	51	.2	1.4	9	9	.1	1.0	2	9		.4	
4-Book	4	13	.1	.6	3	10		.3	14	35	.1	1.0	6	14	.1	.6	2	9		.3	

** Station(s) not reported this survey.

* Listener estimates adjusted for reported broadcast schedule.

+ Station(s) changed call letters - see Page 13.

4-Book: Avg. of current and previous 3 surveys.
2-Book: Avg. of most recent 2 surveys.

Target Listener Estimates

Women 25-49

Target Listener Estimates - Women 25-49

	Saturday 7PM-MID				Sunday 6AM-10AM				Sunday 10AM-3PM				Sunday 3PM-7PM				Sunday 7PM-MID			
	AQH (00)	Cume (00)	AQH Rtg	AQH Shr	AQH (00)	Cume (00)	AQH Rtg	AQH Shr	AQH (00)	Cume (00)	AQH Rtg	AQH Shr	AQH (00)	Cume (00)	AQH Rtg	AQH Shr	AQH (00)	Cume (00)	AQH Rtg	AQH Shr
WPHI-FM																				
FA '99	31	101	.3	4.6	20	60	.2	2.4	30	112	.3	2.1	16	65	.2	1.9	10	47	.1	1.9
4-Book	28	106	.3	4.0	14	48	.1	1.7	27	104	.3	1.9	18	61	.2	1.8	9	34	.1	1.4
WPHT-AM																				
FA '99		8			1	9	.1	.1	2	8	.1	.1	1	9	.1	.1				
4-Book	1	8	.1	.1	5	19	.1	.6	3	19	.2	.2	3	14	.3	.3	7	21	.1	1.0
WPLY-FM																				
FA '99	34	199	.4	5.0	13	90	.1	1.6	42	221	.5	3.0	30	157	.3	3.5	12	86	.1	2.3
4-Book	23	122	.3	3.3	15	87	.2	1.9	45	233	.5	3.3	32	166	.3	3.3	16	84	.2	2.5
WSSJ-AM																				
FA '99	10	30	.1	1.5					7	9	.1	.5	5	9	.1	.6	8	23	.1	1.5
4-Book	6	13	.1	.9	3	11	.3	.3	12	18	.1	.8	11	19	.1	1.1	5	14	.1	.8
WUSL-FM																				
FA '99	49	146	.5	7.2	76	219	.8	9.2	91	301	1.0	6.5	47	161	.5	5.5	24	91	.3	4.5
4-Book	55	154	.6	7.8	74	205	.8	9.1	81	289	.9	5.8	40	127	.4	4.2	26	86	.3	4.3
WVDB-FM																				
FA '99	1	9	.1	.1	39	124	.4	4.7	76	156	.8	5.4		8			2	7		.4
4-Book	8	32	.1	1.1	29	107	.3	3.5	93	183	1.0	6.7	5	20	.1	.5	6	24	.1	.9
WXTU-FM																				
FA '99	10	60	.1	1.5	16	67	.2	1.9	39	174	.4	2.8	26	109	.3	3.0	6	49	.1	1.1
4-Book	15	76	.2	2.1	31	102	.3	3.7	49	175	.5	3.5	38	119	.4	3.9	11	55	.1	1.7
WYSP-FM																				
FA '99	4	43	.6	.6	31	49	.3	3.7	82	315	.9	5.8	60	261	.6	7.0	2	17		.4
4-Book	13	66	.1	1.8	12	36	.1	1.4	51	203	.6	3.6	36	149	.4	3.8	6	35	.1	1.0
WJBR-FM																				
FA '99	5	18	.1	.7	5	16	.1	.6	3	17	.2	.2	1	8	.1	.1				
4-Book	6	25	.1	.9	2	14	.3	.3	5	26	.1	.4	4	25	.1	.4	2	12		.3
WKXV-FM																				
FA '99	6	36	.1	.9	7	9	.1	.8	18	36	.2	1.3	4	16	.5	.5	1	9		.2
4-Book	6	32	.1	.8	6	18	.1	.7	13	47	.1	.9	8	23	.1	.8	4	16		.7
WLEV-FM																				
FA '99	3	18	.4	.4	3	18	.4	.4	2	18	.1	.1	2	9	.2	.2	2	8	.4	.4
4-Book	**	**	**	**	**	**	**	**	**	**	**	**	**	**	**	**	**	**	**	**
WNJO-FM																				
FA '99	3	31	.4	.4	6	15	.1	.7	10	38	.1	.7	10	24	.1	1.2	1	8		.2
4-Book	4	26	.6	.6	8	29	.1	1.0	17	50	.2	1.3	14	45	.2	1.4	2	12		.3
WPST-FM																				
FA '99	13	68	.1	1.9	11	51	.1	1.3	25	147	.3	1.8	16	85	.2	1.9	9	36	.1	1.7
4-Book	10	56	.1	1.5	8	52	.1	1.0	26	146	.3	1.9	21	95	.2	2.2	6	40	.1	1.1
VSTV-FM																				
FA '99	4	22	.6	.6	1	9	.1	.1	4	25	.3	.3	3	16	.3	.3	3	9		.6
4-Book	**	**	**	**	**	**	**	**	**	**	**	**	**	**	**	**	**	**	**	**
TOTALS																				
FA '99	678	2260	7.3		829	2610	8.9		1405	3930	15.1		859	2422	9.2		533	1621	5.7	
4-Book	710	2352	7.6		818	2504	8.7		1405	3972	14.9		972	2681	10.3		615	1804	6.6	

** Station(s) not reported this survey.

* Listener estimates adjusted for reported broadcast schedule.

+ Station(s) changed call letters - see Page 13.

4-Book: Avg. of current and previous 3 surveys.
2-Book: Avg. of most recent 2 surveys.

Target Listener Trends

Women 25-54																				
Monday-Sunday 6AM-MID				Monday-Friday 6AM-10AM				Monday-Friday 10AM-3PM				Monday-Friday 3PM-7PM				Monday-Friday 7PM-MID				
AQH (00)	Cume (00)	AQH Rtg	AQH Shr	AQH (00)	Cume (00)	AQH Rtg	AQH Shr	AQH (00)	Cume (00)	AQH Rtg	AQH Shr	AQH (00)	Cume (00)	AQH Rtg	AQH Shr	AQH (00)	Cume (00)	AQH Rtg	AQH Shr	
KYW -AM																				
FA '99	92	2747	.8	5.1	259	2034	2.4	9.4	59	842	.5	2.3	98	1256	.9	4.4	41	635	.4	5.6
SU '99	97	2975	.9	5.2	267	2085	2.4	10.1	69	1108	.6	2.5	107	1434	1.0	4.8	37	667	.3	4.7
SP '99	71	2478	.6	3.7	203	1798	1.8	7.0	48	729	.4	1.6	89	1150	.8	3.9	19	403	.2	2.6
WI '99	103	2934	.9	5.3	291	2121	2.6	9.6	75	960	.7	2.5	98	1344	.9	4.2	32	541	.3	4.3
4-Book	91	2784	.8	4.8	255	2010	2.3	9.0	63	910	.6	2.2	98	1296	.9	4.3	32	562	.3	4.3
FA '98	87	2568	.8	4.5	247	1764	2.2	8.9	63	807	.6	2.2	87	1207	.8	3.7	24	421	.2	3.0
WBEB-FM																				
FA '99	203	2632	1.9	11.3	278	1520	2.5	10.1	408	1474	3.7	15.7	258	1643	2.4	11.6	73	891	.7	10.0
SU '99	182	2585	1.7	9.8	245	1454	2.2	9.2	376	1613	3.4	13.7	219	1441	2.0	9.8	54	768	.5	6.8
SP '99	207	2770	1.9	10.8	286	1734	2.6	9.9	438	1575	4.0	15.0	236	1632	2.1	10.2	74	822	.7	10.0
WI '99	224	2776	2.0	11.4	299	1614	2.7	9.8	431	1666	3.9	14.4	258	1665	2.3	11.0	80	868	.7	10.7
4-Book	204	2691	1.9	10.8	277	1581	2.5	9.8	413	1582	3.8	14.7	243	1595	2.2	10.7	70	837	.7	9.4
FA '98	205	2700	1.9	10.6	294	1744	2.7	10.5	385	1453	3.5	13.6	243	1656	2.2	10.4	66	828	.6	8.3
WDAS-AM																				
FA '99	23	438	.2	1.3	39	235	.4	1.4	12	132	.1	.5	25	166	.2	1.1	11	90	.1	1.5
SU '99	27	350	.2	1.4	53	190	.5	2.0	29	143	.3	1.1	23	147	.2	1.0	10	103	.1	1.3
SP '99	22	331	.2	1.2	30	159	.3	1.0	20	116	.2	.7	20	99	.2	.9	12	76	.1	1.6
WI '99	43	401	.4	2.2	72	252	.7	2.4	54	210	.5	1.8	42	159	.4	1.8	12	111	.1	1.6
4-Book	29	380	.3	1.5	49	209	.5	1.7	29	150	.3	1.0	28	143	.3	1.2	11	95	.1	1.5
FA '98	21	317	.2	1.1	36	167	.3	1.3	14	81	.1	.5	23	123	.2	1.0	5	49		.6
WOAS-FM																				
FA '99	169	1702	1.5	9.4	253	1115	2.3	9.2	204	881	1.9	7.9	178	984	1.6	8.0	105	741	1.0	14.4
SU '99	167	1695	1.5	9.0	223	1013	2.0	8.4	209	879	1.9	7.6	181	920	1.6	8.1	109	774	1.0	13.8
SP '99	166	1741	1.5	8.7	238	1140	2.2	8.2	184	863	1.7	6.3	191	1069	1.7	8.3	121	747	1.1	16.3
WI '99	196	1705	1.8	10.0	282	1107	2.6	9.3	224	926	2.0	7.5	215	1095	2.0	9.2	142	779	1.3	18.9
4-Book	175	1711	1.6	9.3	249	1094	2.3	8.8	205	887	1.9	7.3	191	1017	1.7	8.4	119	760	1.1	15.9
FA '98	182	1676	1.7	9.4	241	1070	2.2	8.6	221	895	2.0	7.8	212	1015	1.9	9.1	135	847	1.2	16.9
+WEJM-FM																				
FA '99	95	1810	.9	5.3	113	1056	1.0	4.1	147	923	1.3	5.7	144	1110	1.3	6.5	34	549	.3	4.7
SU '99	119	1954	1.1	6.4	120	994	1.1	4.5	179	1092	1.6	6.5	155	1244	1.4	7.0	67	594	.6	8.5
SP '99	65	1456	.6	3.4	92	739	.8	3.2	101	653	.9	3.5	89	891	.8	3.9	23	380	.2	3.1
WI '99	58	1450	.5	3.0	95	803	.9	3.1	78	684	.7	2.6	84	955	.8	3.6	19	441	.2	2.5
4-Book	84	1668	.8	4.5	105	898	1.0	3.7	126	838	1.1	4.6	118	1050	1.1	5.3	36	491	.3	4.7
FA '98	51	1196	.5	2.6	58	672	.5	2.1	76	570	.7	2.7	78	737	.7	3.3	21	332	.2	2.6
+WEMG-AM																				
FA '99	7	93	.1	.4	14	62	.1	.5	15	71	.1	.6	1	22			1	10		.1
SU '99	9	127	.1	.5	13	76	.1	.5	9	50	.1	.3	7	54	.1	.3	8	36	.1	1.0
SP '99	16	164	.1	.8	26	106	.2	.9	28	126	.3	1.0	18	156	.2	.8	6	58	.1	.8
WI '99	14	103	.1	.7	21	53	.2	.7	15	73	.1	.5	18	81	.2	.8	8	62	.1	1.1
4-Book	12	122	.1	.6	19	74	.2	.7	17	80	.2	.6	11	78	.1	.5	6	42	.1	.8
FA '98	12	96	.1	.6	18	81	.2	.6	24	71	.2	.8	12	68	.1	.5	1	16		.1
+WEMG-FM																				
FA '99	12	199	.1	.7	19	132	.2	.7	17	125	.2	.7	14	115	.1	.6	8	98	.1	1.1
SU '99	18	257	.2	1.0	18	124	.2	.7	20	124	.2	.7	29	175	.3	1.3	13	87	.1	1.6
SP '99	**	**	**	**	**	**	**	**	**	**	**	**	**	**	**	**	**	**	**	**
WI '99	4	80		.2	6	23	.1	.2	8	41	.1	.3	3	48		.1	1	24		.1
4-Book	**	**	**	**	**	**	**	**	**	**	**	**	**	**	**	**	**	**	**	**
FA '98	3	67		.2	3	22		.1	6	26	.1	.2	4	41		.2	1	34		.1
WHAT-AM																				
FA '99	11	150	.1	.6	15	66	.1	.5	16	31	.1	.6	11	43	.1	.5	4	15		.5
SU '99	11	123	.1	.6	17	42	.2	.6	16	41	.1	.6	8	34	.1	.4	5	34		.6
SP '99	8	131	.1	.4	20	82	.2	.7	5	50		.2	7	30	.1	.3				
WI '99	9	201	.1	.5	15	103	.1	.5	12	93	.1	.4	9	40	.1	.4	5	36		.7
4-Book	10	151	.1	.5	17	73	.2	.6	12	54	.1	.5	9	37	.1	.4	4	21		.5
FA '98	11	182	.1	.6	26	113	.2	.9	8	65	.1	.3	7	40	.1	.3	7	13	.1	.9

** Station(s) not reported this survey.

* Listener estimates adjusted for reported broadcast schedule.

+ Station(s) changed call letters - see Page 13.

4-Book: Avg. of current and previous 3 surveys.
2-Book: Avg. of most recent 2 surveys.

Target Listener Trends

Women 25-54

Target Listener Trends - Women 25-54

	Monday-Sunday 6AM-MID				Monday-Friday 6AM-10AM				Monday-Friday 10AM-3PM				Monday-Friday 3PM-7PM				Monday-Friday 7PM-MID			
	AQH (00)	Cume (00)	AQH Rtg	AQH Shr	AQH (00)	Cume (00)	AQH Rtg	AQH Shr	AQH (00)	Cume (00)	AQH Rtg	AQH Shr	AQH (00)	Cume (00)	AQH Rtg	AQH Shr	AQH (00)	Cume (00)	AQH Rtg	AQH Shr
WIOQ-FM																				
FA '99	118	2270	1.1	6.6	153	1204	1.4	5.6	176	1221	1.6	6.8	159	1415	1.5	7.2	48	735	.4	6.6
SU '99	79	1982	.7	4.2	94	819	.9	3.5	121	1080	1.1	4.4	99	1055	.9	4.4	32	555	.3	4.1
SP '99	111	2443	1.0	5.8	132	1318	1.2	4.6	177	1200	1.6	6.0	146	1403	1.3	6.3	40	702	.4	5.4
WI '99	84	1877	.8	4.3	112	851	1.0	3.7	153	1128	1.4	5.1	109	1113	1.0	4.7	24	506	.2	3.2
4-Book	98	2143	.9	5.2	123	1048	1.1	4.4	157	1157	1.4	5.6	128	1247	1.2	5.7	36	625	.3	4.8
FA '98	101	2048	.9	5.2	143	1019	1.3	5.1	170	1142	1.5	6.0	128	1190	1.2	5.5	29	575	.3	3.6
VIP -AM																				
FA '99	10	430	.1	.6	21	191	.2	.8	12	166	.1	.5	7	102	.1	.3	5	85	.7	.7
SU '99	8	399	.1	.4	20	223	.2	.8	8	114	.1	.3	9	135	.1	.4	3	70	.4	.4
SP '99	9	390	.1	.5	29	190	.3	1.0	3	63			7	113	.1	.3	3	83	.4	.4
WI '99	13	508	.1	.7	27	215	.2	.9	11	116	.1	.4	19	188	.2	.8	5	99	.7	.7
4-Book	10	432	.1	.6	24	205	.2	.9	9	115	.1	.3	11	135	.1	.5	4	84	.6	.6
FA '98	16	445	.1	.8	33	191	.3	1.2	15	130	.1	.5	19	231	.2	.8	8	85	.1	1.0
VJJZ-FM																				
FA '99	102	1408	.9	5.7	106	624	1.0	3.9	187	667	1.7	7.2	147	840	1.3	6.6	47	516	.4	6.4
SU '99	103	1375	.9	5.5	87	545	.8	3.3	190	684	1.7	6.9	129	703	1.2	5.8	66	548	.6	8.4
SP '99	145	1663	1.3	7.6	171	876	1.6	5.9	276	892	2.5	9.4	185	1016	1.7	8.0	49	457	.4	6.6
WI '99	128	1756	1.2	6.5	144	828	1.3	4.7	240	830	2.2	8.0	154	955	1.4	6.6	56	513	.5	7.5
4-Book	120	1551	1.1	6.3	127	718	1.2	4.5	223	768	2.0	7.9	154	879	1.4	6.8	55	509	.5	7.2
FA '98	97	1625	.9	5.0	103	711	.9	3.7	167	769	1.5	5.9	130	901	1.2	5.6	37	496	.3	4.6
+WLCE-FM																				
VYXR-FM																				
FA '99	91	1806	.8	5.1	145	1093	1.3	5.3	170	873	1.6	6.6	107	1129	1.0	4.8	21	400	.2	2.9
SU '99	79	1914	.7	4.2	105	997	1.0	4.0	141	958	1.3	5.1	96	1060	.9	4.3	21	527	.2	2.7
SP '99	97	2067	.9	5.1	156	1216	1.4	5.4	150	965	1.4	5.1	130	1319	1.2	5.6	25	481	.2	3.4
WI '99	122	2181	1.1	6.2	191	1235	1.7	6.3	233	1147	2.1	7.8	159	1262	1.4	6.8	29	527	.3	3.9
4-Book	97	1992	.9	5.2	149	1135	1.4	5.3	174	986	1.6	6.2	123	1193	1.1	5.4	24	484	.2	3.2
FA '98	110	2028	1.0	5.7	172	1232	1.6	6.2	173	1097	1.6	6.1	130	1204	1.2	5.6	44	525	.4	5.5
WMGK-FM																				
FA '99	90	1937	.8	5.0	92	889	.8	3.4	148	930	1.4	5.7	138	1181	1.3	6.2	37	488	.3	5.1
SU '99	89	1824	.8	4.8	99	870	.9	3.7	154	1004	1.4	5.6	120	1064	1.1	5.4	28	435	.3	3.5
SP '99	85	1900	.8	4.5	109	869	1.0	3.8	161	910	1.5	5.5	114	1163	1.0	5.0	27	562	.2	3.6
WI '99	80	1841	.7	4.1	89	797	.8	2.9	148	870	1.3	5.0	110	1081	1.0	4.7	20	412	.2	2.7
4-Book	86	1876	.8	4.6	97	856	.9	3.5	153	929	1.4	5.5	121	1122	1.1	5.3	28	474	.3	3.7
FA '98	89	1687	.8	4.6	93	864	.8	3.3	179	870	1.6	6.3	131	1088	1.2	5.6	23	395	.2	2.9
WMMR-FM																				
FA '99	34	1144	.3	1.9	58	507	.5	2.1	49	576	.4	1.9	48	603	.4	2.2	9	230	.1	1.2
SU '99	52	1416	.5	2.8	75	646	.7	2.8	79	616	.7	2.9	55	709	.5	2.5	18	399	.2	2.3
SP '99	53	1281	.5	2.8	72	590	.7	2.5	107	557	1.0	3.7	68	688	.6	3.0	9	269	.1	1.2
WI '99	41	1183	.4	2.1	69	592	.6	2.3	56	476	.5	1.9	46	577	.4	2.0	16	254	.1	2.1
4-Book	45	1256	.4	2.4	69	584	.6	2.4	73	556	.7	2.6	54	644	.5	2.4	13	288	.1	1.7
FA '98	69	1308	.6	3.6	96	592	.9	3.4	115	601	1.0	4.0	105	887	1.0	4.5	16	278	.1	2.0
WNAP-AM																				
FA '99	* 11	149	.1	.6	* 18	83	.2	.7	6	49	.1	.2	* 13	65	.1	.6	**	**	**	**
SU '99	7	109	.1	.4	6	46	.1	.2	8	50	.1	.3	5	40			**	**	**	**
SP '99	5	73		.3	3	20		.1	4	34		.1	8	28	.1	.3	**	**	**	**
WI '99	11	129	.1	.6	11	42	.1	.4	15	96	.1	.5	14	61	.1	.6	**	**	**	**
4-Book	9	115	.1	.5	10	48	.1	.4	8	57	.1	.3	10	49	.1	.4	**	**	**	**
FA '98	**	**	**	**	**	**	**	**	**	**	**	**	**	**	**	**	**	**	**	**
VOGL-FM																				
FA '99	84	2025	.8	4.7	107	1023	1.0	3.9	124	896	1.1	4.8	105	1138	1.0	4.7	44	521	.4	6.0
SU '99	75	1712	.7	4.0	92	764	.8	3.5	116	814	1.1	4.2	85	894	.8	3.8	28	471	.3	3.5
SP '99	117	2174	1.1	6.1	152	1072	1.4	5.3	185	1017	1.7	6.3	124	1179	1.1	5.4	43	523	.4	5.8
WI '99	107	2041	1.0	5.5	127	1056	1.2	4.2	166	884	1.5	5.6	139	1178	1.3	5.9	44	484	.4	5.9
4-Book	96	1988	.9	5.1	120	979	1.1	4.2	148	903	1.4	5.2	113	1097	1.1	5.0	40	500	.4	5.3
FA '98	138	2410	1.3	7.1	173	1172	1.6	6.2	204	1167	1.9	7.2	149	1271	1.4	6.4	60	691	.5	7.5

** Station(s) not reported this survey.

* Listener estimates adjusted for reported broadcast schedule.

+ Station(s) changed call letters - see Page 13.

4-Book: Avg. of current and previous 3 surveys.
2-Book: Avg. of most recent 2 surveys.

Target Listener Trends

Women 25-54																				
Monday-Sunday 6AM-MID				Monday-Friday 6AM-10AM				Monday-Friday 10AM-3PM				Monday-Friday 3PM-7PM				Monday-Friday 7PM-MID				
AQH (00)	Cume (00)	AQH Rtg	AQH Shr	AQH (00)	Cume (00)	AQH Rtg	AQH Shr	AQH (00)	Cume (00)	AQH Rtg	AQH Shr	AQH (00)	Cume (00)	AQH Rtg	AQH Shr	AQH (00)	Cume (00)	AQH Rtg	AQH Shr	
WPEN-AM																				
FA '99	16	215	.1	.9	22	91	.2	.8	22	87	.2	.8	20	93	.2	.9	4	43	.5	
SU '99	22	209	.2	1.2	31	142	.3	1.2	41	118	.4	1.5	28	112	.3	1.3	8	38	.1	
SP '99	12	237	.1	.6	14	84	.1	.5	16	82	.1	.5	13	83	.1	.6	6	46	.1	
WI '99	18	262	.2	.9	31	148	.3	1.0	32	129	.3	1.1	16	115	.1	.7	4	50	.5	
4-Book	17	231	.2	.9	25	116	.2	.9	28	104	.3	1.0	19	101	.2	.9	6	44	.1	
FA '98	11	177	.1	.6	15	75	.1	.5	12	75	.1	.4	13	81	.1	.6	6	35	.1	
WPHI-FM																				
FA '99	32	792	.3	1.8	44	353	.4	1.6	36	349	.3	1.4	38	382	.3	1.7	17	226	.2	
SU '99	29	681	.3	1.6	30	311	.3	1.1	41	311	.4	1.5	34	339	.3	1.5	12	209	.1	
SP '99	29	790	.3	1.5	28	350	.3	1.0	32	350	.3	1.1	41	416	.4	1.8	23	237	.2	
WI '99	33	746	.3	1.7	38	335	.3	1.2	36	286	.3	1.2	46	414	.4	2.0	29	256	.3	
4-Book	31	752	.3	1.7	35	337	.3	1.2	36	324	.3	1.3	40	388	.4	1.8	20	232	.2	
FA '98	37	722	.3	1.9	40	267	.4	1.4	45	336	.4	1.6	50	387	.5	2.1	23	267	.2	
WPHT-AM																				
FA '99	3	160	.1	.2	1	25	.1	.1	7	41	.1	.3	5	75	.1	.2	2	39	.3	
SU '99	12	302	.1	.6	18	71	.2	.7	4	60	.1	.1	26	158	.2	1.2	5	71	.6	
SP '99	5	175	.1	.3	3	7	.1	.1	4	38	.1	.1	10	76	.1	.4	4	63	.5	
WI '99	7	209	.1	.4	13	79	.1	.4	5	50	.2	.2	11	61	.1	.5	6	51	.1	
4-Book	7	212	.1	.4	9	46	.1	.3	5	47	.2	.2	13	93	.1	.6	4	56	.6	
FA '98	14	233	.1	.7	23	90	.2	.8	19	98	.2	.7	18	102	.2	.8	8	55	.1	
WPLY-FM																				
FA '99	55	1544	.5	3.1	73	761	.7	2.7	83	740	.8	3.2	83	936	.8	3.7	16	452	.1	
SU '99	54	1400	.5	2.9	77	668	.7	2.9	73	702	.7	2.7	77	858	.7	3.5	17	377	.2	
SP '99	61	1499	.6	3.2	78	705	.7	2.7	88	736	.8	3.0	85	973	.8	3.7	24	361	.2	
WI '99	38	1251	.3	1.9	56	544	.5	1.8	49	480	.4	1.6	57	794	.5	2.4	15	355	.1	
4-Book	52	1424	.5	2.8	71	670	.7	2.5	73	665	.7	2.6	76	890	.7	3.3	18	386	.2	
FA '98	40	1115	.4	2.1	51	551	.5	1.8	53	479	.5	1.9	65	764	.6	2.8	14	347	.1	
WSSJ-AM																				
FA '99	9	83	.1	.5	8	43	.1	.3	14	41	.1	.5	11	31	.1	.5	2	41	.3	
SU '99	16	118	.1	.9	25	88	.2	.9	13	83	.1	.5	19	75	.2	.9	15	72	.1	
SP '99	8	101	.1	.4	6	48	.1	.2	9	68	.1	.3	10	59	.1	.4	4	57	.5	
WI '99	9	60	.1	.5	10	44	.1	.3	8	38	.1	.3	7	39	.1	.3	4	27	.5	
4-Book	11	91	.1	.6	12	56	.1	.4	11	58	.1	.4	12	51	.1	.5	6	49	.8	
FA '98	**	**	**	**	**	**	**	**	**	**	**	**	**	**	**	**	**	**	**	**
WUSL-FM																				
FA '99	82	1355	.7	4.6	125	613	1.1	4.6	90	604	.8	3.5	92	689	.8	4.1	49	543	.4	
SU '99	67	1304	.6	3.6	105	680	1.0	4.0	70	553	.6	2.6	83	646	.8	3.7	28	340	.3	
SP '99	65	1206	.6	3.4	101	635	.9	3.5	72	550	.7	2.5	64	618	.6	2.8	40	394	.4	
WI '99	88	1294	.8	4.5	137	642	1.2	4.5	109	666	1.0	3.7	102	605	.9	4.4	52	413	.5	
4-Book	76	1290	.7	4.0	117	643	1.1	4.2	85	593	.8	3.1	85	640	.8	3.8	42	423	.4	
FA '98	88	1318	.8	4.6	133	649	1.2	4.8	128	614	1.2	4.5	83	612	.8	3.6	43	372	.4	
WVDB-FM																				
FA '99	44	908	.4	2.4	58	445	.5	2.1	78	456	.7	3.0	41	380	.4	1.8	20	201	.2	
SU '99	46	877	.4	2.5	49	360	.4	1.8	78	489	.7	2.8	52	248	.5	2.3	22	179	.2	
SP '99	45	799	.4	2.4	58	367	.5	2.0	79	387	.7	2.7	32	294	.3	1.4	29	234	.3	
WI '99	57	835	.5	2.9	66	451	.6	2.2	133	507	1.2	4.5	56	306	.5	2.4	18	140	.2	
4-Book	48	855	.4	2.6	58	406	.5	2.0	92	460	.8	3.3	45	307	.4	2.0	22	189	.2	
FA '98	42	897	.4	2.2	56	404	.5	2.0	79	383	.7	2.8	24	325	.2	1.0	17	218	.2	
WXTU-FM																				
FA '99	52	944	.5	2.9	90	539	.8	3.3	68	408	.6	2.6	77	609	.7	3.5	15	324	.1	
SU '99	66	1007	.6	3.5	113	599	1.0	4.3	79	543	.7	2.9	87	702	.8	3.9	20	363	.2	
SP '99	79	1119	.7	4.1	129	730	1.2	4.5	124	547	1.1	4.2	98	660	.9	4.3	24	348	.2	
WI '99	70	930	.6	3.6	103	558	.9	3.4	109	434	1.0	3.7	83	579	.8	3.5	20	334	.2	
4-Book	67	1000	.6	3.5	109	607	1.0	3.9	95	483	.9	3.4	86	638	.8	3.8	20	342	.2	
FA '98	92	1198	.8	4.8	136	781	1.2	4.9	96	607	.9	3.4	132	796	1.2	5.7	38	371	.3	

** Station(s) not reported this survey.

* Listener estimates adjusted for reported broadcast schedule.

+ Station(s) changed call letters - see Page 13.

4-Book: Avg. of current and previous 3 surveys.
2-Book: Avg. of most recent 2 surveys.

Target Listener Trends

Target Listener Trends - Women 25-54

		Women 25-54																			
		Monday-Sunday 6AM-MID				Monday-Friday 6AM-10AM				Monday-Friday 10AM-3PM				Monday-Friday 3PM-7PM				Monday-Friday 7PM-MID			
		AQH (00)	Cume (00)	AQH Rtg	AQH Shr	AQH (00)	Cume (00)	AQH Rtg	AQH Shr	AQH (00)	Cume (00)	AQH Rtg	AQH Shr	AQH (00)	Cume (00)	AQH Rtg	AQH Shr	AQH (00)	Cume (00)	AQH Rtg	AQH Shr
WYSP-FM																					
FA '99		61	1670	.6	3.4	198	936	1.8	7.2	54	595	.5	2.1	32	488	.3	1.4	10	242	.1	1.4
SU '99		66	1557	.6	3.5	213	863	1.9	8.0	78	676	.7	2.8	39	414	.4	1.8	10	265	.1	1.3
SP '99		59	1454	.5	3.1	218	1024	2.0	7.5	55	434	.5	1.9	33	436	.3	1.4	13	208	.1	1.8
WI '99		67	1513	.6	3.4	233	1029	2.1	7.6	80	667	.7	2.7	44	558	.4	1.9	8	152	.1	1.1
4-Book		63	1549	.6	3.4	216	963	2.0	7.6	67	593	.6	2.4	37	474	.4	1.6	10	217	.1	1.4
FA '98		59	1502	.5	3.1	172	935	1.6	6.2	60	546	.5	2.1	51	474	.5	2.2	14	177	.1	1.8
WJBR-FM																					
FA '99		17	351	.2	.9	22	141	.2	.8	31	173	.3	1.2	27	179	.2	1.2	7	112	.1	1.0
SU '99		23	381	.2	1.2	34	173	.3	1.3	44	166	.4	1.6	24	153	.2	1.1	11	149	.1	1.4
SP '99		20	394	.2	1.0	26	185	.2	.9	36	234	.3	1.2	20	198	.2	.9	12	125	.1	1.6
WI '99		19	326	.2	1.0	36	160	.3	1.2	38	155	.3	1.3	19	178	.2	.8	5	69	.1	.7
4-Book		20	363	.2	1.0	30	165	.3	1.1	37	182	.3	1.3	23	177	.2	1.0	9	114	.1	1.2
FA '98		18	412	.2	.9	18	201	.2	.6	35	202	.3	1.2	30	269	.3	1.3	6	101	.1	.8
WKXV-FM																					
FA '99		23	523	.2	1.3	27	260	.2	1.0	46	261	.4	1.8	35	277	.3	1.6	5	87	.1	.7
SU '99		23	648	.2	1.2	31	293	.3	1.2	34	239	.3	1.2	37	349	.3	1.7	5	193	.1	.6
SP '99		28	630	.3	1.5	46	304	.4	1.6	49	285	.4	1.7	45	360	.4	2.0	4	106	.1	.5
WI '99		22	494	.2	1.1	30	250	.3	1.0	37	233	.3	1.2	40	352	.4	1.7	6	141	.1	.8
4-Book		24	574	.2	1.3	34	277	.3	1.2	42	255	.4	1.5	39	335	.4	1.8	5	132	.1	.7
FA '98		29	604	.3	1.5	27	237	.2	1.0	49	321	.4	1.7	51	349	.5	2.2	15	179	.1	1.9
WLEV-FM																					
FA '99		10	148	.1	.6	13	87	.1	.5	23	78	.2	.9	13	78	.1	.6	2	43	.1	.3
SU '99		**	**	**	**	**	**	**	**	**	**	**	**	**	**	**	**	**	**	**	**
SP '99		18	202	.2	.9	22	106	.2	.8	37	98	.3	1.3	22	127	.2	1.0	4	67	.1	.5
WI '99		**	**	**	**	**	**	**	**	**	**	**	**	**	**	**	**	**	**	**	**
4-Book		**	**	**	**	**	**	**	**	**	**	**	**	**	**	**	**	**	**	**	**
FA '98		**	**	**	**	**	**	**	**	**	**	**	**	**	**	**	**	**	**	**	**
WNJO-FM																					
FA '99		11	324	.1	.6	13	123	.1	.5	20	167	.2	.8	12	124	.1	.5	2	92	.1	.3
SU '99		21	414	.2	1.1	30	242	.3	1.1	32	240	.3	1.2	20	257	.2	.9	8	133	.1	1.0
SP '99		19	440	.2	1.0	21	164	.2	.7	31	216	.3	1.1	29	248	.3	1.3	4	87	.1	.5
WI '99		19	378	.2	1.0	20	170	.2	.7	27	155	.2	.9	27	170	.2	1.2	6	97	.1	.8
4-Book		18	389	.2	.9	21	175	.2	.8	28	195	.3	1.0	22	200	.2	1.0	5	102	.1	.7
FA '98		19	321	.2	1.0	21	172	.2	.8	38	151	.3	1.3	24	190	.2	1.0	6	104	.1	.8
WPST-FM																					
FA '99		35	1161	.3	1.9	61	570	.6	2.2	39	508	.4	1.5	45	676	.4	2.0	14	257	.1	1.9
SU '99		39	1045	.4	2.1	46	487	.4	1.7	77	508	.7	2.8	60	530	.5	2.7	10	279	.1	1.3
SP '99		39	1034	.4	2.0	54	540	.5	1.9	65	455	.6	2.2	56	623	.5	2.4	12	283	.1	1.6
WI '99		26	1075	.2	1.3	39	470	.4	1.3	40	425	.4	1.3	34	578	.3	1.5	6	265	.1	.8
4-Book		35	1079	.3	1.8	50	517	.5	1.8	55	474	.5	2.0	49	602	.4	2.2	11	271	.1	1.4
FA '98		22	923	.2	1.1	31	414	.3	1.1	31	370	.3	1.1	28	500	.3	1.2	5	176	.1	.6
WSTV-FM																					
FA '99		7	359	.1	.4	15	119	.1	.5	9	79	.1	.3	7	160	.1	.3	2	87	.1	.3
SU '99		16	462	.1	.9	24	212	.2	.9	20	165	.2	.7	19	188	.2	.9	8	138	.1	1.0
SP '99		**	**	**	**	**	**	**	**	**	**	**	**	**	**	**	**	**	**	**	**
WI '99		**	**	**	**	**	**	**	**	**	**	**	**	**	**	**	**	**	**	**	**
4-Book		**	**	**	**	**	**	**	**	**	**	**	**	**	**	**	**	**	**	**	**
FA '98		**	**	**	**	**	**	**	**	**	**	**	**	**	**	**	**	**	**	**	**
TOTALS																					
FA '99		1797	10643	16.4		2743	9709	25.1		2591	8235	23.7		2217	9086	20.2		731	6081	6.7	
SU '99		1865	10734	16.9		2656	9436	24.1		2738	8500	24.9		2228	9190	20.2		790	6283	7.2	
SP '99		1910	10848	17.4		2890	9800	26.3		2926	8574	26.6		2303	9434	20.9		742	5925	6.7	
WI '99		1961	10661	17.8		3047	9788	27.7		2984	8527	27.1		2342	9321	21.3		751	6023	6.8	
4-Book		1883	10722	17.1		2834	9683	25.8		2810	8459	25.6		2273	9258	20.7		754	6078	6.9	
FA '98		1931	10731	17.5		2787	9608	25.3		2841	8569	25.8		2332	9280	21.2		798	5892	7.3	

** Station(s) not reported this survey.

* Listener estimates adjusted for reported broadcast schedule.

+ Station(s) changed call letters - see Page 13.

4-Book: Avg. of current and previous 3 surveys.
2-Book: Avg. of most recent 2 surveys.

Target Listener Estimates

Women 25-54																					
Monday-Friday 6AM-7PM				Weekend 6AM-MID				Saturday 6AM-10AM				Saturday 10AM-3PM				Saturday 3PM-7PM					
AQH (00)	Cume (00)	AQH Rtg	AQH Shr	AQH (00)	Cume (00)	AQH Rtg	AQH Shr	AQH (00)	Cume (00)	AQH Rtg	AQH Shr	AQH (00)	Cume (00)	AQH Rtg	AQH Shr	AQH (00)	Cume (00)	AQH Rtg	AQH Shr		
KYW -AM																					
FA '99	132	2484	1.2	5.2	56	1335	.5	4.6	125	608	1.1	10.2	56	331	.5	2.8	46	254	.4	3.3	
4-Book	133	2546	1.2	5.0	56	1283	.5	4.4	121	574	1.1	10.1	61	367	.5	2.9	38	234	.4	2.6	
WBEB-FM																					
FA '99	322	2347	2.9	12.8	79	1239	.7	6.5	104	347	.9	8.5	147	472	1.3	7.4	100	374	.9	7.2	
4-Book	319	2371	2.9	12.0	90	1250	.8	7.1	97	354	.9	8.1	161	520	1.5	7.7	109	400	1.0	7.3	
WDAS-AM																					
FA '99	24	312	.2	1.0	31	336	.3	2.5	23	71	.2	1.9	12	46	.1	.6	10	40	.1	.7	
4-Book	35	273	.3	1.3	31	290	.3	2.5	26	61	.2	2.2	23	56	.2	1.1	17	41	.2	1.1	
WDAS-FM																					
FA '99	211	1489	1.9	8.4	137	1166	1.3	11.2	136	324	1.2	11.1	221	526	2.0	11.2	115	316	1.1	8.3	
4-Book	215	1479	2.0	8.1	140	1153	1.3	11.0	113	302	1.0	9.4	185	474	1.7	8.9	135	346	1.3	9.0	
+WEJM-FM																					
FA '99	136	1542	1.2	5.4	64	952	.6	5.2	55	200	.5	4.5	121	400	1.1	6.1	87	351	.8	6.3	
4-Book	117	1456	1.1	4.5	60	903	.6	4.6	49	188	.5	4.1	112	409	1.0	5.3	79	293	.7	5.2	
+WEMG-AM																					
FA '99	10	93	.1	.4	7	42	.1	.6	10	17	.1	.8	12	17	.1	.6					
4-Book	16	108	.2	.6	8	69	.1	.7	8	18	.1	.7	17	41	.2	.8	10	23	.1	.7	
+WEMG-FM																					
FA '99	17	191	.2	.7	8	89	.1	.7	2	25		.2	20	57	.2	1.0	5	19		.4	
4-Book	**	**	**	**	**	**	**	**	**	**	**	**	**	**	**	**	**	**	**	**	**
WHAT-AM																					
FA '99	14	86	.1	.6	9	99	.1	.7	6	8	.1	.5	4	8		.2	1	8		.1	
4-Book	13	97	.1	.5	9	103	.1	.7	10	20	.1	.9	7	18	.1	.3	4	12		.3	
WIOQ-FM																					
FA '99	164	2008	1.5	6.5	82	1311	.7	6.7	53	228	.5	4.3	168	662	1.5	8.5	126	462	1.2	9.1	
4-Book	138	1865	1.3	5.2	69	1159	.6	5.5	45	200	.4	3.7	149	573	1.4	7.1	91	375	.8	6.2	
WIP -AM																					
FA '99	13	284	.1	.5	7	170	.1	.6	2	9		.2	8	41	.1	.4	2	8		.1	
4-Book	14	296	.1	.5	7	187	.1	.6	7	30	.1	.6	11	55	.1	.5	5	27	.1	.3	
WJJZ-FM																					
FA '99	150	1082	1.4	6.0	53	732	.5	4.3	36	149	.3	2.9	99	351	.9	5.0	65	233	.6	4.7	
4-Book	173	1208	1.6	6.5	69	797	.7	5.4	67	184	.6	5.6	121	339	1.1	5.8	92	271	.8	6.1	
+WLCE-FM																					
WYXR-FM																					
FA '99	143	1626	1.3	5.7	46	825	.4	3.8	50	213	.5	4.1	104	348	.9	5.3	55	215	.5	4.0	
4-Book	151	1763	1.4	5.7	52	876	.5	4.1	50	199	.5	4.2	102	388	.9	4.9	66	257	.6	4.4	
WMGK-FM																					
FA '99	128	1668	1.2	5.1	58	996	.5	4.8	52	224	.5	4.2	103	419	.9	5.2	85	278	.8	6.1	
4-Book	126	1593	1.2	4.8	55	965	.5	4.3	37	183	.4	3.0	112	450	1.0	5.4	81	294	.7	5.3	
WMMR-FM																					
FA '99	51	952	.5	2.0	21	482	.2	1.7	19	83	.2	1.5	39	172	.4	2.0	29	135	.3	2.1	
4-Book	66	1032	.6	2.5	31	621	.3	2.4	26	109	.3	2.1	52	249	.5	2.4	42	200	.4	2.8	
WNAP-AM																					
FA '99	* 11	114	.1	.4	* 11	61	.1	.9	* 7	18	.1	.6	19	52	.2	1.0	* 6	16	.1	.4	
4-Book	9	91	.1	.4	7	55	.1	.6	2	7		.2	10	26	.1	.5	6	12	.1	.4	
WGL-FM																					
FA '99	113	1699	1.0	4.5	58	982	.5	4.8	49	235	.4	4.0	66	352	.6	3.3	78	283	.7	5.6	
4-Book	129	1617	1.2	4.8	76	1091	.7	6.0	64	253	.6	5.4	121	438	1.1	5.7	104	340	.9	6.9	
WPEN-AM																					
FA '99	22	158	.2	.9	15	132	.1	1.2	10	31	.1	.8	26	42	.2	1.3	21	25	.2	1.5	
4-Book	24	174	.2	.9	12	124	.1	1.0	13	31	.1	1.0	27	50	.3	1.3	19	34	.2	1.3	

** Station(s) not reported this survey.

* Listener estimates adjusted for reported broadcast schedule.

+ Station(s) changed call letters - see Page 13.

4-Book: Avg. of current and previous 3 surveys.
2-Book: Avg. of most recent 2 surveys.

Target Listener Estimates

Women 25-54

Target Listener Estimates - Women 25-54

	Monday-Friday 6AM-7PM				Weekend 6AM-MID				Saturday 6AM-10AM				Saturday 10AM-3PM				Saturday 3PM-7PM			
	AQH (00)	Cume (00)	AQH Rtg	AQH Shr	AQH (00)	Cume (00)	AQH Rtg	AQH Shr	AQH (00)	Cume (00)	AQH Rtg	AQH Shr	AQH (00)	Cume (00)	AQH Rtg	AQH Shr	AQH (00)	Cume (00)	AQH Rtg	AQH Shr
WPFI-FM																				
FA '99	39	575	.4	1.5	29	414	.3	2.4	19	93	.2	1.5	54	189	.5	2.7	43	122	.4	3.1
4-Book	37	605	.4	1.4	26	387	.3	2.1	22	92	.2	1.8	45	172	.4	2.1	46	130	.4	3.0
WPHT-AM																				
FA '99	5	90	.2		2	70	.2						1	13	.1		5	16	.4	
4-Book	9	136	.1	.3	5	102	.4		5	11	.1	.4	4	19	.2		4	10	.2	
WPLY-FM																				
FA '99	80	1288	.7	3.2	37	851	.3	3.0	22	130	.2	1.8	83	377	.8	4.2	51	262	.5	3.7
4-Book	73	1223	.7	2.8	37	748	.3	2.9	23	116	.2	1.9	80	325	.8	3.8	55	241	.5	3.6
WSSJ-AM																				
FA '99	11	67	.1	.4	11	76	.1	.9	12	22	.1	1.0	7	17	.1	.4	22	35	.2	1.6
4-Book	11	81	.1	.4	11	66	.1	.9	9	24	.1	.8	19	33	.2	.9	16	28	.1	1.1
WUSL-FM																				
FA '99	101	1059	.9	4.0	71	791	.6	5.8	65	198	.6	5.3	114	348	1.0	5.8	64	244	.6	4.6
4-Book	95	1014	.9	3.6	64	736	.6	5.1	51	156	.5	4.3	92	291	.8	4.4	77	215	.7	5.0
WWDB-FM																				
FA '99	61	769	.6	2.4	30	369	.3	2.5	35	81	.3	2.9	23	78	.2	1.2	3	18	.2	
4-Book	67	677	.6	2.5	31	387	.3	2.4	34	99	.3	2.9	23	78	.2	1.1	9	33	.1	.5
WXTU-FM																				
FA '99	78	819	.7	3.1	30	503	.3	2.5	39	166	.4	3.2	51	234	.5	2.6	28	134	.3	2.0
4-Book	97	862	.9	3.6	46	575	.5	3.6	56	191	.5	4.7	86	300	.8	4.1	56	186	.5	3.6
WYSP-FM																				
FA '99	92	1266	.8	3.6	41	768	.4	3.4	50	141	.5	4.1	55	249	.5	2.8	34	160	.3	2.5
4-Book	104	1312	1.0	3.9	28	548	.3	2.2	25	83	.2	2.1	43	187	.4	2.1	31	146	.3	2.1
WJBR-FM																				
FA '99	27	291	.2	1.1	8	119	.1	.7	7	17	.1	.6	19	44	.2	1.0	2	8	.1	.8
4-Book	30	294	.3	1.2	9	134	.1	.7	7	22	.1	.6	19	59	.2	.9	12	36	.1	.8
WKXV-FM																				
FA '99	37	441	.3	1.5	10	175	.1	.8	7	22	.1	.6	11	81	.1	.6	15	64	.1	1.1
4-Book	39	495	.3	1.5	10	184	.1	.8	7	33	.1	.6	14	68	.1	.7	14	57	.1	.9
WLEV-FM																				
FA '99	17	121	.2	.7	2	52	.2						3	18	.2					
4-Book	**	**	**	**	**	**	**	**	**	**	**	**	**	**	**	**	**	**	**	**
WNJO-FM																				
FA '99	15	250	.1	.6	8	110	.1	.7	9	16	.1	.7	13	25	.1	.7	11	39	.1	.8
4-Book	24	311	.2	.9	15	191	.2	1.2	11	38	.1	.9	27	79	.3	1.3	22	79	.2	1.4
WPST-FM																				
FA '99	48	1026	.4	1.9	28	560	.3	2.3	28	120	.3	2.3	65	255	.6	3.3	51	156	.5	3.7
4-Book	52	943	.5	2.0	22	479	.2	1.7	16	80	.2	1.3	51	218	.5	2.4	32	135	.3	2.1
WSTV-FM																				
FA '99	10	234	.1	.4	3	137	.2						5	46	.3		6	58	.1	.4
4-Book	**	**	**	**	**	**	**	**	**	**	**	**	**	**	**	**	**	**	**	**
TOTALS																				
FA '99	2521	10542	23.0		1221	8621	11.2		1226	3649	11.2		1980	5346	18.1		1385	3796	12.6	
4-Book	2652	10591	24.1		1270	8881	11.6		1200	3569	10.9		2100	5549	19.1		1509	4099	13.7	

** Station(s) not reported this survey.

* Listener estimates adjusted for reported broadcast schedule.

+ Station(s) changed call letters - see Page 13.

4-Book: Avg. of current and previous 3 surveys.
2-Book: Avg. of most recent 2 surveys.

Target Listener Estimates

Women 25-54																				
Saturday 7PM-MID				Sunday 6AM-10AM				Sunday 10AM-3PM				Sunday 3PM-7PM				Sunday 7PM-MID				
AQH (00)	Cume (00)	AQH Rtg	AQH Shr	AQH (00)	Cume (00)	AQH Rtg	AQH Shr	AQH (00)	Cume (00)	AQH Rtg	AQH Shr	AQH (00)	Cume (00)	AQH Rtg	AQH Shr	AQH (00)	Cume (00)	AQH Rtg	AQH Shr	
KYV -AM																				
FA '99	27	140	.2	3.5	93	489	.8	9.3	66	302	.6	3.9	24	133	.2	2.4	23	134	.2	3.8
4-Book	28	166	.3	3.4	98	436	.9	9.7	58	294	.5	3.5	35	174	.3	3.0	24	159	.2	3.4
WBEB-FM																				
FA '99	30	178	.3	3.9	57	267	.5	5.7	99	363	.9	5.9	67	242	.6	6.6	30	132	.3	4.9
4-Book	45	229	.4	5.6	62	240	.6	6.1	119	427	1.1	7.3	81	276	.7	7.2	40	176	.4	5.6
WDAS-AM																				
FA '99	5	17	.1	.6	93	236	.8	9.3	71	238	.6	4.2	25	57	.2	2.5	13	16	.1	2.1
4-Book	7	18	.1	.8	80	190	.7	7.9	64	186	.6	3.9	23	58	.2	2.1	12	24	.1	1.8
WDAS-FM																				
FA '99	105	268	1.0	13.6	95	272	.9	9.5	132	381	1.2	7.8	103	229	.9	10.1	165	299	1.5	27.0
4-Book	112	293	1.0	14.0	91	260	.9	9.1	128	381	1.2	7.8	128	283	1.2	11.4	207	370	1.9	29.3
+WEJM-FM																				
FA '99	34	185	.3	4.4	34	129	.3	3.4	88	318	.8	5.2	51	172	.5	5.0	36	123	.3	5.9
4-Book	35	165	.3	4.3	27	118	.3	2.7	75	314	.7	4.6	65	229	.6	5.6	29	114	.3	4.2
+WEMG-AM																				
FA '99					15	25	.1	1.5	17	25	.2	1.0	1	8		.1				
4-Book	2	3		.2	7	16	.1	.7	14	29	.1	.8	8	18	.1	.7	1	4		.1
+WEMG-FM																				
FA '99	3	23		.4	2	13		.2	12	46	.1	.7	13	31	.1	1.3	8	39	.1	1.3
4-Book	**	**	**	**	**	**	**	**	**	**	**	**	**	**	**	**	**	**	**	**
WHAT-AM																				
FA '99	5	16		.6	30	66	.3	3.0	19	59	.2	1.1	9	15	.1	.9	2	8		.3
4-Book	5	14		.6	24	55	.2	2.4	18	56	.2	1.1	5	13	.1	.5	2	7		.3
WIOQ-FM																				
FA '99	42	249	.4	5.4	28	138	.3	2.8	123	514	1.1	7.3	74	272	.7	7.3	35	159	.3	5.7
4-Book	49	223	.4	6.1	28	146	.3	2.8	79	373	.7	4.8	63	255	.6	5.7	41	180	.4	5.7
VIP -AM																				
FA '99	8	17	.1	1.0	2	9		.2	14	68	.1	.8	10	52	.1	1.0	5	35		.8
4-Book	4	20		.5	4	13		.4	9	47	.1	.5	9	40	.1	.8	6	25	.1	.9
WJZZ-FM																				
FA '99	58	176	.5	7.5	18	101	.2	1.8	52	215	.5	3.1	49	174	.4	4.8	41	129	.4	6.7
4-Book	65	205	.6	8.1	39	125	.4	3.9	68	220	.6	4.2	55	171	.5	5.0	39	127	.4	5.6
+VLCE-FM																				
WYXR-FM																				
FA '99	22	143	.2	2.8	35	193	.3	3.5	67	254	.6	4.0	27	133	.2	2.7	7	59	.1	1.1
4-Book	31	133	.3	3.9	25	132	.3	2.5	73	293	.7	4.5	41	178	.4	3.7	22	99	.2	2.9
WMGK-FM																				
FA '99	31	146	.3	4.0	31	130	.3	3.1	75	346	.7	4.4	65	217	.6	6.4	20	109	.2	3.3
4-Book	31	161	.3	3.8	21	88	.2	2.0	74	317	.7	4.5	55	183	.5	4.9	22	105	.2	3.1
WMMR-FM																				
FA '99	13	110	.1	1.7	10	60	.1	1.0	19	108	.2	1.1	32	150	.3	3.1	9	83	.1	1.5
4-Book	19	113	.2	2.3	13	65	.1	1.3	41	175	.4	2.5	42	164	.4	3.7	12	61	.1	1.8
WNAP-AM																				
FA '99					* 18	18	.2	1.8	5	18		.3	* 4	9		.4				
4-Book	**	**	**	**	12	20	.1	1.2	6	21	.1	.4	6	12	.1	.5	**	**	**	**
WQGL-FM																				
FA '99	49	206	.4	6.3	40	135	.4	4.0	70	268	.6	4.1	66	189	.6	6.5	46	145	.4	7.5
4-Book	53	217	.5	6.7	68	208	.6	6.8	73	287	.7	4.5	76	223	.7	6.8	47	158	.5	6.8
WPEN-AM																				
FA '99	4	9		.5	11	33	.1	1.1	28	75	.3	1.7	19	34	.2	1.9	2	9		.3
4-Book	5	17	.1	.7	5	18	.1	.5	19	53	.2	1.2	9	24	.1	.9	2	11		.3

** Station(s) not reported this survey.

* Listener estimates adjusted for reported broadcast schedule.

+ Station(s) changed call letters - see Page 13.

4-Book: Avg. of current and previous 3 surveys.
2-Book: Avg. of most recent 2 surveys.

Target Listener Estimates

Women 25-54

Target Listener Estimates - Women 25-54

	Saturday 7PM-MID				Sunday 6AM-10AM				Sunday 10AM-3PM				Sunday 3PM-7PM				Sunday 7PM-MID			
	AQH (00)	Cume (00)	AQH Rtg	AQH Shr	AQH (00)	Cume (00)	AQH Rtg	AQH Shr	AQH (00)	Cume (00)	AQH Rtg	AQH Shr	AQH (00)	Cume (00)	AQH Rtg	AQH Shr	AQH (00)	Cume (00)	AQH Rtg	AQH Shr
WPHI-FM																				
FA '99	34	119	.3	4.4	20	60	.2	2.0	33	137	.3	2.0	21	90	.2	2.1	10	47	.1	1.6
4-Book	29	111	.3	3.6	14	49	.1	1.4	28	111	.3	1.7	19	67	.2	1.7	9	36	.1	1.3
WPHT-AM																				
FA '99	2	15	.3		3	18	.3		2	8	.1		1	9	.1		2	7	.1	.3
4-Book	1	11	.2		10	29	.1	1.0	5	24	.1	.3	3	15	.3		9	28	.1	1.2
WPLY-FM																				
FA '99	34	199	.3	4.4	13	90	.1	1.3	44	230	.4	2.6	31	166	.3	3.1	12	86	.1	2.0
4-Book	23	122	.2	3.0	15	87	.1	1.5	48	246	.4	2.9	34	171	.3	3.0	16	88	.1	2.2
WSSJ-AM																				
FA '99	16	39	.1	2.1					13	18	.1	.8	9	18	.1	.9	8	23	.1	1.3
4-Book	9	18	.1	1.2	6	17	.1	.6	15	25	.2	.9	12	21	.1	1.0	5	14	.1	.7
WUSL-FM																				
FA '99	51	164	.5	6.6	85	265	.8	8.5	109	351	1.0	6.4	53	194	.5	5.2	24	91	.2	3.9
4-Book	56	159	.5	7.1	78	220	.7	7.8	85	303	.8	5.2	42	138	.4	3.8	27	89	.3	3.8
WVDB-FM																				
FA '99	6	25	.1	.8	47	165	.4	4.7	117	227	1.1	6.9	1	16	.1		3	15	.1	.5
4-Book	10	42	.1	1.3	33	129	.3	3.3	116	225	1.1	7.1	6	24	.1	.5	9	34	.1	1.2
WXTU-FM																				
FA '99	11	68	.1	1.4	25	89	.2	2.5	47	216	.4	2.8	33	132	.3	3.2	9	66	.1	1.5
4-Book	16	80	.2	2.0	41	128	.4	4.0	61	214	.6	3.7	42	143	.4	3.8	12	63	.1	1.7
WYSP-FM																				
FA '99	4	52	.5		31	49	.3	3.1	87	330	.8	5.1	66	293	.6	6.5	2	25	.1	.3
4-Book	13	68	.1	1.6	12	38	.1	1.2	52	206	.5	3.1	38	157	.4	3.4	7	41	.1	.9
WJBR-FM																				
FA '99	6	24	.1	.8	12	33	.1	1.2	13	41	.1	.8	1	8	.1					
4-Book	8	30	.1	1.0	5	22	.1	.5	10	40	.1	.6	4	27	.1	.4	4	17	.1	.5
WKXV-FM																				
FA '99	6	36	.1	.8	10	24	.1	1.0	19	43	.2	1.1	6	23	.1	.6	1	9	.1	.2
4-Book	6	34	.1	.8	7	24	.1	.7	17	60	.2	1.1	11	36	.1	1.0	5	18	.1	.6
WLEV-FM																				
FA '99	3	18	.4		3	18	.3		2	18	.1		2	9	.2		2	8	.1	.3
4-Book	**	**	**	**	**	**	**	**	**	**	**	**	**	**	**	**	**	**	**	**
WHJO-FM																				
FA '99	3	31	.4		6	15	.1	.6	10	45	.1	.6	11	31	.1	1.1	1	8	.1	.2
4-Book	6	43	.1	.7	10	34	.1	1.0	22	69	.2	1.3	17	57	.1	1.5	3	21	.1	.3
WPST-FM																				
FA '99	14	76	.1	1.8	11	51	.1	1.1	28	155	.3	1.7	16	85	.1	1.6	9	36	.1	1.5
4-Book	11	62	.1	1.4	8	54	.1	.8	28	154	.3	1.7	22	97	.2	1.9	6	40	.1	1.0
WSTV-FM																				
FA '99	4	22	.5		1	9	.1		4	25	.2		3	16	.3		3	9	.1	.5
4-Book	**	**	**	**	**	**	**	**	**	**	**	**	**	**	**	**	**	**	**	**
TOTALS																				
FA '99	774	2588	7.1		1000	3150	9.1		1692	4645	15.5		1016	2906	9.3		610	1918	5.6	
4-Book	798	2693	7.3		1006	3042	9.2		1644	4649	15.0		1125	3113	10.3		707	2083	6.5	

** Station(s) not reported for this survey.

* Listener estimates adjusted for reported broadcast schedule.

+ Station(s) changed call letters - see Page 13.

4-Book: Avg. of current and previous 3 surveys.
2-Book: Avg. of most recent 2 surveys.

Target Listener Trends

Women 35-64

	Monday-Sunday 6AM-MID				Monday-Friday 6AM-10AM				Monday-Friday 10AM-3PM				Monday-Friday 3PM-7PM				Monday-Friday 7PM-MID			
	AQH (00)	Cume (00)	AQH Rtg	AQH Shr	AQH (00)	Cume (00)	AQH Rtg	AQH Shr	AQH (00)	Cume (00)	AQH Rtg	AQH Shr	AQH (00)	Cume (00)	AQH Rtg	AQH Shr	AQH (00)	Cume (00)	AQH Rtg	AQH Shr
KYW -AM																				
FA '99	110	3010	1.1	6.9	301	2161	3.0	11.9	77	1143	.8	3.4	112	1333	1.1	5.8	48	687	.5	7.7
SU '99	120	3265	1.2	7.3	310	2287	3.2	12.9	87	1285	.9	3.6	116	1533	1.2	6.1	57	889	.6	8.4
SP '99	88	2819	.9	5.2	257	2068	2.6	10.0	58	966	.6	2.3	102	1325	1.0	5.2	22	487	.2	3.3
WI '99	142	3264	1.4	8.1	378	2427	3.8	14.0	115	1278	1.2	4.3	133	1601	1.4	6.7	43	624	.4	6.4
4-Book	115	3090	1.2	6.9	312	2236	3.2	12.2	84	1168	.9	3.4	116	1448	1.2	6.0	43	672	.4	6.5
FA '98	116	2843	1.2	6.9	298	2009	3.0	12.0	93	986	.9	3.8	124	1469	1.3	6.3	41	579	.4	6.1
WBEB-FM																				
FA '99	202	2463	2.0	12.6	284	1514	2.9	11.2	408	1426	4.1	18.3	260	1596	2.6	13.5	59	741	.6	9.5
SU '99	172	2192	1.7	10.4	237	1287	2.4	9.9	339	1437	3.4	14.1	208	1280	2.1	10.9	55	630	.6	8.1
SP '99	205	2489	2.1	12.1	280	1573	2.8	10.9	417	1508	4.2	16.6	243	1566	2.5	12.4	68	682	.7	10.3
WI '99	215	2629	2.2	12.3	277	1510	2.8	10.2	407	1601	4.1	15.3	249	1656	2.5	12.6	83	829	.8	12.4
4-Book	199	2443	2.0	11.9	270	1471	2.7	10.6	393	1493	4.0	16.1	240	1525	2.4	12.4	66	721	.7	10.1
FA '98	186	2323	1.9	11.0	265	1453	2.7	10.7	365	1354	3.7	14.9	215	1440	2.2	11.0	57	676	.6	8.5
WDAS-AM																				
FA '99	32	457	.3	2.0	66	287	.7	2.6	19	162	.2	.9	24	158	.2	1.2	10	96	.1	1.6
SU '99	35	450	.4	2.1	61	254	.6	2.5	32	197	.3	1.3	27	172	.3	1.4	15	152	.2	2.2
SP '99	32	427	.3	1.9	54	222	.5	2.1	24	129	.2	1.0	19	122	.2	1.0	16	86	.2	2.4
WI '99	39	385	.4	2.2	70	223	.7	2.6	43	212	.4	1.6	32	147	.3	1.6	8	77	.1	1.2
4-Book	35	430	.4	2.1	63	247	.6	2.5	30	175	.3	1.2	26	150	.3	1.3	12	103	.2	1.9
FA '98	32	360	.3	1.9	52	213	.5	2.1	30	145	.3	1.2	28	142	.3	1.4	8	67	.1	1.2
WDAS-FM																				
FA '99	126	1393	1.3	7.9	216	887	2.2	8.5	140	638	1.4	6.3	142	764	1.4	7.3	64	511	.6	10.3
SU '99	129	1355	1.3	7.8	197	825	2.0	8.2	147	706	1.5	6.1	135	739	1.4	7.1	77	559	.8	11.4
SP '99	138	1382	1.4	8.2	195	897	2.0	7.6	157	721	1.6	6.3	162	817	1.6	8.3	99	606	1.0	15.0
WI '99	156	1354	1.6	8.9	246	900	2.5	9.1	193	697	2.0	7.3	155	824	1.6	7.8	90	583	.9	13.4
4-Book	137	1371	1.4	8.2	214	877	2.2	8.4	159	691	1.6	6.5	149	786	1.5	7.6	83	565	.8	12.5
FA '98	134	1253	1.4	7.9	160	746	1.6	6.4	158	679	1.6	6.4	160	760	1.6	8.2	94	565	1.0	14.0
+WJMJ-FM																				
FA '99	63	1277	.6	3.9	70	680	.7	2.8	89	639	.9	4.0	95	775	1.0	4.9	29	384	.3	4.7
SU '99	79	1373	.8	4.8	74	618	.8	3.1	112	748	1.1	4.7	93	889	.9	4.9	48	442	.5	7.1
SP '99	45	833	.5	2.7	58	442	.6	2.3	54	379	.5	2.2	54	471	.5	2.8	26	224	.3	3.9
WI '99	22	688	.2	1.3	27	354	.3	1.0	34	312	.3	1.3	34	432	.3	1.7	7	160	.1	1.0
4-Book	52	1043	.5	3.2	57	524	.6	2.3	72	520	.7	3.1	69	642	.7	3.6	28	303	.3	4.2
FA '98	20	553	.2	1.2	23	294	.2	.9	28	242	.3	1.1	35	314	.4	1.8	13	120	.1	1.9
+WEMG-AM																				
FA '99	3	40	.1	.2	6	32	.1	.2	5	33	.1	.2	11	41	.1	.6	9	39	.1	1.3
SU '99	10	80	.1	.6	12	54	.1	.5	16	39	.2	.7	20	142	.2	1.0	6	58	.1	.9
SP '99	16	151	.2	.9	31	114	.3	1.2	26	104	.3	1.0	20	142	.2	1.0	6	58	.1	.9
WI '99	8	53	.1	.5	12	33	.1	.4	9	38	.1	.3	10	42	.1	.5	5	37	.1	.7
4-Book	9	81	.1	.6	15	58	.2	.6	14	54	.2	.6	10	56	.1	.5	5	34	.1	.7
FA '98	9	70	.1	.5	13	64	.1	.5	17	55	.2	.7	9	53	.1	.5	1	9	.1	.1
+WEMG-FM																				
FA '99	6	101	.1	.4	11	75	.1	.4	6	65	.1	.3	7	51	.1	.4	5	57	.1	.8
SU '99	7	120	.1	.4	7	61	.1	.3	8	63	.1	.3	8	64	.1	.4	4	35	.1	.6
SP '99	**	**	**	**	**	**	**	**	**	**	**	**	**	**	**	**	**	**	**	**
WI '99	6	154	.1	.3	6	39	.1	.2	11	73	.1	.4	7	112	.1	.4	2	39	.1	.3
4-Book	**	**	**	**	**	**	**	**	**	**	**	**	**	**	**	**	**	**	**	**
FA '98	6	162	.1	.4	11	55	.1	.4	5	70	.1	.2	7	96	.1	.4	3	59	.1	.4
WHAT-AM																				
FA '99	22	236	.2	1.4	43	128	.4	1.7	29	119	.3	1.3	17	81	.2	.9	9	47	.1	1.4
SU '99	15	202	.2	.9	23	73	.2	1.0	15	70	.2	.6	9	52	.1	.5	13	45	.1	1.9
SP '99	18	186	.2	1.1	40	144	.4	1.6	10	83	.1	.4	13	60	.1	.7	10	20	.1	1.5
WI '99	22	322	.2	1.3	32	157	.3	1.2	29	171	.3	1.1	23	98	.2	1.2	10	70	.1	1.5
4-Book	19	237	.2	1.2	35	126	.3	1.4	21	111	.2	.9	16	73	.2	.8	11	46	.1	1.6
FA '98	16	232	.2	.9	24	118	.2	1.0	17	95	.2	.7	11	63	.1	.6	9	38	.1	1.3

** Station(s) not reported this survey.

* Listener estimates adjusted for reported broadcast schedule.

+ Station(s) changed call letters - see Page 13.

4-Book: Avg. of current and previous 3 surveys.
2-Book: Avg. of most recent 2 surveys.

Target Listener Trends

Women 35-64

Target Listener Trends - Women 35-64

	Monday-Sunday 6AM-MID				Monday-Friday 6AM-10AM				Monday-Friday 10AM-3PM				Monday-Friday 3PM-7PM				Monday-Friday 7PM-MID			
	AQH (00)	Cume (00)	AQH Rtg	AQH Shr	AQH (00)	Cume (00)	AQH Rtg	AQH Shr	AQH (00)	Cume (00)	AQH Rtg	AQH Shr	AQH (00)	Cume (00)	AQH Rtg	AQH Shr	AQH (00)	Cume (00)	AQH Rtg	AQH Shr
WIOQ-FM																				
FA '99	60	1354	.6	3.7	84	670	.8	3.3	83	699	.8	3.7	73	791	.7	3.8	28	430	.3	4.5
SU '99	39	1084	.4	2.4	41	424	.4	1.7	57	637	.6	2.4	46	517	.5	2.4	16	285	.2	2.4
SP '99	50	1310	.5	3.0	65	664	.7	2.5	66	617	.7	2.6	63	741	.6	3.2	22	331	.2	3.3
WI '99	43	1108	.4	2.5	68	524	.7	2.5	75	589	.8	2.8	47	579	.5	2.4	14	288	.1	2.1
4-Book	48	1214	.5	2.9	65	571	.7	2.5	70	636	.7	2.9	57	657	.6	3.0	20	334	.2	3.1
FA '98	51	1091	.5	3.0	80	490	.8	3.2	84	551	.9	3.4	59	592	.6	3.0	14	276	.1	2.1
WIP -AM																				
FA '99	13	479	.1	.8	28	244	.3	1.1	17	207	.2	.8	12	149	.1	.6	7	99	.1	1.1
SU '99	12	362	.1	.7	25	218	.3	1.0	12	146	.1	.5	14	183	.1	.7	5	77	.1	.7
SP '99	11	430	.1	.7	27	185	.3	1.1	8	109	.1	.3	8	131	.1	.4	7	112	.1	1.1
WI '99	14	457	.1	.8	28	207	.3	1.0	14	152	.1	.5	20	165	.2	1.0	6	76	.1	.9
4-Book	13	432	.1	.8	27	214	.3	1.1	13	154	.1	.5	14	157	.1	.7	6	91	.1	1.0
FA '98	16	391	.2	.9	36	227	.4	1.5	16	123	.2	.7	17	175	.2	.9	8	71	.1	1.2
WJZZ-FM																				
FA '99	112	1406	1.1	7.0	111	634	1.1	4.4	187	608	1.9	8.4	160	849	1.6	8.3	56	507	.6	9.0
SU '99	109	1309	1.1	6.6	107	566	1.1	4.5	211	715	2.1	8.8	146	750	1.5	7.6	61	468	.6	9.0
SP '99	139	1622	1.4	8.2	161	847	1.6	6.3	253	926	2.6	10.1	177	995	1.8	9.1	44	404	.4	6.7
WI '99	136	1648	1.4	7.8	152	806	1.5	5.6	250	855	2.5	9.4	179	994	1.8	9.1	58	507	.6	8.7
4-Book	124	1496	1.3	7.4	133	713	1.3	5.2	225	776	2.3	9.2	166	897	1.7	8.5	55	472	.6	8.4
FA '98	95	1540	1.0	5.6	97	638	1.0	3.9	170	787	1.7	6.9	131	904	1.3	6.7	34	422	.3	5.1
+VLCE-FM																				
WYXR-FM																				
FA '99	55	1097	.6	3.4	92	614	.9	3.6	104	526	1.0	4.7	60	641	.6	3.1	12	205	.1	1.9
SU '99	42	1175	.4	2.5	61	578	.6	2.5	74	601	.8	3.1	52	623	.5	2.7	10	252	.1	1.5
SP '99	62	1193	.6	3.7	92	659	.9	3.6	111	546	1.1	4.4	83	754	.8	4.2	15	288	.2	2.3
WI '99	72	1240	.7	4.1	125	759	1.3	4.6	137	650	1.4	5.1	84	671	.9	4.3	15	306	.2	2.2
4-Book	58	1176	.6	3.4	93	653	.9	3.6	107	581	1.1	4.3	70	672	.7	3.6	13	263	.2	2.0
FA '98	69	1102	.7	4.1	109	646	1.1	4.4	122	555	1.2	5.0	74	605	.8	3.8	25	224	.3	3.7
WMGK-FM																				
FA '99	61	1270	.6	3.8	64	507	.6	2.5	90	603	.9	4.0	92	704	.9	4.8	31	287	.3	5.0
SU '99	68	1223	.7	4.1	82	588	.8	3.4	123	672	1.3	5.1	86	671	.9	4.5	21	262	.2	3.1
SP '99	61	1267	.6	3.6	77	582	.8	3.0	116	571	1.2	4.6	81	743	.8	4.1	18	379	.2	2.7
WI '99	58	1231	.6	3.3	67	582	.7	2.5	109	667	1.1	4.1	74	728	.8	3.7	12	263	.1	1.8
4-Book	62	1248	.6	3.7	73	565	.7	2.9	110	628	1.1	4.5	83	712	.9	4.3	21	298	.2	3.2
FA '98	57	1084	.6	3.4	61	556	.6	2.5	122	580	1.2	5.0	77	678	.8	3.9	12	304	.1	1.8
VMMR-FM																				
FA '99	26	735	.3	1.6	42	312	.4	1.7	40	387	.4	1.8	30	358	.3	1.6	7	153	.1	1.1
SU '99	35	871	.4	2.1	52	384	.5	2.2	49	432	.5	2.0	32	399	.3	1.7	12	200	.1	1.8
SP '99	35	731	.4	2.1	44	328	.4	1.7	67	358	.7	2.7	47	409	.5	2.4	7	175	.1	1.1
WI '99	28	739	.3	1.6	55	351	.6	2.0	39	323	.4	1.5	30	389	.3	1.5	9	112	.1	1.3
4-Book	31	769	.4	1.9	48	344	.5	1.9	49	375	.5	2.0	35	389	.4	1.8	9	160	.1	1.3
FA '98	37	754	.4	2.2	61	385	.6	2.5	51	325	.5	2.1	56	521	.6	2.9	8	169	.1	1.2
WNAP-AM																				
FA '99	* 14	141	.1	.9	* 19	82	.2	.8	12	63	.1	.5	* 14	64	.1	.7				
SU '99	10	94	.1	.6	6	38	.1	.2	14	55	.1	.6	8	47	.1	.4	**	**	**	**
SP '99	7	86	.1	.4	4	30	.1	.2	5	36	.1	.2	13	38	.1	.7	**	**	**	**
WI '99	14	130	.1	.8	12	44	.1	.4	19	106	.2	.7	15	60	.2	.8	**	**	**	**
4-Book	11	113	.1	.7	10	49	.1	.4	13	65	.1	.5	13	52	.1	.7	**	**	**	**
FA '98	**	**	**	**	**	**	**	**	**	**	**	**	**	**	**	**	**	**	**	**
WUOL-FM																				
FA '99	108	2262	1.1	6.7	133	1165	1.3	5.3	154	1112	1.5	6.9	144	1367	1.4	7.4	49	578	.5	7.9
SU '99	96	1952	1.0	5.8	121	881	1.2	5.0	142	916	1.4	5.9	113	1051	1.1	5.9	37	546	.4	5.5
SP '99	131	2341	1.3	7.7	161	1161	1.6	6.3	207	1192	2.1	8.3	143	1347	1.5	7.3	39	542	.4	5.9
WI '99	123	2235	1.3	7.0	143	1156	1.5	5.3	185	1050	1.9	6.9	152	1213	1.5	7.7	48	495	.5	7.2
4-Book	115	2198	1.2	6.8	140	1091	1.4	5.5	172	1068	1.7	7.0	138	1245	1.4	7.1	43	540	.5	6.6
FA '98	146	2447	1.5	8.6	181	1236	1.8	7.3	211	1271	2.1	8.6	156	1371	1.6	8.0	61	708	.6	9.1

** Station(s) not reported this survey.

* Listener estimates adjusted for reported broadcast schedule.

+ Station(s) changed call letters - see Page 13.

4-Book: Avg. of current and previous 3 surveys.
2-Book: Avg. of most recent 2 surveys.

Target Listener Trends

Women 35-64

	Monday-Sunday 6AM-MID				Monday-Friday 6AM-10AM				Monday-Friday 10AM-3PM				Monday-Friday 3PM-7PM				Monday-Friday 7PM-MID			
	AQH (00)	Cume (00)	AQH Rtg	AQH Shr	AQH (00)	Cume (00)	AQH Rtg	AQH Shr	AQH (00)	Cume (00)	AQH Rtg	AQH Shr	AQH (00)	Cume (00)	AQH Rtg	AQH Shr	AQH (00)	Cume (00)	AQH Rtg	AQH Shr
WPEN-AM																				
FA '99	44	545	.4	2.7	76	278	.8	3.0	62	289	.6	2.8	52	289	.5	2.7	10	93	.1	1.6
SU '99	50	556	.5	3.0	71	337	.7	3.0	82	338	.8	3.4	61	343	.6	3.2	18	160	.2	2.7
SP '99	29	484	.3	1.7	41	259	.4	1.6	50	239	.5	2.0	28	187	.3	1.4	11	83	.1	1.7
WI '99	46	504	.5	2.6	73	282	.7	2.7	78	317	.8	2.9	49	258	.5	2.5	13	104	.1	1.9
4-Book	42	522	.4	2.5	65	289	.7	2.6	68	296	.7	2.8	48	269	.5	2.5	13	110	.1	2.0
FA '98	34	479	.3	2.0	47	252	.5	1.9	48	282	.5	2.0	40	271	.4	2.0	11	85	.1	1.6
WPFI-FM																				
FA '99	10	333	.1	.6	15	148	.2	.6	11	119	.1	.5	10	110	.1	.5	4	87	.1	.6
SU '99	13	299	.1	.8	17	98	.2	.7	20	114	.2	.8	14	133	.1	.7	5	91	.1	.7
SP '99	12	392	.1	.7	15	184	.2	.6	10	138	.1	.4	14	155	.1	.7	14	115	.1	2.1
WI '99	14	399	.1	.8	21	157	.2	.8	21	103	.2	.8	16	191	.2	.8	9	95	.1	1.3
4-Book	12	356	.1	.7	17	147	.2	.7	16	119	.2	.6	14	147	.1	.7	8	97	.1	1.2
FA '98	18	308	.2	1.1	19	90	.2	.8	28	174	.3	1.1	20	153	.2	1.0	13	106	.1	1.9
WPHT-AM																				
FA '99	10	342	.1	.6	11	108	.1	.4	11	115	.1	.5	22	152	.2	1.1	5	81	.1	.8
SU '99	19	413	.2	1.2	38	138	.4	1.6	13	113	.1	.5	23	168	.2	1.2	13	107	.1	1.9
SP '99	14	279	.1	.8	27	72	.3	1.1	11	78	.1	.4	18	103	.2	.9	14	82	.1	2.1
WI '99	11	313	.1	.6	25	125	.3	.9	12	114	.1	.5	7	86	.1	.4	11	70	.1	1.6
4-Book	14	337	.1	.8	25	111	.3	1.0	12	105	.1	.5	18	127	.2	.9	11	85	.1	1.6
FA '98	19	310	.2	1.1	30	135	.3	1.2	22	108	.2	.9	25	139	.3	1.3	8	70	.1	1.2
WPLY-FM																				
FA '99	24	800	.2	1.5	27	323	.3	1.1	33	379	.3	1.5	36	461	.4	1.9	8	190	.1	1.3
SU '99	29	654	.3	1.8	47	340	.5	2.0	48	280	.5	2.0	36	353	.4	1.9	7	173	.1	1.0
SP '99	25	717	.3	1.5	26	297	.3	1.0	36	297	.4	1.4	34	449	.3	1.7	12	171	.1	1.8
WI '99	19	579	.2	1.1	25	256	.3	.9	29	237	.3	1.1	29	371	.3	1.5	4	112	.1	.6
4-Book	24	688	.3	1.5	31	304	.4	1.3	37	298	.4	1.5	34	409	.4	1.8	8	162	.1	1.2
FA '98	18	509	.2	1.1	24	215	.2	1.0	21	193	.2	.9	26	296	.3	1.3	6	121	.1	.9
WSSJ-AM																				
FA '99	6	58	.1	.4	6	32	.1	.2	8	18	.1	.4	7	26	.1	.4	2	26	.1	.3
SU '99	20	86	.2	1.2	28	67	.3	1.2	24	80	.2	1.0	26	53	.3	1.4	12	55	.1	1.8
SP '99	5	80	.1	.3	3	41	.1	.1	7	47	.1	.3	6	38	.1	.3	3	50	.1	.5
WI '99	14	67	.1	.8	8	37	.1	.3	21	55	.2	.8	18	46	.2	.9	1	13	.1	.7
4-Book	11	73	.1	.7	11	44	.1	.5	15	50	.2	.6	14	41	.2	.8	5	36	.1	.7
FA '98	**	**	**	**	**	**	**	**	**	**	**	**	**	**	**	**	**	**	**	**
WUSL-FM																				
FA '99	36	739	.4	2.2	63	305	.6	2.5	37	295	.4	1.7	37	331	.4	1.9	22	226	.2	3.5
SU '99	38	770	.4	2.3	46	306	.5	1.9	43	322	.4	1.8	47	339	.5	2.5	14	141	.1	2.1
SP '99	26	659	.3	1.5	40	285	.4	1.6	24	217	.2	1.0	29	298	.3	1.5	18	187	.2	2.7
WI '99	50	803	.5	2.9	60	337	.6	2.2	63	327	.6	2.4	54	366	.5	2.7	39	224	.4	5.8
4-Book	38	743	.4	2.2	52	308	.5	2.1	42	290	.4	1.7	42	334	.4	2.2	23	195	.2	3.5
FA '98	35	732	.4	2.1	53	293	.5	2.1	43	312	.4	1.8	30	278	.3	1.5	16	182	.2	2.4
WVDB-FM																				
FA '99	61	1042	.6	3.8	76	517	.8	3.0	103	543	1.0	4.6	61	478	.6	3.2	24	285	.2	3.9
SU '99	65	1086	.7	3.9	75	514	.8	3.1	109	613	1.1	4.5	83	425	.8	4.3	25	241	.3	3.7
SP '99	58	993	.6	3.4	78	444	.8	3.0	85	526	.9	3.4	36	365	.4	1.8	39	295	.4	5.9
WI '99	78	1030	.8	4.5	98	561	1.0	3.6	161	657	1.6	6.0	62	386	.6	3.1	41	251	.4	6.1
4-Book	66	1038	.7	3.9	82	509	.9	3.2	115	585	1.2	4.6	61	414	.6	3.1	32	268	.3	4.9
FA '98	71	1064	.7	4.2	100	567	1.0	4.0	119	539	1.2	4.9	52	434	.5	2.7	33	289	.3	4.9
WXTU-FM																				
FA '99	55	917	.6	3.4	87	509	.9	3.4	62	394	.6	2.8	78	570	.8	4.0	24	307	.2	3.9
SU '99	72	960	.7	4.4	117	588	1.2	4.9	86	474	.9	3.6	87	628	.9	4.5	20	358	.2	3.0
SP '99	76	1072	.8	4.5	121	670	1.2	4.7	116	587	1.2	4.6	87	631	.9	4.5	21	328	.2	3.2
WI '99	69	951	.7	3.9	103	526	1.0	3.8	105	495	1.1	3.9	76	544	.8	3.8	25	363	.3	3.7
4-Book	68	975	.7	4.1	107	573	1.1	4.2	92	488	1.0	3.7	82	593	.9	4.2	23	339	.2	3.5
FA '98	96	1062	1.0	5.7	151	731	1.5	6.1	117	548	1.2	4.8	120	722	1.2	6.1	41	307	.4	6.1

** Station(s) not reported this survey.

* Listener estimates adjusted for reported broadcast schedule.

+ Station(s) changed call letters - see Page 13.

4-Book: Avg. of current and previous 3 surveys.
2-Book: Avg. of most recent 2 surveys.

Target Listener Trends

Women 35-64

Target Listener Trends - Women 35-64

	Monday-Sunday 6AM-MID				Monday-Friday 6AM-10AM				Monday-Friday 10AM-3PM				Monday-Friday 3PM-7PM				Monday-Friday 7PM-MID			
	AQH (00)	Cume (00)	AQH Rtg	AQH Shr	AQH (00)	Cume (00)	AQH Rtg	AQH Shr	AQH (00)	Cume (00)	AQH Rtg	AQH Shr	AQH (00)	Cume (00)	AQH Rtg	AQH Shr	AQH (00)	Cume (00)	AQH Rtg	AQH Shr
WYSP-FM																				
FA '99	44	1155	.4	2.7	144	624	1.4	5.7	44	406	.4	2.0	21	303	.2	1.1	2	118		.3
SU '99	29	891	.3	1.8	102	444	1.0	4.2	29	316	.3	1.2	18	216	.2	.9	4	84		.6
SP '99	34	798	.3	2.0	130	573	1.3	5.1	34	250	.3	1.4	16	180	.2	.8	6	67	.1	.9
WI '99	25	736	.3	1.4	95	460	1.0	3.5	32	277	.3	1.2	16	269	.2	.8	1	52		.1
4-Book	33	895	.3	2.0	118	525	1.2	4.6	35	312	.3	1.5	18	242	.2	.9	3	80		.5
FA '98	33	882	.3	2.0	104	526	1.1	4.2	23	318	.2	.9	27	243	.3	1.4	10	74	.1	1.5
WJBR-FM																				
FA '99	19	311	.2	1.2	22	148	.2	.9	39	179	.4	1.7	29	169	.3	1.5	6	102	.1	1.0
SU '99	17	287	.2	1.0	30	132	.3	1.2	26	131	.3	1.1	19	169	.2	1.0	10	120	.1	1.5
SP '99	22	316	.2	1.3	35	158	.4	1.4	44	208	.4	1.8	16	160	.2	.8	5	61	.1	.8
WI '99	14	271	.1	.8	25	142	.3	.9	28	128	.3	1.1	17	134	.2	.9	4	57		.6
4-Book	18	296	.2	1.1	28	145	.3	1.1	34	162	.4	1.4	20	158	.2	1.1	6	85	.1	1.0
FA '98	13	270	.1	.8	12	122	.1	.5	30	159	.3	1.2	19	186	.2	1.0	3	59		.4
WKXV-FM																				
FA '99	22	457	.2	1.4	32	275	.3	1.3	42	240	.4	1.9	32	229	.3	1.7	4	64		.6
SU '99	22	554	.2	1.3	29	228	.3	1.2	37	260	.4	1.5	39	329	.4	2.0	5	109	.1	.7
SP '99	25	551	.3	1.5	38	281	.4	1.5	42	242	.4	1.7	33	287	.3	1.7	5	102	.1	.8
WI '99	24	452	.2	1.4	38	282	.4	1.4	43	262	.4	1.6	33	297	.3	1.7	7	138	.1	1.0
4-Book	23	504	.2	1.4	34	267	.4	1.4	41	251	.4	1.7	34	286	.3	1.8	5	103	.1	.8
FA '98	23	511	.2	1.4	32	239	.3	1.3	37	269	.4	1.5	38	273	.4	1.9	9	134	.1	1.3
WLEV-FM																				
FA '99	10	127	.1	.6	17	76	.2	.7	25	59	.3	1.1	11	76	.1	.6	2	25		.3
SU '99	**	**	**	**	**	**	**	**	**	**	**	**	**	**	**	**	**	**	**	**
SP '99	13	156	.1	.8	17	82	.2	.7	24	60	.2	1.0	15	88	.2	.8	3	59		.5
WI '99	**	**	**	**	**	**	**	**	**	**	**	**	**	**	**	**	**	**	**	**
4-Book	**	**	**	**	**	**	**	**	**	**	**	**	**	**	**	**	**	**	**	**
FA '98	**	**	**	**	**	**	**	**	**	**	**	**	**	**	**	**	**	**	**	**
WNJO-FM																				
FA '99	14	398	.1	.9	23	213	.2	.9	22	175	.2	1.0	19	199	.2	1.0	2	96		.3
SU '99	24	400	.2	1.5	29	200	.3	1.2	42	226	.4	1.8	26	276	.3	1.4	9	150	.1	1.3
SP '99	19	462	.2	1.1	18	164	.2	.7	28	240	.3	1.1	30	262	.3	1.5	4	86		.6
WI '99	21	397	.2	1.2	20	162	.2	.7	37	174	.4	1.4	28	190	.3	1.4	6	97	.1	.9
4-Book	20	414	.2	1.2	23	185	.2	.9	32	204	.3	1.3	26	232	.3	1.3	5	107	.1	.8
FA '98	20	366	.2	1.2	23	161	.2	.9	38	172	.4	1.5	23	197	.2	1.2	6	112	.1	.9
WPST-FM																				
FA '99	20	668	.2	1.2	31	280	.3	1.2	19	228	.2	.9	24	346	.2	1.2	11	134	.1	1.8
SU '99	30	629	.3	1.8	33	299	.3	1.4	62	335	.6	2.6	43	313	.4	2.2	7	168	.1	1.0
SP '99	19	487	.2	1.1	19	221	.2	.7	31	213	.3	1.2	26	257	.3	1.3	7	128	.1	1.1
WI '99	14	568	.1	.8	23	257	.2	.8	22	203	.2	.8	16	288	.2	.8	2	114		.3
4-Book	21	588	.2	1.2	27	264	.3	1.0	34	245	.3	1.4	27	301	.3	1.4	7	136	.1	1.1
FA '98	11	482	.1	.7	17	245	.2	.7	11	183	.1	.4	13	220	.1	.7	3	99		.4
WSTV-FM																				
FA '99	6	218	.1	.4	13	82	.1	.5	9	47	.1	.4	5	111	.1	.3	1	42		.2
SU '99	6	226	.1	.4	8	103	.1	.3	10	101	.1	.4	8	60	.1	.4	1	36		.1
SP '99	**	**	**	**	**	**	**	**	**	**	**	**	**	**	**	**	**	**	**	**
WI '99	**	**	**	**	**	**	**	**	**	**	**	**	**	**	**	**	**	**	**	**
4-Book	**	**	**	**	**	**	**	**	**	**	**	**	**	**	**	**	**	**	**	**
FA '98	**	**	**	**	**	**	**	**	**	**	**	**	**	**	**	**	**	**	**	**
TOTALS																				
FA '99	1604	9571	16.1		2532	8703	25.5		2234	7406	22.5		1933	8038	19.5		622	5111	6.3	
SU '99	1652	9601	16.8		2402	8402	24.4		2397	7640	24.4		1914	8062	19.5		676	5374	6.9	
SP '99	1692	9608	17.2		2559	8685	26.0		2508	7538	25.5		1953	8251	19.8		661	4943	6.7	
WI '99	1749	9550	17.8		2707	8658	27.5		2662	7717	27.1		1975	8209	20.1		670	5148	6.8	
4-Book	1674	9583	17.0		2550	8612	25.9		2450	7575	24.9		1944	8140	19.7		657	5144	6.7	
FA '98	1692	9518	17.2		2482	8585	25.2		2453	7672	24.9		1960	8163	19.9		673	5017	6.8	

** Station(s) not reported this survey.

* Listener estimates adjusted for reported broadcast schedule.

+ Station(s) changed call letters - see Page 13.

4-Book: Avg. of current and previous 3 surveys.
2-Book: Avg. of most recent 2 surveys.

Target Listener Estimates

Women 35-64																				
Monday-Friday 6AM-7PM				Weekend 6AM-MID				Saturday 6AM-10AM				Saturday 10AM-3PM				Saturday 3PM-7PM				
AQH (00)	Cume (00)	AQH Rtg	AQH Shr	AQH (00)	Cume (00)	AQH Rtg	AQH Shr	AQH (00)	Cume (00)	AQH Rtg	AQH Shr	AQH (00)	Cume (00)	AQH Rtg	AQH Shr	AQH (00)	Cume (00)	AQH Rtg	AQH Shr	
KYW -AM																				
FA '99	157	2741	1.6	7.0	69	1511	.7	6.1	152	714	1.5	11.9	78	440	.8	4.5	61	322	.6	4.9
4-Book	164	2834	1.7	7.1	77	1570	.8	6.5	176	745	1.8	14.2	84	456	.9	4.4	53	276	.5	4.0
WBEB-FM																				
FA '99	325	2210	3.3	14.6	80	1128	.8	7.0	107	342	1.1	8.4	143	494	1.4	8.2	97	366	1.0	7.8
4-Book	308	2182	3.1	13.3	93	1176	.9	7.8	105	378	1.1	8.4	178	558	1.8	9.2	117	411	1.2	8.7
WDAS-AM																				
FA '99	35	335	.4	1.6	41	350	.4	3.6	40	107	.4	3.1	28	84	.3	1.6	19	62	.2	1.5
4-Book	39	311	.4	1.7	42	337	.4	3.5	34	79	.3	2.7	32	81	.3	1.7	15	44	.2	1.1
WDAS-FM																				
FA '99	164	1201	1.7	7.3	99	873	1.0	8.7	105	240	1.1	8.2	158	398	1.6	9.1	85	244	.9	6.9
4-Book	173	1172	1.8	7.4	111	910	1.1	9.3	103	268	1.0	8.1	155	401	1.6	8.1	105	266	1.1	7.8
+WEJM-FM																				
FA '99	85	1117	.9	3.8	46	700	.5	4.0	42	152	.4	3.3	83	261	.8	4.8	67	250	.7	5.4
4-Book	67	902	.7	2.9	43	587	.4	3.5	32	123	.3	2.6	76	258	.8	3.9	55	185	.6	4.1
+WEMG-AM																				
FA '99	4	40	.2	.6	4	32	.4	.5	2	9	.2	.4	4	9	.2	.6	8	20	.1	.6
4-Book	13	70	.1	.6	6	54	.1	.5	4	16	.4	.7	14	32	.1	.7	8	20	.1	.6
+WEMG-FM																				
FA '99	8	101	.1	.4	2	27	.2	.2	**	**	**	**	4	16	.2	.2	3	11	.2	.2
4-Book	**	**	**	**	**	**	**	**	**	**	**	**	**	**	**	**	**	**	**	**
WHAT-AM																				
FA '99	30	171	.3	1.3	17	170	.2	1.5	13	31	.1	1.0	19	48	.2	1.1	2	16	.2	.2
4-Book	24	167	.3	1.0	18	164	.2	1.5	16	36	.2	1.2	16	39	.2	.8	10	25	.1	.7
WIOD-FM																				
FA '99	80	1182	.8	3.6	45	820	.5	4.0	26	118	.3	2.0	98	396	1.0	5.6	74	260	.7	6.0
4-Book	65	1049	.7	2.8	38	656	.4	3.3	19	94	.2	1.5	78	316	.8	4.1	54	218	.6	4.1
WIP -AM																				
FA '99	19	360	.2	.9	7	176	.1	.6	5	24	.1	.4	7	42	.1	.4	1	7	.1	.1
4-Book	18	313	.2	.8	8	193	.1	.7	8	33	.1	.6	13	61	.2	.7	7	33	.1	.5
WJJZ-FM																				
FA '99	155	1044	1.6	6.9	74	793	.7	6.5	61	187	.6	4.8	126	380	1.3	7.2	88	272	.9	7.1
4-Book	178	1204	1.8	7.6	74	795	.7	6.2	69	188	.7	5.4	123	345	1.3	6.4	93	272	1.0	7.0
+WLCE-FM																				
WYXR-FM																				
FA '99	87	969	.9	3.9	28	497	.3	2.5	29	123	.3	2.3	57	190	.6	3.3	40	172	.4	3.2
4-Book	91	1034	.9	3.9	29	511	.3	2.5	31	118	.3	2.4	57	223	.6	3.0	42	177	.4	3.1
WMGK-FM																				
FA '99	83	1029	.8	3.7	43	794	.4	3.8	48	207	.5	3.8	72	280	.7	4.1	55	208	.6	4.4
4-Book	90	1028	.9	3.9	40	700	.4	3.4	31	152	.3	2.5	84	325	.8	4.3	58	214	.6	4.3
WMMR-FM																				
FA '99	38	597	.4	1.7	18	305	.2	1.6	23	64	.2	1.8	37	116	.4	2.1	24	74	.2	1.9
4-Book	45	624	.5	1.9	22	396	.2	1.9	24	91	.3	1.9	41	176	.4	2.1	31	134	.3	2.3
WNAP-AM																				
FA '99	* 14	114	.1	.6	* 13	60	.1	1.1	* 7	18	.1	.5	18	44	.2	1.0	* 6	16	.1	.5
4-Book	12	94	.1	.5	10	55	.1	.9	4	12	.3	.3	19	33	.2	1.0	12	21	.1	.9
WUGL-FM																				
FA '99	145	1934	1.5	6.5	84	1240	.8	7.4	81	320	.8	6.3	97	405	1.0	5.6	89	349	.9	7.2
4-Book	152	1796	1.6	6.5	98	1320	1.0	8.2	88	328	.9	7.0	162	545	1.7	8.3	125	405	1.3	9.3
WPEN-AM																				
FA '99	63	427	.6	2.8	31	361	.3	2.7	46	140	.5	3.6	62	169	.6	3.6	34	84	.3	2.7
4-Book	61	427	.6	2.6	29	335	.3	2.4	36	112	.4	2.9	67	164	.7	3.5	39	87	.4	2.9

** Station(s) not reported this survey.

* Listener estimates adjusted for reported broadcast schedule.

+ Station(s) changed call letters - see Page 13.

4-Book: Avg. of current and previous 3 surveys.
2-Book: Avg. of most recent 2 surveys.

Target Listener Estimates

Women 35-64

	Monday-Friday 6AM-7PM				Weekend 6AM-MID				Saturday 6AM-10AM				Saturday 10AM-3PM				Saturday 3PM-7PM			
	AQH (00)	Cume (00)	AQH Rtg	AQH Shr	AQH (00)	Cume (00)	AQH Rtg	AQH Shr	AQH (00)	Cume (00)	AQH Rtg	AQH Shr	AQH (00)	Cume (00)	AQH Rtg	AQH Shr	AQH (00)	Cume (00)	AQH Rtg	AQH Shr
WPHI-FM																				
FA '99	12	201	.1	.5	9	151	.1	.8	3	17	.2	.2	17	77	.2	1.0	16	53	.2	1.3
4-Book	15	253	.2	.7	10	163	.1	.8	8	32	.1	.6	17	75	.2	.9	16	50	.2	1.2
WPHT-AM																				
FA '99	14	248	.1	.6	7	139	.1	.6	6	8	.1	.5	6	31	.1	.3	8	24	.1	.6
4-Book	18	237	.2	.8	9	148	.1	.8	9	29	.1	.8	9	34	.1	.5	7	23	.1	.5
WPLY-FM																				
FA '99	32	679	.3	1.4	19	465	.2	1.7	7	40	.1	.5	52	225	.5	3.0	24	155	.2	1.9
4-Book	34	581	.3	1.5	18	358	.2	1.5	12	45	.2	.9	38	160	.4	2.0	26	126	.3	1.9
WSSJ-AM																				
FA '99	7	41	.1	.3	6	42	.1	.5	9	9	.1	.7	2	8	.1	.1	12	26	.1	1.0
4-Book	14	63	.2	.6	12	56	.2	1.0	12	22	.1	1.0	20	29	.2	1.0	14	23	.1	1.0
WUSL-FM																				
FA '99	45	544	.5	2.0	31	389	.3	2.7	20	66	.2	1.6	32	119	.3	1.8	33	120	.3	2.7
4-Book	45	554	.5	1.9	35	393	.4	2.9	22	65	.2	1.8	43	140	.4	2.2	41	110	.4	3.1
WVDB-FM																				
FA '99	82	867	.8	3.7	50	524	.5	4.4	61	142	.6	4.8	49	157	.5	2.8	14	54	.1	1.1
4-Book	88	839	.9	3.8	49	544	.5	4.2	61	175	.6	4.9	55	166	.6	2.9	19	73	.2	1.4
WXTU-FM																				
FA '99	75	801	.8	3.4	42	529	.4	3.7	42	172	.4	3.3	74	249	.7	4.3	49	165	.5	4.0
4-Book	94	840	1.0	4.1	54	588	.6	4.5	62	192	.6	5.0	100	292	1.0	5.1	66	215	.7	4.9
WYSP-FM																				
FA '99	68	813	.7	3.0	29	539	.3	2.6	30	96	.3	2.3	40	176	.4	2.3	21	89	.2	1.7
4-Book	55	715	.6	2.4	14	301	.2	1.2	14	42	.2	1.1	20	92	.2	1.1	15	70	.2	1.1
WJBR-FM																				
FA '99	30	252	.3	1.3	9	116	.1	.8	6	17	.1	.5	22	52	.2	1.3	5	16	.1	.4
4-Book	28	243	.3	1.2	9	128	.1	.8	8	24	.1	.6	19	62	.2	1.0	10	31	.1	.7
WKXV-FM																				
FA '99	36	407	.4	1.6	8	141	.1	.7	9	29	.1	.7	11	80	.1	.6	14	54	.1	1.1
4-Book	37	444	.4	1.6	11	175	.1	.9	11	42	.1	.8	17	72	.2	.9	14	57	.1	1.0
WLEV-FM																				
FA '99	18	109	.2	.8	1	34	.1	.1	**	**	**	**	**	**	**	**	1	9	.1	.1
4-Book	**	**	**	**	**	**	**	**	**	**	**	**	**	**	**	**	**	**	**	**
WNJO-FM																				
FA '99	21	324	.2	.9	11	169	.1	1.0	10	24	.1	.8	15	51	.2	.9	21	82	.2	1.7
4-Book	27	333	.3	1.2	16	219	.2	1.3	11	38	.1	.9	28	91	.3	1.5	22	85	.2	1.7
WPST-FM																				
FA '99	24	544	.2	1.1	18	300	.2	1.6	17	66	.2	1.3	47	140	.5	2.7	39	94	.4	3.2
4-Book	30	494	.3	1.3	14	268	.2	1.2	8	47	.1	.7	34	117	.4	1.8	24	81	.3	1.8
WSTW-FM																				
FA '99	9	156	.1	.4	3	100	.1	.3	**	**	**	**	4	28	.2	.2	4	32	.1	.3
4-Book	**	**	**	**	**	**	**	**	**	**	**	**	**	**	**	**	**	**	**	**
TOTALS																				
FA '99	2232	9463	22.5		1137	7797	11.4		1278	3660	12.9		1739	4678	17.5		1238	3439	12.5	
4-Book	2326	9441	23.6		1190	8005	12.1		1253	3632	12.7		1932	5039	19.6		1342	3653	13.6	

** Station(s) not reported this survey.

* Listener estimates adjusted for reported broadcast schedule.

+ Station(s) changed call letters - see Page 13.

4-Book: Avg. of current and previous 3 surveys.
2-Book: Avg. of most recent 2 surveys.

Target Listener Estimates - Women 35-64

Target Listener Estimates

Women 35-64

	Saturday 7PM-MID				Sunday 6AM-10AM				Sunday 10AM-3PM				Sunday 3PM-7PM				Sunday 7PM-MID			
	AQH (00)	Cume (00)	AQH Rtg	AQH Shr	AQH (00)	Cume (00)	AQH Rtg	AQH Shr	AQH (00)	Cume (00)	AQH Rtg	AQH Shr	AQH (00)	Cume (00)	AQH Rtg	AQH Shr	AQH (00)	Cume (00)	AQH Rtg	AQH Shr
KYV -AM																				
FA '99	35	157	.4	5.5	118	570	1.2	10.4	65	385	.7	4.1	25	139	.3	2.6	30	153	.3	6.2
4-Book	32	182	.4	4.8	143	589	1.5	12.8	71	372	.7	4.6	44	203	.5	4.2	36	199	.4	6.0
WBEB-FM																				
FA '99	29	191	.3	4.5	74	253	.7	6.5	105	348	1.1	6.7	73	226	.7	7.5	22	122	.2	4.5
4-Book	42	220	.5	6.3	67	244	.7	6.0	126	418	1.3	8.1	78	271	.8	7.6	29	170	.3	4.9
VDAS-AM																				
FA '99	9	15	.1	1.4	111	246	1.1	9.8	71	214	.7	4.5	37	89	.4	3.8	18	32	.2	3.7
4-Book	10	21	.1	1.4	122	238	1.3	11.0	83	212	.8	5.3	37	88	.4	3.6	16	27	.2	2.7
VDAS-FM																				
FA '99	68	184	.7	10.7	93	241	.9	8.2	105	318	1.1	6.7	70	184	.7	7.2	100	191	1.0	20.6
4-Book	77	207	.8	11.5	74	213	.8	6.6	107	307	1.1	6.9	99	233	1.0	9.5	154	277	1.6	25.5
+WEJM-FM																				
FA '99	21	127	.2	3.3	23	93	.2	2.0	55	230	.6	3.5	57	149	.6	5.9	24	101	.2	4.9
4-Book	27	116	.3	4.0	20	83	.2	1.8	52	200	.6	3.4	54	145	.6	5.2	25	85	.3	4.2
+WEMG-AM																				
FA '99					13	23	.1	1.1	9	23	.1	.6					1	6		.2
4-Book	1	2		.2	6	14	.1	.5	9	22	.1	.6	5	10	.1	.5	1	6		.2
+WEMG-FM																				
FA '99	1	11		.2					2	8		.1	3	11		.3	2	11		.4
4-Book	**	**	**	**	**	**	**	**	**	**	**	**	**	**	**	**	**	**	**	**
WHAT-AM																				
FA '99	7	24	.1	1.1	47	97	.5	4.1	35	106	.4	2.2	16	46	.2	1.7	2	8		.4
4-Book	10	24	.1	1.6	36	88	.4	3.2	30	93	.3	1.9	21	48	.2	2.0	8	17	.1	1.3
W10Q-FM																				
FA '99	18	122	.2	2.8	19	89	.2	1.7	65	324	.7	4.1	37	152	.4	3.8	20	104	.2	4.1
4-Book	25	120	.3	3.8	16	89	.2	1.4	45	227	.5	2.9	39	155	.4	3.8	25	100	.3	4.2
WIP -AM																				
FA '99	9	25	.1	1.4	2	8		.2	9	42	.1	.6	13	60	.1	1.3	5	26	.1	1.0
4-Book	5	22	.1	.7	6	19	.1	.6	9	52	.1	.6	11	44	.1	1.0	6	25	.1	1.0
WJJZ-FM																				
FA '99	75	196	.8	11.8	33	148	.3	2.9	71	246	.7	4.5	84	235	.8	8.7	47	121	.5	9.7
4-Book	61	184	.7	9.3	41	140	.4	3.7	85	254	.9	5.4	78	210	.8	7.6	40	119	.4	6.9
+WLCE-FM																				
WYXR-FM																				
FA '99	10	55	.1	1.6	20	127	.2	1.8	48	182	.5	3.0	16	79	.2	1.7	2	22		.4
4-Book	16	69	.2	2.4	17	84	.2	1.5	41	176	.4	2.6	19	90	.2	1.8	12	40	.2	1.9
WMGK-FM																				
FA '99	22	111	.2	3.4	29	113	.3	2.6	59	257	.6	3.7	43	173	.4	4.4	13	73	.1	2.7
4-Book	21	111	.2	3.2	17	71	.2	1.5	53	225	.6	3.4	37	129	.4	3.6	15	69	.2	2.6
WMMR-FM																				
FA '99	17	82	.2	2.7	6	34	.1	.5	15	91	.2	1.0	16	90	.2	1.7	4	41		.8
4-Book	16	79	.2	2.4	10	51	.1	.9	26	113	.3	1.7	23	93	.3	2.2	7	31	.1	1.1
WNAP-AM																				
FA '99					* 23	25	.2	2.0	8	26	.1	.5	* 12	16	.1	1.2				
4-Book	**	**	**	**	10	17	.1	.9	8	23	.1	.5	8	13	.1	.8	**	**	**	**
WUOL-FM																				
FA '99	61	250	.6	9.6	82	245	.8	7.2	112	368	1.1	7.1	96	283	1.0	9.9	53	179	.5	10.9
4-Book	60	246	.6	9.2	102	304	1.0	9.1	108	386	1.1	6.9	85	267	.9	8.3	54	188	.5	9.3
WPEN-AM																				
FA '99	6	17	.1	.9	20	77	.2	1.8	43	118	.4	2.7	34	77	.3	3.5	7	17	.1	1.4
4-Book	8	34	.1	1.1	13	44	.1	1.2	38	102	.4	2.5	21	56	.2	2.1	7	31	.1	1.2

** Station(s) not reported this survey.

* Listener estimates adjusted for reported broadcast schedule.

+ Station(s) changed call letters - see Page 13.

4-Book: Avg. of current and previous 3 surveys.
2-Book: Avg. of most recent 2 surveys.

Target Listener Estimates

Women 35-64

	Saturday 7PM-MID				Sunday 6AM-10AM				Sunday 10AM-3PM				Sunday 3PM-7PM				Sunday 7PM-MID			
	AQH (00)	Cume (00)	AQH Rtg	AQH Shr	AQH (00)	Cume (00)	AQH Rtg	AQH Shr	AQH (00)	Cume (00)	AQH Rtg	AQH Shr	AQH (00)	Cume (00)	AQH Rtg	AQH Shr	AQH (00)	Cume (00)	AQH Rtg	AQH Shr
WPFI-FM FA '99 4-Book	22 12	48 36	.2 .1	3.4 1.9	3 7	23 24	.3 .1	.3 .6	5 9	42 41	.1 .1	.3 .6	5 5	33 26	.1 .1	.5 .5	4	8 17		.6
WPHT-AM FA '99 4-Book	3 6	26 27	.1 .9	.5 .9	21 16	59 43	.2 .2	1.9 1.4	7 10	33 44	.1 .1	.4 .7	6	24	.1	.5	3 8	18 28	.1	1.2
WPLY-FM FA '99 4-Book	6 9	80 58	.1 .1	.9 1.4	8 9	54 46	.1 .1	.7 .8	32 25	131 119	.3 .3	2.0 1.6	17 17	68 85	.2 .2	1.8 1.7	5 4	34 31	.1 .1	1.0 .8
WSSJ-AM FA '99 4-Book	8 8	17 14	.1 .1	1.3 1.3	11	21	.1	1.0	8 13	18 27	.1 .1	.5 .9	9 13	18 20	.1 .1	.9 1.2	5	12	.1	.7
WUSL-FM FA '99 4-Book	15 32	65 78	.2 .4	2.4 4.8	41 47	150 133	.4 .5	3.6 4.2	61 51	191 182	.6 .5	3.9 3.3	30 24	106 80	.3 .3	3.1 2.3	15 16	57 52	.2 .2	3.1 2.7
WWDB-FM FA '99 4-Book	22 23	87 79	.2 .2	3.4 3.4	69 50	220 181	.7 .5	6.1 4.5	156 143	280 277	1.6 1.5	9.9 9.2	10 16	45 48	.1 .2	1.0 1.5	8 16	49 67	.1 .2	1.6 2.7
WXTU-FM FA '99 4-Book	21 20	67 84	.2 .2	3.3 2.9	41 50	150 159	.4 .5	3.6 4.5	66 75	237 234	.7 .8	4.2 4.9	35 47	129 152	.4 .5	3.6 4.6	7 13	49 70	.1 .1	1.4 2.1
WYSP-FM FA '99 4-Book	1 4	16 23	.2 .6		12 5	16 17	.1 .4		67 31	262 120	.7 .3	4.3 2.0	59 22	269 105	.6 .2	6.1 2.2	2	8 13		.3
WJBR-FM FA '99 4-Book	1 5	7 21	.2 .1	.8	12 7	41 26	.1 .1	1.1 .7	19 14	66 55	.2 .2	1.2 .9	5 5	25 25	.1 .1	.5 .5	1 4	9 19	.1	.2 .6
WKXV-FM FA '99 4-Book	4 5	9 26	.6 .1	.8	12 8	32 32	.1 .1	1.1 .8	9 15	22 47	.1 .2	.6 1.0	6 15	23 42	.1 .2	.6 1.4	4	22	.1	.7
WLEV-FM FA '99 4-Book	1 **	9 **	.2 **	**	2 **	9 **	.2 **	**	2 **	9 **	.1 **	**	** **	** **	** **	** **	2 **	8 **	** **	.4 **
WNJO-FM FA '99 4-Book	3 6	31 43	.5 .1	.9	10 10	31 39	.1 .1	.9 .9	14 26	62 86	.1 .3	.9 1.7	19 20	48 64	.2 .2	2.0 1.9	1 3	8 23		.2 .5
WPST-FM FA '99 4-Book	7 7	40 35	.1 .1	1.1 1.1	7 5	25 31	.1 .1	.6 .4	16 19	75 88	.2 .2	1.0 1.2	7 14	32 57	.1 .2	.7 1.3	7 3	27 22	.1	1.4 .6
WSTW-FM FA '99 4-Book	4 **	22 **	.6 **	**	** **	** **	** **	**	5 **	33 **	.1 **	.3 **	3 **	16 **	.3 **	**	3 **	9 **	** **	.6 **
TOTALS FA '99 4-Book	638 664	2103 2267	6.4 6.7		1134 1117	3372 3219	11.4 11.3		1575 1557	4262 4301	15.9 15.8		969 1030	2675 2812	9.8 10.5		485 593	1582 1823	4.9 6.0	

** Station(s) not reported this survey.

* Listener estimates adjusted for reported broadcast schedule.

+ Station(s) changed call letters - see Page 13.

4-Book: Avg. of current and previous 3 surveys.
2-Book: Avg. of most recent 2 surveys.

Target Listener Trends

Teens 12-17																				
Monday-Sunday 6AM-MID				Monday-Friday 6AM-10AM				Monday-Friday 10AM-3PM				Monday-Friday 3PM-7PM				Monday-Friday 7PM-MID				
AQH (00)	Cume (00)	AQH Rtg	AQH Shr	AQH (00)	Cume (00)	AQH Rtg	AQH Shr	AQH (00)	Cume (00)	AQH Rtg	AQH Shr	AQH (00)	Cume (00)	AQH Rtg	AQH Shr	AQH (00)	Cume (00)	AQH Rtg	AQH Shr	
KYW -AM																				
FA '99	3	236	.1	.7	9	111	.2	1.9	2	46	.1	1.3	2	40	.1	.3	2	38	.1	.5
SU '99	5	323	.1	1.2	14	167	.4	4.1	3	78	.1	.7	2	67	.1	.4	2	31	.1	.5
SP '99	5	290	.1	1.3	12	167	.3	3.1	4	30	.1	2.0	5	86	.1	.9	2	41	.1	.5
WI '99	3	262	.1	.7	9	180	.2	1.9	1	17		.5	3	75	.1	.5	2	43	.1	.4
4-Book	4	278	.1	1.0	11	156	.3	2.8	3	43	.1	1.1	3	67	.1	.5	2	38	.1	.5
FA '98	4	273	.1	1.0	17	215	.4	4.1	1	40		.6	1	22		.2				
WBEB-FM																				
FA '99	16	471	.4	4.0	16	213	.4	3.4	2	87	.1	1.3	14	179	.4	2.3	35	257	.9	7.9
SU '99	12	495	.3	2.8	11	130	.3	3.2	11	162	.3	2.4	12	122	.3	2.3	15	165	.4	3.5
SP '99	10	445	.3	2.7	11	174	.3	2.8	2	55	.1	1.0	18	200	.5	3.2	12	188	.3	2.9
WI '99	9	472	.2	2.2	8	157	.2	1.7	4	78	.1	2.2	9	148	.2	1.5	12	185	.3	2.6
4-Book	12	471	.3	2.9	12	169	.3	2.8	5	96	.2	1.7	13	162	.4	2.3	19	199	.5	4.2
FA '98	9	442	.2	2.2	11	169	.3	2.6	4	72	.1	2.3	12	162	.3	2.0	14	214	.4	2.9
WDAS-AM																				
FA '99	8	129	.2	2.0	5	55	.1	1.1	2	20	.1	1.3	17	52	.4	2.8	5	31	.1	1.1
SU '99	1	72		.2		13			1	20		.2		7			1	17		.2
SP '99	1	51		.3		6				7										
WI '99	2	84	.1	.5	3	49	.1	.6	1	14		.5	2	13	.1	.3	2	21	.1	.4
4-Book	3	84	.1	.8	2	31	.1	.4	1	15		.5	5	18	.1	.8	2	17	.1	.4
FA '98	1	59		.2	1	8		.2		6										
WDAS-FM																				
FA '99	10	322	.3	2.5	13	133	.3	2.7	6	59	.2	3.8	15	139	.4	2.4	11	126	.3	2.5
SU '99	7	321	.2	1.6	6	92	.2	1.8	10	141	.3	2.2	9	169	.2	1.7	4	103	.1	.9
SP '99	11	283	.3	2.9	12	107	.3	3.1	3	57	.1	1.5	8	81	.2	1.4	8	78	.2	1.9
WI '99	7	233	.2	1.7	5	80	.1	1.1	2	25	.1	1.1	9	74	.2	1.5	13	107	.3	2.8
4-Book	9	290	.3	2.2	9	103	.2	2.2	5	71	.2	2.2	10	116	.3	1.8	9	104	.2	2.0
FA '98	10	286	.3	2.5	6	94	.2	1.4	3	50	.1	1.7	17	144	.4	2.9	16	170	.4	3.3
+WEJM-FM																				
FA '99	3	188	.1	.7	3	40	.1	.6	1	23		.6	3	76	.1	.5	5	86	.1	1.1
SU '99	2	150	.1	.5	2	41	.1	.6	1	52		.2	3	56	.1	.6	1	36		.2
SP '99	9	430	.2	2.4	11	168	.3	2.8	2	48	.1	1.0	18	283	.5	3.2	8	145	.2	1.9
WI '99	16	744	.4	3.9	25	331	.7	5.3	6	143	.2	3.2	20	402	.5	3.4	15	396	.4	3.2
4-Book	8	378	.2	1.9	10	145	.3	2.3	3	67	.1	1.3	11	204	.3	1.9	7	166	.2	1.6
FA '98	24	916	.6	5.9	31	416	.8	7.4	6	178	.2	3.4	37	485	1.0	6.2	30	397	.8	6.1
+WEMG-AM																				
FA '99	1	56		.2	2	36	.1	.4		9			2	10	.1	.3				
SU '99	1	32		.2					2	32	.1	.4		9						
SP '99	3	74	.1	.8	2	10	.1	.5	2	19	.1	1.0	4	44	.1	.7	4	45	.1	1.0
WI '99	1	35		.2		10			2	19	.1	.3	2	19	.1	.3		6		
4-Book	2	49	.4	.2	1	14	.1	.2	1	15	.1	.4	2	21	.1	.3	1	13		.3
FA '98	1	27		.2					2	19	.1	1.1	1	17		.2				
+WEMG-FM																				
FA '99		30			1	8		.2					1	12		.2		7		
SU '99																				
SP '99	**	**	**	**	**	**	**	**	**	**	**	**	**	**	**	**	**	**	**	**
WI '99		19			1	10		.2										9		
4-Book	**	**	**	**	**	**	**	**	**	**	**	**	**	**	**	**	**	**	**	**
FA '98		6							1	6		.6								
WHAT-AM																				
FA '99		9																		
SU '99		15				6			1	6		.2		6				6		
SP '99		19				5														
WI '99																				
4-Book		11				3				2		.1		2				2		
FA '98		4				4														

** Station(s) not reported this survey.

* Listener estimates adjusted for reported broadcast schedule.

+ Station(s) changed call letters - see Page 13.

4-Book: Avg. of current and previous 3 surveys.
2-Book: Avg. of most recent 2 surveys.

Target Listener Trends

Teens 12-17

	Monday-Sunday 6AM-MID				Monday-Friday 6AM-10AM				Monday-Friday 10AM-3PM				Monday-Friday 3PM-7PM				Monday-Friday 7PM-MID			
	AQH (00)	Cume (00)	AQH Rtg	AQH Shr	AQH (00)	Cume (00)	AQH Rtg	AQH Shr	AQH (00)	Cume (00)	AQH Rtg	AQH Shr	AQH (00)	Cume (00)	AQH Rtg	AQH Shr	AQH (00)	Cume (00)	AQH Rtg	AQH Shr
W100-FM																				
FA '99	80	1886	2.1	19.9	105	1051	2.8	22.2	21	527	.6	13.3	141	1267	3.7	22.9	91	1063	2.4	20.5
SU '99	75	1608	2.0	17.6	46	654	1.2	13.5	94	939	2.5	20.4	89	956	2.3	17.0	72	904	1.9	16.7
SP '99	60	1603	1.6	15.9	61	619	1.6	15.6	26	491	.7	13.0	95	1097	2.5	16.7	78	809	2.1	18.8
WI '99	64	1434	1.7	15.6	71	722	1.9	14.9	28	392	.7	15.1	100	932	2.6	16.9	74	851	1.9	15.7
4-Book	70	1633	1.9	17.3	71	762	1.9	16.6	42	587	1.1	15.5	106	1063	2.8	18.4	79	907	2.1	17.9
FA '98	62	1424	1.6	15.3	55	760	1.4	13.2	25	393	.7	14.2	107	881	2.8	18.0	71	798	1.9	14.5
WIP -AM																				
FA '99	2	140	.1	.5	5	49	.1	1.1	1	24		.6	3	41	.1	.5	2	41	.1	.5
SU '99	5	132	.1	1.2	15	86	.4	4.4	4	26	.1	.9	1	30		.2	7	48	.2	1.6
SP '99	5	173	.1	1.3	9	81	.2	2.3	1	16		.5	3	42	.1	.5	4	61	.1	1.0
WI '99	3	199	.1	.7	4	44	.1	.8		18			2	71	.1	.3	9	110	.2	1.9
4-Book	4	161	.1	.9	8	65	.2	2.2	2	21		.5	2	46	.1	.4	6	65	.2	1.3
FA '98	5	181	.1	1.2	6	66	.2	1.4	3	27	.1	1.7	8	58	.2	1.3	6	73	.2	1.2
WJZ-FM																				
FA '99	3	132	.1	.7	1	37		.2		16			9	69	.2	1.5	3	41	.1	.7
SU '99	4	251	.1	.9	3	51	.1	.9	4	78	.1	.9	7	121	.2	1.3	4	73	.1	.9
SP '99	4	150	.1	1.1	2	35	.1	.5	3	43	.1	1.5	3	40	.1	.5	5	41	.1	1.2
WI '99	7	161	.2	1.7	6	58	.2	1.3	5	48	.1	2.7	11	42	.3	1.9	4	55	.1	.9
4-Book	5	174	.1	1.1	3	45	.1	.7	3	46	.1	1.3	8	68	.2	1.3	4	53	.1	.9
FA '98	3	155	.1	.7	4	46	.1	1.0	1	23		.6	3	46	.1	.5	2	29	.1	.4
+WLCE-FM																				
WYXR-FM																				
FA '99	5	378	.1	1.2	8	138	.2	1.7	2	39	.1	1.3	8	128	.2	1.3	6	95	.2	1.4
SU '99	15	469	.4	3.5	9	95	.2	2.6	18	170	.5	3.9	13	200	.3	2.5	17	188	.4	4.0
SP '99	8	399	.2	2.1	8	135	.2	2.0	3	54	.1	1.5	12	109	.3	2.1	10	150	.3	2.4
WI '99	14	511	.4	3.4	16	200	.4	3.4	6	103	.2	3.2	11	207	.3	1.9	20	180	.5	4.3
4-Book	11	439	.3	2.6	10	142	.3	2.4	7	92	.2	2.5	11	161	.3	2.0	13	153	.4	3.0
FA '98	13	515	.3	3.2	7	128	.2	1.7	3	56	.1	1.7	16	186	.4	2.7	27	248	.7	5.5
WMGK-FM																				
FA '99	4	307	.1	1.0	7	115	.2	1.5	3	82	.1	1.9	5	138	.1	.8	2	51	.1	.5
SU '99	7	309	.2	1.6	5	75	.1	1.5	11	138	.3	2.4	12	128	.3	2.3	2	92	.1	.5
SP '99	6	215	.2	1.6	3	56	.1	.8	1	31		.5	13	121	.3	2.3	7	85	.2	1.7
WI '99	4	216	.1	1.0	4	82	.1	.8	2	50	.1	1.1	9	119	.2	1.5	3	65	.1	.6
4-Book	5	262	.2	1.3	5	82	.1	1.2	4	75	.1	1.5	10	127	.2	1.7	4	73	.1	.8
FA '98	8	292	.2	2.0	12	157	.3	2.9	5	91	.1	2.8	12	114	.3	2.0	7	63	.2	1.4
WMMR-FM																				
FA '99	7	407	.2	1.7	10	137	.3	2.1	2	87	.1	1.3	8	167	.2	1.3	6	102	.2	1.4
SU '99	12	418	.3	2.8	8	88	.2	2.3	16	186	.4	3.5	20	236	.5	3.8	12	142	.3	2.8
SP '99	6	346	.2	1.6	4	60	.1	1.0	7	102	.2	3.5	9	150	.2	1.6	5	105	.1	1.2
WI '99	5	300	.1	1.2	10	112	.3	2.1	5	40	.1	2.7	8	152	.2	1.4	3	71	.1	.6
4-Book	8	368	.2	1.8	8	99	.2	1.9	8	104	.2	2.8	11	176	.3	2.0	7	105	.2	1.5
FA '98	6	300	.2	1.5	4	77	.1	1.0	3	76	.1	1.7	11	157	.3	1.9	6	86	.2	1.2
WNAP-AM																				
FA '99	*	3	.29	.7	*	7	.23	1.5		7			*	6	.23	1.0				
SU '99		11				11											**	**	**	**
SP '99																	**	**	**	**
WI '99		7								7							**	**	**	**
4-Book	1	12	.2	.2	2	9	.1	.4	**	4	**	**	2	6	.1	.3	**	**	**	**
FA '98	**	**	**	**	**	**	**	**	**	**	**	**	**	**	**	**	**	**	**	**
WVGL-FM																				
FA '99	9	272	.2	2.2	4	57	.1	.8	2	52	.1	1.3	10	97	.3	1.6	10	44	.3	2.3
SU '99	4	290	.1	.9	5	89	.1	1.5	4	107	.1	.9	6	117	.2	1.1	2	50	.1	.5
SP '99	4	248	.1	1.1	2	59	.1	.5	4	66	.1	2.0	5	90	.1	.9	4	74	.1	1.0
WI '99	4	193	.1	1.0	6	61	.2	1.3	5	47	.1	2.7	5	78	.1	.8	4	63	.1	.9
4-Book	5	251	.1	1.3	4	67	.1	1.0	4	68	.1	1.7	7	96	.2	1.1	5	58	.2	1.2
FA '98	6	290	.2	1.5	5	86	.1	1.2	2	33	.1	1.1	9	107	.2	1.5	6	84	.2	1.2

Target Listener Trends - Teens 12-17

** Station(s) not reported this survey. * Listener estimates adjusted for reported broadcast schedule. + Station(s) changed call letters - see Page 13. 4-Book: Avg. of current and previous 3 surveys. 2-Book: Avg. of most recent 2 surveys.

Target Listener Trends

Teens 12-17

	Monday-Sunday 6AM-MID				Monday-Friday 6AM-10AM				Monday-Friday 10AM-3PM				Monday-Friday 3PM-7PM				Monday-Friday 7PM-MID			
	AQH (00)	Cume (00)	AQH Rtg	AQH Shr	AQH (00)	Cume (00)	AQH Rtg	AQH Shr	AQH (00)	Cume (00)	AQH Rtg	AQH Shr	AQH (00)	Cume (00)	AQH Rtg	AQH Shr	AQH (00)	Cume (00)	AQH Rtg	AQH Shr
WPEN-AM																				
FA '99	1	21		.2	2	21	.1	.4									2	8	.1	.5
SU '99		10			1	10		.3												
SP '99		9								9										
WI '99		12			1	12		.2										5		
4-Book		13		.1	1	11		.2		2							1	3		.1
FA '98		8																		
WPHI-FM																				
FA '99	45	1058	1.2	11.2	53	533	1.4	11.2	16	348	.4	10.1	70	622	1.8	11.4	41	560	1.1	9.3
SU '99	51	994	1.3	12.0	33	391	.9	9.7	50	559	1.3	10.9	77	611	2.0	14.7	46	510	1.2	10.7
SP '99	62	1281	1.6	16.4	62	657	1.6	15.8	41	516	1.1	20.5	86	850	2.3	15.1	64	737	1.7	15.5
WI '99	63	1379	1.7	15.3	69	737	1.8	14.5	26	449	.7	14.1	98	856	2.6	16.6	65	718	1.7	13.8
4-Book	55	1178	1.5	13.7	54	580	1.4	12.8	33	468	.9	13.9	83	735	2.2	14.5	54	631	1.4	12.3
FA '98	70	1259	1.8	17.2	54	594	1.4	12.9	32	482	.8	18.2	107	819	2.8	18.0	83	745	2.2	16.9
WPHT-AM																				
FA '99		8																		
SU '99	1	44		.2		9							1	18		.2	2	26	.1	.5
SP '99		9												9				9		
WI '99		9												9						
4-Book		18		.1		2								7		.1	1	9		.1
FA '98		19				11								8						
WPLY-FM																				
FA '99	44	1177	1.2	10.9	45	500	1.2	9.5	23	406	.6	14.6	69	779	1.8	11.2	50	552	1.3	11.3
SU '99	38	1047	1.0	8.9	30	342	.8	8.8	43	530	1.1	9.3	49	581	1.3	9.3	39	491	1.0	9.1
SP '99	34	999	.9	9.0	35	400	.9	8.9	19	363	.5	9.5	58	677	1.5	10.2	38	528	1.0	9.2
WI '99	30	991	.8	7.3	28	466	.7	5.9	16	327	.4	8.6	50	612	1.3	8.5	35	464	.9	7.4
4-Book	37	1054	1.0	9.0	35	427	.9	8.3	25	407	.7	10.5	57	662	1.5	9.8	41	509	1.1	9.3
FA '98	29	928	.8	7.1	29	419	.8	7.0	11	255	.3	6.3	51	620	1.3	8.6	33	544	.9	6.7
WSSJ-AM																				
FA '99	1	45		.2		17				7			1	11		.2		9		
SU '99																				
SP '99		19			1	10		.3		10				9				9		
WI '99		5				5														
4-Book		17		.1		8		.1		4				5		.1		5		
FA '98	**	**	**	**	**	**	**	**	**	**	**	**	**	**	**	**	**	**	**	**
WUSL-FM																				
FA '99	80	1483	2.1	19.9	82	804	2.2	17.3	40	531	1.1	25.3	118	948	3.1	19.2	104	837	2.7	23.5
SU '99	83	1338	2.2	19.5	70	566	1.8	20.5	86	794	2.3	18.7	102	823	2.7	19.4	96	784	2.5	22.3
SP '99	83	1451	2.2	22.0	91	790	2.4	23.2	45	559	1.2	22.5	131	917	3.4	23.1	98	808	2.6	23.7
WI '99	92	1618	2.4	22.4	114	913	3.0	24.0	37	564	1.0	20.0	136	1044	3.6	23.1	110	875	2.9	23.4
4-Book	85	1473	2.2	21.0	89	768	2.4	21.3	52	612	1.4	21.6	122	933	3.2	21.2	102	826	2.7	23.2
FA '98	80	1490	2.1	19.7	100	827	2.6	24.0	38	513	1.0	21.6	114	908	3.0	19.2	103	868	2.7	21.0
WWDB-FM																				
FA '99	1	25		.2									5	25	.1	.8				
SU '99	1	46		.2	2	16	.1	.6	2	32	.1	.4	1	8		.2				
SP '99		46			1	13		.3	2	28	.1	1.0		9						
WI '99	1	21		.2		7				6			2	6	.1	.3				
4-Book	1	35		.2	1	9		.2	1	17	.1	.4	2	12	.1	.3				
FA '98		46			1	20		.2		19							1	17		.2
WXTU-FM																				
FA '99	2	96	.1	.5	2	29	.1	.4		7			3	49	.1	.5	2	31	.1	.5
SU '99	1	108		.2	1	31		.3	2	39	.1	.4	2	38	.1	.4	1	26		.2
SP '99	4	121	.1	1.1	5	59	.1	1.3	5	40	.1	2.5	5	66	.1	.9	6	54	.2	1.4
WI '99	7	120	.2	1.7	6	49	.2	1.3	7	45	.2	3.8	10	77	.3	1.7	7	61	.2	1.5
4-Book	4	111	.1	.9	4	42	.1	.8	4	33	.1	1.7	5	58	.2	.9	4	43	.1	.9
FA '98	9	171	.2	2.2	7	79	.2	1.7	5	35	.1	2.8	8	52	.2	1.3	7	67	.2	1.4

** Station(s) not reported this survey.

* Listener estimates adjusted for reported broadcast schedule.

+ Station(s) changed call letters - see Page 13.

4-Book: Avg. of current and previous 3 surveys.
2-Book: Avg. of most recent 2 surveys.

Target Listener Trends

Teens 12-17

	Monday-Sunday 6AM-MID				Monday-Friday 6AM-10AM				Monday-Friday 10AM-3PM				Monday-Friday 3PM-7PM				Monday-Friday 7PM-MID			
	AQH (00)	Cume (00)	AQH Rtg	AQH Shr	AQH (00)	Cume (00)	AQH Rtg	AQH Shr	AQH (00)	Cume (00)	AQH Rtg	AQH Shr	AQH (00)	Cume (00)	AQH Rtg	AQH Shr	AQH (00)	Cume (00)	AQH Rtg	AQH Shr
WYSP-FM																				
FA '99	24	622	.6	6.0	39	312	1.0	8.2	19	174	.5	12.0	33	323	.9	5.4	12	203	.3	2.7
SU '99	22	596	.6	5.2	21	181	.6	6.2	21	291	.6	4.6	24	285	.6	4.6	18	210	.5	4.2
SP '99	16	445	.4	4.2	18	192	.5	4.6	9	100	.2	4.5	26	242	.7	4.6	15	212	.4	3.6
WI '99	23	539	.6	5.6	32	249	.8	6.7	11	188	.3	5.9	29	331	.8	4.9	26	232	.7	5.5
4-Book	21	551	.6	5.3	28	234	.7	6.4	15	188	.4	6.8	28	295	.8	4.9	18	214	.5	4.0
FA '98	12	413	.3	3.0	18	210	.5	4.3	6	86	.2	3.4	12	153	.3	2.0	14	166	.4	2.9
WJBR-FM																				
FA '99	2	59	.1	.5	3	28	.1	.6					2	31	.1	.3	3	17	.1	.7
SU '99		8															1	8		.2
SP '99	2	60	.1	.5	1	17		.3	2	17	.1	1.0	4	31	.1	.7	1	22		.2
WI '99	1	47		.2		8			1	21		.5	1	18		.2		8		
4-Book	1	44	.1	.3	1	13		.2	1	10		.4	2	20	.1	.3	1	14		.3
FA '98	1	63		.2	1	21		.2	1	14		.6	2	41	.1	.3	2	27	.1	.4
WKXV-FM																				
FA '99	1	59		.2						10			2	26	.1	.3		8		
SU '99	1	36		.2					1	8		.2	1	16		.2				
SP '99	1	27		.3		6							4	14	.1	.7				
WI '99	1	54		.2		5				5			2	36	.1	.3	2	14	.1	.4
4-Book	1	44		.2		3				6		.1	2	23	.1	.4	1	6		.1
FA '98	1	28		.2	2	11	.1	.5					2	8			1	7		.2
WLEV-FM																				
FA '99	**	**	**	**	**	**	**	**	**	**	**	**	**	**	**	**	**	**	**	**
SU '99	**	**	**	**	**	**	**	**	**	**	**	**	**	**	**	**	**	**	**	**
SP '99	**	15	**	**	**	**	**	**	**	**	**	**	1	15	**	.2	1	15	**	.2
WI '99	**	**	**	**	**	**	**	**	**	**	**	**	**	**	**	**	**	**	**	**
4-Book	**	**	**	**	**	**	**	**	**	**	**	**	**	**	**	**	**	**	**	**
FA '98	**	**	**	**	**	**	**	**	**	**	**	**	**	**	**	**	**	**	**	**
WNJO-FM																				
FA '99		56				8				16			1	31		.2		7		
SU '99	2	112	.1	.5	3	32	.1	.9	2	65	.1	.4	1	41		.2	1	38		.2
SP '99	2	59	.1	.5	1	17		.3		8			3	17	.1	.5	2	44	.1	.5
WI '99	1	57		.2		10			1	19		.5	1	39		.2		14		
4-Book	1	71	.1	.3	1	17		.3	1	27		.2	2	32		.3	1	26		.2
FA '98	2	60	.1	.5	1	25		.2					7	15	.2	1.2	3	25	.1	.6
WPST-FM																				
FA '99	21	814	.6	5.2	26	442	.7	5.5	6	142	.2	3.8	27	384	.7	4.4	24	385	.6	5.4
SU '99	42	910	1.1	9.9	33	338	.9	9.7	40	464	1.1	8.7	51	545	1.3	9.7	51	539	1.3	11.9
SP '99	19	695	.5	5.0	24	289	.6	6.1	4	130	.1	2.0	33	390	.9	5.8	19	346	.5	4.6
WI '99	25	845	.7	6.1	27	381	.7	5.7	6	177	.2	3.2	33	505	.9	5.6	37	484	1.0	7.9
4-Book	27	816	.7	6.6	28	363	.7	6.8	14	228	.4	4.4	36	456	1.0	6.4	33	439	.9	7.5
FA '98	24	721	.6	5.9	21	327	.6	5.0	9	187	.2	5.1	33	405	.9	5.6	34	409	.9	6.9
WSTW-FM																				
FA '99	2	192	.1	.5	5	67	.1	1.1		22			3	88	.1	.5	3	64	.1	.7
SU '99	2	161	.1	.5	1	16		.3	1	38		.2	4	84	.1	.8	2	62	.1	.5
SP '99	**	**	**	**	**	**	**	**	**	**	**	**	**	**	**	**	**	**	**	**
WI '99	**	**	**	**	**	**	**	**	**	**	**	**	**	**	**	**	**	**	**	**
4-Book	**	**	**	**	**	**	**	**	**	**	**	**	**	**	**	**	**	**	**	**
FA '98	**	**	**	**	**	**	**	**	**	**	**	**	**	**	**	**	**	**	**	**
TOTALS																				
FA '99	403	3656	10.6		473	2907	12.5		158	1656	4.2		615	3077	16.2		443	2759	11.7	
SU '99	426	3623	11.2		341	2331	9.0		460	2703	12.1		525	3026	13.8		430	2722	11.3	
SP '99	377	3648	9.9		392	2656	10.3		200	1774	5.3		568	3039	15.0		414	2680	10.9	
WI '99	411	3655	10.8		475	2880	12.5		185	1695	4.9		590	3062	15.5		470	2819	12.4	
4-Book	404	3646	10.6		420	2694	11.1		251	1957	6.6		575	3051	15.1		439	2745	11.6	
FA '98	406	3630	10.7		417	2821	11.0		176	1744	4.6		594	2899	15.6		490	2832	12.9	

** Station(s) not reported this survey.

* Listener estimates adjusted for reported broadcast schedule.

+ Station(s) changed call letters - see Page 13.

4-Book: Avg. of current and previous 3 surveys.
2-Book: Avg. of most recent 2 surveys.

Target Listener Estimates

Teens 12-17																				
Monday-Friday 6AM-7PM				Weekend 6AM-MID				Saturday 6AM-10AM				Saturday 10AM-3PM				Saturday 3PM-7PM				
AQH (00)	Cume (00)	AQH Rtg	AQH Shr	AQH (00)	Cume (00)	AQH Rtg	AQH Shr	AQH (00)	Cume (00)	AQH Rtg	AQH Shr	AQH (00)	Cume (00)	AQH Rtg	AQH Shr	AQH (00)	Cume (00)	AQH Rtg	AQH Shr	
KYW -AM																				
FA '99	4	183	.1	1.0	2	84	.1	.5	4	24	.1	1.3	1	6	.2		1	15	.2	
4-Book	5	210	.2	1.3	3	115	.1	.7	5	27	.1	2.2	5	36	.1	.9	2	16	.3	
VBEB-FM																				
FA '99	10	327	.3	2.5	15	217	.4	3.9	24	47	.6	7.9	9	44	.2	1.6	12	43	.3	2.4
4-Book	10	308	.3	2.4	12	220	.3	3.2	11	33	.3	4.0	14	57	.4	2.5	12	50	.3	2.5
WDAS-AM																				
FA '99	8	74	.2	2.0	10	92	.3	2.6	3	9	.1	1.0	2	7	.1	.4				
4-Book	3	42	.1	.6	4	52	.2	1.1	2	6	.1	.5	1	6	.1	.2	1	1	.1	
WDAS-FM																				
FA '99	11	261	.3	2.8	9	154	.2	2.3	10	33	.3	3.3	10	21	.3	1.8	17	45	.4	3.4
4-Book	8	208	.2	2.0	11	148	.3	2.8	8	28	.2	3.2	14	43	.4	2.5	19	41	.5	4.2
+WEJM-FM																				
FA '99	2	101	.1	.5	4	103	.1	1.0	1	14	.3		3	17	.1	.5	9	56	.2	1.8
4-Book	8	282	.2	1.9	8	192	.2	2.0	7	39	.2	2.7	9	55	.2	1.4	13	60	.3	2.8
+WEMG-AM																				
FA '99	1	36	.3		1	26	.3		1	6	.3		1	6	.2					
4-Book	2	35	.4		2	30	.1	.4	1	3	.2		3	12	.1	.6	1	4	.2	
+WEMG-FM																				
FA '99	**	19	**	**	**	11	**	**	**	8	.3	**	**	3	.2	**	**	3	.2	
4-Book	**	**	**	**	**	**	**	**	**	**	**	**	**	**	**	**	**	**	**	**
WHAT-AM																				
FA '99						9														
4-Book		3				10	.1						1	2	.1					
WIOQ-FM																				
FA '99	84	1689	2.2	21.3	67	1198	1.8	17.2	45	229	1.2	14.9	90	468	2.4	16.2	91	392	2.4	17.9
4-Book	71	1413	1.9	17.6	62	1063	1.6	16.1	42	183	1.1	16.2	96	440	2.5	16.6	79	333	2.1	16.3
WIP -AM																				
FA '99	3	96	.1	.8	1	52	.3													
4-Book	4	107	.1	1.0	3	79	.1	.8	3	19	.1	1.2	7	18	.2	1.2	6	17	.2	1.3
WJJZ-FM																				
FA '99	3	81	.1	.8	3	70	.1	.8					1	9	.2		17	38	.4	3.4
4-Book	5	114	.1	1.1	5	86	.1	1.3	7	12	.2	2.6	9	21	.2	1.5	9	19	.2	1.9
+WLCE-FM																				
WYXR-FM																				
FA '99	5	280	.1	1.3	4	82	.1	1.0	2	17	.1	.7	4	16	.1	.7	7	30	.2	1.4
4-Book	9	302	.3	2.2	11	187	.3	2.8	7	27	.2	2.5	13	46	.4	2.2	14	39	.4	2.8
WMGK-FM																				
FA '99	5	223	.1	1.3	4	136	.1	1.0	3	7	.1	1.0	9	36	.2	1.6	10	49	.3	2.0
4-Book	6	191	.2	1.6	5	105	.1	1.2	2	8	.1	.8	6	29	.2	1.1	5	23	.2	1.1
WMMR-FM																				
FA '99	6	280	.2	1.5	9	240	.2	2.3	2	15	.1	.7	14	89	.4	2.5	18	46	.5	3.6
4-Book	9	265	.3	2.1	7	180	.2	1.8	3	10	.1	1.1	13	66	.4	2.3	6	26	.2	1.2
WNAP-AM																				
FA '99	* 3	29	.1	.8	* 4	22	.1	1.0	* 3	7	.1	1.0	10	22	.3	1.8	* 5	13	.1	1.0
4-Book	1	12	.2		1	8	.3		1	2	.3		3	8	.1	.5	1	3	.3	
WVGL-FM																				
FA '99	5	160	.1	1.3	14	125	.4	3.6	10	33	.3	3.3	22	63	.6	4.0	25	57	.7	4.9
4-Book	5	172	.1	1.2	6	118	.2	1.5	5	21	.2	1.7	10	34	.3	1.8	8	26	.2	1.6
WPEN-AM																				
FA '99	1	21	.3		2	8	.1	.5	2	8	.1	.7	6	8	.2	1.1	5	8	.1	1.0
4-Book		13	.1		1	7	.2		2	5	.1	.6	2	3	.1	.3	1	2	.3	

** Station(s) not reported this survey.

* Listener estimates adjusted for reported broadcast schedule.

+ Station(s) changed call letters - see Page 13.

4-Book: Avg. of current and previous 3 surveys.
2-Book: Avg. of most recent 2 surveys.

Target Listener Estimates

Teens 12-17

	Monday-Friday 6AM-7PM				Weekend 6AM-MID				Saturday 6AM-10AM				Saturday 10AM-3PM				Saturday 3PM-7PM			
	AQH (00)	Cume (00)	AQH Rtg	AQH Shr	AQH (00)	Cume (00)	AQH Rtg	AQH Shr	AQH (00)	Cume (00)	AQH Rtg	AQH Shr	AQH (00)	Cume (00)	AQH Rtg	AQH Shr	AQH (00)	Cume (00)	AQH Rtg	AQH Shr
WPHI-FM																				
FA '99	44	895	1.2	11.1	50	577	1.3	12.9	35	106	.9	11.6	61	253	1.6	11.0	74	221	1.9	14.6
4-Book	55	1018	1.5	13.8	57	735	1.5	14.8	33	136	.9	13.0	89	311	2.3	15.5	77	252	2.0	16.2
WPHT-AM																				
FA '99					1	8		.3												
4-Book		9			1	7		.2												
WPLY-FM																				
FA '99	44	979	1.2	11.1	41	731	1.1	10.5	40	168	1.1	13.2	67	342	1.8	12.1	46	149	1.2	9.1
4-Book	38	903	1.0	9.4	32	615	.9	8.4	21	86	.6	7.3	50	258	1.3	8.7	38	169	1.0	7.9
WSSJ-AM																				
FA '99		28			1	19		.3					2	8	.1	.4	4	8	.1	.8
4-Book		13				5		.1					1	2		.1	1	2		.2
WUSL-FM																				
FA '99	77	1320	2.0	19.5	68	943	1.8	17.5	63	193	1.7	20.8	116	461	3.1	20.9	66	207	1.7	13.0
4-Book	85	1297	2.3	21.2	72	913	1.9	18.7	48	178	1.3	18.1	103	378	2.7	18.0	93	288	2.5	19.7
WVDB-FM																				
FA '99	2	25	.1	.5																
4-Book	2	27	.1	.4	1	10		.2									1	2		.2
WXTU-FM																				
FA '99	2	56	.1	.5	3	37	.1	.8	3	14	.1	1.0	8	8	.2	1.4	4	8	.1	.8
4-Book	4	81	.1	1.1	3	51	.1	.8	2	11	.1	.5	7	15	.2	1.2	2	12	.1	.5
WYSP-FM																				
FA '99	30	508	.8	7.6	22	390	.6	5.7	9	48	.2	3.0	20	89	.5	3.6	19	75	.5	3.7
4-Book	23	454	.6	5.8	21	317	.6	5.3	12	50	.3	4.5	24	111	.6	4.1	20	83	.5	4.0
WJBR-FM																				
FA '99	2	45	.1	.5	2	38	.1	.5					3	15	.1	.5	2	7	.1	.4
4-Book	1	32	.1	.3	2	18	.1	.4					4	10	.1	.7	4	6	.1	.8
WKXW-FM																				
FA '99	1	26		.3	1	40		.3					3	25	.1	.5	4	8	.1	.8
4-Book	1	23		.3	1	25		.2	1	3		.3	2	12	.1	.3	2	6	.1	.4
WLEV-FM																				
FA '99	**	**	**	**	**	**	**	**	**	**	**	**	**	**	**	**	**	**	**	**
4-Book	**	**	**	**	**	**	**	**	**	**	**	**	**	**	**	**	**	**	**	**
WNJO-FM																				
FA '99		39				26							3	17	.1	.5	1	9		.2
4-Book	1	50		.3	1	28		.3		2		.1	4	22	.2	.7	3	11	.1	.6
WPST-FM																				
FA '99	19	664	.5	4.8	22	509	.6	5.7	14	83	.4	4.6	42	281	1.1	7.6	27	116	.7	5.3
4-Book	25	679	.7	6.1	25	487	.7	6.6	19	89	.5	7.9	38	191	1.0	6.6	23	111	.6	4.7
WSTW-FM																				
FA '99	2	115	.1	.5	2	92	.1	.5					2	25	.1	.4	3	24	.1	.6
4-Book	**	**	**	**	**	**	**	**	**	**	**	**	**	**	**	**	**	**	**	**
TOTALS																				
FA '99	395	3599	10.4		389	3000	10.2		303	951	8.0		555	1693	14.6		507	1294	13.4	
4-Book	402	3532	10.6		384	3039	10.1		261	869	6.9		575	1747	15.1		479	1334	12.6	

** Station(s) not reported this survey.

* Listener estimates adjusted for reported broadcast schedule.

+ Station(s) changed call letters - see Page 13.

4-Book: Avg. of current and previous 3 surveys.
2-Book: Avg. of most recent 2 surveys.

Target Listener Estimates

Teens 12-17																				
Saturday 7PM-MID				Sunday 6AM-10AM				Sunday 10AM-3PM				Sunday 3PM-7PM				Sunday 7PM-MID				
AQH (00)	Cume (00)	AQH Rtg	AQH Shr	AQH (00)	Cume (00)	AQH Rtg	AQH Shr	AQH (00)	Cume (00)	AQH Rtg	AQH Shr	AQH (00)	Cume (00)	AQH Rtg	AQH Shr	AQH (00)	Cume (00)	AQH Rtg	AQH Shr	
KYW -AM																				
FA '99																				
4-Book																				
1	9		.3	4	22	.1	1.6	5	31	.1	1.2		7			3	16	.1	1.1	
								3	25	.1	.7	2	14	.1	.4	2	18	.1	.8	
WBEB-FM																				
FA '99																				
4-Book																				
15	69	.4	4.0	24	56	.6	9.6	15	58	.4	3.7	3	25	.1	.7	17	51	.4	6.1	
11	53	.3	3.0	12	35	.3	4.8	15	62	.4	3.4	7	43	.2	1.9	14	66	.4	4.9	
WDAS-AM																				
FA '99																				
4-Book																				
1	7			41	72	1.1	16.4	19	46	.5	4.7	11	21	.3	2.6	6	14	.2	2.2	
	5		.2	17	39	.4	6.9	8	27	.2	1.9	3	5	.1	.7	3	6	.1	.9	
WDAS-FM																				
FA '99																				
4-Book																				
9	43	.2	2.4	10	39	.3	4.0	8	59	.2	2.0	6	13	.2	1.4	1	2		.4	
14	33	.4	3.7	8	34	.2	3.6	8	45	.2	1.9	6	25	.2	1.7	7	18	.2	2.4	
+WEJM-FM																				
FA '99																				
4-Book																				
5	24	.1	1.3	2	9	.1	.8	3	23	.1	.7					5	25	.1	1.8	
10	59	.3	2.5	4	18	.1	1.7	5	51	.2	1.2	5	33	.1	1.3	6	44	.2	1.9	
+WEMG-AM																				
FA '99																				
4-Book																				
2	7	.1	.5	1	7			3	6	.1	.7	4	13	.1	1.0					
				1	7		.3	4	14	.1	.8	1	3		.3					
+WEMG-FM																				
FA '99																				
4-Book																				
**	**	**	**	**	**	**	**	**	**	**	**	**	**	**	**	**	**	**	**	**
WHAT-AM																				
FA '99																				
4-Book																				
1	2		.1	1	7		.4	1	9		.2									
				1	3		.2	1	7		.2									
WIOQ-FM																				
FA '99																				
4-Book																				
64	278	1.7	17.2	33	192	.9	13.2	72	392	1.9	18.0	80	340	2.1	19.2	56	291	1.5	20.1	
63	304	1.7	16.4	32	157	.9	14.1	69	356	1.8	16.4	66	274	1.7	16.8	44	217	1.2	15.1	
WIP -AM																				
FA '99																				
4-Book																				
1	17		.3					5	18	.1	1.2	6	27	.2	1.4					
4	22	.1	1.0		4		.1	2	13	.1	.4	2	9	.1	.4	3	17	.1	.9	
WJJZ-FM																				
FA '99																				
4-Book																				
3	11	.1	.8	1	8		.4	2	16	.1	.5					1	15		.4	
7	22	.2	1.9	4	16	.1	1.5	3	15	.1	.6	2	11	.1	.6	2	15	.1	.6	
+WLCE-FM																				
WYXR-FM																				
FA '99																				
4-Book																				
4	16	.1	1.1	1	17		.4	5	15	.1	1.2	6	11	.2	1.4	2	7	.1	.7	
7	41	.2	1.8	11	41	.3	4.7	17	72	.4	4.0	11	41	.3	2.9	8	32	.2	2.7	
WMGK-FM																				
FA '99																				
4-Book																				
2	17	.1	.5	2	22	.1	.8	3	22	.1	.7	7	36	.2	1.7	1	7		.4	
5	25	.2	1.2	2	15	.1	.8	7	37	.2	1.6	7	25	.2	1.6	2	16	.1	.8	
WMMR-FM																				
FA '99																				
4-Book																				
6	39	.2	1.6	7	38	.2	2.8	6	46	.2	1.5	15	73	.4	3.6	2	16	.1	.7	
5	41	.2	1.4	5	20	.1	2.1	7	36	.2	1.6	9	38	.3	2.3	5	19	.2	1.7	
WNAP-AM																				
FA '99																				
4-Book																				
**	**	**	**	*	2	3	.1	.9								**	**	**	**	
WVGL-FM																				
FA '99																				
4-Book																				
15	32	.4	4.0	9	50	.2	3.6	9	31	.2	2.2	13	33	.3	3.1	11	16	.3	4.0	
4	12	.1	1.1	6	28	.2	2.4	4	20	.1	.9	5	18	.2	1.3	7	25	.2	2.3	
WPEN-AM																				
FA '99																				
4-Book																				
				1	1		.2		1				1		.1		2		.1	

** Station(s) not reported this survey.

* Listener estimates adjusted for reported broadcast schedule.

+ Station(s) changed call letters - see Page 13.

4-Book: Avg. of current and previous 3 surveys.
2-Book: Avg. of most recent 2 surveys.

Target Listener Estimates

Target Listener Estimates - Teens 12-17

Teens 12-17																					
Saturday 7PM-MID				Sunday 6AM-10AM				Sunday 10AM-3PM				Sunday 3PM-7PM				Sunday 7PM-MID					
AQH (00)	Cume (00)	AQH Rtg	AQH Shr	AQH (00)	Cume (00)	AQH Rtg	AQH Shr	AQH (00)	Cume (00)	AQH Rtg	AQH Shr	AQH (00)	Cume (00)	AQH Rtg	AQH Shr	AQH (00)	Cume (00)	AQH Rtg	AQH Shr		
WPHI-FM	FA '99	59	209	1.6	15.8	23	91	.6	9.2	45	192	1.2	11.2	54	174	1.4	13.0	45	110	1.2	16.2
4-Book		59	247	1.6	15.2	32	107	.8	13.8	54	212	1.4	13.2	56	191	1.5	14.6	45	167	1.2	15.2
WPHT-AM	FA '99													2	8	.1	.5	3	8	.1	1.1
4-Book										1	2	.2		1	7	.1	.3	1	2		.3
WPLY-FM	FA '99	31	134	.8	8.3	19	108	.5	7.6	44	219	1.2	11.0	44	161	1.2	10.6	35	171	.9	12.6
4-Book		30	151	.8	7.9	13	74	.3	5.7	40	209	1.1	9.5	35	142	1.0	9.0	27	120	.7	9.4
WSSJ-AM	FA '99	3	11	.1	.8																
4-Book		1	3		.2																
WUSL-FM	FA '99	88	310	2.3	23.6	34	107	.9	13.6	54	226	1.4	13.5	59	197	1.6	14.2	52	202	1.4	18.7
4-Book		87	301	2.3	22.5	39	144	1.0	17.0	71	282	1.9	17.0	68	234	1.8	17.5	56	200	1.5	19.1
WVDB-FM	FA '99					1	4			1	4			1	2						
4-Book																					
WXTU-FM	FA '99	6	21	.2	1.6	1	7				8							1	7		.4
4-Book		3	16	.1	.8	1	4			3	15	.1	.6	3	10	.1	.9	2	9	.1	.7
WYSP-FM	FA '99	16	61	.4	4.3	10	58	.3	4.0	55	199	1.4	13.7	39	129	1.0	9.4	8	61	.2	2.9
4-Book		20	72	.5	5.2	9	39	.3	4.0	32	110	.8	7.8	30	92	.8	7.6	17	69	.4	5.6
WJBR-FM	FA '99	4	15	.1	1.1					5	21	.1	1.2	1	9		.2				
4-Book		1	4		.3					1	8		.3	1	4		.1		1	2	.3
WKXV-FM	FA '99	1	7		.3																
4-Book		2	8	.1	.5									1	4		.3				
WLEV-FM	FA '99	**	**	**	**	**	**	**	**	**	**	**	**	**	**	**	**	**	**	**	**
4-Book		**	**	**	**	**	**	**	**	**	**	**	**	**	**	**	**	**	**	**	**
WNJO-FM	FA '99																				
4-Book			2				2		.1	1	7		.2						2		.1
WPST-FM	FA '99	17	103	.4	4.6	9	69	.2	3.6	19	155	.5	4.7	26	137	.7	6.3	15	90	.4	5.4
4-Book		25	126	.7	6.5	9	68	.2	4.0	33	164	.9	7.7	30	118	.8	7.4	21	101	.6	7.3
WSTV-FM	FA '99	4	31	.1	1.1		7			1	14		.2	6	23	.2	1.4	2	24	.1	.7
4-Book		**	**	**	**	**	**	**	**	**	**	**	**	**	**	**	**	**	**	**	**
TOTALS	FA '99	373	1130	9.8		250	885	6.6		401	1401	10.6		416	1130	11.0		278	951	7.3	
4-Book		384	1276	10.1		231	829	6.1		419	1417	11.1		390	1136	10.3		292	1004	7.7	

** Station(s) not reported this survey.

* Listener estimates adjusted for reported broadcast schedule.

+ Station(s) changed call letters - see Page 13.

4-Book: Avg. of current and previous 3 surveys.
2-Book: Avg. of most recent 2 surveys.

Listener AQH Composition

Monday-Sunday 6AM-MID																
AQH Persons (00)																
	Persons 12+	Teens 12-17	Men 18+	Men 18-24	Men 25-34	Men 35-44	Men 45-54	Men 55-64	Men 65+	Women 18+	Women 18-24	Women 25-34	Women 35-44	Women 45-54	Women 55-64	Women 65+
KYW -AM	421	3	197	3	18	36	37	42	61	221	3	18	32	43	36	90
(%)	100	1	47	1	4	9	9	10	15	52	1	4	7	10	8	21
Rating	1.0	.1	1.1	.1	.5	.9	1.1	1.9	2.4	1.1	.1	.5	.8	1.2	1.5	2.3
Share	6.3	.7	6.5	.8	2.8	5.1	6.2	12.1	15.4	6.9	.8	3.0	5.0	7.6	9.0	14.5
WBEB-FM	450	16	140	10	26	27	35	28	14	294	20	50	62	91	49	22
(%)	100	4	31	2	6	6	8	6	3	65	4	11	14	20	11	5
Rating	1.1	.4	.8	.5	.8	.7	1.1	1.3	.5	1.5	.9	1.5	1.5	2.6	2.0	6
Share	6.8	4.0	4.6	2.7	4.1	3.8	5.9	8.1	3.5	9.2	5.3	8.4	9.7	16.1	12.2	3.5
WDAS-AM	78	8	13	2	2	3	2	4		57	3	6	10	8	14	17
(%)	100	10	17	3	2	4	3	5	1	73	3	7	13	10	18	22
Rating	.2	.2	.1	.1	.1	.1	.1	.2		.3	.1	.2	.2	.2	.6	.4
Share	1.2	2.0	.4	.5	.3	.4	.3	1.2		1.8	.8	1.0	1.6	1.4	3.5	2.7
WDAS-FM	359	10	140	14	20	46	35	14	12	208	18	56	60	52	13	8
(%)	100	3	39	4	5	13	10	4	3	58	5	16	17	15	4	2
Rating	.9	.3	.8	.7	.6	1.2	1.1	.6	.5	1.1	.8	1.6	1.5	1.5	.5	.2
Share	5.4	2.5	4.6	3.8	3.1	6.5	5.9	4.0	3.0	6.5	4.7	9.4	9.4	9.2	3.2	1.3
WEJM-FM	230	3	102	5	23	34	32	2	6	125	16	39	39	17	7	8
(%)	100	1	44	2	10	15	14	1	2	54	7	17	17	7	3	3
Rating	.6	.1	.6	.2	.7	.9	1.0	.1	.2	.6	.8	1.1	1.0	.5	.3	.2
Share	3.5	.7	3.3	1.3	3.6	4.8	5.4	.6	1.5	3.9	4.2	6.6	6.1	3.0	1.7	1.3
WEMG-AM	28	1	18	2	12	3	1			9	1	5	2	1		
(%)	100	3	64	6	43	13	3			32	4	17	7	2	1	1
Rating	.1		.1	.1	.4	.1				.3	.3	.8	.3	.2		
Share	.4	.2	.6	.5	1.9	.4	.2			.3	.3	.8	.3	.2		
WEMG-FM	32		12	4	7					19	6	7	5			
(%)	100	1	40	14	22	1	1	1		59	20	22	17	1		
Rating	.1		.1	.2	.2					.1	.3	.2	.1			
Share	.5		.4	1.1	1.1					.6	1.6	1.2	.8			
WHAT-AM	84		28	2	4	3	3	7	9	57		1	8	2	12	34
(%)	100		33	2	4	3	3	9	11	67		1	10	2	14	40
Rating	.2		.2	.1	.1	.1	.1	.3	.3	.3			.2	.1	.5	.9
Share	1.3		.9	.5	.6	.4	.5	2.0	2.3	1.8		.2	1.3	.4	3.0	5.5
W100-FM	348	80	91	44	22	15	8	1	1	177	58	58	47	12	1	
(%)	100	23	26	13	6	4	2			51	17	17	14	3		
Rating	.9	2.1	.5	2.1	.6	.4	.2			.9	2.7	1.7	1.2	.3		
Share	5.2	19.9	3.0	11.8	3.5	2.1	1.3	.3	.3	5.5	15.3	9.8	7.4	2.1	.2	
WIP -AM	186	2	165	11	38	42	35	19	20	19		1	6	3	5	5
(%)	100	1	89	6	21	22	19	10	11	10		1	3	1	2	2
Rating	.5	.1	1.0	.5	1.1	1.1	1.1	.9	.8	.1			.1	.1	.2	.1
Share	2.8	.5	5.4	3.0	6.0	6.0	5.9	5.5	5.1	.6		.2	.9	.5	1.2	.8
WJZ-FM	284	3	126	4	11	32	35	24	20	155	7	18	40	44	28	17
(%)	100	1	44	2	4	11	12	8	7	54	3	6	14	16	10	6
Rating	.7	.1	.7	.2	.3	.8	1.1	1.1	.8	.8	.3	.5	1.0	1.3	1.2	.4
Share	4.3	.7	4.1	1.1	1.7	4.5	5.9	6.9	5.1	4.8	1.8	3.0	6.3	7.8	7.0	2.7
+VLCE-FM																
WYXR-FM	187	5	74	17	31	17	8	1	1	108	14	36	33	22		2
(%)	100	3	40	9	17	9	4	1	1	58	8	19	18	12		1
Rating	.5	.1	.4	.8	.9	.4	.2			.6	.7	1.0	.8	.6		.1
Share	2.8	1.2	2.4	4.6	4.9	2.4	1.3	.3	.3	3.4	3.7	6.1	5.2	3.9		.3
WMGK-FM	232	4	123	17	17	46	37	6	1	104	10	32	36	23	3	2
(%)	100	2	53	7	7	20	16	3		45	4	14	15	10	1	1
Rating	.6	.1	.7	.8	.5	1.2	1.1	.3		.5	.5	.9	.9	.7	.1	.1
Share	3.5	1.0	4.0	4.6	2.7	6.5	6.2	1.7	.3	3.3	2.6	5.4	5.6	4.1	.7	.3
WMMR-FM	196	7	139	21	47	56	13	3		50	11	13	15	6	4	
(%)	100	3	71	11	24	29	7	1		25	6	6	8	3	2	
Rating	.5	.2	.8	1.0	1.4	1.5	.4	.1		.3	.5	.4	.4	.2	.2	
Share	2.9	1.7	4.6	5.6	7.4	7.9	2.2	.9		1.6	2.9	2.2	2.4	1.1	1.0	

* Listener estimates adjusted for reported broadcast schedule.

+ Station(s) changed call letters - see Page 13.

& Both of the previous footnotes apply.

Listener Cume Composition

Monday-Sunday 6AM-MID

Cume Persons (00)

	Persons 12+	Teens 12-17	Men 18+	Men 18-24	Men 25-34	Men 35-44	Men 45-54	Men 55-64	Men 65+	Women 18+	Women 18-24	Women 25-34	Women 35-44	Women 45-54	Women 55-64	Women 65+
KYW -AM	10689	236	5191	167	602	1091	1124	968	1238	5262	164	609	1035	1103	872	1479
(%)	100	2	49	2	6	10	11	9	12	49	2	6	10	10	8	14
Rating	26.3	6.2	29.9	7.8	17.6	28.7	34.7	44.5	48.1	27.0	7.7	17.7	25.8	31.5	36.0	37.1
WBEB-FM	6559	471	2069	205	275	485	489	321	295	4020	351	737	884	1010	568	469
(%)	100	7	32	3	4	7	7	5	4	61	5	11	13	15	9	7
Rating	16.1	12.4	11.9	9.6	8.0	12.8	15.1	14.8	11.5	20.6	16.5	21.4	22.0	28.8	23.4	11.8
WDAS-AM	1375	129	373	42	68	94	55	80	34	874	45	116	165	158	134	256
(%)	100	9	27	3	5	7	4	6	2	64	3	8	12	12	10	19
Rating	3.4	3.4	2.2	2.0	2.0	2.5	1.7	3.7	1.3	4.5	2.1	3.4	4.1	4.5	5.5	6.4
WDAS-FM	4336	322	1607	193	326	495	307	159	127	2407	249	590	673	439	281	175
(%)	100	7	37	4	8	11	7	4	3	56	6	14	16	10	6	4
Rating	10.7	8.5	9.3	9.1	9.5	13.0	9.5	7.3	4.9	12.3	11.7	17.2	16.8	12.5	11.6	4.4
WEJM-FM	4179	188	1722	147	453	586	411	81	44	2269	229	696	647	467	163	67
(%)	100	5	41	4	11	14	10	2	1	54	5	17	15	11	4	2
Rating	10.3	5.0	9.9	6.9	13.2	15.4	12.7	3.7	1.7	11.6	10.7	20.2	16.1	13.3	6.7	1.7
WEMG-AM	306	56	123	34	42	25	22			126	19	60	25	9	6	8
(%)	100	18	40	11	14	8	7			41	6	20	8	3	2	3
Rating	.8	1.5	.7	1.6	1.2	.7	.7			.6	.9	1.7	.6	.3	.2	.2
WEMG-FM	455	30	140	23	50	17	16	26	9	285	77	107	84	9	9	
(%)	100	6	31	5	11	4	3	6	2	63	17	24	18	2	2	
Rating	1.1	.8	.8	1.1	1.5	.4	.5	1.2	.3	1.5	3.6	3.1	2.1	.3	.4	
WHAT-AM	899	9	382	33	65	48	59	75	103	509		27	60	63	113	246
(%)	100	1	42	4	7	5	7	8	11	57		3	7	7	13	27
Rating	2.2	.2	2.2	1.5	1.9	1.3	1.8	3.4	4.0	2.6		.8	1.5	1.8	4.7	6.2
WIOQ-FM	7015	1886	1820	500	573	401	282	54	9	3309	956	951	944	374	35	48
(%)	100	27	26	7	8	6	4	1		47	14	14	13	5	1	1
Rating	17.3	49.7	10.5	23.5	16.7	10.6	8.7	2.5	.3	17.0	44.8	27.7	23.5	10.7	1.4	1.2
WIP -AM	3600	140	2723	159	606	655	636	353	313	737		113	179	138	162	146
(%)	100	4	76	4	17	18	18	10	9	20		3	5	4	4	4
Rating	8.9	3.7	15.7	7.5	17.7	17.3	19.7	16.2	12.2	3.8		3.3	4.5	3.9	6.7	3.7
WJJZ-FM	4029	132	1764	73	233	529	450	281	198	2134	103	291	548	569	289	334
(%)	100	3	44	2	6	13	11	7	5	53	3	7	14	14	7	8
Rating	9.9	3.5	10.2	3.4	6.8	13.9	13.9	12.9	7.7	10.9	4.8	8.5	13.7	16.3	11.9	8.4
+WLCE-FM																
WYXR-FM	4216	378	1419	181	441	487	264	20	26	2420	484	759	691	356	50	79
(%)	100	9	34	4	10	12	6		1	57	11	18	16	8	1	2
Rating	10.4	10.0	8.2	8.5	12.9	12.8	8.2	.9	1.0	12.4	22.7	22.1	17.2	10.2	2.1	2.0
WMGK-FM	4512	307	1980	200	363	777	482	124	34	2225	164	759	787	392	91	33
(%)	100	7	44	4	8	17	11	3	1	49	4	17	17	9	2	1
Rating	11.1	8.1	11.4	9.4	10.6	20.5	14.9	5.7	1.3	11.4	7.7	22.1	19.6	11.2	3.8	.8
WMMR-FM	4408	407	2539	599	816	678	342	104		1461	259	458	449	237	49	9
(%)	100	9	58	14	19	15	8	2		33	6	10	10	5	1	
Rating	10.8	10.7	14.6	28.1	23.8	17.9	10.6	4.8		7.5	12.1	13.3	11.2	6.8	2.0	.2

* Listener estimates adjusted for reported broadcast schedule.

+ Station(s) changed call letters - see Page 13.

& Both of the previous footnotes apply.

Listener Composition

Listener AQH Composition

Monday-Sunday 6AM-MID																
AQH Persons (00)																
	Persons 12+	Teens 12-17	Men 18+	Men 18-24	Men 25-34	Men 35-44	Men 45-54	Men 55-64	Men 65+	Women 18+	Women 18-24	Women 25-34	Women 35-44	Women 45-54	Women 55-64	Women 65+
*WNAP-AM	39	3	11		4		6		1	24	5	2	5	4	5	4
(%)	100	9	29	1	11		15		2	62	11	4	12	11	13	11
Rating	.1	.1	.1		.1		.2		.2	.1	.2	.1	.1	.1	.2	.1
Share	.6	.7	.4		.6		1.0		.3	.8	1.3	.3	.8	.7	1.2	.6
WOGL-FM	282	9	130	3	6	26	49	36	11	143	5	12	27	45	36	18
(%)	100	3	46	1	2	9	17	13	4	51	2	4	10	16	13	6
Rating	.7	.2	.7	.1	.2	.7	1.5	1.7	.4	.7	.2	.3	.7	1.3	1.5	.5
Share	4.2	2.2	4.3	.8	.9	3.7	8.2	10.4	2.8	4.5	1.3	2.0	4.2	8.0	9.0	2.9
WPEN-AM	303	1	115		5	7	2	25	76	188		2	9	5	29	143
(%)	100		38		1	2	1	8	25	62		1	3	2	10	47
Rating	.7		.7		.1	.2	.1	1.1	3.0	1.0		.1	.2	.1	1.2	3.6
Share	4.6	.2	3.8		.8	1.0	.3	7.2	19.2	5.9		.3	1.4	.9	7.2	23.0
WPHI-FM	171	45	62	35	15	10	2		1	64	31	23	5	4	1	
(%)	100	26	36	20	9	6	1			37	18	13	3	2		
Rating	.4	1.2	.4	1.6	.4	.3	.1			.3	1.5	.7	.1	.1		
Share	2.6	11.2	2.0	9.4	2.4	1.4	.3		.3	2.0	8.2	3.9	.8	.7	.2	
WPHT-AM	51		33		1	6	4	12	9	17		1	1	1	8	6
(%)	100		65		3	12	8	24	18	34		1	3	3	15	13
Rating	.1		.2		.2	.1	.6	.3	.3	.1		.2	.2	.2	.3	.2
Share	.8		1.1		.2	.9	.7	3.5	2.3	.5		.2	.2	.2	2.0	1.0
WPLY-FM	228	44	101	33	47	14	6			82	26	31	15	8		1
(%)	100	19	44	14	21	6	3			36	12	14	7	4		
Rating	.6	1.2	.6	1.5	1.4	.4	.2			.4	1.2	.9	.4	.2		
Share	3.4	10.9	3.3	8.9	7.4	2.0	1.0			2.6	6.9	5.2	2.4	1.4		.2
WSSJ-AM	31	1	17	1	1	11	4			14	3	4	1	4	1	1
(%)	100	2	54	3	2	37	13			44	8	14	3	12	3	3
Rating	.1		.1		.3	.1	.1			.1	.1	.1	.1	.1	.1	.1
Share	.5	.2	.6	.3	.2	1.6	.7			.4	.8	.7	.2	.7	.2	.2
WUSL-FM	357	80	119	53	42	15	3	1	5	158	67	50	21	12	4	5
(%)	100	22	33	15	12	4	1		1	44	19	14	6	3	1	1
Rating	.9	2.1	.7	2.5	1.2	.4	.1		.2	.8	3.1	1.5	.5	.3	.2	.1
Share	5.4	19.9	3.9	14.2	6.6	2.1	.5	.3	1.3	4.9	17.7	8.4	3.3	2.1	1.0	.8
WVDB-FM	276	1	128	1	10	18	27	30	41	147	2	9	13	23	26	76
(%)	100		46		4	7	10	11	15	53	1	3	5	8	9	27
Rating	.7		.7		.3	.5	.8	1.4	1.6	.8	.1	.3	.3	.7	1.1	1.9
Share	4.1	.2	4.2	.3	1.6	2.6	4.5	8.7	10.4	4.6	.5	1.5	2.0	4.1	6.5	12.2
WXTU-FM	232	2	116	2	20	25	25	18	26	114	6	22	13	16	26	31
(%)	100	1	50	1	9	11	11	8	11	49	2	9	6	7	11	13
Rating	.6	.1	.7	.1	.6	.7	.8	.8	1.0	.6	.3	.6	.3	.5	1.1	.8
Share	3.5	.5	3.8	.5	3.1	3.5	4.2	5.2	6.6	3.6	1.6	3.7	2.0	2.8	6.5	5.0
WYSP-FM	436	24	327	58	128	83	38	17	3	86	17	22	27	12	5	3
(%)	100	5	75	13	29	19	9	4	1	20	4	5	6	3	1	1
Rating	1.1	.6	1.9	2.7	3.7	2.2	1.2	.8	.1	.4	.8	.6	.7	.3	.2	.1
Share	6.6	6.0	10.7	15.6	20.2	11.8	6.4	4.9	.8	2.7	4.5	3.7	4.2	2.1	1.2	.5
WJBR-FM	41	2	12		2	5	3		2	27	2	2	4	11	4	3
(%)	100	4	30		4	13	7		4	65	4	6	9	27	11	8
Rating	.1	.1	.1		.1	.1	.1		.1	.1	.1	.1	.1	.3	.2	.1
Share	.6	.5	.4		.3	.7	.5		.5	.8	.5	.3	.6	1.9	1.0	.5
WKXV-FM	64	1	29	1	6	7	9	6	1	34	2	5	7	11	4	6
(%)	100	1	46	1	9	10	14	9	2	53	3	7	11	17	6	9
Rating	.2		.2		.2	.2	.3	.3		.2	.1	.1	.2	.3	.2	.2
Share	1.0	.2	1.0	.3	.9	1.0	1.5	1.7	.3	1.1	.5	.8	1.1	1.9	1.0	1.0
VLEV-FM	23		8		1	3	3	1		15		3	5	2	4	1
(%)	100		35		3	12	15	5		65		15	20	7	18	4
Rating	.1		.1		.1	.1	.1	.1		.1		.1	.1	.1	.2	.1
Share	.3		.3		.2	.4	.5	.3		.5		.5	.8	.4	1.0	.2

* Listener estimates adjusted for reported broadcast schedule.

+ Station(s) changed call letters - see Page 13.

& Both of the previous footnotes apply.

Listener Cume Composition

Monday-Sunday 6AM-MID

Cume Persons (00)

	Persons 12+	Teens 12-17	Men 18+	Men 18-24	Men 25-34	Men 35-44	Men 45-54	Men 55-64	Men 65+	Women 18+	Women 18-24	Women 25-34	Women 35-44	Women 45-54	Women 55-64	Women 65+
•WNAP-AM (%) Rating	317 100 .8	29 9 .8	57 18 .3	22 7 1.0	13 4 .4		8 3 .2		15 5 .6	230 73 1.2	24 8 1.1	31 10 .9	38 12 .9	79 25 2.3	23 7 .9	34 11 .9
WVGL-FM (%) Rating	5514 100 13.6	272 5 7.2	2160 39 12.5	94 2 4.4	155 3 4.5	430 8 11.3	748 14 23.1	521 9 24.0	212 4 8.2	3082 56 15.8	161 3 7.5	365 7 10.6	566 10 14.1	1095 20 31.3	601 11 24.8	294 5 7.4
WPEN-AM (%) Rating	3130 100 7.7	21 1 .6	1274 41 7.3		23 1 .7	63 2 1.7	100 3 3.1	298 10 13.7	790 25 30.7	1836 59 9.4		28 1 .8	69 2 1.7	119 4 3.4	357 11 14.7	1263 40 31.7
WPHI-FM (%) Rating	3691 100 9.1	1058 29 27.9	1099 30 6.3	482 13 22.6	329 9 9.6	241 7 6.3	34 1 1.1		15 .6	1533 42 7.9	713 19 33.4	474 13 13.8	230 6 5.7	88 2 2.5	15 .6	13 .3
WPHT-AM (%) Rating	1553 100 3.8	8 1 .2	936 60 5.4	9 1 .4	86 6 2.5	168 11 4.4	144 9 4.5	258 17 11.9	271 17 10.5	608 39 3.1		18 1 .5	34 2 .8	107 7 3.1	200 13 8.3	248 16 6.2
WPLY-FM (%) Rating	5269 100 13.0	1177 22 31.0	1863 35 10.7	542 10 25.4	670 13 19.6	387 7 10.2	205 4 6.3	34 1 1.6	24 .9	2229 42 11.4	623 12 29.2	770 15 22.4	560 11 14.0	214 4 6.1	26 1 1.1	36 1 .9
WSSJ-AM (%) Rating	302 100 .7	45 15 1.2	95 31 .5	34 11 1.6	22 7 .6	26 8 .7	13 4 .4			162 54 .8	28 9 1.3	42 14 1.2	33 11 .8	9 3 .3	17 6 .7	34 11 .9
WUSL-FM (%) Rating	5583 100 13.7	1483 27 39.1	1678 30 9.7	642 12 30.1	519 9 15.2	332 6 8.7	77 1 2.4	38 1 1.7	69 1 2.7	2421 43 12.4	918 16 43.0	685 12 19.9	464 8 11.6	206 4 5.9	69 1 2.8	79 1 2.0
WVDB-FM (%) Rating	4351 100 10.7	25 1 .7	2004 46 11.6	48 1 2.3	205 5 6.0	323 7 8.5	433 10 13.4	423 10 19.4	570 13 22.2	2323 53 11.9	63 1 3.0	274 6 8.0	246 6 6.1	388 9 11.1	408 9 16.8	944 22 23.7
WXTU-FM (%) Rating	3289 100 8.1	96 3 2.5	1482 45 8.5	82 2 3.8	278 8 8.1	242 7 6.4	315 10 9.7	274 8 12.6	291 9 11.3	1711 52 8.8	104 3 4.9	370 11 10.8	249 8 6.2	325 10 9.3	343 10 14.2	320 10 8.0
WYSP-FM (%) Rating	7880 100 19.4	622 8 16.4	4871 62 28.1	919 12 43.1	1523 19 44.5	1149 15 30.3	745 9 23.0	360 5 16.6	175 2 6.8	2387 30 12.2	437 6 20.5	670 9 19.5	648 8 16.2	352 4 10.1	156 2 6.4	125 2 3.1
WJBR-FM (%) Rating	839 100 2.1	59 7 1.6	252 30 1.5	17 2 .8	60 7 1.8	70 8 1.8	61 7 1.9	17 2 .8	26 3 1.0	529 63 2.7	41 5 1.9	99 12 2.9	129 15 3.2	123 15 3.5	59 7 2.4	78 9 2.0
WKXV-FM (%) Rating	1447 100 3.6	59 4 1.6	621 43 3.6	37 3 1.7	90 6 2.6	166 11 4.4	162 11 5.0	121 8 5.6	45 3 1.7	766 53 3.9	68 5 3.2	165 11 4.8	182 13 4.5	177 12 5.1	99 7 4.1	76 5 1.9
WLEV-FM (%) Rating	380 100 .9		138 36 .8		22 6 .6	45 12 1.2	34 9 1.1	29 8 1.3	9 2 .3	241 64 1.2	10 3 .5	81 21 2.4	34 9 .8	32 9 .9	60 16 2.5	24 6 .6

* Listener estimates adjusted for reported broadcast schedule.

+ Station(s) changed call letters - see Page 13.

& Both of the previous footnotes apply.

Listener Composition

Listener AQH Composition

Monday-Sunday 6AM-MID																
AQH Persons (00)																
	Persons 12+	Teens 12-17	Men 18+	Men 18-24	Men 25-34	Men 35-44	Men 45-54	Men 55-64	Men 65+	Women 18+	Women 18-24	Women 25-34	Women 35-44	Women 45-54	Women 55-64	Women 65+
WNJO-FM	37		19	1	2	2	5	6	2	18		1	4	6	5	3
(%)	100	1	50	4	5	5	14	17	5	49		2	11	16	13	7
Rating	.1		.1		.1	.1	.2	.3	.1	.1		.2	.1	.2	.2	.1
Share	.6		.6	.3	.3	.3	.8	1.7	.5	.6		.2	.6	1.1	1.2	.5
WPST-FM	108	21	30	13	7	6	3			57	19	18	12	5	3	
(%)	100	19	28	12	7	6	3			53	17	17	11	5	3	
Rating	.3	.6	.2	.6	.2	.2	.1			.3	.9	.5	.3	.1	.1	
Share	1.6	5.2	1.0	3.5	1.1	.9	.5			1.8	5.0	3.0	1.9	.9	.7	
WSTV-FM	27	2	13	1	6	5	1			12	5	1	2	3		
(%)	100	9	48	4	21	18	5			44	17	4	8	12	1	2
Rating	.1	.1	.1		.2	.1				.1	.2			.1		
Share	.4	.5	.4	.3	.9	.7	.2			.4	1.3	.2	.3	.5		
TOTALS	6654	403	3051	372	635	705	597	346	395	3199	379	594	638	565	402	622
(%)	100	6	46	6	10	11	9	5	6	48	6	9	10	8	6	9
Rating	16.4	10.6	17.6	17.4	18.5	18.6	18.5	15.9	15.4	16.4	17.8	17.3	15.9	16.1	16.6	15.6

* Listener estimates adjusted for reported broadcast schedule.

+ Station(s) changed call letters - see Page 13.

& Both of the previous footnotes apply.

Listener Cume Composition

Monday-Sunday 6AM-MID

Cume Persons (00)

	Persons 12+	Teens 12-17	Men 18+	Men 18-24	Men 25-34	Men 35-44	Men 45-54	Men 55-64	Men 65+	Women 18+	Women 18-24	Women 25-34	Women 35-44	Women 45-54	Women 55-64	Women 65+
WNJO-FM	1127	56	558	57	60	85	169	130	58	512	11	58	96	170	132	45
(%)	100	5	50	5	5	8	15	12	5	45	1	5	9	15	12	4
Rating	2.8	1.5	3.2	2.7	1.8	2.2	5.2	6.0	2.3	2.6	.5	1.7	2.4	4.9	5.4	1.1
WPST-FM	3556	814	980	279	306	243	145		8	1762	513	535	422	204	42	46
(%)	100	23	28	8	9	7	4		.3	50	14	15	12	6	1	1
Rating	8.8	21.4	5.7	13.1	8.9	6.4	4.5			9.0	24.1	15.6	10.5	5.8	1.7	1.2
WSTW-FM	1201	192	407	105	158	112	31			602	197	163	143	53	22	24
(%)	100	16	34	9	13	9	3			50	16	14	12	4	2	2
Rating	3.0	5.1	2.3	4.9	4.6	3.0	1.0			3.1	9.2	4.7	3.6	1.5	.9	.6
TOTALS	38858	3656	16556	1972	3313	3710	3113	2080	2368	18646	2023	3367	3898	3378	2294	3686
(%)	100	9	43	5	9	10	8	5	6	48	5	9	10	9	6	9
Rating	95.6	96.3	95.5	92.5	96.7	97.7	96.2	95.6	92.0	95.6	94.8	97.9	97.2	96.5	94.6	92.4

* Listener estimates adjusted for reported broadcast schedule.

+ Station(s) changed call letters - see Page 13.

& Both of the previous footnotes apply.

Listener Composition

Listening Locations

Persons 18+																
AQH (00)																
	Monday-Friday 6AM-10AM+3PM-7PM				Monday-Friday 10AM-3PM				Weekend 10AM-7PM				Monday-Sunday 6AM-MID			
	At Home	In Car	At Work	Other	At Home	In Car	At Work	Other	At Home	In Car	At Work	Other	At Home	In Car	At Work	Other
KYW -AM (%)	431 60	261 36	29 4	1	161 41	178 45	55 14	3	121 52	100 43	5 2	6 3	244 58	149 36	23 6	2
WBEB-FM (%)	162 29	143 26	242 44	7 1	144 18	117 15	535 66	11 1	126 45	87 31	56 20	11 4	128 30	96 22	201 46	7 2
WDAS-AM (%)	74 74	19 19	7 7		30 67	3 7	11 24	1 2	70 81	17 19			54 77	11 15	5 8	
WDAS-FM (%)	212 46	136 29	104 22	11 2	100 27	69 18	196 52	12 3	165 59	73 26	31 11	8 3	173 50	82 24	83 24	11 3
WEJM-FM (%)	52 18	117 40	116 40	5 2	52 15	81 22	216 60	10 3	79 40	74 38	33 17	9 5	55 24	73 32	92 41	6 3
WEMG-AM (%)	17 62	9 33	1 3	2	34 89	2 4	1 4	1 3	23 81	6 19			21 79	5 18	1 2	1
WEMG-FM (%)	14 33	18 44	9 23		12 26	15 34	18 40		13 37	16 45	6 18		11 36	12 40	8 24	
WHAT-AM (%)	84 83	14 14	4 4		76 77	8 9	14 14		60 83	10 13		2 3	72 85	8 10	4 5	1
W100-FM (%)	84 25	147 43	102 30	8 2	73 19	82 22	212 57	9 2	108 40	96 36	54 20	11 4	76 28	93 35	91 34	9 3
WIP -AM (%)	115 38	148 49	36 12	1	96 36	93 35	78 29	1	50 53	38 40	6 6	1 1	76 41	78 42	30 16	1 1
WJJZ-FM (%)	107 33	99 30	120 37	2 1	98 22	82 19	253 58	7 1	128 52	88 36	26 11	3 1	108 38	73 26	97 35	3 1
+WLCE-FM WYXR-FM (%)	47 19	99 40	103 41	1	39 12	51 16	226 71	2 1	50 37	55 41	28 21	3 2	36 20	58 32	86 47	1 1
WMGK-FM (%)	43 15	104 36	133 47	5 2	43 11	79 20	275 68	5 1	68 33	78 38	52 25	8 4	40 18	70 31	112 49	5 2
WMMR-FM (%)	32 11	109 39	134 48	3 1	21 7	66 21	216 70	7 2	38 31	51 41	27 22	9 7	25 13	65 34	95 50	5 2
WNAP-AM (%)	* 25 59	7 15	10 22	2 4	24 64	5 14	8 21		* 14 64	4 19	3 14	1 3	* 23 63	6 15	7 19	1 2
WUGL-FM (%)	102 30	139 41	88 26	7 2	85 21	109 27	206 51	6 1	139 54	97 38	14 6	7 3	97 35	93 34	79 29	5 2
WPEN-AM (%)	307 77	67 17	22 6	4 1	278 61	120 26	50 11	10 2	200 71	69 24	11 4	2 1	218 72	61 20	20 7	3 1
WPHI-FM (%)	54 35	61 40	31 20	6 4	37 28	38 28	51 38	8 6	69 49	46 33	16 11	8 6	52 41	42 33	25 20	8 6
WPHT-AM (%)	35 43	41 51	5 6	1 1	22 39	24 42	9 17	1 2	19 65	9 31	1 3		25 50	21 41	4 8	1
WPLY-FM (%)	38 16	111 46	87 36	5 2	36 12	68 23	187 64	3 1	49 30	72 45	35 22	5 3	37 20	69 38	73 40	4 2
WSSJ-AM (%)	16 45	8 23	11 33		22 52	8 18	13 30		29 68	4 9	7 17	2 6	17 56	5 17	8 25	1
WUSL-FM (%)	161 46	111 32	62 18	16 5	90 33	68 25	97 35	21 7	152 52	74 26	37 13	27 9	138 50	72 26	49 18	19 7
WVDB-FM (%)	179 56	100 31	38 12	3 1	196 46	110 26	118 28	2 1	230 78	47 16	14 5	3 1	168 61	66 24	39 14	2 1
WXTU-FM (%)	110 35	135 42	71 22	2 1	110 33	93 28	128 38	3 1	98 40	114 47	22 9	9 4	84 37	88 38	55 24	3 1

* Listener estimates adjusted for reported broadcast schedule.

+ Station(s) changed call letters - see Page 13.

NOTE: Demographic estimates here may not sum to like demographics in other sections of the report due to rounding.

Listening Locations

Persons 18+

AQH (00)

	Monday-Friday 6AM-10AM+3PM-7PM				Monday-Friday 10AM-3PM				Weekend 10AM-7PM				Monday-Sunday 6AM-MID			
	At Home	In Car	At Work	Other	At Home	In Car	At Work	Other	At Home	In Car	At Work	Other	At Home	In Car	At Work	Other
WYSP-FM (%)	173 23	322 43	250 33	3	74 18	108 26	234 55	5 1	181 45	135 33	71 18	15 4	108 26	153 37	147 36	5 1
WJBR-FM (%)	15 30	12 25	20 41	2 4	10 17	12 21	34 58	3 4	7 27	6 24	10 36	3 12	11 29	9 23	17 43	2 5
WKXW-FM (%)	14 17	47 56	23 27		27 20	43 31	67 49		11 34	14 43	8 23		14 22	27 43	22 35	
WLEV-FM (%)	4 13	4 12	23 73	1	4 8	6 12	43 81		1 21	2 35	2 44		3 14	3 14	16 71	
WNJO-FM (%)	13 30	20 46	10 22	1 2	17 29	11 19	30 52		13 31	19 44	10 24	1 2	12 32	13 35	11 31	1 2
WPST-FM (%)	29 24	61 51	29 24	1 1	10 9	38 35	59 53	3 3	21 22	44 45	28 29	3 4	19 21	38 44	28 32	2 3
WSTW-FM (%)	6 16	18 48	13 35	1	2 6	7 17	29 76	1	8 42	7 40	3 18		4 17	9 37	11 44	1
TOTALS (%)	3235 38	3080 36	2105 25	113 1	2423 28	2035 23	4062 47	160 2	2858 52	1807 33	641 12	197 4	2557 41	1888 30	1680 27	127 2

Listening Locations

* Listener estimates adjusted for reported broadcast schedule.

+ Station(s) changed call letters - see Page 13.

NOTE: Demographic estimates here may not sum to like demographics in other sections of the report due to rounding.

Time Spent Listening

Monday-Sunday 6AM-MID										
Hours and Minutes										
	Persons 12+	Persons 18-34	Persons 25-54	Persons 35-64	Men 18-34	Men 25-54	Men 35-64	Women 18-34	Women 25-54	Women 35-64
KYW -AM										
FA '99	5:00	3:30	4:15	4:30	3:30	4:00	4:30	3:15	4:15	4:30
SU '99	5:00	3:15	4:30	5:15	3:45	4:45	5:30	3:00	4:15	4:30
SP '99	4:45	3:15	4:00	4:30	3:15	4:15	5:00	3:15	3:30	4:00
WI '99	5:45	3:15	4:15	5:00	3:45	4:15	4:45	2:30	4:30	5:30
4-Book	5:15	3:15	4:15	4:45	3:30	4:15	5:00	3:00	4:15	4:45
FA '98	5:15	2:45	4:15	5:15	2:30	4:15	5:15	2:45	4:15	5:15
WBEB-FM										
FA '99	8:45	8:30	9:30	9:45	9:30	8:45	8:45	8:00	9:45	10:15
SU '99	8:00	7:00	8:30	9:15	7:15	8:00	8:15	7:00	8:45	9:45
SP '99	8:45	8:45	9:30	9:45	9:30	9:15	9:00	8:15	9:30	10:30
WI '99	8:30	9:15	9:15	9:30	8:15	7:15	7:45	9:30	10:15	10:15
4-Book	8:30	8:30	9:15	9:30	8:45	8:15	8:30	8:15	9:30	10:15
FA '98	8:15	8:15	9:15	9:30	8:00	8:30	8:15	8:30	9:30	10:00
WDAS-AM										
FA '99	7:00	5:45	5:45	7:30	4:30	4:00	4:45	6:30	6:45	8:45
SU '99	9:15	6:45	8:15	9:00	4:15	5:30	7:00	8:15	9:45	9:45
SP '99	9:15	12:30	7:15	8:45	9:00	5:00	7:15	14:00	8:15	9:30
WI '99	8:45	8:45	11:00	10:45	3:15	5:15	5:45	11:15	13:30	12:45
4-Book	8:30	8:30	8:00	9:00	5:15	5:00	6:15	10:00	9:30	10:15
FA '98	9:30	7:45	7:30	9:30	5:15	5:00	5:30	9:00	8:30	11:15
WDAS-FM										
FA '99	10:30	10:00	12:00	11:45	8:00	11:15	12:30	11:15	12:30	11:15
SU '99	10:45	10:15	12:30	12:00	9:30	12:45	12:15	11:00	12:30	12:00
SP '99	11:00	9:45	12:15	13:00	9:45	12:45	13:15	9:45	12:00	12:30
WI '99	12:30	12:00	14:30	14:15	13:30	14:45	13:45	11:00	14:30	14:30
4-Book	11:15	10:30	12:45	12:45	10:15	13:00	13:00	10:45	13:00	12:30
FA '98	12:00	12:15	13:45	13:15	11:45	13:45	13:00	12:30	13:45	13:30
+WEJM-FM										
FA '99	7:00	6:45	7:15	7:00	5:45	7:45	8:00	7:30	6:30	6:15
SU '99	7:15	7:45	7:30	7:15	7:15	7:30	7:00	8:15	7:45	7:15
SP '99	4:45	4:45	5:45	5:45	5:00	6:00	4:30	4:30	5:45	6:45
WI '99	4:30	5:30	5:00	3:45	5:45	4:45	3:45	5:00	5:00	4:00
4-Book	6:00	6:15	6:30	6:00	6:00	6:30	5:45	6:15	6:15	6:00
FA '98	4:30	5:15	4:45	4:30	4:00	4:00	4:15	6:00	5:15	4:45
+WEMG-AM										
FA '99	11:15	15:30	16:15	10:30	22:00	23:00	11:30	9:15	9:45	9:00
SU '99	9:00	5:15	8:45	13:30	5:00	9:00	9:45	5:15	8:30	16:15
SP '99	11:30	7:15	12:00	15:15	7:45	11:30	18:15	5:45	12:30	13:45
WI '99	12:30	15:45	15:00	15:15	19:45	10:30	5:15	13:00	17:00	20:00
4-Book	11:00	11:00	13:00	13:45	13:45	13:30	11:15	8:15	12:00	14:45
FA '98	13:15	13:00	12:30	15:15	8:45	8:45	14:45	15:30	16:00	16:00
+WEMG-FM										
FA '99	8:45	12:00	9:00	5:15	19:30	11:45	2:15	9:00	7:45	7:15
SU '99	7:30	8:30	7:45	6:00	8:00	6:00	4:30	8:45	8:45	7:00
SP '99	**	**	**	**	**	**	**	**	**	**
WI '99	4:30	3:15	5:15	4:00	2:30	4:45	3:15	3:30	5:45	5:00
4-Book	**	**	**	**	**	**	**	**	**	**
FA '98	5:30	4:45	5:15	5:45	3:15	4:15	7:00	5:45	6:00	4:30
WHAT-AM										
FA '99	11:45	6:00	7:45	10:45	6:45	7:00	9:00	2:45	8:45	11:45
SU '99	9:15	17:00	9:00	10:00	17:15	7:45	10:45	16:45	11:30	9:15
SP '99	13:15	2:00	11:15	13:45	1:00	16:45	16:15	3:15	7:45	12:15
WI '99	14:00	2:15	8:15	10:45	3:00	12:00	14:30	2:00	5:45	8:45
4-Book	12:00	6:45	9:00	11:15	7:00	11:00	12:45	6:15	8:30	10:30
FA '98	9:30	7:00	7:30	9:00	8:00	7:00	9:30	6:45	8:00	8:30
W100-FM										
FA '99	6:15	7:45	5:45	5:00	7:45	4:30	4:15	7:45	6:30	5:30
SU '99	5:15	5:30	4:45	4:45	4:30	4:15	4:45	6:00	5:00	4:30
SP '99	5:30	6:15	6:00	4:45	6:30	6:30	4:45	6:00	5:45	4:45
WI '99	5:30	5:45	5:15	5:00	5:45	4:30	5:00	5:45	5:45	4:45
4-Book	5:45	6:15	5:30	5:00	6:15	5:00	4:45	6:30	5:45	5:00
FA '98	6:00	5:45	6:45	6:45	5:45	7:30	8:15	5:45	6:15	5:45

** Station(s) not reported this survey.

* Listener estimates adjusted for reported broadcast schedule.

+ Station(s) changed call letters - see Page 13.

& Both of the previous footnotes apply.

4-Book: Avg. of current and previous 3 surveys.
2-Book: Avg. of most recent 2 surveys.

Time Spent Listening

Monday-Sunday 6AM-MID										
Hours and Minutes										
Persons 12+	Persons 18-34	Persons 25-54	Persons 35-64	Men 18-34	Men 25-54	Men 35-64	Women 18-34	Women 25-54	Women 35-64	
VIP -AM										
FA '99	6:30	7:15	6:45	6:30	8:00	7:45	7:15	1:30	3:00	3:30
SU '99	6:00	5:30	6:15	6:15	6:15	6:45	6:45	1:30	2:30	4:00
SP '99	7:00	7:30	7:00	6:45	8:00	8:00	7:30	3:15	2:45	3:15
WI '99	7:00	6:30	7:15	7:15	7:15	8:00	8:00	2:30	3:15	4:00
4-Book	6:45	6:45	6:45	6:45	7:30	7:45	7:30	2:15	3:00	3:45
FA '98	6:30	6:45	7:15	7:00	7:45	7:45	7:30	2:30	4:45	5:15
VJJZ-FM										
FA '99	9:00	7:15	8:45	9:30	6:30	8:00	9:00	8:00	9:00	10:00
SU '99	8:45	7:15	9:15	10:15	7:15	9:00	9:45	7:15	9:30	10:30
SP '99	10:15	7:30	10:30	10:45	4:45	9:45	11:00	9:45	11:00	10:45
WI '99	9:30	7:00	8:45	10:15	6:45	8:15	10:00	7:15	9:15	10:30
4-Book	9:30	7:15	9:15	10:15	6:15	8:45	10:00	8:00	9:45	10:30
FA '98	8:15	8:30	8:15	8:45	9:15	9:15	9:45	7:45	7:30	7:45
+VLCE-FM										
WYXR-FM										
FA '99	5:30	6:45	6:15	5:30	9:45	6:00	4:15	5:15	6:15	6:15
SU '99	4:45	5:15	5:00	4:30	4:30	4:45	4:30	5:45	5:15	4:30
SP '99	5:30	5:00	6:00	6:45	5:45	5:45	6:45	4:45	6:00	6:30
WI '99	5:45	5:45	6:15	6:30	5:00	5:00	4:30	6:00	7:00	7:15
4-Book	5:30	5:45	6:00	5:45	6:15	5:30	5:00	5:30	6:15	6:15
FA '98	5:45	5:30	6:15	6:45	5:15	5:15	5:00	5:30	6:45	8:00
WMGK-FM										
FA '99	6:30	6:15	6:45	7:00	7:30	7:45	8:00	5:30	5:45	6:00
SU '99	6:15	6:15	6:30	6:45	7:15	7:00	6:30	5:30	6:15	7:00
SP '99	7:00	6:45	7:30	7:45	9:00	9:30	9:15	4:45	5:45	6:00
WI '99	6:15	4:45	6:45	7:30	5:15	7:45	9:00	4:15	5:30	6:00
4-Book	6:30	6:00	7:00	7:15	7:15	8:00	8:15	5:00	5:45	6:15
FA '98	7:15	7:45	7:45	7:30	9:15	8:45	8:00	6:00	6:45	6:30
VMMR-FM										
FA '99	5:30	5:30	6:15	6:45	6:00	8:00	8:00	4:15	3:45	4:30
SU '99	5:45	4:45	6:15	7:15	5:30	7:30	8:45	3:30	4:45	5:00
SP '99	6:30	5:45	7:15	8:00	6:45	8:15	9:15	4:30	5:15	6:00
WI '99	6:15	5:45	7:00	7:30	7:00	8:30	9:15	3:45	4:30	4:45
4-Book	6:00	5:30	6:45	7:30	6:15	8:00	8:45	4:00	4:30	5:00
FA '98	6:45	7:45	7:15	6:30	8:30	7:30	6:45	6:30	6:45	6:15
*WNAP-AM										
FA '99	8:30	8:30	8:30	9:00	9:45	33:30	47:45	7:45	5:00	6:45
SU '99	6:15	2:30	6:45	10:30	3:30	9:00	15:15	2:15	5:45	9:30
SP '99	6:30	3:45	4:30	8:00	1:30	2:15	8:15	4:45	5:45	7:45
WI '99	6:15	4:00	5:30	7:45	2:15	4:00	9:45	5:00	6:00	7:30
4-Book	7:00	4:45	6:15	8:45	4:15	12:15	20:15	5:00	5:45	8:00
FA '98	**	**	**	**	**	**	**	**	**	**
WGL-FM										
FA '99	6:30	4:00	6:15	7:00	4:15	7:30	8:15	4:00	5:15	6:00
SU '99	6:00	3:15	6:00	6:45	3:00	6:30	7:00	3:30	5:30	6:15
SP '99	6:30	6:00	6:30	7:00	7:30	6:15	6:45	4:30	6:45	7:00
WI '99	7:30	6:30	6:45	7:45	9:00	7:00	8:45	3:45	6:30	7:00
4-Book	6:45	5:00	6:30	7:15	6:00	6:45	7:45	4:00	6:00	6:30
FA '98	7:30	5:15	8:00	8:30	6:30	9:30	9:30	4:30	7:15	7:30
VPEN-AM										
FA '99	12:15	15:45	9:30	9:45	25:15	9:30	9:15	7:45	9:30	10:00
SU '99	11:15	24:30	9:15	11:00	2:30	3:45	10:30	30:15	13:15	11:15
SP '99	11:15	6:45	5:30	6:45	7:00	4:15	5:30	6:30	6:15	7:45
WI '99	10:45	7:30	7:15	10:15	7:30	5:45	8:30	7:30	8:45	11:30
4-Book	11:30	13:45	8:00	9:30	10:30	5:45	8:30	13:00	9:30	10:15
FA '98	12:30	1:00	10:15	10:30	1:00	13:15	12:30	0:15	7:45	9:00
WPHI-FM										
FA '99	5:45	6:30	5:15	4:30	7:45	5:30	5:15	5:45	5:00	3:45
SU '99	6:00	6:00	5:45	5:00	7:15	6:15	4:30	4:45	5:15	5:30
SP '99	5:45	6:15	5:15	4:00	7:30	5:45	3:45	4:45	4:45	4:00
WI '99	6:30	7:30	6:30	5:30	7:45	7:30	7:00	7:00	5:30	4:30
4-Book	6:00	6:30	5:45	4:45	7:30	6:15	5:15	5:30	5:15	4:30
FA '98	7:00	7:30	6:30	6:15	8:30	6:30	5:15	6:30	6:30	7:15

Time Spent Listening

** Station(s) not reported this survey.

* Listener estimates adjusted for reported broadcast schedule.

+ Station(s) changed call letters - see Page 13.

& Both of the previous footnotes apply.

4-Book: Avg. of current and previous 3 surveys.
2-Book: Avg. of most recent 2 surveys.

Time Spent Listening

Monday-Sunday 6AM-MID										
Hours and Minutes										
	Persons 12+	Persons 18-34	Persons 25-54	Persons 35-64	Men 18-34	Men 25-54	Men 35-64	Women 18-34	Women 25-54	Women 35-64
WPHT-AM										
FA '99	4:15	2:30	3:30	4:30	2:00	3:45	5:00	4:30	2:45	3:45
SU '99	5:45	5:15	5:45	6:15	4:30	6:00	6:15	8:45	5:00	6:00
SP '99	5:00	1:45	3:45	6:00	1:30	3:45	5:45	2:15	3:30	6:30
WI '99	5:30	5:00	5:30	5:15	5:15	6:00	5:45	4:15	4:00	4:15
4-Book	5:15	3:45	4:45	5:30	3:15	5:00	5:45	5:00	3:45	5:15
FA '98	6:00	6:15	5:30	6:45	8:30	4:15	6:00	3:30	7:30	7:45
WPLY-FM										
FA '99	5:30	6:45	5:30	4:00	8:15	6:45	4:15	5:15	4:30	3:45
SU '99	5:30	5:45	5:00	5:00	6:15	5:15	4:15	5:30	5:00	5:30
SP '99	5:15	5:45	5:15	4:30	5:45	5:30	4:45	5:45	5:00	4:30
WI '99	5:00	5:15	5:00	5:15	6:15	6:15	7:00	4:30	3:45	4:00
4-Book	5:15	6:00	5:15	4:45	6:45	6:00	5:00	5:15	4:30	4:00
FA '98	4:00	4:15	4:00	4:00	4:15	3:45	3:15	4:00	4:30	4:30
WSSJ-AM										
FA '99	13:00	8:30	22:00	27:15	3:15	33:00	49:45	12:30	14:00	12:15
SU '99	15:15	9:00	13:15	22:15	9:00	7:15	9:15	9:15	17:00	29:00
SP '99	15:15	9:30	17:00	17:30	0:00	29:00	29:00	9:30	9:30	8:30
WI '99	16:15	8:15	12:15	20:00	2:45	5:30	7:30	12:45	18:15	26:00
4-Book	15:00	8:45	16:15	21:45	3:45	18:45	24:00	11:00	14:45	19:00
FA '98	**	**	**	**	**	**	**	**	**	**
WUSL-FM										
FA '99	8:00	9:45	7:45	6:00	10:15	8:15	5:30	9:15	7:45	6:15
SU '99	8:00	8:30	7:30	6:15	9:45	8:45	6:45	7:15	6:30	6:15
SP '99	7:15	8:00	7:15	5:45	8:45	7:45	7:00	7:30	6:45	5:00
WI '99	7:45	8:45	8:45	7:15	10:00	8:45	6:00	7:45	8:30	8:00
4-Book	7:45	8:45	7:45	6:15	9:45	8:30	6:15	8:00	7:30	6:30
FA '98	7:45	9:00	8:45	6:45	9:15	9:00	7:30	8:45	8:30	6:00
WVDB-FM										
FA '99	8:00	4:30	6:45	7:45	5:30	7:15	8:00	4:00	6:00	7:30
SU '99	7:15	5:45	6:15	6:45	6:30	6:00	5:45	4:45	6:30	7:30
SP '99	8:00	6:15	6:45	7:15	4:45	6:30	7:15	7:45	7:00	7:15
WI '99	9:30	6:15	8:00	8:45	6:30	7:30	8:00	6:00	8:30	9:30
4-Book	8:15	5:45	7:00	7:45	5:45	6:45	7:15	5:45	7:00	8:00
FA '98	9:00	4:45	6:45	8:00	6:45	7:15	7:45	3:00	6:00	8:15
WXTU-FM										
FA '99	9:00	7:30	8:30	8:45	7:45	10:30	10:15	7:15	7:00	7:30
SU '99	8:00	7:00	8:15	9:00	6:00	8:00	8:30	7:30	8:15	9:30
SP '99	8:45	8:45	8:45	8:45	9:00	8:30	8:45	8:30	9:00	9:00
WI '99	9:15	9:15	9:30	9:00	10:00	9:30	9:00	8:45	9:30	9:00
4-Book	8:45	8:15	8:45	9:00	8:15	9:15	9:15	8:00	8:30	8:45
FA '98	9:15	8:30	9:15	10:30	7:30	9:00	9:45	9:15	9:30	11:15
WYSP-FM										
FA '99	7:00	8:00	7:45	6:45	9:30	9:15	7:45	4:30	4:30	4:45
SU '99	7:15	8:30	7:45	6:15	10:00	9:00	7:15	5:30	5:15	4:15
SP '99	8:15	9:30	8:15	7:15	11:00	9:45	8:15	6:30	5:00	5:15
WI '99	8:00	9:00	8:15	7:00	11:00	9:45	8:30	5:30	5:30	4:15
4-Book	7:45	8:45	8:00	6:45	10:30	9:30	8:00	5:30	5:00	4:45
FA '98	7:15	8:45	7:00	6:00	10:15	8:00	6:30	5:30	5:00	4:45
WJBR-FM										
FA '99	6:15	3:45	6:30	7:45	3:15	6:30	7:30	3:45	6:15	7:45
SU '99	7:00	5:45	7:15	6:45	6:30	6:15	5:45	5:30	7:30	7:30
SP '99	6:15	3:15	5:30	7:15	2:00	3:30	3:30	3:45	6:15	8:45
WI '99	5:30	5:00	6:00	6:30	3:00	4:00	6:15	6:30	7:30	6:30
4-Book	6:15	4:30	6:15	7:00	3:45	5:00	5:45	5:00	7:00	7:45
FA '98	5:15	2:45	6:30	7:45	0:45	8:30	9:30	3:15	5:30	6:15
WKXV-FM										
FA '99	5:30	4:45	6:00	6:00	6:30	6:30	6:00	3:45	5:30	6:00
SU '99	5:00	3:30	5:30	5:45	3:15	6:45	6:30	3:30	4:30	5:00
SP '99	6:30	7:45	6:30	6:30	8:45	8:15	7:45	7:30	5:30	5:45
WI '99	6:30	3:45	5:30	7:30	3:15	5:30	8:30	4:00	5:30	6:30
4-Book	6:00	5:00	6:00	6:30	5:30	6:45	7:15	4:45	5:15	5:45
FA '98	6:30	8:45	6:45	5:45	12:15	8:00	5:45	6:00	6:00	5:45

** Station(s) not reported this survey.

* Listener estimates adjusted for reported broadcast schedule.

+ Station(s) changed call letters - see Page 13.

& Both of the previous footnotes apply.

4-Book: Avg. of current and previous 3 surveys.
2-Book: Avg. of most recent 2 surveys.

Time Spent Listening

Monday-Sunday 6AM-MID

Hours and Minutes

	Persons 12+	Persons 18-34	Persons 25-54	Persons 35-64	Men 18-34	Men 25-54	Men 35-64	Women 18-34	Women 25-54	Women 35-64
WLEV-FM										
FA '99	7:30	4:45	8:15	9:15	4:00	8:30	8:30	5:00	8:15	10:00
SU '99	**	**	**	**	**	**	**	**	**	**
SP '99	8:15	6:00	10:00	10:15	1:00	8:45	10:15	8:00	11:15	10:15
WI '99	**	**	**	**	**	**	**	**	**	**
4-Book	**	**	**	**	**	**	**	**	**	**
FA '98	**	**	**	**	**	**	**	**	**	**
WNJO-FM										
FA '99	4:15	3:00	3:45	4:30	3:30	3:30	4:15	1:45	4:00	4:30
SU '99	6:00	4:15	6:15	7:00	5:30	6:15	6:30	3:15	6:30	7:45
SP '99	6:15	6:00	6:45	6:30	5:15	8:30	8:30	6:30	5:30	5:00
WI '99	6:45	4:30	6:15	7:15	1:45	6:00	8:00	7:15	6:30	6:30
4-Book	5:45	4:30	5:45	6:15	4:00	6:00	6:45	4:45	5:45	6:00
FA '98	5:45	5:45	6:00	6:00	5:30	5:00	5:15	6:00	7:30	6:45
WPST-FM										
FA '99	3:45	4:30	3:30	3:30	4:30	3:00	3:00	4:30	3:45	3:45
SU '99	4:30	3:15	4:00	5:15	2:15	3:15	4:00	3:45	4:45	6:00
SP '99	3:45	3:45	4:15	3:45	3:15	3:15	2:15	4:00	4:45	4:45
WI '99	3:15	3:15	3:00	3:00	2:30	3:00	3:15	3:45	3:00	3:00
4-Book	3:45	3:45	3:45	4:00	3:15	3:15	3:15	4:00	4:00	4:30
FA '98	3:45	4:15	3:15	2:45	4:30	4:00	3:00	4:00	3:00	2:45
WSTV-FM										
FA '99	2:45	2:30	3:30	4:15	3:15	5:00	5:30	2:00	2:15	3:15
SU '99	4:00	4:00	4:30	4:30	3:30	5:00	5:30	4:15	4:15	3:30
SP '99	**	**	**	**	**	**	**	**	**	**
WI '99	**	**	**	**	**	**	**	**	**	**
4-Book	**	**	**	**	**	**	**	**	**	**
FA '98	**	**	**	**	**	**	**	**	**	**

Time Spent Listening

* Station(s) not reported this survey.

* Listener estimates adjusted for reported broadcast schedule.

+ Station(s) changed call letters - see Page 13.

& Both of the previous footnotes apply.

4-Book: Avg. of current and previous 3 surveys.
2-Book: Avg. of most recent 2 surveys.

Cume Duplication Percent

Persons 12+

Monday-Sunday 6AM-MID

	KYW - AM	WBEB - FM	WDAS - AM	WDAS - FM	WEJM - FM	WEMG - AM	WEMG - FM	WHAT - AM	WIOQ - FM	WIP - AM	WJZJ - FM	WLCE - FM	WMGK - FM	WMMR - FM	WNAP - AM	WGL - FM	WPEN - AM	WPHI - FM	WPHT - AM	WPLY - FM	WSSJ - AM
Cume Pers. (00)	10689	6559	1375	4336	4179	306	455	899	7015	3600	4029	4216	4512	4408	317	5514	3130	3691	1553	5269	302
KYW -AM	100	28	39	22	25	8	14	45	17	41	31	24	26	19	47	32	48	12	56	20	9
WBEB -FM	17	100	8	7	20	19	20	10	27	15	17	31	22	16	8	28	15	13	16	17	22
WDAS -AM	5	2	100	15	3	5	5	28	5	1	9	3	3	2	63	2	2	5	3	2	6
WDAS -FM	9	5	48	100	21	3	5	36	5	5	29	3	3	2	28	7	3	32	3	2	11
WEJM -FM	10	13	10	21	100	4	13	8	16	12	18	20	19	16	10	17	6	10	10	15	7
WEMG -AM		1	1			100	13		1		1	1		1				1			46
WEMG -FM	1	1		1	1	20	100		2		1		1			1		4			33
WHAT -AM	4	1	18	7	2			100		3	4				38	1	2	1	6		3
WIOQ -FM	11	29	1	8	28	23	34		100	10	11	44	25	29		18	2	36	4	45	14
WIP -AM	14	8	3	4	11	2	10	10	5	100	7	9	16	13	7	13	14	3	30	10	
WJZJ -FM	12	10	27	27	17	7	12	19	6	8	100	9	9	5	30	10	8	12	9	6	15
+WLCE -FM	10	20		3	20	14	4		26	11	10	100	24	21		12	2	11	4	22	6
WMGK -FM	11	15	1	3	4	10	2	2	16	20	10	25	100	30		18	3	6	10	20	4
WMMR -FM	8	11		2	16	8	2	1	18	16	5	22	29	100		13	1	5	6	29	6
WNAP -AM	1		14	2	1			13		1	2				100			1			
WGL -FM	17	23	7	9	22	4	17	4	14	20	13	16	22	16		100	15	6	19	12	4
WPEN -AM	14	7	4	2	5	4	2	8	1	12	7	2	2	1	5	9	100		24		4
WPHI -FM	4	7	13	27	9	16	30	5	19	3	11	9	5	5	7	4		100		11	8
WPHT -AM	8	4	3	1	4			11	1	13	4	1	4	2		5	12		100	1	3
WPLY -FM	10	14		2	19	2	4	1	34	15	8	27	23	35		11	1	16	4	100	
WSSJ -AM		1	1	1	1	46	22	1	1		1							1	1		100
WUSL -FM	7	10	29	48	16	31	40	11	23	4	17	12	8	7	24	8	1	80		13	31
WVDB -FM	16	10	4	4	12	4	4	12	4	13	12	8	9	6		16	30	2	35	5	5
WXTU -FM	7	9		2	5	4	7	1	6	8	4	10	11	10	2	13	4	3	10	7	4
WYSP -FM	21	17	4	5	27		9	7	26	45	12	26	37	56		23	10	14	28	45	
WJBR -FM	2	5	1	1	4	3		2	4	2	4	6	4	3		6	1	1	2	4	3
WKXV -FM	3	6		1	6	7	11		4	4	2	8	7	6		6	2	2	6	4	4
WLEV -FM	1	2			1				1	2	1	2	2	2		1			1	2	2
WNJO -FM	3	5	1		4	3	2	3	2	4	3	5	7	6	5	10	3	1	7	2	3
WPST -FM	5	11	4	2	15	4	5	2	28	9	4	24	13	20		10	1	13	6	28	4
WSTW -FM	2	4		1	7		2		9	4	2	11	7	11		4		3	2	13	

+ Station(s) changed call letters - see Page 13.

NOTE: Read across top then down to find percent of top station's cume duplication with side station.

Notations

Ethnic Composition

Persons 12+														
Monday-Sunday 6AM-MID														
	AQH (00)	AQH %	AQH Rtg	Cume (00)	Cume %	Cume Rtg		AQH (00)	AQH %	AQH Rtg	Cume (00)	Cume %	Cume Rtg	
KYW -AM							*WNAP-AM							
Total	421	100	1.0	10689	100	26.3	Total	39	100	.1	317	100	.8	
Black	83	20	1.1	1641	15	21.4	Black	27	69	.4	266	84	3.5	
Hispanic	11	3	.6	258	2	15.0	Hispanic							
WBEB-FM							WOGL-FM							
Total	450	100	1.1	6559	100	16.1	Total	282	100	.7	5514	100	13.6	
Black	27	6	.4	517	8	6.7	Black	20	7	.3	490	9	6.4	
Hispanic	16	3	.9	325	5	18.8	Hispanic	5	2	.3	94	2	5.4	
WDAS-AM							WPEN-AM							
Total	78	100	.2	1375	100	3.4	Total	303	100	.7	3130	100	7.7	
Black	76	97	1.0	1295	94	16.9	Black	9	3	.1	154	5	2.0	
Hispanic	1	1	.1	37	3	2.1	Hispanic	4	1	.2	30	1	1.7	
WDAS-FM							WPHI-FM							
Total	359	100	.9	4336	100	10.7	Total	171	100	.4	3691	100	9.1	
Black	325	90	4.2	3754	87	48.9	Black	107	62	1.4	1885	51	24.6	
Hispanic	12	3	.7	161	4	9.3	Hispanic	17	10	1.0	417	11	24.2	
WEJM-FM							WPHT-AM							
Total	230	100	.6	4179	100	10.3	Total	51	100	.1	1553	100	3.8	
Black	53	23	.7	1092	26	14.2	Black	4	7	.1	117	8	1.5	
Hispanic	10	5	.6	127	3	7.4	Hispanic		1		11	1	.6	
WEMG-AM							WPLY-FM							
Total	28	100	.1	306	100	.8	Total	228	100	.6	5269	100	13.0	
Black							Black	6	3	.1	138	3	1.8	
Hispanic	27	98	1.6	276	90	16.0	Hispanic	7	3	.4	144	3	8.3	
WEMG-FM							WSSJ-AM							
Total	32	100	.1	455	100	1.1	Total	31	100	.1	302	100	.7	
Black				14	3	.2	Black	1	2		17	6	.2	
Hispanic	28	90	1.6	337	74	19.5	Hispanic	30	97	1.7	271	90	15.7	
WHAT-AM							WUSL-FM							
Total	84	100	.2	899	100	2.2	Total	357	100	.9	5583	100	13.7	
Black	82	97	1.1	779	87	10.2	Black	251	70	3.3	3274	59	42.7	
Hispanic							Hispanic	41	11	2.4	581	10	33.7	
WTOQ-FM							WWDB-FM							
Total	348	100	.9	7015	100	17.3	Total	276	100	.7	4351	100	10.7	
Black	20	6	.3	497	7	6.5	Black	29	10	.4	314	7	4.1	
Hispanic	28	8	1.6	587	8	34.0	Hispanic				9		.5	
WIP -AM							WXTU-FM							
Total	186	100	.5	3600	100	8.9	Total	232	100	.6	3289	100	8.1	
Black	23	12	.3	337	9	4.4	Black	8	3	.1	125	4	1.6	
Hispanic	1	1	.1	43	1	2.5	Hispanic				48	1	2.8	
WJJZ-FM							WYSP-FM							
Total	284	100	.7	4029	100	9.9	Total	436	100	1.1	7880	100	19.4	
Black	140	49	1.8	1724	43	22.5	Black	20	5	.3	429	5	5.6	
Hispanic	15	5	.9	135	3	7.8	Hispanic	15	3	.9	158	2	9.2	
+VLCE-FM							WJBR-FM							
WYXR-FM							Total	41	100	.1	839	100	2.1	
Total	187	100	.5	4216	100	10.4	Black	3	7		64	8	.8	
Black	11	6	.1	210	5	2.7	Hispanic	1	4	.1	35	4	2.0	
Hispanic	4	2	.2	93	2	5.4								
WMGK-FM							WKXV-FM							
Total	232	100	.6	4512	100	11.1	Total	64	100	.2	1447	100	3.6	
Black	7	3	.1	171	4	2.2	Black	2	3		91	6	1.2	
Hispanic	1	1	.1	83	2	4.8	Hispanic	2	3	.1	77	5	4.5	
WMMR-FM							WLEV-FM							
Total	196	100	.5	4408	100	10.8	Total	23	100	.1	380	100	.9	
Black	1			68	2	.9	Black							
Hispanic	7	4	.4	139	3	8.1	Hispanic							

* Listener estimates adjusted for reported broadcast schedule.

+ Station(s) changed call letters - see Page 13.

& Both of the previous footnotes apply.



Ethnic Composition

Persons 12+

Monday-Sunday 6AM-MID

	AQH (00)	AQH %	AQH Rtg	Cume (00)	Cume %	Cume Rtg		AQH (00)	AQH %	AQH Rtg	Cume (00)	Cume %	Cume Rtg
WNJO-FM							WSTW-FM						
Total	37	100	.1	1127	100	2.8	Total	27	100	.1	1201	100	3.0
Black	1	2		48	4	.6	Black	1	3		58	5	.8
Hispanic	1	2	.1	31	3	1.8	Hispanic		1		34	3	2.0
WPST-FM													
Total	108	100	.3	3556	100	8.8							
Black	3	3		131	4	1.7							
Hispanic	7	6	.4	203	6	11.8							
							TOTALS						
Total	6654	100	16.4	38858	100	95.6							
Black	1444	22	18.8	7399	19	96.4							
Hispanic	320	5	18.6	1642	4	95.2							

* Listener estimates adjusted for reported broadcast schedule.

+ Station(s) changed call letters - see Page 13.

& Both of the previous footnotes apply.

ARBITRON

Notations

TSA Target Listeners

Monday-Sunday 6AM-MID

AQH and Cume Persons (00)

	Persons 12+	Persons 18-34	Persons 25-54	Persons 35-64	Men 18-34	Men 25-54	Men 35-64	Women 18-34	Women 25-54	Women 35-64
KYW -AM										
TSA AQH	464	45	197	242	24	100	125	21	97	118
Metro AQH	421	42	184	225	21	91	115	21	92	110
TSA Cume	11822	1698	6130	6798	899	3215	3584	799	2915	3213
Metro Cume	10689	1542	5564	6193	770	2818	3183	773	2747	3010
WBEB-FM										
TSA AQH	507	115	324	335	39	97	106	75	227	229
Metro AQH	450	106	290	292	36	87	90	70	203	202
TSA Cume	7727	1847	4594	4471	575	1461	1543	1272	3133	2928
Metro Cume	6559	1567	3881	3758	479	1249	1295	1088	2632	2463
WDAS-AM										
TSA AQH	79	13	31	41	4	7	9	8	24	32
Metro AQH	78	12	30	40	4	7	9	8	23	32
TSA Cume	1413	281	678	703	120	233	235	161	445	468
Metro Cume	1375	270	655	687	109	217	230	161	438	457
WDAS-FM										
TSA AQH	422	126	319	258	38	119	111	88	200	147
Metro AQH	359	108	269	220	33	100	95	75	169	126
TSA Cume	5171	1649	3416	2781	615	1360	1157	1034	2056	1624
Metro Cume	4336	1357	2830	2355	518	1128	962	839	1702	1393
WEJM-FM										
TSA AQH	270	98	219	153	34	103	77	64	116	76
Metro AQH	230	82	184	131	28	89	68	54	95	63
TSA Cume	5002	1928	3917	2735	762	1726	1251	1166	2191	1484
Metro Cume	4179	1524	3259	2355	600	1449	1078	925	1810	1277
WEMG-AM										
TSA AQH	28	19	24	7	13	16	4	6	7	3
Metro AQH	28	19	23	7	13	16	4	6	7	3
TSA Cume	319	155	195	100	77	99	57	79	96	43
Metro Cume	306	155	182	87	77	89	47	79	93	40
WEMG-FM										
TSA AQH	63	41	42	18	19	19	6	22	23	12
Metro AQH	32	24	20	7	11	8	1	13	12	6
TSA Cume	828	460	505	271	164	212	114	296	293	157
Metro Cume	455	257	282	160	73	83	59	184	199	101
WHAT-AM										
TSA AQH	84	6	20	35	5	9	13	1	11	22
Metro AQH	84	6	20	35	5	9	13	1	11	22
TSA Cume	903	128	321	417	98	171	181	30	150	236
Metro Cume	899	125	321	417	98	171	181	27	150	236
W100-FM										
TSA AQH	424	218	196	102	80	58	33	138	138	69
Metro AQH	348	182	163	84	66	46	24	117	118	60
TSA Cume	9403	4178	4611	2664	1497	1597	943	2682	3014	1721
Metro Cume	7015	2980	3526	2092	1073	1256	738	1907	2270	1354
WIP -AM										
TSA AQH	227	57	151	134	56	139	119	2	12	15
Metro AQH	186	50	125	109	49	115	96	1	10	13
TSA Cume	4462	1105	2954	2645	973	2455	2101	131	499	544
Metro Cume	3600	878	2327	2123	765	1897	1645	113	430	479
WJJZ-FM										
TSA AQH	353	50	220	249	18	94	110	32	127	139
Metro AQH	284	41	180	203	16	78	91	25	102	112
TSA Cume	5305	900	3400	3547	372	1512	1626	527	1888	1921
Metro Cume	4029	700	2620	2665	306	1212	1260	394	1408	1406
+WLCE-FM										
WYXR-FM										
TSA AQH	220	116	170	94	54	63	32	63	107	62
Metro AQH	187	98	147	81	48	56	26	51	91	55
TSA Cume	5273	2400	3696	2263	786	1439	941	1614	2257	1321
Metro Cume	4216	1865	2998	1868	622	1192	771	1243	1806	1097

* Listener estimates adjusted for reported broadcast schedule.

+ Station(s) changed call letters - see Page 13.

& Both of the previous footnotes apply.

TSA Target Listeners

TSA Target Listeners

Monday-Sunday 6AM-MID

AQH and Cume Persons (00)

	Persons 12+	Persons 18-34	Persons 25-54	Persons 35-64	Men 18-34	Men 25-54	Men 35-64	Women 18-34	Women 25-54	Women 35-64
WMGK-FM										
TSA AQH	305	103	250	194	51	138	117	51	111	77
Metro AQH	232	75	189	150	34	100	89	41	90	61
TSA Cume	6240	2131	4919	3621	923	2392	1927	1207	2527	1694
Metro Cume	4512	1485	3559	2653	563	1622	1383	922	1937	1270
WMMR-FM										
TSA AQH	269	125	206	135	95	160	101	30	46	34
Metro AQH	196	91	150	98	67	116	72	24	34	26
TSA Cume	6203	2979	4291	2687	1930	2644	1643	1049	1647	1044
Metro Cume	4408	2131	2980	1860	1415	1836	1125	717	1144	735
*WNAP-AM										
TSA AQH	42	11	23	22	5	12	7	7	12	15
Metro AQH	39	11	21	20	5	10	6	6	11	14
TSA Cume	349	103	191	161	40	31	12	63	160	148
Metro Cume	317	90	170	149	34	21	8	55	149	141
WDGL-FM										
TSA AQH	376	39	221	291	16	103	142	23	119	149
Metro AQH	282	25	164	219	8	81	111	17	84	108
TSA Cume	7430	1107	4526	5371	429	1865	2333	678	2662	3039
Metro Cume	5514	775	3358	3961	249	1333	1699	526	2025	2262
WPEN-AM										
TSA AQH	315	6	31	81	5	14	35	2	17	46
Metro AQH	303	6	30	78	5	14	34	2	16	44
TSA Cume	3368	50	416	1080	23	190	493	28	226	587
Metro Cume	3130	50	401	1006	23	185	461	28	215	545
WPHI-FM										
TSA AQH	187	112	63	23	54	29	12	59	34	11
Metro AQH	171	104	59	21	50	27	12	54	32	10
TSA Cume	4144	2216	1560	703	902	670	303	1315	890	400
Metro Cume	3691	1998	1396	608	810	603	275	1188	792	333
WPHT-AM										
TSA AQH	63	3	20	40	2	16	29	1	4	11
Metro AQH	51	2	15	33	2	12	23	1	3	10
TSA Cume	1824	134	670	1085	111	488	686	22	182	399
Metro Cume	1553	113	558	912	95	398	570	18	160	342
WPLY-FM										
TSA AQH	276	164	150	59	95	82	27	69	67	31
Metro AQH	228	137	123	45	79	68	21	58	55	24
TSA Cume	6373	3190	3342	1703	1523	1531	761	1668	1811	942
Metro Cume	5269	2605	2806	1427	1212	1262	627	1393	1544	800
WSSJ-AM										
TSA AQH	31	8	25	21	1	16	15	7	9	6
Metro AQH	31	8	25	21	1	16	15	7	9	6
TSA Cume	302	127	144	97	56	60	39	70	83	58
Metro Cume	302	127	144	97	56	60	39	70	83	58
WUSL-FM										
TSA AQH	462	278	185	73	126	82	28	151	103	46
Metro AQH	357	212	143	56	95	60	20	117	82	36
TSA Cume	7626	3779	2993	1617	1624	1230	624	2155	1764	994
Metro Cume	5583	2765	2284	1187	1162	929	448	1603	1355	739
WWDB-FM										
TSA AQH	333	25	122	168	13	69	92	13	53	76
Metro AQH	276	21	100	137	11	56	75	10	44	61
TSA Cume	5409	709	2363	2819	299	1258	1538	411	1105	1281
Metro Cume	4351	590	1870	2222	253	962	1180	337	908	1042
WXTU-FM										
TSA AQH	309	72	161	168	37	94	89	35	67	79
Metro AQH	232	50	122	123	22	70	67	28	52	55
TSA Cume	4558	1258	2465	2422	551	1181	1166	706	1284	1256
Metro Cume	3289	834	1779	1747	360	835	830	474	944	917

* Listener estimates adjusted for reported broadcast schedule.

+ Station(s) changed call letters - see Page 13.

& Both of the previous footnotes apply.

TSA Target Listeners

Monday-Sunday 6AM-MID

AQH and Cume Persons (00)

	Persons 12+	Persons 18-34	Persons 25-54	Persons 35-64	Men 18-34	Men 25-54	Men 35-64	Women 18-34	Women 25-54	Women 35-64
WYSP-FM										
TSA AQH	593	321	431	237	266	345	179	55	86	59
Metro AQH	436	225	310	182	186	249	138	39	61	44
TSA Cume	10666	5034	7035	4485	3500	4798	3005	1534	2237	1480
Metro Cume	7880	3549	5087	3409	2442	3417	2254	1107	1670	1155
WJBR-FM										
TSA AQH	128	26	91	86	9	30	28	17	61	58
Metro AQH	41	6	28	28	2	10	9	4	17	19
TSA Cume	2188	533	1419	1270	187	514	454	346	905	816
Metro Cume	839	218	543	459	78	191	148	140	351	311
WKXV-FM										
TSA AQH	158	30	98	105	16	54	59	14	44	45
Metro AQH	64	13	44	43	7	21	22	7	23	22
TSA Cume	3687	871	2231	2190	398	1070	1102	473	1160	1087
Metro Cume	1447	360	941	906	127	418	449	233	523	457
WLEV-FM										
TSA AQH	134	29	94	92	8	35	35	21	58	58
Metro AQH	23	4	16	17	1	7	7	4	10	10
TSA Cume	1935	486	1202	1148	143	492	476	343	710	672
Metro Cume	380	113	248	234	22	101	107	91	148	127
WNJO-FM										
TSA AQH	71	7	42	53	4	19	25	3	22	28
Metro AQH	37	4	19	28	3	9	13	1	11	14
TSA Cume	1765	275	1045	1241	164	522	614	111	522	627
Metro Cume	1127	185	638	783	116	314	384	69	324	398
WPST-FM										
TSA AQH	173	82	88	57	31	28	17	51	60	40
Metro AQH	108	57	52	29	20	17	9	37	35	20
TSA Cume	5005	2254	2661	1573	855	1049	610	1399	1612	963
Metro Cume	3556	1632	1855	1057	584	694	388	1048	1161	668
WSTW-FM										
TSA AQH	105	47	76	50	20	39	24	27	38	26
Metro AQH	27	12	19	12	7	12	6	6	7	6
TSA Cume	2517	1209	1539	897	513	711	402	696	828	495
Metro Cume	1201	624	661	361	263	302	144	360	359	218
TOTALS										
TSA AQH	11906	3471	6682	5864	1834	3493	2956	1637	3189	2908
Metro AQH	6654	1980	3735	3253	1007	1938	1649	973	1797	1604
TSA Cume	70733	19188	37436	33601	9590	18399	16276	9598	19037	17324
Metro Cume	38858	10675	20779	18473	5285	10136	8903	5390	10643	9571

* Listener estimates adjusted for reported broadcast schedule.

+ Station(s) changed call letters - see Page 13.

& Both of the previous footnotes apply.

TSA Target Listeners

DMA Target Listeners

AQH and Cume Persons

	Monday-Friday 6AM-10AM			Monday-Friday 10AM-3PM			Monday-Friday 3PM-7PM			Monday-Friday 7PM-MID			Monday-Friday 6AM-7PM			Monday-Sunday 6AM-MID		
	AQH (00)	AQH Rtg	Cume (00)	AQH (00)	AQH Rtg	Cume (00)	AQH (00)	AQH Rtg	Cume (00)	AQH (00)	AQH Rtg	Cume (00)	AQH (00)	AQH Rtg	Cume (00)	AQH (00)	AQH Rtg	Cume (00)
KYW -AM																		
P 12+	1093	1.8	7788	422	.7	4728	445	.7	5174	175	.3	2511	636	1.0	10436	447	.7	11560
Teens 12-17	10	.2	118	2	.2	46	2	.2	40	2	.2	38	4	.1	190	3	.1	250
M 18-34	64	.8	574	23	.3	260	31	.4	405	5	.1	171	38	.5	808	23	.3	876
W 18-34	59	.7	544	13	.2	190	26	.3	394	6	.1	113	31	.4	710	21	.3	799
M 18-49	214	1.3	1763	78	.5	890	114	.7	1339	24	.1	515	131	.8	2447	83	.5	2685
W 18-49	213	1.2	1730	43	.3	662	88	.5	1086	38	.2	530	109	.6	2168	77	.5	2446
M 25-49	204	1.5	1632	75	.6	830	107	.8	1273	23	.2	473	124	.9	2274	79	.6	2493
W 25-49	204	1.5	1625	41	.3	626	86	.6	1035	37	.3	511	105	.8	2030	74	.5	2270
M 25-54	248	1.6	1957	99	.6	1097	151	.8	1566	29	.2	647	155	1.0	2828	98	.6	3132
W 25-54	268	1.7	2124	61	.4	886	103	.6	1332	43	.3	664	137	.8	2606	96	.6	2894
M 35-64	302	2.2	2274	127	.9	1351	147	1.1	1692	39	.3	729	187	1.4	3165	122	.9	3489
W 35-64	313	2.1	2262	80	.5	1197	118	.8	1421	52	.4	728	163	1.1	2884	115	.8	3182
WBEB-FM																		
P 12+	650	1.1	3883	883	1.5	3900	620	1.0	4251	237	.4	2519	730	1.2	6366	500	.8	7601
Teens 12-17	16	.3	230	3	.1	95	15	.3	210	35	.6	271	10	.2	369	17	.3	520
M 18-34	33	.4	240	74	.9	289	44	.5	264	26	.3	190	52	.6	476	39	.5	575
W 18-34	92	1.1	595	123	1.5	622	87	1.0	672	49	.6	534	103	1.2	1024	75	.9	1258
M 18-49	90	.5	551	154	.9	650	106	.6	637	47	.3	443	120	.7	1088	85	.5	1381
W 18-49	273	1.6	1603	361	2.1	1540	230	1.3	1655	94	.6	1027	293	1.7	2501	195	1.1	2899
M 25-49	87	.6	493	140	1.0	544	86	.6	536	37	.3	350	107	.8	874	74	.6	1130
W 25-49	252	1.8	1432	334	2.4	1375	209	1.5	1493	69	.5	816	270	2.0	2222	174	1.3	2493
M 25-54	113	.7	662	169	1.1	684	117	.7	718	51	.3	471	136	.9	1138	97	.6	1450
W 25-54	315	1.9	1775	432	2.7	1699	282	1.7	1888	83	.5	983	350	2.2	2741	224	1.4	3096
M 35-64	130	.9	656	178	1.3	721	139	1.0	834	46	.3	485	151	1.1	1204	105	.8	1518
W 35-64	321	2.2	1760	439	3.0	1642	291	2.0	1838	70	.5	840	357	2.4	2568	225	1.5	2890
WDAS-AM																		
P 12+	162	.3	697	47	.1	367	63	.1	386	24	.1	188	87	.1	914	79	.1	1413
Teens 12-17	5	.1	55	2	.1	20	17	.3	52	5	.1	31	8	.1	74	8	.1	129
M 18-34	8	.1	49	1	.1	10	2	.1	21	3	.1	23	3	.1	59	4	.1	120
W 18-34	13	.2	66	8	.1	49	9	.1	60	4	.1	18	10	.1	103	8	.1	161
M 18-49	11	.1	74	3	.1	21	2	.1	31	3	.1	23	5	.1	105	8	.1	234
W 18-49	35	.2	222	18	.1	129	23	.1	145	10	.1	76	25	.1	272	23	.1	409
M 25-49	7	.1	53	3	.1	12	1	.1	21	1	.1	11	4	.1	74	6	.1	193
W 25-49	32	.2	193	11	.1	107	22	.2	130	10	.1	76	21	.2	243	20	.1	364
M 25-54	8	.1	62	3	.1	20	6	.1	48	2	.1	21	6	.1	109	7	.1	233
W 25-54	39	.2	235	12	.1	132	25	.2	166	11	.1	94	24	.1	312	24	.1	445
M 35-64	13	.1	77	5	.1	33	6	.1	44	2	.1	17	8	.1	138	9	.1	235
W 35-64	66	.4	291	19	.1	162	24	.2	162	11	.1	99	35	.2	339	32	.2	468
WDAS-FM																		
P 12+	647	1.1	3013	448	.7	2233	470	.8	2754	296	.5	2001	516	.8	4351	420	.7	5140
Teens 12-17	15	.3	161	7	.1	67	18	.3	159	12	.2	145	13	.2	297	13	.2	377
M 18-34	61	.7	291	38	.5	282	48	.6	363	34	.4	260	48	.6	556	38	.5	615
W 18-34	98	1.2	589	103	1.2	445	90	1.1	569	84	1.0	462	97	1.2	845	88	1.1	1027
M 18-49	167	1.0	801	115	.7	607	137	.8	758	75	.4	536	138	.8	1193	111	.7	1423
W 18-49	276	1.6	1329	216	1.3	976	203	1.2	1197	154	.9	945	230	1.3	1829	197	1.2	2144
M 25-49	143	1.1	727	107	.8	514	122	.9	658	62	.5	452	123	.9	1010	97	.7	1194
W 25-49	258	1.9	1204	197	1.4	874	179	1.3	1049	120	.9	812	210	1.5	1609	176	1.3	1834
M 25-54	178	1.1	836	126	.8	607	150	1.0	744	77	.5	519	149	1.0	1154	119	.8	1351
W 25-54	303	1.9	1355	232	1.4	1042	208	1.3	1204	127	.8	909	247	1.5	1805	200	1.2	2053
M 35-64	169	1.2	738	111	.8	497	131	.9	590	72	.5	408	135	1.0	939	110	.8	1148
W 35-64	252	1.7	1046	162	1.1	764	161	1.1	896	80	.5	621	189	1.3	1406	147	1.0	1621
WEJM-FM																		
P 12+	304	.5	2427	427	.7	2458	372	.6	2915	125	.2	1431	372	.6	4165	267	.4	4929
Teens 12-17	4	.1	51	1	.1	23	4	.1	87	5	.1	93	3	.1	115	4	.1	206
M 18-34	26	.3	290	57	.7	310	56	.7	410	16	.2	185	47	.6	608	33	.4	750
W 18-34	70	.8	625	114	1.4	627	94	1.1	709	17	.2	321	94	1.1	970	63	.8	1136
M 18-49	116	.7	749	152	.9	824	130	.8	973	52	.3	426	134	.8	1416	95	.6	1693
W 18-49	141	.8	1272	201	1.2	1202	180	1.1	1375	38	.2	653	176	1.0	1945	121	.7	2221
M 25-49	111	.8	692	141	1.1	763	121	.9	868	48	.4	368	125	.9	1263	89	.7	1497
W 25-49	124	.9	1149	163	1.2	1003	158	1.1	1220	35	.3	580	149	1.1	1683	104	.8	1937
M 25-54	125	.8	808	164	1.0	867	140	.9	988	51	.3	436	145	.9	1436	102	.7	1702
W 25-54	134	.8	1261	182	1.1	1124	170	1.0	1348	41	.3	650	163	1.0	1867	114	.7	2146
M 35-64	109	.8	621	119	.9	633	98	.7	748	41	.3	360	109	.8	1053	77	.6	1239
W 35-64	83	.6	802	112	.8	776	110	.7	908	34	.2	448	102	.7	1304	75	.5	1469

* Listener estimates adjusted for reported broadcast schedule.

+ Station(s) changed call letters - see Page 13.

DMA Target Listeners

AQH and Cume Persons

	Monday-Friday 6AM-10AM			Monday-Friday 10AM-3PM			Monday-Friday 3PM-7PM			Monday-Friday 7PM-MID			Monday-Friday 6AM-7PM			Monday-Sunday 6AM-MID		
	AQH (00)	AQH Rtg	Cume (00)	AQH (00)	AQH Rtg	Cume (00)	AQH (00)	AQH Rtg	Cume (00)	AQH (00)	AQH Rtg	Cume (00)	AQH (00)	AQH Rtg	Cume (00)	AQH (00)	AQH Rtg	Cume (00)
WEMG-AM																		
P 12+	40	.1	212	38	.1	147	19		135	12		73	33	.1	257	28		316
Teens 12-17	2		36			9	2		10				1		36	1		56
M 18-34	18	.2	50	20	.2	48	6	.1	50	7	.1	32	15	.2	59	13	.2	77
W 18-34	10	.1	55	14	.2	56	1		31	1		10	9	.1	79	6	.1	79
M 18-49	23	.1	89	20	.1	48	16	.1	94	12	.1	62	20	.1	102	18	.1	120
W 18-49	14	.1	72	17	.1	81	1		31	1		10	11	.1	103	8		103
M 25-49	23	.2	80	19	.1	32	14	.1	86	12	.1	62	19	.1	86	16	.1	86
W 25-49	13	.1	53	13	.1	62	1		22	1		10	9	.1	84	7	.1	84
M 25-54	23	.1	80	19	.1	32	14	.1	86	12	.1	62	19	.1	86	16	.1	99
W 25-54	14	.1	62	15	.1	71	1		22	1		10	10	.1	93	7		93
M 35-64	5		38				9	.1	43	5		30	4		43	4		57
W 35-64	6		32	5		33							4		40	3		40
WEMG-FM																		
P 12+	90	.1	449	80	.1	424	72	.1	462	26		332	81	.1	708	62	.1	818
Teens 12-17	4	.1	26			3	4	.1	27	3	.1	23	2		38	3	.1	56
M 18-34	35	.4	105	30	.4	87	21	.3	110	2		58	29	.3	140	19	.2	164
W 18-34	26	.3	174	26	.3	156	25	.3	176	10	.1	143	25	.3	260	22	.3	290
M 18-49	41	.2	143	35	.2	120	26	.2	146	4		81	34	.2	194	24	.1	233
W 18-49	42	.2	248	39	.2	231	38	.2	245	17	.1	210	40	.2	374	33	.2	406
M 25-49	31	.2	107	26	.2	92	23	.2	118	3		59	27	.2	158	19	.1	197
W 25-49	29	.2	160	29	.2	167	24	.2	167	12	.1	126	27	.2	253	22	.2	272
M 25-54	31	.2	107	27	.2	108	23	.1	118	3		59	27	.2	173	19	.1	212
W 25-54	31	.2	174	31	.2	184	25	.2	175	12	.1	131	29	.2	270	23	.1	289
M 35-64	6		42	8	.1	60	7	.1	56	2		36	7	.1	99	6		114
W 35-64	18	.1	97	16	.1	99	15	.1	77	9	.1	72	16	.1	147	12	.1	153
WHAT-AM																		
P 12+	140	.2	377	98	.2	433	64	.1	300	56	.1	211	100	.2	614	84	.1	903
Teens 12-17																		9
M 18-34	1		11	7	.1	46	3		18	11	.1	30	4		54	5	.1	98
W 18-34	2		11			4							1		14	1		30
M 18-49	4		44	16	.1	101	12	.1	61	14	.1	52	11	.1	132	10	.1	186
W 18-49	15	.1	59	16	.1	35	11	.1	43	4		15	14	.1	82	10	.1	120
M 25-49	3		33	15	.1	79	12	.1	61	8	.1	40	10	.1	110	9	.1	153
W 25-49	15	.1	59	16	.1	31	11	.1	43	4		15	14	.1	78	10	.1	116
M 25-54	3		33	15	.1	79	12	.1	61	8	.1	40	10	.1	110	9	.1	171
W 25-54	15	.1	66	16	.1	31	11	.1	43	4		15	14	.1	86	11	.1	150
M 35-64	16	.1	58	22	.2	86	11	.1	59	7	.1	30	17	.1	119	13	.1	181
W 35-64	43	.3	128	29	.2	119	17	.1	81	9	.1	47	30	.2	171	22	.1	236
W100-FM																		
P 12+	507	.8	4480	449	.7	4022	589	1.0	5557	287	.5	3732	510	.8	7741	414	.7	9055
Teens 12-17	131	2.3	1317	26	.5	689	166	3.0	1590	113	2.0	1316	101	1.8	2122	99	1.8	2395
M 18-34	80	1.0	666	104	1.2	754	100	1.2	821	58	.7	571	95	1.1	1224	77	.9	1432
W 18-34	159	1.9	1295	190	2.3	1418	196	2.4	1766	67	.8	994	182	2.2	2262	136	1.6	2556
M 18-49	108	.6	969	137	.8	1018	131	.8	1146	70	.4	857	126	.8	1751	103	.6	2167
W 18-49	246	1.4	2052	280	1.6	2187	280	1.6	2679	98	.6	1461	270	1.6	3609	202	1.2	4106
M 25-49	55	.4	627	61	.5	541	66	.5	715	34	.3	563	61	.5	1103	51	.4	1432
W 25-49	169	1.2	1457	195	1.4	1494	187	1.4	1775	54	.4	859	185	1.3	2485	134	1.0	2826
M 25-54	65	.4	675	63	.4	575	70	.4	756	37	.2	597	66	.4	1173	55	.4	1554
W 25-54	175	1.1	1501	196	1.2	1527	188	1.2	1810	56	.3	902	187	1.2	2564	136	.8	2911
M 35-64	39	.3	366	35	.3	311	36	.3	379	16	.1	332	37	.3	633	30	.2	924
W 35-64	94	.6	811	92	.6	829	87	.6	965	33	.2	510	91	.6	1452	69	.5	1675
WIP -AM																		
P 12+	423	.7	2377	316	.5	1961	314	.5	2264	74	.1	1195	348	.6	3651	223	.4	4372
Teens 12-17	5	.1	54	1		24	3	.1	42	2		46	3	.1	104	2		152
M 18-34	83	1.0	471	88	1.1	405	87	1.0	578	17	.2	315	86	1.0	782	55	.7	943
W 18-34	4		49	1		37	1		23			20	2		73	2		128
M 18-49	224	1.3	1234	180	1.1	1023	210	1.3	1344	37	.2	642	203	1.2	1904	129	.8	2191
W 18-49	16	.1	146	9	.1	133	6		84	4		64	10	.1	240	8		381
M 25-49	211	1.6	1180	162	1.2	930	190	1.4	1233	32	.2	594	186	1.4	1783	116	.9	2013
W 25-49	15	.1	144	9	.1	133	5		82	4		64	10	.1	238	8	.1	379
M 25-54	250	1.6	1403	197	1.3	1086	216	1.4	1467	38	.2	734	219	1.4	2121	137	.9	2390
W 25-54	23	.1	210	15	.1	194	10	.1	122	5		93	16	.1	321	11	.1	487
M 35-64	234	1.7	1264	151	1.1	954	178	1.3	1235	31	.2	541	185	1.3	1840	117	.8	2058
W 35-64	30	.2	265	20	.1	227	15	.1	169	7		105	21	.1	396	15	.1	536

* Listener estimates adjusted for reported broadcast schedule.

+ Station(s) changed call letters - see Page 13.

DMA Target Listeners

DMA Target Listeners

		AQH and Cume Persons																	
		Monday-Friday 6AM-10AM			Monday-Friday 10AM-3PM			Monday-Friday 3PM-7PM			Monday-Friday 7PM-MID			Monday-Friday 6AM-7PM			Monday-Sunday 6AM-MID		
		AQH (00)	AQH Rtg	Cume (00)	AQH (00)	AQH Rtg	Cume (00)	AQH (00)	AQH Rtg	Cume (00)	AQH (00)	AQH Rtg	Cume (00)	AQH (00)	AQH Rtg	Cume (00)	AQH (00)	AQH Rtg	Cume (00)
WJZ-FM																			
P 12+		343	.6	2079	537	.9	2377	465	.8	2953	204	.3	1881	455	.7	3895	344	.6	5062
Teens 12-17		2		45	1		23	10	.2	74	6	.1	55	4	.1	102	5	.1	167
M 18-34		16	.2	87	21	.3	87	19	.2	214	24	.3	203	19	.2	259	17	.2	367
W 18-34		32	.4	181	55	.7	231	39	.5	260	14	.2	160	43	.5	352	30	.4	500
M 18-49		90	.5	446	99	.6	512	98	.6	742	73	.4	611	96	.6	990	81	.5	1300
W 18-49		108	.6	711	202	1.2	742	148	.9	876	48	.3	497	157	.9	1174	106	.6	1536
M 25-49		80	.6	423	90	.7	486	92	.7	681	70	.5	567	88	.7	924	76	.6	1196
W 25-49		102	.7	679	190	1.4	699	140	1.0	839	46	.3	470	147	1.1	1118	98	.7	1411
M 25-54		98	.6	548	118	.8	640	115	.7	800	78	.5	703	111	.7	1127	92	.6	1470
W 25-54		129	.8	823	224	1.4	866	178	1.1	1062	57	.4	614	181	1.1	1395	124	.8	1795
M 35-64		113	.8	636	149	1.1	786	136	1.0	878	71	.5	662	134	1.0	1223	107	.8	1558
W 35-64		137	.9	847	228	1.5	802	193	1.3	1066	66	.4	610	189	1.3	1364	136	.9	1805
+WLCE-FM																			
WYXR-FM																			
P 12+		321	.5	2511	356	.6	2168	270	.4	2915	70	.1	1348	319	.5	4203	215	.4	5122
Teens 12-17		9	.2	170	3	.1	70	11	.2	182	7	.1	114	7	.1	355	7	.1	465
M 18-34		74	.9	372	94	1.1	354	67	.8	500	14	.2	227	80	1.0	589	53	.6	771
W 18-34		82	1.0	814	107	1.3	725	82	1.0	951	24	.3	533	92	1.1	1279	62	.7	1533
M 18-49		107	.6	683	124	.7	629	99	.6	872	23	.1	380	111	.7	1165	76	.5	1486
W 18-49		171	1.0	1431	206	1.2	1196	143	.8	1604	32	.2	712	176	1.0	2250	114	.7	2610
M 25-49		90	.7	590	85	.6	497	76	.6	739	17	.1	287	84	.6	985	57	.4	1246
W 25-49		153	1.1	1200	181	1.3	954	123	.9	1299	20	.1	444	154	1.1	1850	98	.7	2039
M 25-54		103	.7	676	91	.6	563	81	.5	813	19	.1	339	91	.6	1112	62	.4	1400
W 25-54		166	1.0	1280	192	1.2	1051	129	.8	1370	24	.1	483	165	1.0	1972	106	.7	2193
M 35-64		49	.4	411	36	.3	363	39	.3	464	11	.1	215	41	.3	745	30	.2	910
W 35-64		102	.7	701	111	.8	598	68	.5	766	13	.1	230	95	.6	1151	60	.4	1306
WMGK-FM																			
P 12+		319	.5	2676	493	.8	2711	411	.7	3395	112	.2	1558	414	.7	4958	291	.5	5819
Teens 12-17		7	.1	133	3	.1	87	6	.1	159	2		60	5	.1	268	5	.1	358
M 18-34		30	.4	364	89	1.1	418	77	.9	573	23	.3	307	67	.8	743	50	.6	846
W 18-34		51	.6	564	91	1.1	563	71	.9	705	20	.2	363	73	.9	1023	49	.6	1150
M 18-49		141	.8	1087	244	1.5	1087	196	1.2	1446	42	.3	651	198	1.2	2008	137	.8	2260
W 18-49		118	.7	1089	181	1.1	1157	151	.9	1385	42	.2	672	153	.9	2058	106	.6	2429
M 25-49		128	1.0	957	205	1.5	946	161	1.2	1248	29	.2	553	168	1.3	1751	114	.8	1969
W 25-49		104	.8	996	158	1.1	1055	138	1.0	1279	34	.2	559	135	1.0	1873	94	.7	2209
M 25-54		157	1.0	1104	235	1.5	1060	183	1.2	1417	38	.2	643	195	1.2	1968	133	.8	2206
W 25-54		110	.7	1079	167	1.0	1116	156	1.0	1384	46	.3	591	146	.9	2010	104	.6	2365
M 35-64		151	1.1	932	201	1.5	881	151	1.1	1101	29	.2	459	170	1.2	1592	114	.8	1796
W 35-64		79	.5	673	103	.7	733	104	.7	836	38	.3	369	96	.6	1285	72	.5	1584
WMMR-FM																			
P 12+		376	.6	2663	407	.7	2700	350	.6	3182	95	.2	1553	380	.6	4871	250	.4	5755
Teens 12-17		12	.2	167	2		99	9	.2	193	7	.1	124	7	.1	337	8	.1	482
M 18-34		132	1.6	802	147	1.8	895	121	1.4	1037	39	.5	549	134	1.6	1557	86	1.0	1795
W 18-34		38	.5	429	42	.5	411	41	.5	550	10	.1	252	41	.5	801	29	.3	977
M 18-49		257	1.5	1453	285	1.7	1550	238	1.4	1778	62	.4	877	262	1.6	2641	166	1.0	3015
W 18-49		84	.5	840	79	.5	834	78	.5	983	18	.1	433	80	.5	1502	55	.3	1789
M 25-49		211	1.6	1133	250	1.9	1179	200	1.5	1328	49	.4	618	223	1.7	1995	139	1.0	2261
W 25-49		71	.5	692	60	.4	689	60	.4	771	12	.1	300	63	.5	1197	42	.3	1413
M 25-54		220	1.4	1223	268	1.7	1270	215	1.4	1449	54	.3	672	237	1.5	2150	149	1.0	2421
W 25-54		71	.4	701	61	.4	722	61	.4	801	13	.1	324	64	.4	1254	43	.3	1503
M 35-64		139	1.0	790	164	1.2	795	139	1.0	913	30	.2	414	149	1.1	1342	94	.7	1503
W 35-64		53	.4	455	49	.3	484	40	.3	485	10	.1	214	47	.3	806	32	.2	967
WNAP-AM																			
P 12+		* 52	.1	201	43	.1	188	* 49	.1	164				* 47	.1	284	* 42	.1	349
Teens 12-17		7	.1	23			7	6	.1	23				3	.1	29	3	.1	29
M 18-34		2		13	7	.1	13	6	.1	13				5	.1	13	5	.1	40
W 18-34		10	.1	45	6	.1	34	6	.1	23				7	.1	52	7	.1	63
M 18-49		3		17	10	.1	17	7		17				7		17	6		44
W 18-49		23	.1	77	10	.1	69	13	.1	54				14	.1	103	14	.1	133
M 25-49		3		17	10	.1	17	7	.1	17				7	.1	17	6		22
W 25-49		15	.1	52	6		44	11	.1	47				10	.1	79	10	.1	109
M 25-54		11	.1	25	16	.1	25	13	.1	25				14	.1	25	12	.1	31
W 25-54		19	.1	86	7		53	13	.1	65				11	.1	121	12	.1	160
M 35-64		9	.1	12	9	.1	12	7	.1	12				9	.1	12	7	.1	12
W 35-64		19	.1	82	13	.1	71	14	.1	64				15	.1	121	15	.1	148

* Listener estimates adjusted for reported broadcast schedule.

+ Station(s) changed call letters - see Page 13.

DMA Target Listeners

AQH and Cume Persons

	Monday-Friday 6AM-10AM			Monday-Friday 10AM-3PM			Monday-Friday 3PM-7PM			Monday-Friday 7PM-MID			Monday-Friday 6AM-7PM			Monday-Sunday 6AM-MID		
	AQH (00)	AQH Rtg	Cume (00)	AQH (00)	AQH Rtg	Cume (00)	AQH (00)	AQH Rtg	Cume (00)	AQH (00)	AQH Rtg	Cume (00)	AQH (00)	AQH Rtg	Cume (00)	AQH (00)	AQH Rtg	Cume (00)
WGLF-FM																		
P 12+	453	.7	3389	511	.8	3252	442	.7	3901	153	.3	1785	472	.8	5697	362	.6	7065
Teens 12-17	5	.1	73	3	.1	68	17	.3	122	13	.2	59	8	.1	185	11	.2	307
M 18-34	17	.2	154	29	.3	151	18	.2	188	3	.1	104	22	.3	296	15	.2	398
W 18-34	29	.3	305	45	.5	276	20	.2	272	7	.1	168	32	.4	474	21	.3	620
M 18-49	93	.6	593	113	.7	542	83	.5	715	21	.1	314	98	.6	1070	71	.4	1351
W 18-49	103	.6	1085	125	.7	915	103	.6	1122	44	.3	542	112	.7	1704	84	.5	2057
M 25-49	86	.6	550	100	.7	462	72	.5	630	19	.1	257	87	.6	936	64	.5	1202
W 25-49	96	.7	1007	113	.8	823	97	.7	1036	41	.3	466	103	.7	1546	77	.6	1851
M 25-54	127	.8	842	149	1.0	697	118	.8	983	32	.2	440	133	.8	1377	100	.6	1766
W 25-54	145	.9	1374	157	1.0	1153	141	.9	1448	52	.3	647	148	.9	2135	111	.7	2536
M 35-64	177	1.3	1106	190	1.4	1023	169	1.2	1277	57	.4	600	180	1.3	1837	138	1.0	2205
W 35-64	179	1.2	1550	196	1.3	1423	185	1.3	1739	59	.4	732	187	1.3	2463	142	1.0	2900
WPEN-AM																		
P 12+	445	.7	1891	473	.8	2258	378	.6	2005	111	.2	908	435	.7	2886	312	.5	3309
Teens 12-17	2	.1	21	6	.1	23	5	.1	11	2	.1	8	1	.1	21	1	.1	21
M 18-34	6	.1	11	6	.1	23	5	.1	11	2	.1	8	1	.1	21	1	.1	21
W 18-34	2	.1	9	2	.1	9	2	.1	9	1	.1	9	1	.1	18	2	.1	28
M 18-49	18	.1	49	19	.1	60	16	.1	74	6	.2	52	18	.1	104	14	.1	152
W 18-49	15	.1	69	20	.1	66	19	.1	71	2	.1	27	18	.1	114	13	.1	147
M 25-49	18	.1	49	19	.1	60	16	.1	74	6	.2	52	18	.1	104	14	.1	152
W 25-49	15	.1	69	20	.1	66	19	.1	71	2	.1	27	18	.1	114	13	.1	147
M 25-54	18	.1	54	21	.1	73	16	.1	74	6	.2	52	19	.1	118	14	.1	190
W 25-54	23	.1	100	24	.1	91	20	.1	94	4	.1	44	22	.1	169	17	.1	226
M 35-64	47	.3	205	59	.4	266	41	.3	212	16	.1	154	49	.4	347	35	.3	477
W 35-64	77	.5	301	67	.5	316	54	.4	309	10	.1	95	66	.4	460	45	.3	582
WPHI-FM																		
P 12+	199	.3	1905	163	.3	1753	265	.4	2299	153	.3	1768	205	.3	3392	187	.3	4138
Teens 12-17	59	1.1	608	17	.3	379	77	1.4	681	47	.8	628	49	.9	989	50	.9	1173
M 18-34	43	.5	382	65	.8	457	80	1.0	513	46	.5	428	63	.8	763	54	.6	902
W 18-34	65	.8	572	48	.6	641	81	1.0	830	49	.6	528	64	.8	1135	59	.7	1315
M 18-49	57	.3	539	81	.5	564	93	.6	629	51	.3	510	77	.5	978	66	.4	1204
W 18-49	80	.5	734	60	.4	765	91	.5	928	52	.3	608	76	.4	1339	68	.4	1643
M 25-49	32	.2	323	39	.3	261	36	.3	340	15	.1	252	36	.3	529	29	.2	670
W 25-49	46	.3	395	37	.3	366	41	.3	403	18	.1	249	41	.3	618	33	.2	837
M 25-54	32	.2	323	39	.2	261	36	.2	340	15	.1	252	36	.2	529	29	.2	670
W 25-54	47	.3	403	37	.2	386	42	.3	420	18	.1	249	41	.3	647	34	.2	884
M 35-64	14	.1	157	16	.1	107	12	.1	117	5	.1	81	14	.1	215	12	.1	303
W 35-64	17	.1	183	12	.1	144	13	.1	128	6	.1	99	14	.1	245	11	.1	394
WPHT-AM																		
P 12+	103	.2	655	66	.1	556	94	.2	665	33	.1	426	86	.1	1306	61	.1	1791
Teens 12-17	3	.1	34	3	.1	30	2	.1	32	1	.1	27	3	.1	75	2	.1	111
M 18-34	1	.1	9	1	.1	18	3	.1	22	1	.1	13	2	.1	22	1	.1	22
W 18-34	16	.1	138	13	.1	84	15	.1	127	5	.1	66	14	.1	233	9	.1	348
M 18-49	1	.1	30	7	.1	34	7	.1	79	1	.1	21	5	.1	92	3	.1	116
W 18-49	16	.1	138	13	.1	84	15	.1	127	5	.1	66	14	.1	233	9	.1	339
M 25-49	1	.1	30	7	.1	34	7	.1	79	1	.1	21	5	.1	92	3	.1	116
W 25-49	35	.2	209	15	.1	95	21	.1	163	8	.1	101	23	.1	332	15	.1	479
M 25-54	1	.1	30	7	.1	44	7	.1	84	2	.1	47	5	.1	104	4	.1	182
W 25-54	53	.4	282	29	.2	144	42	.3	230	14	.1	159	40	.3	460	27	.2	659
M 35-64	16	.1	136	12	.1	120	23	.2	166	5	.1	84	16	.1	288	11	.1	399
WPLY-FM																		
P 12+	317	.5	2860	379	.6	2882	389	.6	3855	147	.2	2181	363	.6	5328	271	.4	6283
Teens 12-17	57	1.0	626	25	.4	455	77	1.4	903	59	1.1	642	51	.9	1178	52	.9	1398
M 18-34	99	1.2	603	162	1.9	827	133	1.6	968	39	.5	533	134	1.6	1287	93	1.1	1504
W 18-34	77	.9	820	100	1.2	823	94	1.1	1004	29	.3	554	91	1.1	1397	66	.8	1628
M 18-49	141	.8	944	203	1.2	1076	163	1.0	1312	45	.3	705	172	1.0	1816	116	.7	2101
W 18-49	113	.7	1166	142	.8	1217	140	.8	1487	38	.2	763	132	.8	2084	95	.6	2463
M 25-49	113	.8	708	144	1.1	651	119	.9	881	21	.2	409	127	.9	1224	79	.6	1399
W 25-49	88	.6	850	101	.7	810	101	.7	1063	19	.1	511	97	.7	1438	66	.5	1736
M 25-54	116	.7	746	146	.9	690	123	.8	944	24	.2	455	130	.8	1308	82	.5	1510
W 25-54	89	.5	876	104	.6	842	103	.6	1098	20	.1	515	99	.6	1500	67	.4	1797
M 35-64	44	.3	386	43	.3	291	35	.3	427	9	.1	226	41	.3	641	27	.2	745
W 35-64	38	.3	381	45	.3	439	48	.3	525	10	.1	214	44	.3	778	31	.2	939

* Listener estimates adjusted for reported broadcast schedule. + Station(s) changed call letters - see Page 13.

DMA Target Listeners

DMA Target Listeners

		AQH and Cume Persons																	
		Monday-Friday 6AM-10AM			Monday-Friday 10AM-3PM			Monday-Friday 3PM-7PM			Monday-Friday 7PM-MID			Monday-Friday 6AM-7PM			Monday-Sunday 6AM-MID		
		AQH (00)	AQH Rtg	Cume (00)	AQH (00)	AQH Rtg	Cume (00)	AQH (00)	AQH Rtg	Cume (00)	AQH (00)	AQH Rtg	Cume (00)	AQH (00)	AQH Rtg	Cume (00)	AQH (00)	AQH Rtg	Cume (00)
WSSJ-AM																			
P 12+		32	.1	128	43	.1	128	39	.1	136	8		88	38	.1	208	31	.1	302
Teens 12-17				17			7		11				9		28		1		45
M 18-34		1		10	1		19	1		17			1		27	1			56
W 18-34		6	.1	38	9	.1	43	7	.1	33	1		23	7	.1	61	7	.1	70
M 18-49		20	.1	41	24	.1	49	22	.1	47	4		30	22	.1	57	17	.1	95
W 18-49		7		54	9	.1	43	7		33	2		32	8		77	8		103
M 25-49		20	.1	41	23	.2	41	21	.2	30	4		30	22	.2	41	16	.1	60
W 25-49		4		34	7	.1	33	4		22	2		32	5		58	5		75
M 25-54		20	.1	41	23	.1	41	21	.1	30	4		30	22	.1	41	16	.1	60
W 25-54		8		43	14	.1	41	11	.1	31	2		41	11	.1	67	9	.1	83
M 35-64		19	.1	30	22	.2	30	21	.2	30	4		30	21	.2	30	15	.1	39
W 35-64		6		32	8	.1	18	7		26	2		26	7		41	6		58
WUSL-FM																			
P 12+		565	.9	3757	406	.7	3337	570	.9	4303	407	.7	3342	505	.8	6223	453	.7	7367
Teens 12-17		104	1.9	1058	47	.8	652	145	2.6	1234	123	2.2	1053	95	1.7	1745	97	1.7	1959
M 18-34		158	1.9	891	122	1.5	884	149	1.8	1014	118	1.4	764	142	1.7	1395	124	1.5	1555
W 18-34		177	2.1	1129	148	1.8	1121	188	2.3	1252	121	1.5	1064	169	2.0	1802	149	1.8	2102
M 18-49		189	1.1	1098	150	.9	1113	177	1.1	1293	132	.8	905	170	1.0	1813	147	.9	2080
W 18-49		239	1.4	1442	181	1.1	1388	217	1.3	1547	140	.8	1267	210	1.2	2344	182	1.1	2844
M 25-49		106	.8	631	84	.6	635	90	.7	731	70	.5	432	93	.7	1026	80	.6	1185
W 25-49		146	1.1	764	101	.7	690	105	.8	777	56	.4	601	116	.8	1249	94	.7	1595
M 25-54		106	.7	635	84	.5	635	92	.6	748	72	.5	449	93	.6	1043	81	.5	1207
W 25-54		155	1.0	801	111	.7	744	115	.7	842	58	.4	640	126	.8	1325	101	.6	1715
M 35-64		35	.3	235	31	.2	253	33	.2	320	16	.1	160	33	.2	475	27	.2	612
W 35-64		79	.5	392	48	.3	356	44	.3	402	24	.2	271	57	.4	682	45	.3	961
WWDB-FM																			
P 12+		351	.6	2225	522	.9	2628	384	.6	2323	144	.2	1403	427	.7	4192	321	.5	5180
Teens 12-17				5			5		.1	25			6		29		1		31
M 18-34		3		43	29	.3	149	25	.3	151	5	.1	75	20	.2	268	13	.2	294
W 18-34		14	.2	144	19	.2	185	16	.2	181	8	.1	92	16	.2	330	12	.1	401
M 18-49		40	.2	271	98	.6	468	71	.4	473	18	.1	207	72	.4	797	50	.3	955
W 18-49		43	.3	403	61	.4	414	38	.2	380	17	.1	181	48	.3	739	36	.2	891
M 25-49		37	.3	249	96	.7	453	71	.5	462	18	.1	207	70	.5	748	49	.4	898
W 25-49		40	.3	388	60	.4	393	35	.3	344	16	.1	155	46	.3	692	34	.2	819
M 25-54		53	.3	362	132	.8	586	96	.6	622	24	.2	302	96	.6	1009	67	.4	1194
W 25-54		66	.4	515	88	.5	531	47	.3	451	22	.1	235	69	.4	896	50	.3	1062
M 35-64		93	.7	550	147	1.1	630	126	.9	730	35	.3	393	124	.9	1155	89	.6	1461
W 35-64		87	.6	610	127	.9	654	70	.5	562	29	.2	333	97	.7	1040	72	.5	1227
WXTU-FM																			
P 12+		421	.7	2440	430	.7	2233	390	.6	2589	87	.1	1107	415	.7	3725	299	.5	4359
Teens 12-17		3	.1	54	1		22	4	.1	58	3	.1	40	2		84	4	.1	135
M 18-34		50	.6	279	53	.6	267	44	.5	277	11	.1	110	49	.6	448	37	.4	499
W 18-34		48	.6	342	52	.6	337	54	.6	431	9	.1	211	51	.6	575	34	.4	664
M 18-49		100	.6	611	116	.7	514	105	.6	623	28	.2	246	108	.6	877	79	.5	997
W 18-49		93	.5	653	87	.5	560	96	.6	795	18	.1	374	92	.5	1065	61	.4	1203
M 25-49		94	.7	547	108	.8	442	99	.7	572	27	.2	228	101	.8	761	75	.6	872
W 25-49		89	.6	580	79	.6	468	81	.6	666	14	.1	302	83	.6	888	54	.4	1015
M 25-54		123	.8	657	128	.8	546	111	.7	700	32	.2	315	121	.8	922	91	.6	1105
W 25-54		109	.7	695	89	.5	548	98	.6	790	18	.1	383	98	.6	1078	66	.4	1233
M 35-64		114	.8	652	121	.9	532	110	.8	667	31	.2	321	115	.8	903	84	.6	1114
W 35-64		117	.8	685	97	.7	577	103	.7	753	28	.2	365	105	.7	1074	76	.5	1211
WYSP-FM																			
P 12+		1599	2.6	6193	597	1.0	3812	392	.6	3260	146	.2	1840	842	1.4	7951	559	.9	10168
Teens 12-17		47	.8	381	21	.4	216	40	.7	395	16	.3	267	35	.6	623	29	.5	786
M 18-34		663	7.9	2302	283	3.4	1457	205	2.4	1328	80	1.0	808	376	4.5	2903	246	2.9	3289
W 18-34		169	2.0	875	44	.5	537	27	.3	447	16	.2	264	77	.9	1163	52	.6	1448
M 18-49		1101	6.6	3741	435	2.6	2332	278	1.7	1927	102	.6	1106	592	3.6	4597	381	2.3	5348
W 18-49		310	1.8	1489	96	.6	951	58	.3	792	23	.1	399	151	.9	2009	101	.6	2557
M 25-49		936	7.0	2923	358	2.7	1794	195	1.5	1401	55	.4	720	486	3.6	3472	304	2.3	4095
W 25-49		244	1.8	1132	73	.5	718	48	.3	587	15	.1	275	118	.9	1534	78	.6	1967
M 25-54		988	6.3	3167	380	2.4	1911	199	1.3	1451	57	.4	752	511	3.3	3764	322	2.1	4542
W 25-54		252	1.6	1210	74	.5	754	48	.3	604	16	.1	292	121	.7	1629	80	.5	2111
M 35-64		547	4.0	1839	190	1.4	1083	86	.6	697	26	.2	349	268	1.9	2174	171	1.2	2891
W 35-64		166	1.1	751	56	.4	484	33	.2	375	7		152	83	.6	1012	55	.4	1424

* Listener estimates adjusted for reported broadcast schedule. + Station(s) changed call letters - see Page 13.

DMA Target Listeners

AQH and Cume Persons

	Monday-Friday 6AM-10AM			Monday-Friday 10AM-3PM			Monday-Friday 3PM-7PM			Monday-Friday 7PM-MID			Monday-Friday 6AM-7PM			Monday-Sunday 6AM-MID		
	AQH (00)	AQH Rtg	Cume (00)	AQH (00)	AQH Rtg	Cume (00)	AQH (00)	AQH Rtg	Cume (00)	AQH (00)	AQH Rtg	Cume (00)	AQH (00)	AQH Rtg	Cume (00)	AQH (00)	AQH Rtg	Cume (00)
WAEB-AM																		
P 12+	108	.2	437	79	.1	367	44	.1	279	11		88	77	.1	603	49	.1	736
Teens 12-17	1		5												5			8
M 18-34	5	.1	16	3		24	2		12	2		4	3		28	2		41
W 18-34	1		7	3		11			11			4	2		22	1		29
M 18-49	19	.1	84	15	.1	73	7		54	2		10	14	.1	123	9	.1	170
W 18-49	10	.1	52	11	.1	34	6		38	1		7	9	.1	86	5		105
M 25-49	19	.1	80	14	.1	69	7	.1	54	2		10	14	.1	119	9	.1	157
W 25-49	10	.1	52	11	.1	34	6		34	1		3	9	.1	83	5		101
M 25-54	23	.1	105	20	.1	87	9	.1	73	3		14	18	.1	152	11	.1	213
W 25-54	16	.1	73	11	.1	42	7		45			5	12	.1	109	7		127
M 35-64	24	.2	125	20	.1	95	7	.1	81	1		22	17	.1	172	11	.1	240
W 35-64	22	.1	89	12	.1	55	9	.1	60	2		17	14	.1	125	8	.1	140
WAEB-FM																		
P 12+	181	.3	1186	184	.3	950	155	.3	1179	55	.1	684	174	.3	1754	124	.2	2001
Teens 12-17	17	.3	188	4	.1	62	23	.4	182	14	.2	157	13	.2	264	14	.2	308
M 18-34	25	.3	140	19	.2	103	19	.2	146	9	.1	76	21	.3	224	16	.2	241
W 18-34	44	.5	300	53	.6	268	44	.5	321	17	.2	211	47	.6	452	35	.4	535
M 18-49	45	.3	270	47	.3	221	41	.2	277	13	.1	147	44	.3	413	31	.2	460
W 18-49	91	.5	566	105	.6	502	77	.5	578	24	.1	324	92	.5	811	64	.4	918
M 25-49	33	.2	213	39	.3	161	31	.2	217	5		98	35	.3	310	22	.2	349
W 25-49	76	.6	459	78	.6	379	60	.4	450	19	.1	232	72	.5	625	50	.4	680
M 25-54	42	.3	255	43	.3	176	33	.2	251	6		110	39	.2	359	25	.2	402
W 25-54	82	.5	493	85	.5	408	66	.4	485	19	.1	242	78	.5	665	54	.3	731
M 35-64	30	.2	196	33	.2	165	26	.2	194	5		91	30	.2	294	19	.1	343
W 35-64	62	.4	327	70	.5	305	42	.3	314	9	.1	130	59	.4	455	39	.3	491
WAYV-FM																		
P 12+	45	.1	303	61	.1	347	47	.1	373	18		183	52	.1	540	36	.1	647
Teens 12-17	8	.1	60	3	.1	25	9	.2	64	7	.1	58	6	.1	83	6	.1	123
M 18-34	8	.1	45	11	.1	63	6	.1	59	3		36	9	.1	88	6	.1	115
W 18-34	7	.1	55	15	.2	79	11	.1	72	4		34	12	.1	107	8	.1	112
M 18-49	15	.1	80	21	.1	109	12	.1	108	4		53	17	.1	158	11	.1	194
W 18-49	17	.1	115	30	.2	164	22	.1	156	6		64	24	.1	213	16	.1	238
M 25-49	11	.1	57	17	.1	81	10	.1	77	3		38	13	.1	115	8	.1	138
W 25-49	15	.1	99	25	.2	136	18	.1	134	5		51	20	.1	178	14	.1	199
M 25-54	12	.1	69	18	.1	89	10	.1	88	3		41	14	.1	129	9	.1	154
W 25-54	17	.1	106	26	.2	140	19	.1	136	5		51	21	.1	187	14	.1	208
M 35-64	9	.1	57	16	.1	72	8	.1	74	1		22	11	.1	107	7	.1	120
W 35-64	11	.1	72	15	.1	92	11	.1	88	3		31	13	.1	125	9	.1	146
WBNJ-FM																		
P 12+	2		31	1		26	2		30			11	2		40	1		59
Teens 12-17						3			3			3			3			14
M 18-34			11	1		11			11						11			11
W 18-34	1		7			3			3						7			7
M 18-49			11	1		11			16				1		16			16
W 18-49	2		15			7	1		7			2	1		15	1		15
M 25-49			2			2			7						7			7
W 25-49	1		13			7	1		7			2	1		13	1		13
M 25-54			2			2			7						7			7
W 25-54	2		15			9	1		11			2	1		17	1		17
M 35-64			2			2			5			2	1		7			7
W 35-64	1		10			7	1		8			2	1		12	1		12
WTTM-FM																		
P 12+	55	.1	265	37	.1	194	34	.1	216	13		128	42	.1	324	31	.1	349
Teens 12-17	3	.1	19			9	4	.1	21	2		14	2		24	2		32
M 18-34	9	.1	49	5	.1	37	3		27	3		29	6	.1	59	5	.1	64
W 18-34	7	.1	48	6	.1	29	6	.1	46	3		34	6	.1	54	5	.1	60
M 18-49	20	.1	92	7		57	6		55	4		45	11	.1	107	9	.1	112
W 18-49	20	.1	104	19	.1	81	17	.1	98	6		54	19	.1	122	13	.1	128
M 25-49	17	.1	68	5		44	4		45	3		32	9	.1	80	6		80
W 25-49	18	.1	86	17	.1	72	14	.1	77	5		40	16	.1	99	11	.1	102
M 25-54	18	.1	75	5		49	4		47	4		38	9	.1	91	7		93
W 25-54	22	.1	97	19	.1	79	15	.1	85	5		40	19	.1	112	13	.1	114
M 35-64	13	.1	54	4		29	4		35	3		22	7	.1	65	5		67
W 35-64	21	.1	75	16	.1	62	13	.1	69	3		25	17	.1	92	11	.1	95

* Listener estimates adjusted for reported broadcast schedule. + Station(s) changed call letters - see Page 13.



DMA Target Listeners

DMA Target Listeners

		AQH and Cume Persons																	
		Monday-Friday 6AM-10AM			Monday-Friday 10AM-3PM			Monday-Friday 3PM-7PM			Monday-Friday 7PM-MID			Monday-Friday 6AM-7PM			Monday-Sunday 6AM-MID		
		AQH (00)	AQH Rtg	Cume (00)	AQH (00)	AQH Rtg	Cume (00)	AQH (00)	AQH Rtg	Cume (00)	AQH (00)	AQH Rtg	Cume (00)	AQH (00)	AQH Rtg	Cume (00)	AQH (00)	AQH Rtg	Cume (00)
WBYN-FM																			
P 12+		57	.1	308	36	.1	232	41	.1	294	15		151	44	.1	434	33	.1	497
Teens 12-17		2		17			3		2	14			7		1	17			1
M 18-34				10			27		4	31			1		2	37			1
W 18-34		12	.1	72	8	.1	42	6	.1	46	2		27	8	.1	88	5	.1	100
M 18-49		8		49	7		48	10	.1	77	2		33	8		97	5		101
W 18-49		27	.2	136	13	.1	86	13	.1	108	6		66	17	.1	173	12	.1	202
M 25-49		8	.1	43	7	.1	48	10	.1	77	2		33	8	.1	92	5		95
W 25-49		25	.2	121	13	.1	76	13	.1	105	6		66	17	.1	148	12	.1	173
M 25-54		10	.1	47	7		48	11	.1	80	2		33	9	.1	95	6		98
W 25-54		30	.2	134	17	.1	90	16	.1	115	7		71	21	.1	164	15	.1	189
M 35-64		10	.1	43	7	.1	29	7	.1	57	1		21	8	.1	72	5		79
W 35-64		22	.1	107	13	.1	87	11	.1	85	6		48	15	.1	139	12	.1	156
WCTO-FM																			
P 12+		147	.2	704	139	.2	724	123	.2	798	49	.1	404	136	.2	1095	106	.2	1264
Teens 12-17		1		20			6		1	22			1		25	36			2
M 18-34		17	.2	69	14	.2	84	12	.1	71	11	.1	57	14	.2	116	15	.2	150
W 18-34		24	.3	136	21	.3	146	20	.2	158	10	.1	94	22	.3	211	17	.2	232
M 18-49		33	.2	194	34	.2	188	30	.2	190	15	.1	100	32	.2	281	28	.2	334
W 18-49		47	.3	256	44	.3	270	37	.2	278	12	.1	137	43	.3	371	31	.2	425
M 25-49		25	.2	164	32	.2	167	24	.2	177	5		75	27	.2	251	21	.2	300
W 25-49		43	.3	206	40	.3	220	30	.2	211	8	.1	99	38	.3	281	27	.2	323
M 25-54		35	.2	199	41	.3	192	31	.2	228	7		100	36	.2	319	27	.2	372
W 25-54		49	.3	237	46	.3	243	33	.2	246	9	.1	112	43	.3	323	30	.2	374
M 35-64		32	.2	188	35	.3	162	32	.2	205	9	.1	80	33	.2	285	25	.2	326
W 35-64		47	.3	217	45	.3	216	31	.2	221	6		83	41	.3	297	28	.2	350
WDSO-FM																			
P 12+		71	.1	354	78	.1	355	52	.1	383	9		158	68	.1	487	47	.1	555
Teens 12-17		2		12	2		23	3	.1	23			12	2		23	2		2
M 18-34		9	.1	21	4		41	4		38	2		30	5	.1	58	4		67
W 18-34		7	.1	64	11	.1	42	9	.1	71	1		38	9	.1	85	6	.1	85
M 18-49		10	.1	51	5		58	5		73	2		30	6		93	5		121
W 18-49		12	.1	102	19	.1	93	16	.1	112	4		51	16	.1	142	11	.1	142
M 25-49		1		30	1		33	2		56			14	1		64	2		93
W 25-49		9	.1	73	16	.1	65	14	.1	80	3		35	13	.1	97	9	.1	97
M 25-54		3		43	4		47	4		79	1		35	4		87	3		132
W 25-54		16	.1	103	22	.1	92	16	.1	100	4		47	18	.1	136	13	.1	148
M 35-64		21	.2	83	18	.1	66	12	.1	89	1		33	17	.1	105	12	.1	142
W 35-64		20	.1	101	23	.2	110	16	.1	90	4		25	20	.1	138	14	.1	150
WEEU-AM																			
P 12+		112	.2	443	103	.2	372	37	.1	250	9		150	85	.1	572	55	.1	682
Teens 12-17		1		5			5			12			8	4		36	3		58
M 18-34		7	.1	32	4		24	2		12			4	4		17	2		33
W 18-34		2		17	6	.1	17	2		10			10	4		17	2		33
M 18-49		14	.1	97	16	.1	69	7		58	2		43	12	.1	110	8		145
W 18-49		6		42	7		29	3		23			16	5		48	3		71
M 25-49		14	.1	97	16	.1	69	7	.1	53	2		43	12	.1	105	8	.1	135
W 25-49		4		32	1		20	1		13			7	2		39	1		52
M 25-54		19	.1	128	24	.2	93	14	.1	84	3		57	19	.1	150	13	.1	179
W 25-54		13	.1	66	8		39	2		32	1		13	8		72	5		98
M 35-64		15	.1	105	27	.2	78	13	.1	92	4		65	19	.1	142	13	.1	172
W 35-64		29	.2	103	18	.1	76	7		54	1		13	18	.1	121	11	.1	140
WFPG-FM																			
P 12+		42	.1	294	61	.1	338	43	.1	343	21		199	50	.1	505	38	.1	652
Teens 12-17		4	.1	19			4	4	.1	15			1	12	.1	23	2		32
M 18-34		2		17	4		40	3		30	4		4	3		52	3		60
W 18-34		3		28	8	.1	42	7	.1	50	3		7	6	.1	73	5	.1	94
M 18-49		5		58	10	.1	70	6		71	7		42	7		108	7		158
W 18-49		15	.1	118	28	.2	136	18	.1	151	9	.1	86	21	.1	205	14	.1	258
M 25-49		5		58	10	.1	67	6		66	6		35	7	.1	103	7	.1	145
W 25-49		14	.1	108	26	.2	128	17	.1	139	8	.1	78	20	.1	190	14	.1	236
M 25-54		6		63	11	.1	70	7		75	6		35	8	.1	111	8	.1	156
W 25-54		16	.1	133	32	.2	156	20	.1	162	9	.1	91	23	.1	227	16	.1	284
M 35-64		6		59	11	.1	51	6		64	3		26	8	.1	90	7	.1	142
W 35-64		16	.1	130	29	.2	148	17	.1	147	8	.1	86	21	.1	203	15	.1	254

* Listener estimates adjusted for reported broadcast schedule. + Station(s) changed call letters - see Page 13.

DMA Target Listeners

AQH and Cume Persons

	Monday-Friday 6AM-10AM			Monday-Friday 10AM-3PM			Monday-Friday 3PM-7PM			Monday-Friday 7PM-MID			Monday-Friday 6AM-7PM			Monday-Sunday 6AM-MID		
	AQH (00)	AQH Rtg	Cume (00)	AQH (00)	AQH Rtg	Cume (00)	AQH (00)	AQH Rtg	Cume (00)	AQH (00)	AQH Rtg	Cume (00)	AQH (00)	AQH Rtg	Cume (00)	AQH (00)	AQH Rtg	Cume (00)
WJBR-FM																		
P 12+	192	.3	1091	187	.3	902	147	.2	1092	63	.1	686	176	.3	1659	123	.2	2063
Teens 12-17	7	.1	59	1	.1	16	5	.1	55	5	.1	30	4	.1	87	4	.1	125
M 18-34	13	.2	85	13	.2	52	4	.1	82	8	.1	92	10	.1	117	8	.1	166
W 18-34	20	.2	130	25	.3	111	18	.2	171	13	.2	103	21	.3	251	17	.2	326
M 18-49	44	.3	255	37	.2	163	34	.2	209	17	.1	181	38	.2	339	27	.2	457
W 18-49	79	.5	405	80	.5	359	64	.4	459	23	.1	243	75	.4	676	51	.3	820
M 25-49	42	.3	238	37	.3	154	33	.2	190	16	.1	156	37	.3	312	26	.2	420
W 25-49	75	.5	372	71	.5	326	58	.4	406	21	.2	224	68	.5	599	45	.3	719
M 25-54	46	.3	271	39	.2	178	37	.2	239	23	.1	190	41	.3	371	30	.2	487
W 25-54	96	.6	461	100	.6	412	72	.4	492	25	.2	274	90	.6	719	59	.4	860
M 35-64	41	.3	252	34	.2	165	41	.3	201	18	.1	159	38	.3	337	27	.2	439
W 35-64	91	.6	440	98	.7	402	69	.5	447	16	.1	227	87	.6	653	56	.4	770
WJKS-FM																		
P 12+	34	.1	409	42	.1	327	44	.1	399	32	.1	264	40	.1	647	35	.1	755
Teens 12-17	8	.1	125	4	.1	68	10	.2	121	7	.1	90	7	.1	196	6	.1	223
M 18-34	5	.1	72	7	.1	51	5	.1	90	4	.1	51	6	.1	117	6	.1	163
W 18-34	14	.2	124	19	.2	107	15	.2	132	10	.1	75	16	.2	190	13	.2	202
M 18-49	9	.1	105	16	.1	84	11	.1	110	7	.1	63	12	.1	163	11	.1	214
W 18-49	16	.1	162	22	.1	153	22	.1	160	17	.1	101	20	.1	264	17	.1	286
M 25-49	6	.1	79	14	.1	61	8	.1	63	4	.1	39	10	.1	111	8	.1	133
W 25-49	8	.1	69	7	.1	69	12	.1	55	13	.1	45	9	.1	120	9	.1	142
M 25-54	6	.1	81	14	.1	61	8	.1	63	4	.1	41	10	.1	112	8	.1	134
W 25-54	8	.1	69	7	.1	69	12	.1	55	13	.1	45	9	.1	120	9	.1	142
M 35-64	5	.1	43	9	.1	42	7	.1	29	3	.1	22	7	.1	56	6	.1	62
W 35-64	2	.1	38	3	.1	46	7	.1	27	8	.1	26	4	.1	74	4	.1	83
WKAP-AM																		
P 12+	51	.1	302	60	.1	335	46	.1	277	13	.1	116	53	.1	429	38	.1	504
Teens 12-17																		
M 18-34	1	.1	12			8			4			8			17			20
W 18-34									4						4			4
M 18-49	1	.1	12			11			7			11	1	.1	20	1	.1	38
W 18-49									4									
M 25-49	1	.1	8			5			3			3			12			12
W 25-49									3			7			11			29
M 25-54	1	.1	8			5			3			3			8			8
W 25-54									7			7			15	1	.1	37
M 35-64	2	.1	13	2	.1	13	1	.1	3			5	1	.1	19	1	.1	21
W 35-64	4	.1	20	3	.1	35	2	.1	27	1	.1	11	2	.1	42	2	.1	76
			37	5	.1	32	3	.1	22	1	.1	20	4	.1	54	3	.1	72
WKXW-FM																		
P 12+	160	.3	1153	179	.3	1058	137	.2	1203	29	.1	485	160	.3	2027	101	.2	2375
Teens 12-17	2	.1	21	1	.1	22	2	.1	29	1	.1	12	2	.1	50	1	.1	90
M 18-34	7	.1	85	25	.3	69	20	.2	141	5	.1	82	18	.2	232	11	.1	256
W 18-34	11	.1	124	18	.2	147	12	.1	172	3	.1	75	14	.2	263	9	.1	326
M 18-49	40	.2	278	64	.4	249	43	.3	347	9	.1	157	50	.3	571	30	.2	653
W 18-49	38	.2	375	52	.3	337	44	.3	396	7	.1	147	45	.3	633	28	.2	753
M 25-49	38	.3	258	61	.5	225	36	.3	293	6	.1	108	46	.3	488	27	.2	564
W 25-49	35	.3	343	48	.3	302	40	.3	351	7	.1	136	42	.3	573	26	.2	678
M 25-54	53	.3	358	68	.4	275	41	.3	344	7	.1	120	55	.4	605	34	.2	696
W 25-54	40	.2	397	54	.3	361	46	.3	414	8	.1	154	47	.3	674	30	.2	796
M 35-64	67	.5	400	61	.4	317	42	.3	353	8	.1	125	57	.4	600	36	.3	706
W 35-64	52	.4	416	51	.3	327	44	.3	353	6	.1	124	49	.3	611	30	.2	697
WLEV-FM																		
P 12+	169	.3	942	225	.4	869	129	.2	914	45	.1	476	178	.3	1407	116	.2	1645
Teens 12-17	1	.1	21			7	2	.1	45	2	.1	22	1	.1	66	1	.1	79
M 18-34	13	.2	86	14	.2	48	10	.1	51	1	.1	24	12	.1	107	7	.1	127
W 18-34	23	.3	161	38	.5	181	22	.3	169	12	.1	109	28	.3	263	19	.2	311
M 18-49	44	.3	214	51	.3	149	26	.2	159	5	.1	73	41	.2	275	24	.1	347
W 18-49	62	.4	375	98	.6	354	60	.4	369	28	.2	220	75	.4	534	50	.3	624
M 25-49	44	.3	206	51	.4	145	25	.2	154	5	.1	69	41	.3	258	24	.2	326
W 25-49	55	.4	332	88	.6	309	54	.4	316	24	.2	201	67	.5	453	44	.3	536
M 25-54	52	.3	259	60	.4	191	31	.2	202	8	.1	106	49	.3	338	29	.2	410
W 25-54	65	.4	389	106	.7	363	64	.4	375	27	.2	226	81	.5	535	53	.3	621
M 35-64	51	.4	244	54	.4	201	28	.2	197	8	.1	120	45	.3	323	28	.2	393
W 35-64	65	.4	362	101	.7	336	60	.4	376	19	.1	178	78	.5	495	50	.3	557

* Listener estimates adjusted for reported broadcast schedule. + Station(s) changed call letters - see Page 13.

DMA Target Listeners

DMA Target Listeners

AQH and Cume Persons																		
Monday-Friday 6AM-10AM			Monday-Friday 10AM-3PM			Monday-Friday 3PM-7PM			Monday-Friday 7PM-MID			Monday-Friday 6AM-7PM			Monday-Sunday 6AM-MID			
AQH (00)	AQH Rtg	Cume (00)	AQH (00)	AQH Rtg	Cume (00)	AQH (00)	AQH Rtg	Cume (00)	AQH (00)	AQH Rtg	Cume (00)	AQH (00)	AQH Rtg	Cume (00)	AQH (00)	AQH Rtg	Cume (00)	
WNJO-FM																		
P 12+	72	.1	680	100	.2	690	83	.1	851	27		442	86	.1	1317	64	.1	1612
Teens 12-17			8			16			2		47	1			55	1		76
M 18-34	5	.1	69	9	.1	35	4		4		80	10	.1	134	4		149	
W 18-34	3		25	5	.1	42	6	.1	53	1		33	.1	90	3		105	
M 18-49	17	.1	207	20	.1	119	18	.1	231	4		94	.1	361	14	.1	435	
W 18-49	20	.1	154	32	.2	175	23	.1	194	5		116	.1	317	17	.1	410	
M 25-49	16	.1	183	16	.1	100	16	.1	203	4		85	.1	298	12	.1	373	
W 25-49	19	.1	144	30	.2	171	21	.2	176	4		106	.2	299	16	.1	388	
M 25-54	20	.1	218	22	.1	143	23	.1	242	7		134	.1	366	17	.1	469	
W 25-54	25	.2	193	36	.2	243	26	.2	217	5		125	.2	378	20	.1	467	
M 35-64	20	.1	222	32	.2	239	27	.2	278	12	.1	205	.2	443	22	.2	562	
W 35-64	35	.2	290	38	.3	266	33	.2	315	7		138	.2	477	25	.2	571	
WOEE-FM																		
P 12+	135	.2	851	128	.2	768	112	.2	857	44	.1	528	125	.2	1306	92	.2	1576
Teens 12-17	3	.1	55	1		10	3	.1	44	1		41	2		85	2		106
M 18-34	9	.1	51	9	.1	21	10	.1	56	2		14	.1	74	6	.1	97	
W 18-34	5	.1	69	5	.1	68	3		40	3		34	.1	113	4		143	
M 18-49	30	.2	180	38	.2	147	32	.2	201	7		93	.2	277	23	.1	336	
W 18-49	33	.2	224	29	.2	216	26	.2	213	11	.1	134	.2	362	22	.1	457	
M 25-49	23	.2	155	32	.2	134	25	.2	178	5		89	.2	248	19	.1	292	
W 25-49	31	.2	198	29	.2	200	25	.2	199	9	.1	122	.2	321	21	.2	412	
M 25-54	42	.3	245	49	.3	229	39	.2	276	10	.1	148	.3	381	31	.2	457	
W 25-54	46	.3	265	41	.3	270	36	.2	272	14	.1	182	.3	420	30	.2	525	
M 35-64	55	.4	323	57	.4	297	45	.3	346	13	.1	202	.4	475	37	.3	551	
W 35-64	54	.4	304	50	.3	289	47	.3	302	23	.2	208	.3	455	38	.3	560	
WPST-FM																		
P 12+	214	.4	2307	189	.3	1782	211	.3	2614	82	.1	1456	203	.3	3913	156	.3	4564
Teens 12-17	42	.7	554	9	.2	210	35	.6	487	34	.6	466	27	.5	839	30	.5	1013
M 18-34	31	.4	356	44	.5	313	40	.5	448	11	.1	223	39	.5	643	28	.3	777
W 18-34	73	.9	760	76	.9	721	68	.8	895	18	.2	421	73	.9	1247	50	.6	1321
M 18-49	47	.3	531	56	.3	508	60	.4	697	17	.1	376	54	.3	1017	41	.2	1246
W 18-49	112	.7	1111	112	.7	996	99	.6	1305	30	.2	583	108	.6	1840	77	.5	2024
M 25-49	26	.2	357	28	.2	359	38	.3	474	10	.1	248	30	.2	710	23	.2	868
W 25-49	80	.6	747	73	.5	614	61	.4	825	16	.1	310	72	.5	1216	50	.4	1375
M 25-54	28	.2	385	28	.2	368	43	.3	511	10	.1	264	33	.2	767	24	.2	929
W 25-54	86	.5	787	75	.5	650	65	.4	867	16	.1	312	75	.5	1305	52	.3	1476
M 35-64	18	.1	205	13	.1	210	26	.2	291	6		169	19	.1	437	14	.1	536
W 35-64	49	.3	412	47	.3	328	39	.3	474	13	.1	176	45	.3	714	33	.2	863
WPUR-FM																		
P 12+	37	.1	195	54	.1	237	45	.1	258	10		113	46	.1	330	33	.1	370
Teens 12-17			11			2			4			4			13			15
M 18-34	3		17	5	.1	42	6	.1	34			16	.1	44	3		44	
W 18-34	5	.1	37	7	.1	37	6	.1	37	1		15	.1	52	4		54	
M 18-49	7		45	13	.1	75	15	.1	71	5		38	.1	88	9	.1	102	
W 18-49	9	.1	59	13	.1	66	9	.1	72	2		29	.1	102	7		108	
M 25-49	6		35	10	.1	56	12	.1	57	5		31	.1	69	7	.1	83	
W 25-49	6		49	9	.1	57	7	.1	59	1		22	.1	88	5		94	
M 25-54	7		41	12	.1	67	16	.1	71	5		36	.1	83	9	.1	97	
W 25-54	9	.1	63	13	.1	68	9	.1	74	2		32	.1	105	7		113	
M 35-64	12	.1	60	17	.1	69	17	.1	79	5		38	.1	92	12	.1	121	
W 35-64	11	.1	55	16	.1	67	9	.1	74	2		36	.1	99	8	.1	104	
WRDX-FM																		
P 12+	56	.1	349	75	.1	363	54	.1	433	12		221	63	.1	617	43	.1	797
Teens 12-17			1			7			32			4			35			39
M 18-34	26	.3	144	39	.5	126	24	.3	156	6	.1	96	30	.4	196	19	.2	248
W 18-34	4		50	5	.1	56	8	.1	67	1		35	.1	111	4		136	
M 18-49	46	.3	240	59	.4	239	37	.2	271	9	.1	145	48	.3	365	31	.2	458
W 18-49	10	.1	96	14	.1	98	14	.1	117	2		58	.1	185	9	.1	226	
M 25-49	42	.3	208	56	.4	204	33	.2	227	5		106	.3	310	28	.2	370	
W 25-49	7	.1	73	13	.1	86	11	.1	89	2		46	.1	141	7	.1	182	
M 25-54	43	.3	218	56	.4	209	34	.2	237	5		116	.3	325	28	.2	385	
W 25-54	7		76	13	.1	89	11	.1	91	2		46	.1	146	8		198	
M 35-64	21	.2	106	21	.2	121	14	.1	125	3		59	.1	188	13	.1	236	
W 35-64	5		49	9	.1	50	6		52	1		23		84	5		109	

* Listener estimates adjusted for reported broadcast schedule.

+ Station(s) changed call letters - see Page 13.

DMA Target Listeners

AQH and Cume Persons

	Monday-Friday 6AM-10AM			Monday-Friday 10AM-3PM			Monday-Friday 3PM-7PM			Monday-Friday 7PM-MID			Monday-Friday 6AM-7PM			Monday-Sunday 6AM-MID		
	AQH (00)	AQH Rtg	Cume (00)	AQH (00)	AQH Rtg	Cume (00)	AQH (00)	AQH Rtg	Cume (00)	AQH (00)	AQH Rtg	Cume (00)	AQH (00)	AQH Rtg	Cume (00)	AQH (00)	AQH Rtg	Cume (00)
	WRFY-FM																	
P 12+	133	.2	940	145	.2	811	118	.2	1021	38	.1	523	133	.2	1605	91	.1	1922
Teens 12-17	10	.2	137	2		48	12	.2	141	5	.1	95	8	.1	206	7	.1	266
M 18-34	27	.3	178	37	.4	163	32	.4	205	8	.1	98	33	.4	281	21	.3	367
W 18-34	13	.2	160	23	.3	175	18	.2	237	6	.1	161	18	.2	340	13	.2	427
M 18-49	71	.4	360	70	.4	271	52	.3	346	15	.1	158	65	.4	551	42	.3	686
W 18-49	43	.3	364	61	.4	389	41	.2	417	12	.1	223	49	.3	652	34	.2	770
M 25-49	61	.5	287	61	.5	203	46	.3	270	12	.1	130	57	.4	435	36	.3	549
W 25-49	40	.3	309	55	.4	326	34	.2	307	9	.1	127	44	.3	524	29	.2	602
M 25-54	62	.4	302	63	.4	222	47	.3	284	12	.1	130	58	.4	469	37	.2	583
W 25-54	43	.3	328	55	.3	326	35	.2	319	9	.1	127	45	.3	549	30	.2	628
M 35-64	46	.3	213	35	.3	144	24	.2	188	7	.1	77	35	.3	354	22	.2	403
W 35-64	33	.2	234	39	.3	237	29	.2	214	12	.1	85	34	.2	371	24	.2	405
WSTV-FM																		
P 12+	157	.3	1132	143	.2	885	119	.2	1312	31	.1	622	140	.2	1888	94	.2	2339
Teens 12-17	11	.2	139	2		45	7	.1	170	5	.1	112	6	.1	237	6	.1	329
M 18-34	25	.3	191	32	.4	192	26	.3	292	9	.1	167	28	.3	401	19	.2	484
W 18-34	34	.4	320	34	.4	297	30	.4	338	6	.1	148	33	.4	514	23	.3	633
M 18-49	58	.3	381	69	.4	326	54	.3	507	14	.1	259	61	.4	688	39	.2	822
W 18-49	74	.4	520	63	.4	442	52	.3	586	10	.1	233	63	.4	836	42	.2	1035
M 25-49	53	.4	325	65	.5	267	49	.4	384	9	.1	182	56	.4	528	35	.3	638
W 25-49	58	.4	359	44	.3	279	35	.3	412	7	.1	186	46	.3	578	30	.2	733
M 25-54	59	.4	352	65	.4	272	49	.3	389	9	.1	182	58	.4	554	37	.2	664
W 25-54	60	.4	369	45	.3	297	37	.2	424	9	.1	195	47	.3	603	31	.2	757
M 35-64	39	.3	220	37	.3	142	29	.2	223	5		92	35	.3	321	22	.2	372
W 35-64	44	.3	231	34	.2	182	28	.2	277	6		98	35	.2	376	22	.1	460
WZZO-FM																		
P 12+	120	.2	641	138	.2	556	115	.2	714	32	.1	344	125	.2	988	86	.1	1173
Teens 12-17	1		20			5	3	.1	30	3	.1	38	1		42	2		74
M 18-34	49	.6	232	62	.7	218	59	.7	271	11	.1	123	57	.7	357	37	.4	372
W 18-34	7	.1	100	10	.1	84	9	.1	126	4		50	9	.1	176	7	.1	210
M 18-49	96	.6	400	115	.7	369	94	.6	467	20	.1	203	103	.6	594	68	.4	644
W 18-49	18	.1	188	20	.1	155	14	.1	197	8		86	17	.1	297	13	.1	359
M 25-49	75	.6	329	95	.7	307	77	.6	384	17	.1	173	83	.6	488	57	.4	538
W 25-49	15	.1	157	18	.1	128	11	.1	141	7	.1	70	15	.1	225	11	.1	283
M 25-54	78	.5	340	96	.6	310	79	.5	395	17	.1	181	85	.5	499	58	.4	568
W 25-54	15	.1	159	18	.1	131	11	.1	146	8		76	15	.1	233	11	.1	302
M 35-64	51	.4	191	55	.4	166	38	.3	210	10	.1	91	49	.4	269	33	.2	334
W 35-64	11	.1	94	10	.1	74	6		77	4		41	9	.1	132	7		172
WIOV-FM																		
P 12+	60	.1	303	69	.1	320	35	.1	260	13		129	56	.1	468	39	.1	545
Teens 12-17	2		11										1		11			11
M 18-34	5	.1	10	2		20	1		10	2		14	3		24	2		29
W 18-34	2		24	1		24	1		23	4		10	1		47	2		57
M 18-49	15	.1	45	13	.1	48	4		45	2		21	11	.1	80	7		101
W 18-49	11	.1	83	14	.1	85	9	.1	99	6		44	11	.1	147	9	.1	167
M 25-49	11	.1	40	12	.1	37	4		39	1		15	9	.1	68	5		84
W 25-49	11	.1	73	13	.1	76	9	.1	91	2		34	11	.1	130	8	.1	140
M 25-54	19	.1	61	19	.1	59	8	.1	46	2		21	16	.1	97	10	.1	121
W 25-54	13	.1	88	17	.1	82	11	.1	97	3		41	14	.1	144	10	.1	161
M 35-64	23	.2	83	20	.1	71	8	.1	58	1		14	17	.1	122	11	.1	146
W 35-64	17	.1	96	27	.2	102	17	.1	115	4		52	21	.1	148	15	.1	177
TOTALS																		
P 12+	14742	24.2	51015	13385	22.0	43411	11870	19.5	48480	4534	7.4	32567	13335	21.9	57187	9821	16.1	58045
Teens 12-17	664	11.8	4200	212	3.8	2350	823	14.7	4383	598	10.7	3881	538	9.6	5187	555	9.9	5320
M 18-34	2225	26.6	6978	2180	26.0	6041	1873	22.4	6777	782	9.3	4829	2100	25.1	7870	1517	18.1	8015
W 18-34	1826	21.9	7101	1956	23.5	6449	1761	21.2	7122	748	9.0	5414	1856	22.3	8011	1395	16.8	8057
M 18-49	4686	28.1	14278	4309	25.8	11828	3742	22.4	13692	1334	8.0	9042	4252	25.5	15799	3015	18.1	16060
W 18-49	4050	23.7	14779	4014	23.5	13057	3476	20.4	14346	1306	7.7	9990	3859	22.6	16379	2813	16.5	16507
M 25-49	3995	29.8	11752	3617	27.0	9587	3049	22.7	11228	955	7.1	7042	3559	26.5	12811	2467	18.4	13007
W 25-49	3441	24.9	12130	3331	24.1	10541	2812	20.4	11614	934	6.8	7612	3204	23.2	13313	2274	16.5	13421
M 25-54	4634	29.6	13723	4174	26.6	11166	3519	22.4	13033	1129	7.2	8344	4114	26.2	14957	2871	18.3	15180
W 25-54	4046	24.9	14273	3906	24.1	12326	3272	20.2	13538	1070	6.6	8824	3753	23.1	15614	2662	16.4	15753
M 35-64	3936	28.4	12043	3402	24.6	9655	2961	21.4	11235	942	6.8	7116	3430	24.8	13182	2427	17.5	13352
W 35-64	3752	25.4	12901	3467	23.5	11192	2884	19.5	12050	908	6.1	7408	3375	22.8	14067	2408	16.3	14235

* Listener estimates adjusted for reported broadcast schedule.

+ Station(s) changed call letters - see Page 13.

ARBITRON

DMA Target Listeners

		AQH and Cume Persons																	
		Saturday 6AM-10AM			Saturday 10AM-3PM			Saturday 3PM-7PM			Saturday 7PM-MID			Sunday 10AM-3PM			Sunday 3PM-7PM		
		AQH (00)	AQH Rtg	Cume (00)	AQH (00)	AQH Rtg	Cume (00)	AQH (00)	AQH Rtg	Cume (00)	AQH (00)	AQH Rtg	Cume (00)	AQH (00)	AQH Rtg	Cume (00)	AQH (00)	AQH Rtg	Cume (00)
KYW -AM																			
P 12+		648	1.1	2803	326	.5	1653	238	.4	1261	142	.2	785	246	.4	1344	180	.3	915
Teens 12-17		4	.1	24	2		13	1		15			5	3	.1	31	1		12
M 18-34		32	.4	177	10	.1	69	8	.1	47	4		29	5		30	10	.1	64
W 18-34		17	.2	119	11	.1	74	14	.2	82	5	.1	28	27	.3	88	8	.1	26
M 18-49		94	.6	517	44	.3	264	30	.2	183	16	.1	137	26	.2	212	26	.2	180
W 18-49		98	.6	503	43	.3	259	40	.2	216	27	.2	140	58	.3	272	20	.1	89
M 25-49		93	.7	513	42	.3	256	30	.2	183	16	.1	137	26	.2	205	25	.2	161
W 25-49		98	.7	503	41	.3	239	40	.3	206	25	.2	130	56	.4	264	19	.1	81
M 25-54		103	.7	564	54	.3	326	38	.2	232	17	.1	154	30	.2	238	31	.2	207
W 25-54		129	.8	629	58	.4	351	48	.3	262	28	.2	155	70	.4	329	28	.2	147
M 35-64		135	1.0	670	69	.5	375	49	.4	272	30	.2	184	44	.3	321	47	.3	259
W 35-64		159	1.1	743	80	.5	460	66	.4	339	38	.3	176	69	.5	417	32	.2	162
VBEB-FM																			
P 12+		330	.5	1075	443	.7	1400	288	.5	1057	136	.2	654	362	.6	1179	230	.4	800
Teens 12-17		24	.4	47	9	.2	46	12	.2	50	16	.3	74	15	.3	58	4	.1	30
M 18-34		20	.2	66	46	.5	84	21	.3	44	25	.3	75	29	.3	85	29	.3	87
W 18-34		46	.6	152	79	.9	206	37	.4	142	27	.3	95	58	.7	194	36	.4	139
M 18-49		36	.2	148	82	.5	213	48	.3	157	44	.3	165	75	.4	238	57	.3	187
W 18-49		102	.6	367	150	.9	488	92	.5	363	45	.3	216	111	.7	387	72	.4	292
M 25-49		35	.3	131	71	.5	201	38	.3	147	32	.2	128	72	.5	222	40	.3	156
W 25-49		99	.7	346	130	.9	444	84	.6	312	26	.2	153	94	.7	327	64	.5	262
M 25-54		67	.4	212	91	.6	272	53	.3	211	35	.2	148	102	.7	298	63	.4	223
W 25-54		129	.8	426	174	1.1	570	119	.7	409	38	.2	210	125	.8	436	79	.5	311
M 35-64		77	.6	230	93	.7	299	71	.5	279	25	.2	150	92	.7	295	56	.4	187
W 35-64		126	.9	414	167	1.1	591	114	.8	403	37	.3	235	132	.9	415	83	.6	274
VDAS-AM																			
P 12+		76	.1	171	60	.1	195	35	.1	109	10		32	182	.3	555	92	.2	207
Teens 12-17		3	.1	9	2		7			7			7	19	.3	46	11	.2	21
M 18-34		2		13	4		20	4		10			15	15	.2	35	15	.2	23
W 18-34		3		9	1		7	5	.1	13	1		9	19	.2	79	9	.1	22
M 18-49		2		13	4		20	4		10			34	34	.2	80	23	.1	46
W 18-49		17	.1	53	8		35	15	.1	44	5		17	58	.3	210	32	.2	71
M 25-49		2		13	1		10	4		10			33	33	.2	69	16	.1	35
W 25-49		17	.1	53	7	.1	29	9	.1	31	5		17	56	.4	203	25	.2	57
M 25-54		2		13	1		10	4		10			39	39	.2	83	16	.1	35
W 25-54		23	.1	71	12	.1	46	12	.1	43	5		17	71	.4	238	25	.2	57
M 35-64					1		6							34	.2	90	15	.1	41
W 35-64		40	.3	107	28	.2	84	20	.1	65	9	.1	15	72	.5	218	37	.3	89
VDAS-FM																			
P 12+		311	.5	802	462	.8	1202	377	.6	964	325	.5	782	318	.5	931	223	.4	554
Teens 12-17		14	.2	47	16	.3	34	21	.4	52	13	.2	47	15	.3	73	9	.2	23
M 18-34		21	.3	61	34	.4	139	48	.6	112	31	.4	75	16	.2	42	16	.2	41
W 18-34		54	.6	151	97	1.2	238	75	.9	185	67	.8	140	77	.9	181	71	.9	134
M 18-49		61	.4	192	100	.6	332	111	.7	288	132	.8	269	79	.5	223	49	.3	115
W 18-49		147	.9	371	254	1.5	599	159	.9	407	136	.8	324	169	1.0	466	135	.8	319
M 25-49		54	.4	157	89	.7	287	88	.7	233	113	.8	229	70	.5	199	36	.3	95
W 25-49		140	1.0	341	251	1.8	587	137	1.0	363	118	.9	297	147	1.1	434	115	.8	279
M 25-54		78	.5	204	119	.8	345	115	.7	265	124	.8	257	79	.5	229	37	.2	104
W 25-54		164	1.0	388	273	1.7	649	145	.9	404	122	.8	318	161	1.0	480	129	.8	301
M 35-64		79	.6	206	114	.8	288	103	.7	233	122	.9	238	73	.5	219	37	.3	90
W 35-64		124	.8	288	193	1.3	482	100	.7	292	76	.5	213	120	.8	382	82	.6	233
WEJM-FM																			
P 12+		198	.3	664	339	.6	1075	251	.4	997	143	.2	507	189	.3	723	149	.2	491
Teens 12-17		1		14	6	.1	19	9	.2	58	5	.1	26	3	.1	23	1		3
M 18-34		23	.3	69	43	.5	164	19	.2	85	27	.3	82	18	.2	67	18	.2	66
W 18-34		23	.3	106	84	1.0	276	51	.6	215	29	.3	120	55	.7	187	24	.3	109
M 18-49		77	.5	264	112	.7	375	80	.5	318	49	.3	166	48	.3	204	38	.2	137
W 18-49		66	.4	261	152	.9	512	110	.6	450	49	.3	248	105	.6	392	67	.4	226
M 25-49		77	.6	264	108	.8	365	79	.6	314	41	.3	157	48	.4	204	33	.2	108
W 25-49		59	.4	223	126	.9	455	102	.7	409	42	.3	227	92	.7	344	55	.4	194
M 25-54		102	.7	326	128	.8	405	90	.6	361	43	.3	162	50	.3	216	39	.2	128
W 25-54		61	.4	232	135	.8	480	116	.7	446	46	.3	234	99	.6	372	68	.4	239
M 35-64		80	.6	263	91	.7	265	72	.5	290	23	.2	90	32	.2	153	30	.2	102
W 35-64		47	.3	176	88	.6	295	86	.6	306	28	.2	152	63	.4	266	70	.5	190

* Listener estimates adjusted for reported broadcast schedule. + Station(s) changed call letters - see Page 13.

DMA Target Listeners

AQH and Cume Persons

	Saturday 6AM-10AM			Saturday 10AM-3PM			Saturday 3PM-7PM			Saturday 7PM-MID			Sunday 10AM-3PM			Sunday 3PM-7PM		
	AQH (00)	AQH Rtg	Cume (00)	AQH (00)	AQH Rtg	Cume (00)	AQH (00)	AQH Rtg	Cume (00)	AQH (00)	AQH Rtg	Cume (00)	AQH (00)	AQH Rtg	Cume (00)	AQH (00)	AQH Rtg	Cume (00)
WEMG-AM																		
P 12+	43	.1	90	40	.1	76	13		49	12		39	46	.1	68	17		47
Teens 12-17	1		6	1		6			6			6	3	.1	6	4	.1	13
M 18-34	28	.3	50	24	.3	39	3		10	9	.1	22	26	.3	30	5	.1	8
W 18-34	8	.1	8	8	.1	8			8			8	8	.1	8	1		8
M 18-49	32	.2	67	27	.2	53	12	.1	41	12	.1	39	26	.2	30	12	.1	26
W 18-49	8		8	8		8			8			8	17	.1	25	1		8
M 25-49	23	.2	49	20	.1	35	12	.1	41	12	.1	39	17	.1	22	6		17
W 25-49	8	.1	8	8	.1	8			8			8	17	.1	25	1		8
M 25-54	23	.1	49	20	.1	35	13	.1	49	12	.1	39	17	.1	22	6		17
W 25-54	10	.1	17	12	.1	17			17			17	17	.1	25	1		8
M 35-64	4		17	3		13	11	.1	39	3		17			6	6		17
W 35-64	2		9	4		9			9			9	9	.1	23			
WEMG-FM																		
P 12+	49	.1	154	107	.2	295	78	.1	203	24		122	60	.1	170	60	.1	143
Teens 12-17	6	.1	21	7	.1	22	2		9	4	.1	17	2		5			
M 18-34	21	.3	50	28	.3	76	32	.4	68	1		13	13	.2	40	12	.1	30
W 18-34	14	.2	61	47	.6	131	25	.3	71	13	.2	67	28	.3	71	26	.3	46
M 18-49	24	.1	59	33	.2	89	34	.2	72	4		17	19	.1	51	22	.1	53
W 18-49	19	.1	71	61	.4	164	37	.2	93	16	.1	89	37	.2	87	35	.2	64
M 25-49	20	.1	36	30	.2	66	24	.2	49	4		17	13	.1	37	22	.2	53
W 25-49	11	.1	43	36	.3	94	21	.2	53	9	.1	43	28	.2	73	25	.2	46
M 25-54	20	.1	36	32	.2	73	26	.2	57	4		17	14	.1	45	23	.1	60
W 25-54	12	.1	45	36	.2	94	21	.1	55	9	.1	43	28	.2	73	26	.2	49
M 35-64	3		9	8	.1	20	4		22	3		4	7	.1	31	11	.1	41
W 35-64	6		13	14	.1	33	13	.1	23	3		21	10	.1	20	10	.1	20
WHAT-AM																		
P 12+	102	.2	199	92	.2	217	35	.1	91	37	.1	91	89	.1	265	61	.1	165
Teens 12-17													1		9			
M 18-34	1		9	6	.1	19	3		19	3		10	3		9	5	.1	20
W 18-34															9			
M 18-49	1		9	10	.1	39	5		29	12	.1	35	3		9	7		30
W 18-49	6		8	4		8	1		8	5		16	12	.1	50	9	.1	15
M 25-49	1		9	10	.1	39	5		29	12	.1	35	3		9	7	.1	30
W 25-49	6		8	4		8	1		8	5		16	12	.1	50	9	.1	15
M 25-54	1		9	10	.1	39	5		29	12	.1	35	7		18	7		30
W 25-54	6		8	4		8	1		8	5		16	19	.1	59	9	.1	15
M 35-64	10	.1	16	11	.1	28	3		18	16	.1	32	12	.1	25	5		18
W 35-64	13	.1	31	19	.1	48	2		16	7		24	35	.2	106	16	.1	46
WIOQ-FM																		
P 12+	234	.4	1058	551	.9	2284	465	.8	1754	296	.5	1324	370	.6	1729	320	.5	1325
Teens 12-17	58	1.0	294	114	2.0	614	118	2.1	496	86	1.5	359	89	1.6	490	97	1.7	424
M 18-34	47	.6	182	98	1.2	319	79	.9	226	67	.8	230	59	.7	175	41	.5	152
W 18-34	73	.9	339	165	2.0	679	121	1.5	515	95	1.1	459	124	1.5	510	106	1.3	441
M 18-49	62	.4	249	138	.8	459	126	.8	387	85	.5	322	80	.5	334	72	.4	270
W 18-49	102	.6	473	276	1.6	1109	201	1.2	807	114	.7	593	196	1.1	870	149	.9	616
M 25-49	32	.2	142	67	.5	273	84	.6	285	45	.3	209	37	.3	221	51	.4	184
W 25-49	65	.5	293	201	1.5	812	144	1.0	558	50	.4	300	141	1.0	625	87	.6	339
M 25-54	34	.2	154	80	.5	305	93	.6	306	48	.3	222	40	.3	243	51	.3	184
W 25-54	70	.4	302	204	1.3	839	148	.9	572	53	.3	314	141	.9	625	87	.5	341
M 35-64	17	.1	78	56	.4	182	56	.4	181	26	.2	124	26	.2	194	33	.2	131
W 35-64	35	.2	152	117	.8	474	85	.6	311	21	.1	148	73	.5	360	43	.3	177
WIP -AM																		
P 12+	126	.2	506	115	.2	529	49	.1	257	43	.1	223	176	.3	632	116	.2	488
Teens 12-17			2							1		17	6	.1	20	7	.1	29
M 18-34	27	.3	130	21	.3	96	15	.2	89	8	.1	28	56	.7	153	25	.3	118
W 18-34				2		8	2		8				7	.1	35	2		18
M 18-49	82	.5	308	64	.4	271	23	.1	129	26	.2	126	101	.6	341	57	.3	235
W 18-49	2		9	7		33	2		8	9	.1	22	16	.1	70	11	.1	47
M 25-49	75	.6	273	58	.4	232	23	.2	125	24	.2	121	73	.5	279	50	.4	200
W 25-49	2		9	7	.1	33	2		8	9	.1	22	16	.1	70	11	.1	47
M 25-54	84	.5	320	69	.4	288	25	.2	140	25	.2	137	89	.6	339	54	.3	232
W 25-54	3		12	8		41	2		11	9	.1	22	17	.1	79	12	.1	62
M 35-64	77	.6	278	73	.5	317	21	.2	101	22	.2	134	84	.6	308	56	.4	201
W 35-64	6		28	7		42	2		13	11	.1	35	12	.1	53	14	.1	69

* Listener estimates adjusted for reported broadcast schedule. + Station(s) changed call letters - see Page 13.

DMA Target Listeners

DMA Target Listeners

AQH and Cume Persons																		
Saturday 6AM-10AM			Saturday 10AM-3PM			Saturday 3PM-7PM			Saturday 7PM-MID			Sunday 10AM-3PM			Sunday 3PM-7PM			
AQH (00)	AQH Rtg	Cume (00)	AQH (00)	AQH Rtg	Cume (00)	AQH (00)	AQH Rtg	Cume (00)	AQH (00)	AQH Rtg	Cume (00)	AQH (00)	AQH Rtg	Cume (00)	AQH (00)	AQH Rtg	Cume (00)	
WJZZ-FM																		
P 12+	180	.3	629	381	.6	1172	312	.5	900	228	.4	721	268	.4	842	234	.4	703
Teens 12-17	4	.1	6	2	.1	15	17	.3	38	5	.1	17	2	.1	16			5
M 18-34	5	.1	32	6	.1	36	5	.1	20	15	.2	58	11	.1	11	22	.3	48
W 18-34	8	.1	34	25	.3	83	20	.2	61	19	.2	63	23	.3	58	23	.3	73
M 18-49	47	.3	142	88	.5	250	72	.4	204	66	.4	234	61	.4	182	61	.4	182
W 18-49	34	.2	135	91	.5	323	76	.4	256	57	.3	203	56	.3	200	59	.3	197
M 25-49	46	.3	131	88	.7	250	72	.5	204	63	.5	228	61	.5	182	58	.4	166
W 25-49	29	.2	121	75	.5	289	66	.5	233	56	.4	194	41	.3	169	48	.3	160
M 25-54	47	.3	147	113	.7	323	74	.5	213	66	.4	237	78	.5	236	62	.4	195
W 25-54	42	.3	180	121	.7	436	87	.5	314	76	.5	235	64	.4	264	65	.4	225
M 35-64	61	.4	189	145	1.0	401	99	.7	263	83	.6	277	94	.7	301	61	.4	217
W 35-64	71	.5	226	153	1.0	472	103	.7	336	87	.6	236	93	.6	315	98	.7	283
+WLCE-FM																		
WYXR-FM																		
P 12+	131	.2	591	230	.4	831	179	.3	686	90	.1	471	196	.3	758	81	.1	349
Teens 12-17	4	.1	25	6	.1	32	12	.2	43	5	.1	19	8	.1	33	9	.2	25
M 18-34	27	.3	112	62	.7	174	52	.6	117	42	.5	136	42	.5	116	15	.2	61
W 18-34	30	.4	149	68	.8	267	41	.5	174	20	.2	157	49	.6	209	21	.3	128
M 18-49	52	.3	240	83	.5	273	72	.4	208	52	.3	210	70	.4	227	30	.2	85
W 18-49	52	.3	271	115	.7	463	80	.5	350	30	.2	212	91	.5	394	32	.2	208
M 25-49	49	.4	222	58	.4	208	39	.3	137	39	.3	150	45	.3	179	24	.2	59
W 25-49	50	.4	255	107	.8	404	63	.5	258	24	.2	162	68	.5	297	29	.2	173
M 25-54	58	.4	234	68	.4	229	44	.3	159	40	.3	158	49	.3	201	27	.2	76
W 25-54	58	.4	263	122	.8	438	68	.4	276	24	.1	162	76	.5	317	36	.2	188
M 35-64	39	.3	151	31	.2	119	24	.2	113	11	.1	83	36	.3	148	18	.1	40
W 35-64	30	.2	134	64	.4	238	46	.3	204	10	.1	59	53	.4	214	18	.1	95
WMGK-FM																		
P 12+	174	.3	657	401	.7	1314	285	.5	939	108	.2	471	211	.3	877	197	.3	703
Teens 12-17	3	.1	11	11	.2	41	10	.2	51	2	.1	17	5	.1	27	8	.1	39
M 18-34	28	.3	102	86	1.0	227	71	.8	133	26	.3	91	34	.4	123	26	.3	76
W 18-34	9	.1	54	48	.6	225	40	.5	140	17	.2	83	28	.3	156	37	.4	102
M 18-49	94	.6	305	208	1.2	574	138	.8	408	51	.3	206	99	.6	332	80	.5	300
W 18-49	57	.3	258	125	.7	527	99	.6	371	49	.3	228	76	.4	399	72	.4	253
M 25-49	88	.7	285	180	1.3	520	105	.8	353	40	.3	167	85	.6	290	58	.4	252
W 25-49	55	.4	248	119	.9	478	94	.7	323	48	.3	208	72	.5	375	63	.5	219
M 25-54	102	.7	329	203	1.3	593	124	.8	401	43	.3	176	92	.6	324	69	.4	290
W 25-54	55	.3	248	131	.8	518	101	.6	345	48	.3	208	86	.5	400	73	.4	252
M 35-64	80	.6	247	152	1.1	442	93	.7	340	28	.2	132	73	.5	262	70	.5	276
W 35-64	50	.3	217	92	.6	350	66	.4	253	32	.2	145	67	.5	292	49	.3	199
WMMR-FM																		
P 12+	143	.2	511	221	.4	1033	183	.3	716	70	.1	471	128	.2	650	126	.2	647
Teens 12-17	2	.1	17	16	.3	92	19	.3	49	6	.1	42	7	.1	55	17	.3	82
M 18-34	34	.4	127	41	.5	270	60	.7	231	21	.3	154	21	.3	106	34	.4	194
W 18-34	17	.2	73	40	.5	196	32	.4	166	13	.2	93	27	.3	103	30	.4	115
M 18-49	86	.5	295	106	.6	525	94	.6	358	30	.2	227	60	.4	305	57	.3	327
W 18-49	35	.2	128	67	.4	316	50	.3	248	21	.1	157	46	.3	211	46	.3	193
M 25-49	71	.5	257	92	.7	411	63	.5	220	20	.1	155	55	.4	273	35	.3	196
W 25-49	23	.2	101	45	.3	219	37	.3	182	13	.1	107	26	.2	150	32	.2	142
M 25-54	79	.5	294	104	.7	459	69	.4	255	22	.1	164	65	.4	323	40	.3	217
W 25-54	23	.1	101	46	.3	228	37	.2	182	14	.1	124	29	.2	167	34	.2	167
M 35-64	64	.5	223	82	.6	322	44	.3	171	11	.1	81	50	.4	257	28	.2	153
W 35-64	26	.2	72	43	.3	153	28	.2	99	18	.1	89	22	.1	126	18	.1	104
WNAP-AM																		
P 12+	* 22		56	43	.1	116	* 25		55			15		55	* 32	.1	41	
Teens 12-17	3	.1	7	10	.2	22	5	.1	13									
M 18-34	1		5	5	.1	13	6	.1	13			2		11				
W 18-34	4		10	2		17	5	.1	10			2		11	12	.1	17	
M 18-49	1		5	7		13	6		13			2		11				
W 18-49	12	.1	31	17	.1	56	14	.1	30			7		29	16	.1	25	
M 25-49	1		5	7	.1	17	6		13									
W 25-49	8	.1	22	15	.1	47	9	.1	20			6		22	4		9	
M 25-54	6		14	7		17	6		13			3		8	8	.1	8	
W 25-54	8		22	22	.1	55	9	.1	20			6		22	4		9	
M 35-64	5		8	2		4						3		8	8	.1	8	
W 35-64	8	.1	22	21	.1	48	9	.1	20			8	.1	26	12	.1	16	

* Listener estimates adjusted for reported broadcast schedule.

+ Station(s) changed call letters - see Page 13.

DMA Target Listeners

		AQH and Cume Persons																	
		Saturday 6AM-10AM			Saturday 10AM-3PM			Saturday 3PM-7PM			Saturday 7PM-MID			Sunday 10AM-3PM			Sunday 3PM-7PM		
		AQH (00)	AQH Rtg	Cume (00)	AQH (00)	AQH Rtg	Cume (00)	AQH (00)	AQH Rtg	Cume (00)	AQH (00)	AQH Rtg	Cume (00)	AQH (00)	AQH Rtg	Cume (00)	AQH (00)	AQH Rtg	Cume (00)
WGLF-FM																			
P 12+		303	.5	1088	440	.7	1481	361	.6	1205	195	.3	717	365	.6	1212	331	.5	887
Teens 12-17		11	.2	36	22	.4	63	34	.6	70	19	.3	49	11	.2	35	14	.2	36
M 18-34		11	.1	44	27	.3	64	15	.2	39	6	.1	39	10	.1	48	1		10
W 18-34		12	.1	50	15	.2	79	18	.2	40	6	.1	34	6	.1	46	12	.1	22
M 18-49		55	.3	188	101	.6	243	70	.4	226	42	.3	135	50	.3	166	41	.2	134
W 18-49		44	.3	202	79	.5	370	78	.5	289	47	.3	203	76	.4	289	78	.5	203
M 25-49		48	.4	166	91	.7	224	67	.5	208	40	.3	118	45	.3	149	41	.3	129
W 25-49		43	.3	199	73	.5	347	75	.5	279	45	.3	195	73	.5	264	66	.5	184
M 25-54		75	.5	279	129	.8	389	106	.7	363	57	.4	184	97	.6	288	86	.5	250
W 25-54		76	.5	321	119	.7	513	114	.7	400	63	.4	270	104	.6	373	91	.6	253
M 35-64		111	.8	376	150	1.1	466	138	1.0	483	77	.6	241	133	1.0	415	129	.9	365
W 35-64		120	.8	437	165	1.1	628	127	.9	486	75	.5	314	155	1.0	513	127	.9	375
WPEN-AM																			
P 12+		354	.6	969	439	.7	1183	295	.5	816	126	.2	369	234	.4	755	203	.3	567
Teens 12-17		2		8	6	.1	8	5	.1	8									
M 18-34		6	.1	11	6	.1	11	8	.1	11	1		11	6	.1	11	3		11
W 18-34					9	.1	9	9	.1	9	4		9	4		9			
M 18-49		19	.1	29	11	.1	29	17	.1	37	7		29	24	.1	55	5		20
W 18-49		5		17	24	.1	37	21	.1	25	4		9	20	.1	51	9	.1	9
M 25-49		19	.1	29	11	.1	29	17	.1	37	7	.1	29	24	.2	55	5		20
W 25-49		5		17	24	.2	37	21	.2	25	4		9	20	.1	51	9	.1	9
M 25-54		19	.1	29	11	.1	29	17	.1	37	9	.1	37	26	.2	64	5		20
W 25-54		10	.1	31	28	.2	44	21	.1	25	4		9	28	.2	75	19	.1	34
M 35-64		31	.2	81	36	.3	67	10	.1	37	26	.2	71	26	.2	81	6		32
W 35-64		48	.3	148	70	.5	188	36	.2	101	6		17	43	.3	118	34	.2	77
WPHI-FM																			
P 12+		127	.2	442	259	.4	969	244	.4	815	216	.4	734	192	.3	755	158	.3	499
Teens 12-17		38	.7	120	62	1.1	256	86	1.5	267	62	1.1	221	49	.9	215	57	1.0	189
M 18-34		26	.3	85	71	.8	255	53	.6	159	46	.5	147	55	.7	173	27	.3	86
W 18-34		44	.5	171	82	1.0	291	69	.8	237	54	.6	238	75	.9	285	65	.8	176
M 18-49		42	.3	131	92	.6	327	66	.4	234	77	.5	210	60	.4	207	27	.2	94
W 18-49		47	.3	192	99	.6	363	88	.5	297	74	.4	280	76	.4	294	66	.4	184
M 25-49		26	.2	71	37	.3	141	20	.1	110	42	.3	105	28	.2	125	5		22
W 25-49		21	.2	109	54	.4	184	48	.3	137	33	.2	122	30	.2	112	17	.1	68
M 25-54		26	.2	71	37	.2	141	20	.1	110	42	.3	105	28	.2	125	5		22
W 25-54		21	.1	109	54	.3	192	48	.3	137	36	.2	140	33	.2	137	22	.1	94
M 35-64		16	.1	46	21	.2	72	14	.1	75	31	.2	63	5		34	1		8
W 35-64		3		22	17	.1	80	22	.1	65	24	.2	65	5		42	5		33
WPHT-AM																			
P 12+		25		85	22		125	28		109	18		67	52	.1	216	28		103
Teens 12-17																	2		8
M 18-34				4				1		9			5				1		9
W 18-34		1		4				4		8			8	2		8	1		9
M 18-49		2		7	2		18	4		25	4		10	5		9			
W 18-49		1		4				4		8			8	2		8			
M 25-49		2		7	2		18	3		16	4		10	5		9			
W 25-49		1		4				4		8			8	2		8	1		9
M 25-54		4		19	3		22	5		21	4		10	9	.1	25	3		13
W 25-54		1		7	2		16	5		16	2		15	2		10	2		11
M 35-64		4		19	3		22	9	.1	37	8	.1	22	21	.2	58	3		13
W 35-64		7		19	7		34	8	.1	24	3		26	8	.1	39	1		2
WPLY-FM																			
P 12+		129	.2	646	371	.6	1606	255	.4	988	179	.3	726	185	.3	908	161	.3	721
Teens 12-17		47	.8	202	72	1.3	386	55	1.0	197	40	.7	176	48	.9	246	50	.9	191
M 18-34		31	.4	136	137	1.6	472	76	.9	242	44	.5	164	46	.5	192	34	.4	164
W 18-34		26	.3	185	81	1.0	342	71	.9	261	69	.8	250	40	.5	224	41	.5	204
M 18-49		47	.3	213	150	.9	567	86	.5	290	53	.3	190	61	.4	275	45	.3	226
W 18-49		35	.2	232	136	.8	574	103	.6	432	77	.5	335	71	.4	360	60	.4	275
M 25-49		34	.3	161	86	.6	345	41	.3	179	26	.2	106	29	.2	137	21	.2	110
W 25-49		23	.2	141	92	.7	423	59	.4	290	36	.3	204	47	.3	247	36	.3	180
M 25-54		34	.2	161	91	.6	362	45	.3	196	29	.2	115	29	.2	137	21	.1	118
W 25-54		23	.1	141	94	.6	433	61	.4	301	37	.2	210	49	.3	261	37	.2	189
M 35-64		16	.1	76	21	.2	131	15	.1	75	12	.1	34	16	.1	83	12	.1	71
W 35-64		9	.1	47	57	.4	251	34	.2	182	15	.1	102	34	.2	151	21	.1	80

* Listener estimates adjusted for reported broadcast schedule. + Station(s) changed call letters - see Page 13.

DMA Target Listeners

		AQH and Cume Persons																	
		Saturday 6AM-10AM			Saturday 10AM-3PM			Saturday 3PM-7PM			Saturday 7PM-MID			Sunday 10AM-3PM			Sunday 3PM-7PM		
		AQH (00)	AQH Rtg	Cume (00)	AQH (00)	AQH Rtg	Cume (00)	AQH (00)	AQH Rtg	Cume (00)	AQH (00)	AQH Rtg	Cume (00)	AQH (00)	AQH Rtg	Cume (00)	AQH (00)	AQH Rtg	Cume (00)
WSSJ-AM																			
P 12+		22		45	44	.1	91	71	.1	109	41	.1	79	40	.1	84	24		41
Teens 12-17					2		8	4	.1	8	3	.1	11						
M 18-34					1		8				5	.1	12	11	.1	18			
W 18-34		10	.1	23	18	.2	28	24	.3	38	8	.1	22	10	.1	18	5	.1	9
M 18-49		3		13	23	.1	47	31	.2	39	22	.1	29	22	.1	48			
W 18-49		19	.1	32	19	.1	36	28	.2	46	10	.1	30	10	.1	18	5		9
M 25-49		3		13	22	.2	39	31	.2	39	22	.2	29	11	.1	30			
W 25-49		12	.1	22	7	.1	17	17	.1	27	10	.1	30	7	.1	9	5		9
M 25-54		3		13	22	.1	39	31	.2	39	22	.1	29	11	.1	30			
W 25-54		12	.1	22	7		17	22	.1	35	16	.1	39	13	.1	18	9	.1	18
M 35-64		3		13	22	.2	39	31	.2	39	17	.1	17	11	.1	30			
W 35-64		9	.1	9	2		8	12	.1	26	8	.1	17	8	.1	18	9	.1	18
WUSL-FM																			
P 12+		293	.5	952	629	1.0	1981	490	.8	1515	403	.7	1225	439	.7	1515	312	.5	976
Teens 12-17		72	1.3	242	146	2.6	577	90	1.6	292	110	2.0	390	72	1.3	307	71	1.3	247
M 18-34		78	.9	241	146	1.7	429	154	1.8	402	141	1.7	341	57	.7	214	54	.6	157
W 18-34		93	1.1	299	245	2.9	660	129	1.5	477	114	1.4	349	192	2.3	571	105	1.3	352
M 18-49		89	.5	295	168	1.0	512	185	1.1	500	156	.9	390	87	.5	332	76	.5	213
W 18-49		109	.6	340	284	1.7	792	161	.9	585	130	.8	405	235	1.4	727	134	.8	439
M 25-49		55	.4	187	85	.6	257	118	.9	323	79	.6	187	56	.4	213	36	.3	96
W 25-49		65	.5	190	136	1.0	405	78	.6	276	59	.4	181	112	.8	384	58	.4	190
M 25-54		55	.4	187	91	.6	270	129	.8	340	81	.5	190	57	.4	217	45	.3	113
W 25-54		72	.4	227	141	.9	438	87	.5	320	61	.4	201	129	.8	435	65	.4	223
M 35-64		10	.1	55	28	.2	105	50	.4	131	17	.1	53	35	.3	133	30	.2	73
W 35-64		23	.2	79	45	.3	165	47	.3	175	18	.1	76	70	.5	232	35	.2	121
WVDB-FM																			
P 12+		332	.5	938	324	.5	925	137	.2	404	75	.1	321	678	1.1	1323	90	.1	328
Teens 12-17																			
M 18-34		4		39	2		21	6	.1	28				18	.2	37	4		11
W 18-34		7	.1	19	4		27	3		18	1		9	36	.4	97	9	.1	19
M 18-49		29	.2	129	37	.2	150	7		38	6		23	127	.8	213	8		32
W 18-49		33	.2	76	23	.1	75	6		21	3		12	105	.6	213	10	.1	29
M 25-49		26	.2	111	37	.3	150	7	.1	38	6		23	127	.9	213	8	.1	32
W 25-49		30	.2	66	22	.2	64	6		21	3		12	91	.7	181	2		15
M 25-54		44	.3	165	59	.4	192	16	.1	54	11	.1	46	143	.9	273	13	.1	48
W 25-54		39	.2	97	30	.2	102	6		21	8		28	136	.8	259	2		23
M 35-64		77	.6	226	96	.7	278	35	.3	108	17	.1	81	178	1.3	349	20	.1	76
W 35-64		73	.5	180	62	.4	194	18	.1	63	27	.2	93	170	1.1	307	13	.1	55
WXTU-FM																			
P 12+		270	.4	913	434	.7	1321	249	.4	752	89	.1	450	384	.6	1117	215	.4	669
Teens 12-17		4	.1	17	8	.1	8	5	.1	13	8	.1	30	10	.2	19	1		5
M 18-34		42	.5	88	63	.8	160	37	.4	102	6	.1	41	44	.5	105	29	.3	74
W 18-34		23	.3	121	34	.4	165	11	.1	55	11	.1	69	36	.4	151	28	.3	98
M 18-49		84	.5	211	137	.8	356	58	.3	160	13	.1	81	102	.6	219	43	.3	146
W 18-49		42	.2	202	67	.4	305	21	.1	136	16	.1	103	64	.4	268	47	.3	176
M 25-49		83	.6	201	127	.9	325	57	.4	145	12	.1	79	100	.7	207	39	.3	127
W 25-49		34	.2	159	49	.4	231	18	.1	116	14	.1	85	50	.4	225	40	.3	148
M 25-54		91	.6	230	156	1.0	408	78	.5	210	20	.1	123	117	.7	270	65	.4	183
W 25-54		47	.3	214	68	.4	295	37	.2	172	15	.1	97	70	.4	288	54	.3	183
M 35-64		72	.5	248	142	1.0	406	60	.4	197	17	.1	109	97	.7	264	49	.4	157
W 35-64		50	.3	212	100	.7	315	62	.4	218	27	.2	96	96	.6	318	58	.4	182
WYSP-FM																			
P 12+		243	.4	771	357	.6	1265	249	.4	836	142	.2	541	804	1.3	2661	666	1.1	2313
Teens 12-17		13	.2	64	27	.5	117	21	.4	94	16	.3	62	56	1.0	206	51	.9	166
M 18-34		96	1.1	318	158	1.9	530	103	1.2	298	72	.9	252	273	3.3	810	203	2.4	665
W 18-34		38	.5	127	39	.5	169	37	.4	169	22	.3	103	59	.7	262	49	.6	210
M 18-49		136	.8	431	216	1.3	699	150	.9	430	91	.5	338	455	2.7	1348	374	2.2	1169
W 18-49		73	.4	234	93	.5	377	69	.4	277	33	.2	124	114	.7	478	91	.5	397
M 25-49		118	.9	362	155	1.2	469	97	.7	277	54	.4	226	373	2.8	1095	295	2.2	930
W 25-49		58	.4	179	72	.5	299	49	.4	189	17	.1	68	98	.7	385	74	.5	313
M 25-54		131	.8	394	170	1.1	513	101	.6	294	56	.4	235	422	2.7	1264	327	2.1	1056
W 25-54		58	.4	179	72	.4	299	51	.3	198	18	.1	77	104	.6	400	80	.5	345
M 35-64		61	.4	155	79	.6	240	54	.4	159	21	.2	95	273	2.0	862	239	1.7	771
W 35-64		35	.2	107	53	.4	208	34	.2	117	12	.1	29	84	.6	313	72	.5	309

* Listener estimates adjusted for reported broadcast schedule. + Station(s) changed call letters - see Page 13.

DMA Target Listeners

AQH and Cume Persons

	Saturday 6AM-10AM			Saturday 10AM-3PM			Saturday 3PM-7PM			Saturday 7PM-MID			Sunday 10AM-3PM			Sunday 3PM-7PM		
	AQH (00)	AQH Rtg	Cume (00)	AQH (00)	AQH Rtg	Cume (00)	AQH (00)	AQH Rtg	Cume (00)	AQH (00)	AQH Rtg	Cume (00)	AQH (00)	AQH Rtg	Cume (00)	AQH (00)	AQH Rtg	Cume (00)
WAEB-AM																		
P 12+	57	.1	147	39	.1	128	24		76	9		30	27		80	17		59
Teens 12-17						3												
M 18-34	2		4	3		8	1		8	2		4	2		9	1		4
W 18-34	3		11	1		4												4
M 18-49	5		19	11	.1	33	7		27	3		7	6		18	3		13
W 18-49	3		13	2		14	1		3			1	1		3			4
M 25-49	5		19	11	.1	33	7	.1	22	3		7	4		9	2		9
W 25-49	3		13	2		14	1		3			1	1		3			4
M 25-54	8	.1	27	13	.1	40	8	.1	26	3		7	4		13	4		17
W 25-54	8		21	2		17	1		3			2	2		5	1		6
M 35-64	13	.1	35	11	.1	36	11	.1	26			3	7	.1	21	8	.1	25
W 35-64	7		14	1		13	2		6	1		4	2		9	1		3
WAEB-FM																		
P 12+	85	.1	318	146	.2	499	94	.2	328	56	.1	218	103	.2	385	75	.1	286
Teens 12-17	16	.3	64	10	.2	53	13	.2	53	13	.2	65	16	.3	65	17	.3	51
M 18-34	12	.1	25	22	.3	62	13	.2	29	15	.2	42	18	.2	47	8	.1	36
W 18-34	19	.2	72	44	.5	150	34	.4	112	11	.1	49	30	.4	126	24	.3	104
M 18-49	22	.1	62	34	.2	105	25	.1	79	20	.1	55	27	.2	85	13	.1	51
W 18-49	37	.2	146	83	.5	290	52	.3	183	21	.1	88	54	.3	199	42	.2	164
M 25-49	15	.1	45	19	.1	71	14	.1	57	7	.1	20	14	.1	53	10	.1	38
W 25-49	32	.2	114	63	.5	210	38	.3	126	16	.1	60	41	.3	150	31	.2	114
M 25-54	16	.1	52	21	.1	78	14	.1	57	7		20	14	.1	57	11	.1	42
W 25-54	36	.2	130	68	.4	226	39	.2	132	16	.1	63	41	.3	153	31	.2	116
M 35-64	12	.1	48	14	.1	55	12	.1	49	5		12	11	.1	56	6		30
W 35-64	26	.2	97	51	.3	168	21	.1	85	12	.1	48	27	.2	83	20	.1	66
WAYV-FM																		
P 12+	21		77	32	.1	137	27		102	13		62	24		95	24		86
Teens 12-17	6	.1	17	8	.1	29	10	.2	36	6	.1	28	2		14	3	.1	12
M 18-34	2		12	4		29	4		20	1		5	4		16	7	.1	29
W 18-34	4		13	6	.1	21	7	.1	17	2		12	8	.1	19	8	.1	14
M 18-49	3		16	6		38	5		27	3		11	5		24	8		33
W 18-49	8		34	18	.1	63	12	.1	38	3		18	15	.1	50	13	.1	41
M 25-49	2		9	4		24	4		22	3		9	5		20	5		23
W 25-49	8	.1	26	14	.1	55	9	.1	33	1		13	12	.1	47	10	.1	37
M 25-54	3		12	4		27	4		22	3		9	5		22	5		23
W 25-54	9	.1	29	14	.1	55	9	.1	33	1		13	12	.1	47	10	.1	37
M 35-64	3		12	2		18	1		8	2		9	2		14	1		4
W 35-64	6		23	11	.1	42	5		22	1		9	7		32	5		27
WBNJ-FM																		
P 12+	3		18	4		13	2		9				3		15	1		2
Teens 12-17	2		11	3	.1	11			2				2		9			
M 18-34																		
W 18-34			3						3									
M 18-49																		
W 18-49	1		5	1		2	1		5				1		2	1		2
M 25-49																		
W 25-49	1		5	1		2	1		5				1		2	1		2
M 25-54																		
W 25-54	1		5	1		2	1		5				1		2	1		2
M 35-64			2			1			2						1			2
W 35-64	1		2	1		2	1		2				1		2	1		2
WTTH-FM																		
P 12+	28		85	37	.1	110	28		88	16		55	19		72	14		36
Teens 12-17				2		9	2		6				2		6	1		5
M 18-34	6	.1	22	5	.1	20	7	.1	24	6	.1	23	5		11	3		8
W 18-34	3		16	6	.1	18	2		5	2		13	5	.1	17	1		5
M 18-49	11	.1	35	9	.1	32	11	.1	36	9	.1	30	4		19	6		15
W 18-49	11	.1	38	11	.1	34	10	.1	25	6		21	8		26	5		10
M 25-49	9	.1	30	6		22	4		14	5		13	2		9	3		8
W 25-49	11	.1	35	9	.1	27	9	.1	21	5		14	6		14	3		6
M 25-54	9	.1	32	7		26	5		18	5		13	3		13	3		8
W 25-54	11	.1	37	14	.1	33	10	.1	23	5		14	7		19	4		9
M 35-64	6		17	7	.1	19	5		19	3		6	3		13	3		8
W 35-64	11	.1	25	11	.1	27	11	.1	28	5		13	6		18	3		6

* Listener estimates adjusted for reported broadcast schedule. † Station(s) changed call letters - see Page 13.

DMA Target Listeners

		AQH and Cume Persons																	
		Saturday 6AM-10AM			Saturday 10AM-3PM			Saturday 3PM-7PM			Saturday 7PM-MID			Sunday 10AM-3PM			Sunday 3PM-7PM		
		AQH (00)	AQH Rtg	Cume (00)	AQH (00)	AQH Rtg	Cume (00)	AQH (00)	AQH Rtg	Cume (00)	AQH (00)	AQH Rtg	Cume (00)	AQH (00)	AQH Rtg	Cume (00)	AQH (00)	AQH Rtg	Cume (00)
WBYN-FM																			
P 12+		27		103	18		63	29		84	10		35	36	.1	129	33	.1	74
Teens 12-17		1		7										2		10			3
M 18-34																			
W 18-34		3		11	2		7	1		4	1		7	2		20	3		16
M 18-49		5		18	2		6	2		6	2		3	1		6	2		3
W 18-49		11	.1	42	5		27	20	.1	44	4		17	7		49	6		23
M 25-49		5		18	2		6	2		6	2		3	1		6	2		3
W 25-49		11	.1	38	5		27	20	.1	44	4		17	7	.1	49	6		23
M 25-54		7		22	2		6	4		10	3		7	1		6	2		3
W 25-54		14	.1	46	5		29	21	.1	46	4		20	11	.1	57	9	.1	28
M 35-64		7	.1	22	2		6	5		18	3		7	1		6	2		3
W 35-64		12	.1	42	8	.1	34	21	.1	46	3		12	12	.1	50	6		12
WCTO-FM																			
P 12+		113	.2	313	150	.2	416	110	.2	280	59	.1	165	87	.1	299	80	.1	210
Teens 12-17		1		3	10	.2	14	8	.1	11	1		3	1		3			3
M 18-34		15	.2	45	21	.3	41	20	.2	37	22	.3	28	11	.1	29	20	.2	29
W 18-34		13	.2	57	19	.2	90	18	.2	64	11	.1	45	9	.1	42	10	.1	42
M 18-49		26	.2	73	34	.2	84	33	.2	68	27	.2	46	31	.2	87	27	.2	54
W 18-49		27	.2	92	41	.2	154	32	.2	98	13	.1	56	21	.1	93	25	.1	86
M 25-49		22	.2	60	23	.2	67	22	.2	46	15	.1	33	26	.2	70	14	.1	36
W 25-49		23	.2	69	36	.3	127	27	.2	79	9	.1	40	18	.1	73	20	.1	63
M 25-54		28	.2	88	30	.2	95	26	.2	60	16	.1	41	32	.2	84	18	.1	44
W 25-54		25	.2	82	40	.2	148	28	.2	87	10	.1	43	22	.1	89	22	.1	66
M 35-64		26	.2	76	28	.2	97	20	.1	49	10	.1	34	27	.2	80	15	.1	44
W 35-64		29	.2	80	42	.3	124	20	.1	70	4		25	23	.2	101	23	.2	66
WOSD-FM																			
P 12+		58	.1	184	56	.1	144	30		103	16		56	58	.1	150	28		137
Teens 12-17		6	.1	23	12	.2	12	6	.1	12			7	.1		12			
M 18-34		7	.1	16	2		8			4			4			16			
W 18-34		5	.1	26	9	.1	21	7	.1	30	2		12	7	.1	18	4		31
M 18-49		10	.1	34	4		13	1		9			9	.1		37	5		21
W 18-49		5		26	11	.1	33	8		41	5		25	12	.1	37	4		34
M 25-49		3		17	2		4	1		4			8	.1		29	5		21
W 25-49		4		10	10	.1	25	6		26	4		17	12	.1	29	1		7
M 25-54		4		26	2		4	1		4			8	.1		29	10	.1	42
W 25-54		9	.1	37	11	.1	35	8		35	6		24	22	.1	49	4		23
M 35-64		26	.2	54	6		13	1		8			10	.1		37	14	.1	54
W 35-64		12	.1	52	15	.1	47	7		25	10	.1	31	22	.1	46	5		27
WEEU-AM																			
P 12+		57	.1	152	62	.1	218	33	.1	112	9		35	38	.1	113	12		41
Teens 12-17					1		5												
M 18-34					1		14				1		6	5	.1	16			
W 18-34					6	.1	10	5	.1	10									
M 18-49		6		22	13	.1	51	7		22	1		6	7		24			
W 18-49					9	.1	29	5		10							1		6
M 25-49		6		22	12	.1	45	7	.1	22			7	.1		24			
W 25-49					3		19										1		6
M 25-54		9	.1	35	21	.1	66	11	.1	35			14	.1		37			
W 25-54		3		13	6		32	2		13							1		6
M 35-64		9	.1	35	25	.2	66	12	.1	43	2		8	12	.1	30	2		8
W 35-64		17	.1	35	11	.1	43	8	.1	24			4			11	1		6
WFPG-FM																			
P 12+		31	.1	114	53	.1	147	35	.1	131	19		57	25		124	23		74
Teens 12-17					5	.1	10			1			6	.1		14	4	.1	8
M 18-34		2		5	3		13	4		13	3		10			2			
W 18-34		1		6	8	.1	24	6	.1	22	2		11	3		9	2		7
M 18-49		9	.1	30	17	.1	33	12	.1	30	5		14	4		19	1		5
W 18-49		5		24	10	.1	36	9	.1	37	5		21	9	.1	47	3		16
M 25-49		9	.1	30	16	.1	29	11	.1	27	5		12	4		19	1		5
W 25-49		4		20	8	.1	32	9	.1	37	5		19	8	.1	45	3		14
M 25-54		9	.1	36	17	.1	35	12	.1	33	5		12	6		21	2		7
W 25-54		6		34	12	.1	53	13	.1	56	5		19	10	.1	48	5		20
M 35-64		9	.1	38	19	.1	41	11	.1	33	3		9	7	.1	28	3		12
W 35-64		10	.1	41	10	.1	40	10	.1	43	3		10	11	.1	58	9	.1	28

* Listener estimates adjusted for reported broadcast schedule. + Station(s) changed call letters - see Page 13.

DMA Target Listeners

		AQH and Cume Persons																	
		Saturday 6AM-10AM			Saturday 10AM-3PM			Saturday 3PM-7PM			Saturday 7PM-MID			Sunday 10AM-3PM			Sunday 3PM-7PM		
		AQH (00)	AQH Rtg	Cume (00)	AQH (00)	AQH Rtg	Cume (00)	AQH (00)	AQH Rtg	Cume (00)	AQH (00)	AQH Rtg	Cume (00)	AQH (00)	AQH Rtg	Cume (00)	AQH (00)	AQH Rtg	Cume (00)
WJBR-FM																			
P 12+		64	.1	242	109	.2	412	64	.1	240	59	.1	193	95	.2	352	61	.1	220
Teens 12-17		1		6	5	.1	27	3	.1	11	4	.1	15	5	.1	24	2		13
M 18-34		3		11	2		16	7	.1	33	9	.1	37	4		24	1		5
W 18-34		12	.1	39	5	.1	43	7	.1	23	20	.2	51	15	.2	35	15	.2	31
M 18-49		15	.1	44	12	.1	57	15	.1	54	11	.1	53	17	.1	73	11	.1	46
W 18-49		24	.1	111	37	.2	142	26	.2	89	22	.1	69	33	.2	113	29	.2	82
M 25-49		15	.1	44	12	.1	57	15	.1	54	10	.1	48	16	.1	69	11	.1	46
W 25-49		18	.1	96	35	.3	123	21	.2	74	13	.1	54	23	.2	98	17	.1	67
M 25-54		20	.1	49	15	.1	67	18	.1	67	25	.2	70	17	.1	74	12	.1	51
W 25-54		25	.2	115	47	.3	145	21	.1	77	15	.1	67	37	.2	142	18	.1	70
M 35-64		20	.1	52	20	.1	72	12	.1	41	16	.1	38	17	.1	65	12	.1	52
W 35-64		21	.1	99	53	.4	155	26	.2	93	8	.1	42	48	.3	170	22	.1	83
WJKS-FM																			
P 12+		19		86	39	.1	169	47	.1	108	50	.1	126	17		81	19		69
Teens 12-17		7	.1	28	7	.1	39	5	.1	14	4	.1	14	1		5	4	.1	16
M 18-34					7	.1	32	14	.2	30	21	.3	51	2		21	1		8
W 18-34		9	.1	43	12	.1	64	14	.2	40	11	.1	40	4		32	5	.1	27
M 18-49		1		4	16	.1	53	22	.1	42	27	.2	63	10	.1	34	5		12
W 18-49		11	.1	54	16	.1	75	21	.1	51	18	.1	48	5		40	6		30
M 25-49		1		4	12	.1	32	11	.1	20	18	.1	45	10	.1	26	4		4
W 25-49		4		15	5		15	11	.1	22	15	.1	26	4		20	4		14
M 25-54		1		4	12	.1	33	11	.1	22	18	.1	45	11	.1	28	5		6
W 25-54		4		15	5		15	11	.1	22	15	.1	26	4		20	4		14
M 35-64		1		4	9	.1	23	7	.1	14	6		12	9	.1	14	5		6
W 35-64		2		11	3		11	7		11	7		7	1		8	1		3
WKAP-AM																			
P 12+		36	.1	122	62	.1	156	41	.1	133	5		26	42	.1	133	23		57
Teens 12-17					1		4			4									
M 18-34																			
W 18-34					3		15	3		15									
M 18-49					3		15	3		15									
W 18-49																			
M 25-49					5		19	4		19									
W 25-49					1		3	1		3									
M 25-54					12	.1	31	8	.1	31				2		12			
W 25-54					2		8	3		10				3		14			
M 35-64																			
W 35-64					2		6	3		10				3		14	1		4
WKXV-FM																			
P 12+		49	.1	238	79	.1	296	48	.1	168	17		109	55	.1	167	33	.1	124
Teens 12-17					3	.1	25	4	.1	8	1		7						
M 18-34		3		20	10	.1	29				4		23			4	1		6
W 18-34				4	3		11	5	.1	29	2		27	11	.1	28	4		15
M 18-49		11	.1	77	16	.1	69	5		31	4		32	8		37	13		39
W 18-49		8		40	13	.1	83	16	.1	68	6		36	21	.1	51	11	.1	43
M 25-49		11	.1	77	16	.1	69	5		31	2		19	8	.1	37	12	.1	33
W 25-49		8	.1	40	11	.1	79	15	.1	64	6		36	21	.2	51	7	.1	32
M 25-54		14	.1	87	32	.2	92	16	.1	47	2		19	15	.1	55	13	.1	41
W 25-54		14	.1	57	15	.1	98	20	.1	78	6		36	22	.1	60	9	.1	39
M 35-64		20	.1	104	34	.2	94	17	.1	52	3		15	19	.1	71	15	.1	50
W 35-64		16	.1	72	15	.1	104	19	.1	68	4		13	12	.1	38	10	.1	41
WLEV-FM																			
P 12+		67	.1	199	109	.2	327	66	.1	218	38	.1	144	49	.1	223	39	.1	127
Teens 12-17				5	2		7	2		3			5	3	.1	17	3	.1	3
M 18-34		1		4	4		16	8	.1	12	3		8	1		4	2		8
W 18-34		11	.1	30	18	.2	75	10	.1	37	4		24	5	.1	31	5	.1	20
M 18-49		6		22	18	.1	65	15	.1	39	10	.1	30	5		29	3		17
W 18-49		25	.1	76	46	.3	147	26	.2	96	16	.1	67	16	.1	80	15	.1	56
M 25-49		6		22	18	.1	65	15	.1	39	10	.1	30	5		29	3		17
W 25-49		18	.1	60	37	.3	112	17	.1	71	16	.1	67	16	.1	80	14	.1	52
M 25-54		7		30	21	.1	83	16	.1	50	10	.1	33	6		39	3		21
W 25-54		19	.1	68	44	.3	125	21	.1	79	17	.1	69	18	.1	93	14	.1	54
M 35-64		12	.1	42	23	.2	87	12	.1	58	10	.1	30	12	.1	61	10	.1	42
W 35-64		23	.2	76	48	.3	111	22	.1	88	15	.1	57	22	.1	89	12	.1	42

* Listener estimates adjusted for reported broadcast schedule. + Station(s) changed call letters - see Page 13.

ARBITRON

DMA Target Listeners

		AQH and Cume Persons																	
		Saturday 6AM-10AM			Saturday 10AM-3PM			Saturday 3PM-7PM			Saturday 7PM-MID			Sunday 10AM-3PM			Sunday 3PM-7PM		
		AQH (00)	AQH Rtg	Cume (00)	AQH (00)	AQH Rtg	Cume (00)	AQH (00)	AQH Rtg	Cume (00)	AQH (00)	AQH Rtg	Cume (00)	AQH (00)	AQH Rtg	Cume (00)	AQH (00)	AQH Rtg	Cume (00)
WNJO-FM																			
P 12+		41	.1	156	79	.1	304	85	.1	342	31	.1	159	55	.1	252	61	.1	196
Teens 12-17					3	.1	21	1		12				3	.1	4	3	.1	8
M 18-34		2		9	4		15	3		6	1		6			5			
W 18-34		2		4	4		4	1		7						4	2		12
M 18-49		9	.1	44	15	.1	73	26	.2	103	7		47	16	.1	67	10	.1	40
W 18-49		16	.1	41	26	.2	58	14	.1	59	3		31	14	.1	63	13	.1	38
M 25-49		9	.1	44	15	.1	73	26	.2	103	7	.1	47	16	.1	67	10	.1	40
W 25-49		13	.1	37	22	.2	54	13	.1	56	3		31	14	.1	63	13	.1	34
M 25-54		10	.1	48	19	.1	96	34	.2	134	10	.1	62	18	.1	79	14	.1	59
W 25-54		15	.1	47	27	.2	60	14	.1	58	3		31	14	.1	70	14	.1	42
M 35-64		15	.1	65	28	.2	128	45	.3	167	18	.1	88	22	.2	109	22	.2	69
W 35-64		19	.1	64	32	.2	103	29	.2	118	6		48	20	.1	92	25	.2	72
WODE-FM																			
P 12+		86	.1	281	131	.2	410	75	.1	267	34	.1	151	68	.1	280	49	.1	197
Teens 12-17		2		13	1		7	3	.1	20	2		8	1		15	1		6
M 18-34		2		18	11	.1	37	3		16			6	.1	18	3		15	
W 18-34		1		7	4		15	4		8	2		11	.1	23	1		4	
M 18-49		17	.1	64	41	.2	99	20	.1	56	2		12	14	.1	48	11	.1	30
W 18-49		22	.1	63	29	.2	107	21	.1	76	11	.1	61	17	.1	68	12	.1	40
M 25-49		15	.1	50	35	.3	78	19	.1	46	2		12	11	.1	33	11	.1	30
W 25-49		21	.2	59	28	.2	100	17	.1	68	10	.1	53	15	.1	56	11	.1	36
M 25-54		24	.2	79	54	.3	139	27	.2	79	8	.1	35	25	.2	91	16	.1	58
W 25-54		33	.2	94	36	.2	126	25	.2	87	15	.1	69	25	.2	85	16	.1	49
M 35-64		32	.2	103	60	.4	162	34	.2	106	12	.1	51	29	.2	123	20	.1	75
W 35-64		42	.3	113	46	.3	158	31	.2	114	19	.1	81	25	.2	93	21	.1	75
WPST-FM																			
P 12+		111	.2	459	210	.3	1096	166	.3	696	90	.1	435	134	.2	715	111	.2	502
Teens 12-17		30	.5	123	54	1.0	321	36	.6	149	24	.4	133	24	.4	190	29	.5	149
M 18-34		12	.1	72	36	.4	208	26	.3	104	13	.2	42	28	.3	146	20	.2	69
W 18-34		26	.3	103	48	.6	284	41	.5	218	28	.3	140	38	.5	193	37	.4	179
M 18-49		24	.1	130	50	.3	281	41	.2	178	26	.2	98	43	.3	214	28	.2	102
W 18-49		51	.3	188	94	.6	451	79	.5	331	36	.2	183	62	.4	277	53	.3	241
M 25-49		18	.1	88	31	.2	179	21	.2	117	13	.1	56	20	.1	121	8	.1	33
W 25-49		38	.3	153	69	.5	312	52	.4	186	15	.1	84	38	.3	183	29	.2	134
M 25-54		18	.1	92	35	.2	194	21	.1	117	13	.1	56	21	.1	125	9	.1	42
W 25-54		43	.3	167	73	.4	319	60	.4	207	16	.1	96	42	.3	200	29	.2	134
M 35-64		13	.1	62	18	.1	89	15	.1	74	13	.1	56	15	.1	72	9	.1	42
W 35-64		31	.2	99	53	.4	187	47	.3	138	9	.1	56	29	.2	114	16	.1	62
WPUR-FM																			
P 12+		33	.1	86	47	.1	112	29		88	6		21	34	.1	99	24		81
Teens 12-17							1			2			2						
M 18-34				2	3		9	4		14	1		7	2		7	5	.1	10
W 18-34		2		8	4		11	4		13			2	2		12	1		6
M 18-49		6		17	15	.1	33	10	.1	26	1		7	8		23	6		17
W 18-49		5		18	7		23	5		15	1		4	3		16	4		14
M 25-49		6		17	13	.1	28	8	.1	22			2	6		21	3		10
W 25-49		4		15	7	.1	22	4		13	1		2	3		12	3		11
M 25-54		7		20	17	.1	37	11	.1	28			2	8	.1	27	4		15
W 25-54		7		23	9	.1	31	6		19	1		3	6		20	5		18
M 35-64		14	.1	34	22	.2	43	12	.1	32	1		4	13	.1	39	5		26
W 35-64		11	.1	35	10	.1	36	3		12	1		3	8	.1	25	7		25
WRDX-FM																			
P 12+		30		86	73	.1	231	36	.1	141	17		94	27		96	22		90
Teens 12-17		1		4															
M 18-34		11	.1	46	27	.3	84	11	.1	38	8	.1	44	2		14	6	.1	37
W 18-34				8	7	.1	35	5	.1	20	2		15	8	.1	26	10	.1	33
M 18-49		24	.1	67	48	.3	142	20	.1	67	13	.1	60	7		37	7		48
W 18-49		5		15	13	.1	46	7		27	4		28	15	.1	46	14	.1	42
M 25-49		21	.2	59	46	.3	129	17	.1	61	6		35	7	.1	37	5		31
W 25-49		4		7	12	.1	38	6		19	4		28	7	.1	23	6		26
M 25-54		21	.1	59	46	.3	134	19	.1	71	7		40	8	.1	42	5		31
W 25-54		4		7	14	.1	48	7		26	4		28	7		23	6		26
M 35-64		14	.1	21	24	.2	70	13	.1	50	5		21	7	.1	32	1		12
W 35-64		4		7	8	.1	21	3		14	2		13	7		20	4		9

* Listener estimates adjusted for reported broadcast schedule. + Station(s) changed call letters - see Page 13.

DMA Target Listeners

AQH and Cume Persons

	Saturday 6AM-10AM			Saturday 10AM-3PM			Saturday 3PM-7PM			Saturday 7PM-MID			Sunday 10AM-3PM			Sunday 3PM-7PM		
	AQH (00)	AQH Rtg	Cume (00)	AQH (00)	AQH Rtg	Cume (00)	AQH (00)	AQH Rtg	Cume (00)	AQH (00)	AQH Rtg	Cume (00)	AQH (00)	AQH Rtg	Cume (00)	AQH (00)	AQH Rtg	Cume (00)
WRFY-FM																		
P 12+	48	.1	207	90	.1	326	66	.1	265	47	.1	221	65	.1	303	43	.1	209
Teens 12-17	1		12	11	.2	60	18	.3	61	3	.1	24	11	.2	65	2		21
M 18-34	12	.1	39	28	.3	68	15	.2	48	4		18	8	.1	61	12	.1	50
W 18-34	4		28	13	.2	60	8	.1	49	13	.2	65	13	.2	88	12	.1	64
M 18-49	22	.1	87	40	.2	115	26	.2	83	14	.1	65	12	.1	72	17	.1	65
W 18-49	18	.1	94	33	.2	135	15	.1	102	23	.1	121	36	.2	147	19	.1	103
M 25-49	17	.1	72	34	.3	90	24	.2	62	12	.1	59	8	.1	49	12	.1	53
W 25-49	15	.1	80	27	.2	111	13	.1	88	17	.1	98	35	.3	134	12	.1	80
M 25-54	17	.1	72	34	.2	90	24	.2	62	12	.1	59	8	.1	49	12	.1	53
W 25-54	17	.1	86	27	.2	111	13	.1	88	17	.1	98	35	.2	140	15	.1	92
M 35-64	10	.1	48	17	.1	55	12	.1	43	10	.1	46	4		11	8	.1	23
W 35-64	16	.1	73	21	.1	75	13	.1	64	16	.1	67	24	.2	69	9	.1	52
WSTW-FM																		
P 12+	60	.1	269	93	.2	406	69	.1	335	22		133	66	.1	285	56	.1	216
Teens 12-17	1		6	8	.1	57	9	.2	51	8	.1	40	5	.1	30	10	.2	36
M 18-34	15	.2	65	24	.3	95	15	.2	29	1		12	7	.1	37	9	.1	28
W 18-34	16	.2	79	31	.4	115	16	.2	112	2		25	19	.2	73	22	.3	73
M 18-49	25	.1	116	37	.2	136	29	.2	72	3		21	19	.1	101	15	.1	53
W 18-49	25	.1	119	43	.3	188	27	.2	180	9	.1	61	37	.2	136	29	.2	107
M 25-49	23	.2	105	33	.2	122	28	.2	67	3		17	14	.1	86	9	.1	38
W 25-49	15	.1	75	31	.2	143	18	.1	118	8	.1	51	24	.2	82	13	.1	46
M 25-54	29	.2	118	33	.2	122	28	.2	67	3		17	14	.1	86	9	.1	43
W 25-54	17	.1	78	32	.2	147	19	.1	121	9	.1	54	26	.2	89	13	.1	49
M 35-64	17	.1	64	14	.1	45	15	.1	47	2		9	12	.1	63	6		34
W 35-64	11	.1	43	16	.1	80	13	.1	75	8	.1	39	23	.2	81	8	.1	41
WZZO-FM																		
P 12+	76	.1	210	94	.2	252	71	.1	234	27		112	64	.1	232	43	.1	155
Teens 12-17	3	.1	11	1		8	1		11	3	.1	14	3	.1	18	2		11
M 18-34	28	.3	62	42	.5	87	28	.3	93	5	.1	36	20	.2	51	17	.2	42
W 18-34	5	.1	23	8	.1	34	5	.1	31	2		15	9	.1	34	4		26
M 18-49	59	.4	138	76	.5	160	56	.3	151	17	.1	61	46	.3	132	31	.2	96
W 18-49	11	.1	42	11	.1	56	13	.1	61	7		34	13	.1	66	7		37
M 25-49	58	.4	134	70	.5	143	49	.4	124	15	.1	52	44	.3	123	28	.2	77
W 25-49	5		23	7	.1	33	10	.1	38	7	.1	27	11	.1	54	5		26
M 25-54	60	.4	145	73	.5	154	50	.3	135	15	.1	56	45	.3	131	30	.2	85
W 25-54	5		23	8		41	10	.1	38	7		27	12	.1	60	6		29
M 35-64	34	.2	96	37	.3	84	29	.2	69	12	.1	28	27	.2	92	17	.1	62
W 35-64	5		19	5		30	8	.1	30	6		19	6		37	3		14
WIOV-FM																		
P 12+	39	.1	103	35	.1	104	13		60	14		52	51	.1	137	16		60
Teens 12-17	2		7						5							1		5
M 18-34	3		6	1		14				1		8	3		14			
W 18-34				1		10				6	.1	20	1		10	1		8
M 18-49	3		6	2		21			7	1		8	10	.1	31	3		17
W 18-49	5		12	9	.1	31	4		19	6		20	21	.1	49	11	.1	27
M 25-49				2		15			7	1		8	8	.1	25	3		17
W 25-49	5		12	8	.1	22	4		19			20	20	.1	39	10	.1	19
M 25-54	15	.1	22	10	.1	30	4		14	1		8	12	.1	33	3		17
W 25-54	8		19	11	.1	28	4		19	3		6	24	.1	52	10	.1	19
M 35-64	17	.1	31	9	.1	22	6		22	3		8	11	.1	25	3		17
W 35-64	8	.1	19	20	.1	50	6		30	3		6	34	.2	78	11	.1	31
TOTALS																		
P 12+	7677	12.6	21647	11219	18.4	28905	8094	13.3	21481	4674	7.7	14558	9074	14.9	24795	6373	10.5	17526
Teens 12-17	438	7.8	1409	773	13.8	2441	733	13.1	1945	522	9.3	1660	585	10.4	1990	568	10.1	1619
M 18-34	852	10.2	2337	1625	19.4	3744	1264	15.1	2852	840	10.0	2271	1150	13.7	2978	885	10.6	2353
W 18-34	800	9.6	2443	1684	20.2	4258	1178	14.2	3173	829	10.0	2525	1323	15.9	3557	980	11.8	2584
M 18-49	1889	11.3	5329	3185	19.1	7642	2372	14.2	5821	1506	9.0	4324	2435	14.6	6428	1743	10.5	4828
W 18-49	1786	10.5	5437	3236	19.0	8567	2319	13.6	6328	1423	8.3	4567	2583	15.1	7214	1772	10.4	4908
M 25-49	1632	12.2	4640	2565	19.1	6187	1807	13.5	4627	1104	8.2	3304	1993	14.9	5324	1323	9.9	3842
W 25-49	1480	10.7	4540	2536	18.4	6874	1796	13.0	4957	1010	7.3	3410	2013	14.6	5792	1288	9.3	3737
M 25-54	1962	12.5	5515	3033	19.3	7337	2107	13.4	5435	1231	7.9	3722	2373	15.1	6380	1622	10.3	4680
W 25-54	1803	11.1	5471	2973	18.3	8040	2079	12.8	5802	1140	7.0	3865	2426	14.9	6848	1522	9.4	4425
M 35-64	1859	13.4	5218	2602	18.8	6561	1790	12.9	4867	1005	7.3	3127	2105	15.2	5758	1483	10.7	4195
W 35-64	1876	12.7	5422	2683	18.1	7164	1863	12.6	5228	953	6.4	3171	2302	15.6	6333	1456	9.8	4062

* Listener estimates adjusted for reported broadcast schedule. + Station(s) changed call letters - see Page 13.

ARBITRON

Arbitron Radio Reliability Tables

Table A																			
RATING	VALUE	RATING	VALUE	RATING	VALUE	RATING	VALUE	RATING	VALUE	RATING	VALUE	RATING	VALUE	RATING	VALUE	RATING	VALUE	RATING	VALUE
0.1	3.16	5.1	22.00	10.1	30.13	15.1	35.80	20.1	40.07	25.1	43.36	30.1	45.87	35.1	47.73	40.1	49.01	45.1	49.76
0.2	4.47	5.2	22.20	10.2	30.26	15.2	35.90	20.2	40.15	25.2	43.42	30.2	45.91	35.2	47.78	40.2	49.03	45.2	49.77
0.3	5.47	5.3	22.40	10.3	30.40	15.3	36.00	20.3	40.22	25.3	43.47	30.3	45.96	35.3	47.79	40.3	49.05	45.3	49.78
0.4	6.31	5.4	22.60	10.4	30.53	15.4	36.09	20.4	40.30	25.4	43.53	30.4	46.00	35.4	47.82	40.4	49.07	45.4	49.79
0.5	7.05	5.5	22.80	10.5	30.66	15.5	36.19	20.5	40.37	25.5	43.59	30.5	46.04	35.5	47.85	40.5	49.09	45.5	49.80
0.6	7.72	5.6	22.99	10.6	30.78	15.6	36.29	20.6	40.44	25.6	43.64	30.6	46.08	35.6	47.88	40.6	49.11	45.6	49.81
0.7	8.34	5.7	23.18	10.7	30.91	15.7	36.38	20.7	40.52	25.7	43.70	30.7	46.12	35.7	47.91	40.7	49.13	45.7	49.81
0.8	8.91	5.8	23.37	10.8	31.04	15.8	36.47	20.8	40.59	25.8	43.75	30.8	46.17	35.8	47.94	40.8	49.15	45.8	49.82
0.9	9.44	5.9	23.56	10.9	31.16	15.9	36.57	20.9	40.66	25.9	43.81	30.9	46.21	35.9	47.97	40.9	49.16	45.9	49.83
1.0	9.95	6.0	23.75	11.0	31.29	16.0	36.66	21.0	40.73	26.0	43.86	31.0	46.25	36.0	48.00	41.0	49.18	46.0	49.84
1.1	10.43	6.1	23.93	11.1	31.41	16.1	36.75	21.1	40.80	26.1	43.92	31.1	46.29	36.1	48.03	41.1	49.20	46.1	49.85
1.2	10.89	6.2	24.12	11.2	31.54	16.2	36.85	21.2	40.87	26.2	43.97	31.2	46.33	36.2	48.06	41.2	49.22	46.2	49.86
1.3	11.33	6.3	24.30	11.3	31.66	16.3	36.94	21.3	40.94	26.3	44.03	31.3	46.37	36.3	48.09	41.3	49.24	46.3	49.86
1.4	11.75	6.4	24.48	11.4	31.78	16.4	37.03	21.4	41.01	26.4	44.08	31.4	46.41	36.4	48.11	41.4	49.25	46.4	49.87
1.5	12.16	6.5	24.65	11.5	31.90	16.5	37.12	21.5	41.08	26.5	44.13	31.5	46.45	36.5	48.14	41.5	49.27	46.5	49.88
1.6	12.55	6.6	24.83	11.6	32.02	16.6	37.21	21.6	41.15	26.6	44.18	31.6	46.49	36.6	48.17	41.6	49.29	46.6	49.88
1.7	12.93	6.7	25.00	11.7	32.14	16.7	37.30	21.7	41.22	26.7	44.24	31.7	46.53	36.7	48.20	41.7	49.31	46.7	49.89
1.8	13.30	6.8	25.17	11.8	32.26	16.8	37.39	21.8	41.29	26.8	44.29	31.8	46.57	36.8	48.23	41.8	49.32	46.8	49.90
1.9	13.65	6.9	25.35	11.9	32.38	16.9	37.48	21.9	41.36	26.9	44.34	31.9	46.61	36.9	48.25	41.9	49.34	46.9	49.90
2.0	14.00	7.0	25.51	12.0	32.50	17.0	37.56	22.0	41.42	27.0	44.40	32.0	46.65	37.0	48.28	42.0	49.36	47.0	49.91
2.1	14.34	7.1	25.68	12.1	32.61	17.1	37.65	22.1	41.49	27.1	44.45	32.1	46.69	37.1	48.31	42.1	49.37	47.1	49.92
2.2	14.67	7.2	25.85	12.2	32.73	17.2	37.74	22.2	41.56	27.2	44.50	32.2	46.72	37.2	48.33	42.2	49.39	47.2	49.92
2.3	14.99	7.3	26.01	12.3	32.84	17.3	37.82	22.3	41.63	27.3	44.55	32.3	46.76	37.3	48.36	42.3	49.40	47.3	49.93
2.4	15.30	7.4	26.18	12.4	32.96	17.4	37.91	22.4	41.69	27.4	44.60	32.4	46.80	37.4	48.39	42.4	49.42	47.4	49.93
2.5	15.61	7.5	26.34	12.5	33.07	17.5	38.00	22.5	41.76	27.5	44.65	32.5	46.84	37.5	48.41	42.5	49.43	47.5	49.94
2.6	15.91	7.6	26.50	12.6	33.18	17.6	38.08	22.6	41.82	27.6	44.70	32.6	46.87	37.6	48.44	42.6	49.45	47.6	49.94
2.7	16.21	7.7	26.66	12.7	33.30	17.7	38.17	22.7	41.89	27.7	44.75	32.7	46.91	37.7	48.46	42.7	49.46	47.7	49.95
2.8	16.50	7.8	26.82	12.8	33.41	17.8	38.25	22.8	41.95	27.8	44.80	32.8	46.95	37.8	48.49	42.8	49.48	47.8	49.95
2.9	16.78	7.9	26.97	12.9	33.52	17.9	38.34	22.9	42.02	27.9	44.85	32.9	46.98	37.9	48.51	42.9	49.49	47.9	49.96
3.0	17.06	8.0	27.13	13.0	33.63	18.0	38.42	23.0	42.08	28.0	44.90	33.0	47.02	38.0	48.54	43.0	49.51	48.0	49.96
3.1	17.33	8.1	27.28	13.1	33.74	18.1	38.50	23.1	42.15	28.1	44.95	33.1	47.06	38.1	48.56	43.1	49.52	48.1	49.96
3.2	17.60	8.2	27.44	13.2	33.85	18.2	38.58	23.2	42.21	28.2	45.00	33.2	47.09	38.2	48.59	43.2	49.54	48.2	49.97
3.3	17.86	8.3	27.59	13.3	33.96	18.3	38.67	23.3	42.27	28.3	45.05	33.3	47.13	38.3	48.61	43.3	49.55	48.3	49.97
3.4	18.12	8.4	27.74	13.4	34.07	18.4	38.75	23.4	42.34	28.4	45.09	33.4	47.16	38.4	48.64	43.4	49.56	48.4	49.97
3.5	18.38	8.5	27.89	13.5	34.17	18.5	38.83	23.5	42.40	28.5	45.14	33.5	47.20	38.5	48.66	43.5	49.58	48.5	49.98
3.6	18.63	8.6	28.04	13.6	34.28	18.6	38.91	23.6	42.46	28.6	45.19	33.6	47.23	38.6	48.68	43.6	49.59	48.6	49.98
3.7	18.88	8.7	28.18	13.7	34.38	18.7	38.99	23.7	42.52	28.7	45.24	33.7	47.27	38.7	48.71	43.7	49.60	48.7	49.98
3.8	19.12	8.8	28.33	13.8	34.49	18.8	39.07	23.8	42.59	28.8	45.28	33.8	47.30	38.8	48.73	43.8	49.61	48.8	49.99
3.9	19.36	8.9	28.47	13.9	34.59	18.9	39.15	23.9	42.65	28.9	45.33	33.9	47.34	38.9	48.75	43.9	49.63	48.9	49.99
4.0	19.60	9.0	28.62	14.0	34.70	19.0	39.23	24.0	42.71	29.0	45.38	34.0	47.37	39.0	48.77	44.0	49.64	49.0	49.99
4.1	19.83	9.1	28.76	14.1	34.80	19.1	39.31	24.1	42.77	29.1	45.42	34.1	47.40	39.1	48.80	44.1	49.65	49.1	49.99
4.2	20.06	9.2	28.90	14.2	34.91	19.2	39.39	24.2	42.83	29.2	45.47	34.2	47.44	39.2	48.82	44.2	49.66	49.2	49.99
4.3	20.29	9.3	29.04	14.3	35.01	19.3	39.47	24.3	42.89	29.3	45.51	34.3	47.47	39.3	48.84	44.3	49.67	49.3	50.00
4.4	20.51	9.4	29.18	14.4	35.11	19.4	39.54	24.4	42.95	29.4	45.56	34.4	47.50	39.4	48.86	44.4	49.69	49.4	50.00
4.5	20.73	9.5	29.32	14.5	35.21	19.5	39.62	24.5	43.01	29.5	45.60	34.5	47.54	39.5	48.89	44.5	49.70	49.5	50.00
4.6	20.95	9.6	29.46	14.6	35.31	19.6	39.70	24.6	43.07	29.6	45.65	34.6	47.57	39.6	48.91	44.6	49.71	49.6	50.00
4.7	21.16	9.7	29.60	14.7	35.41	19.7	39.77	24.7	43.13	29.7	45.69	34.7	47.60	39.7	48.93	44.7	49.72	49.7	50.00
4.8	21.38	9.8	29.73	14.8	35.51	19.8	39.85	24.8	43.19	29.8	45.74	34.8	47.63	39.8	48.95	44.8	49.73	49.8	50.00
4.9	21.59	9.9	29.87	14.9	35.61	19.9	39.92	24.9	43.24	29.9	45.78	34.9	47.67	39.9	48.97	44.9	49.74	49.9	50.00
5.0	21.79	10.0	30.00	15.0	35.71	20.0	40.00	25.0	43.30	30.0	45.83	35.0	47.70	40.0	48.99	45.0	49.75	50.0	50.00

Note: When a rating is greater than 50.0, use the value given for a rating equal to 100.0 minus the original rating. For example, if the rating were 87.3, use the value shown for a rating of 12.7 (100.0 - 87.3).

Instructions

Estimating the Reliability of Audience Ratings Estimates/The reliability of a survey estimate is generally defined in terms of the estimated margin of sampling error around the estimate, or *confidence interval*. The confidence interval describes the extent to which a survey estimate, based on a random sample of a population, may vary from the result that would be obtained through a complete census of that population. (See Page M5, Paragraph 14, for further information.)

Confidence intervals can be obtained for any rating in the "Listener Estimates" section in this report in two steps: (1) determine an estimated standard error and (2) use this estimated standard error to construct a confidence interval around the rating.

1. Determine an estimate of standard error:

a. For AQH and Cume ratings, select the rating for which you want to obtain the standard error and locate the corresponding Table A value. For example, the corresponding Table A value for a 2.9 rating is 16.78. Table A values represent the square root of (the rating x [100 - the rating]); therefore, Table A values are constant across all markets and surveys.

b. For AQH ratings, select the demographic group (down the side) and the daypart (across the top) for the corresponding Table B value. For Cume ratings, select the demographic group (down the side) for the corresponding Table B value in the first column.

Table B values are the square roots of the Effective Sample Bases (ESBs) for each market and survey; therefore, Table B values vary from report to report. For example, a hypothetical Table B value for a Metro AQH rating for Men 25-54, Mon-Fri 6AM-7PM might be 93.14.

c. Divide the Table A value by the Table B value to obtain an estimated standard error. Using the example above, $16.78 \div 93.14 = 0.18$.

2. Use the estimated standard error to construct a confidence interval around the rating:

a. The rating +/- one standard error will yield a 68% confidence interval. In the above example, 2.9 ± 0.18 yields a confidence interval of 2.72 to 3.08. Interpretation: The user can be 68% confident that a survey of all Men 25-54 would yield a Mon-Fri 6AM-7PM AQH rating between 2.7 and 3.1.

b. The rating +/- (1.64 x the standard error) yields a 90% confidence interval. In the above example, $2.9 \pm (1.64 \times 0.18)$ yields a confidence interval of 2.61 to 3.20. Interpretation: The user can be 90% confident that a survey of all Men 25-54 would yield a Mon-Fri 6AM-7PM AQH rating between 2.6 and 3.2.

c. The rating +/- (1.96 x the standard error) yields a 95% confidence interval (compute as in (b) above), and the rating +/- (2.58 x the standard error) yields a 99% confidence interval (compute as in (b) above).

Estimating Reliability for Projected Numbers of Persons/To estimate standard error (and construct confidence intervals) for Persons estimates rather

than ratings: (1) Convert the Persons estimate into a rating. ([Persons + the population] x 100). (2) Determine standard error using the instructions above. (3) Convert standard error for the rating into standard error for the Persons estimate. ([Standard error x the population] + 100). (4) Use the Persons estimate +/- one standard error for a 68% confidence interval; use the Persons estimate +/- the standard error multiplied by 1.64, 1.96 or 2.58 to get 90%, 95% or 99% confidence intervals, respectively.

Estimating Effective Sample Base (ESB) Sizes/

Approximate ESB for sex/age groups and dayparts can be obtained by squaring Table B values. For example, the estimated ESB for M25-54, Mon-Fri 6AM-7PM, with a hypothetical Table B value of 93.14 would be 93.14 squared, or 8675. (See Page M5, Paragraph 15, for further information on ESB values.)

For Additional Methodology Details

Please refer to the *Arbitron Radio Description of Methodology* and *Arbitron Replication II: A Study of the Reliability of Radio Ratings* for further discussion of the above and a discussion of more complex applications.

Limitations

Although Arbitron believes the above-described procedures provide report users with useful estimates of standard errors, the reader should note the limitations described in Paragraphs 14-16 and 18-21 herein on Pages M5-M6.

Metro Table B

Average Quarter-Hour Estimates

Metro Survey Area	All Cume Estimates	Sat 6A-10A	Weekend 10A-7P	Sat 10A-3P	Mon-Fri 6A-10A	Mon-Fri 10A-3P	Weekend 6A-MID	Mon-Fri 6A-10A	Mon-Fri 6A-7P	Mon-Sun MID-6A	Mon-Sun 6A-MID
		Sun 6A-10A Sun 3P-7P		Sun 10A-3P Sun 7P-MID	Mon-Fri 3P-7P	Mon-Fri 7P-MID		Mon-Fri + 3P-7P			
Persons 12+	54.58	82.07	100.04	81.23	101.85	102.81	120.29	120.57	112.00	124.07	129.34
Persons 18+	*****	*****	95.53	*****	*****	94.61	*****	115.38	*****	*****	123.77
Men											
18+	39.92	*****	*****	*****	*****	*****	*****	*****	*****	*****	96.59
18-24	13.65	*****	*****	*****	*****	*****	*****	*****	*****	*****	39.82
25-34	17.01	*****	*****	*****	*****	*****	*****	*****	*****	*****	45.10
35-44	19.28	*****	*****	*****	*****	*****	*****	*****	*****	*****	48.40
45-54	18.50	*****	*****	*****	*****	*****	*****	*****	*****	*****	45.84
55-64	15.15	*****	*****	*****	*****	*****	*****	*****	*****	*****	40.89
65+	16.42	*****	*****	*****	*****	*****	*****	*****	*****	*****	35.79
12-24	20.14	35.47	*****	34.53	44.72	42.12	52.41	*****	47.21	*****	56.47
18-34	22.10	34.66	42.47	33.46	45.23	42.42	51.36	51.30	49.78	*****	58.17
18-49	31.78	49.31	57.55	47.78	62.52	57.33	69.60	69.52	67.46	*****	78.84
25-49	29.15	44.14	*****	43.50	55.61	51.39	65.44	*****	57.03	*****	70.32
25-54	31.66	47.29	57.97	47.00	59.86	55.06	70.10	65.15	61.10	*****	75.34
35-64	30.93	45.20	57.08	46.15	58.62	54.38	69.03	64.15	60.16	*****	74.19
Women											
18+	43.54	*****	*****	*****	*****	*****	*****	*****	*****	*****	100.08
18-24	14.13	*****	*****	*****	*****	*****	*****	*****	*****	*****	38.30
25-34	19.05	*****	*****	*****	*****	*****	*****	*****	*****	*****	48.80
35-44	21.29	*****	*****	*****	*****	*****	*****	*****	*****	*****	54.89
45-54	19.68	*****	*****	*****	*****	*****	*****	*****	*****	*****	46.72
55-64	17.13	*****	*****	*****	*****	*****	*****	*****	*****	*****	40.88
65+	19.01	*****	*****	*****	*****	*****	*****	*****	*****	*****	43.02
12-24	20.64	33.83	*****	33.43	41.37	42.06	50.73	*****	45.09	*****	52.82
18-34	23.93	36.87	45.52	35.61	46.57	45.11	55.28	51.68	49.44	*****	59.98
18-49	34.01	52.15	62.84	50.93	65.01	62.36	76.32	71.34	68.25	*****	82.80
25-49	32.20	47.79	*****	47.68	60.60	57.65	71.63	*****	65.65	*****	77.38
25-54	34.93	51.27	63.07	51.21	65.17	61.33	76.60	73.43	70.21	*****	82.75
35-64	34.03	49.28	59.60	49.35	62.05	59.21	72.38	69.39	66.34	*****	78.19
Persons											
12-24	27.31	44.61	*****	44.00	55.31	53.68	65.31	*****	60.38	*****	70.23
18-34	30.50	47.08	58.53	45.55	60.03	58.01	70.53	70.70	65.20	*****	75.84
18-49	43.16	65.83	80.07	64.07	82.07	77.75	96.48	96.71	89.19	*****	103.74
25-49	39.44	59.12	*****	58.60	74.22	70.12	87.21	*****	80.62	*****	93.77
25-54	42.63	63.15	78.11	62.98	79.64	75.12	94.11	94.34	87.01	*****	101.20
35-64	41.87	60.45	75.50	61.11	77.48	73.78	90.98	91.20	84.11	*****	97.83
Teens 12-17	20.05	32.84	*****	33.47	44.90	49.64	51.03	*****	54.29	*****	59.20
Black P12+	22.99	*****	*****	*****	*****	*****	*****	*****	*****	*****	54.48
Hispanic P12+	10.77	*****	*****	*****	*****	*****	*****	*****	*****	*****	25.52

***** Report does not include data for this demographic group

TSA Table B

Total Survey Area	All Cume Estimates	Mon-Sun 6A-MID*
Persons 12+	82.65	192.19
Men		
18-34	33.87	88.93
25-54	48.02	111.58
35-64	47.11	111.29
Women		
18-34	35.79	89.38
25-54	52.93	125.03
35-64	50.76	117.10
Persons 18-34	46.18	115.23
25-54	64.80	150.62
35-64	63.19	146.50

* Average Quarter-Hour Estimates

DMA Table B

Average Quarter-Hour Estimates

Designated Market Area	All Cume Estimates	Sat 6A-10A	Sat 10A-3P	Mon-Fri 6A-10A	Mon-Fri 10A-3P	Mon-Fri 6A-7P	Mon-Sun 6A-MID
		Sun 3P-7P	Sun 10A-3P	Mon-Fri 3P-7P	Mon-Fri 7P-MID	Mon-Fri 6A-7P	Mon-Sun 6A-MID
Persons 12+	67.55	110.36	108.37	137.85	132.86	165.00	180.50
Men							
18-34	30.99	47.42	46.15	61.26	57.26	67.30	81.33
18-49	44.31	66.20	64.93	83.19	77.51	90.47	107.05
25-49	39.93	59.73	59.34	74.82	71.24	77.88	97.52
25-54	43.45	64.11	64.00	80.99	76.50	83.75	103.54
35-64	42.24	61.13	62.43	79.62	74.64	82.13	97.22
Women							
18-34	32.76	50.61	48.56	63.69	62.20	67.90	83.07
18-49	47.45	71.10	69.12	88.85	86.08	93.75	114.47
25-49	43.80	64.52	64.58	82.80	79.90	90.34	110.15
25-54	47.60	69.21	69.23	88.61	84.69	96.20	117.45
35-64	46.23	67.44	66.96	84.08	82.80	91.31	110.65
Teens 12-17	27.75	44.52	45.08	60.43	66.17	72.71	81.16

Description of Methodology

Introduction

The following Description of Methodology is applicable to the data and estimates contained in the "Listener Estimates" section of this report. A more detailed description of Arbitron methodology can be found in a separate publication titled *Arbitron Radio Description of Methodology* and in other associated relevant documents, made available by Arbitron to all Arbitron syndicated Radio Report subscribers. In the event that the separate publication titled *Arbitron Radio Description of Methodology* conflicts with the "Description of Methodology" printed herein, the latter is considered the more current Description of Methodology.

The Market

1. The Market/An Arbitron Radio Market can be composed of up to three geographic areas: the Metro Survey Area (Metro), the Total Survey Area (TSA) and the Designated Market Area (DMA®). These areas are composed of counties and/or county equivalents. (A county equivalent generally consists of an independent city or geographic split portion of a whole county.) A geographic split county is defined as one or more zip codes within a county and is based on zip code information from 1990 Census data, as updated annually by Market Statistics.

a. Metro Survey Area (Metro)

The Metro Survey Area is the primary reporting area of local radio. Arbitron Radio Metros generally correspond to the federal government's Office of Management and Budget's (OMB) Metropolitan Areas. A radio Metro may deviate from its respective OMB definition due to topographical, sampling, or other considerations. The OMB updates its Metropolitan Areas every 10 years, based on the new decennial census data.

For areas that do not have an OMB-defined Metropolitan Area, Arbitron usually defines the Metro Survey Area to include the county (ies) of the majority of the local area stations' city (ies) of license. Additionally, Arbitron may consider such factors as: the historical market definition(s), local trade and commuting patterns, local radio listening patterns, and input from its subscribers.

Changes to an existing Metro definition will be considered by Arbitron upon receipt of a formal request from at least 75 percent of subscribing station owners. If there are fewer than four subscribing station owners in a market, the request must be made by all subscribing station owners for Arbitron to proceed.

Before a formal request is filed, Arbitron will provide a subscribing station owner with reports that will allow a subscriber to determine the commuting and listenership data for existing Metro counties and any county contiguous to the current Metro.

NOTE: All existing Metro counties and all counties adjacent to existing Metro counties are subject to the Metro evaluation. The two criteria that determine whether evaluated counties are included in the Metro definition are: (i) at least 55.0 percent of listening quarter-hours from the county must be credited to existing Metro stations, and (ii) at least 15.0 percent of commuting from the county must be into the existing Metro. **Metro evaluation results are final — and automatic.** This rule applies even if the evaluation finds that one or more counties should be removed from the existing Metro. Changes in Metro geography implemented through this process will remain in effect for at least three (3) years.

b. Total Survey Area (TSA)

The TSA of an Arbitron Radio Market is designed to provide a comprehensive measure of listening to Metro-licensed radio stations. The TSA is composed of the Metro and any additional counties (or county equivalents) that meet certain criteria for inclusion.

TSA definitions are based on historical radio listening patterns and are updated biennially based on the syndicated diary data used for the most recent County Coverage study [excluding any extra sample used for Custom Survey Area Reports (CSARs)]. The specific criteria for adding, retaining, or deleting non-Metro TSA counties are outlined in a separate publication titled *Arbitron Radio Description of Methodology* and in other associated relevant documents.

c. Designated Market Area (DMA®)

The DMA is composed of counties and/or county equivalents, and is defined and updated annually by Nielsen Media Research, Inc., based on historical television viewing patterns. A county or county equivalent is assigned exclusively to one DMA.

Arbitron reports radio listening estimates for the Top 50 DMAs (ranked on TV households) in the Radio Market Reports of all Arbitron standard radio markets whose Metros are located within the DMA and whose names are contained in the DMA name.

Sampling & Measurement Techniques

2. Sampling Methodology/Survey sample targets are established for the Metro and, if applicable, the non-Metro TSA and/or the DMA. Sample targets are then established for each sampling unit proportional to its Persons 12+ population in the respective survey area subject to minimum sample requirements for Radio County Coverage. The amount of sample ordered is determined by dividing the sampling unit target by the expected rate of response based on previous survey(s) sample performance and other factors.

For each 12-week survey period, a new sample of telephone numbers is computer-selected for each sampling unit through the use of a systematic interval random selection technique. Listed and unlisted telephone numbers are randomly generated using the random digit dial (RDD) technique. Sample RDD numbers are generated from telephone "hundred blocks" containing at least 10 listed residential telephone numbers based on current telephone listings as provided and updated by Survey Sampling, Inc. (SSI). These qualifying hundred blocks comprise the sample frame for each sampling unit. Known residential names and addresses are appended to sample telephone numbers not listed in current telephone directories. Known nonresidential telephone numbers (e.g., businesses, institutions) are excluded from the sample frame. The sample of telephone numbers is then randomly divided into approximately equal weekly groups for diary placement calling.

If a need for additional sample arises after the original sample has been selected by the computer, then such additional sample is generally selected in the same manner and from the same sample frame as the original sample.

3. Arbitron Radio Listening Diary/The Arbitron radio survey is a prealerted, telephone-placed mail survey. The survey instrument, Arbitron's seven-day radio listening diary, is self-administered and designed to be personally maintained by all individuals

12 years of age and older (Persons 12+) in each sample household, up to a maximum of nine persons. The diary contains a varying number of questions (depending on the market/market segment) regarding socioeconomic characteristics of the survey participant(s). Bilingual (Spanish-English) diaries, which include a three-part language preference question, are provided to all survey participants in the Metro of a Hispanic-controlled market who have identified themselves as Hispanic in response to an ethnicity question or from whom ethnic information was not obtained, and to any others indicating a preference for a bilingual diary.

Premiums of varying monetary amounts are provided to encourage respondent cooperation.

4. Diary Placement and Retrieval/Initial contact with listed sample households is by mail, informing them of their selection and that an interviewer will be calling to request their cooperation in the survey. Generally, initial contact with unlisted sample households is by telephone, when an interviewer calls to request participation in the survey.

Arbitron interviewers call selected telephone numbers to: ascertain the possibility of a media affiliation; gain consent for participation in the survey; determine the number of Persons 12+ living in the household at the time of the placement call; and, where applicable, determine the race/ethnicity and demographics of the household. Households with more than nine persons 12 years of age and older and media-affiliated households are ineligible for survey participation.

Interviewers are instructed to make a number of attempts to reach every telephone number in the sample. These attempts are made at different hours of the day and evening. Arbitron then sends diaries directly to consenting sample households.

In addition to follow-up by mail from Arbitron, the interviewers are directed to make further contact(s) with consenting sample households by telephone to: make sure the diaries have been received; assist members of the household in understanding the diaries' purpose; answer any questions; remind the diarykeepers to return their diaries after the survey week; and thank them for their participation in the survey.

Explicit instructions are provided to each interviewer, and validation checks are regularly conducted to help ensure that instructions are being properly followed.

Processing Techniques

5. Processing of Diaries/Arbitron makes reasonable efforts to utilize all returned diaries. However, some returned diaries are determined by Arbitron to be unusable. Among those that are unusable are diaries that Arbitron determines: are incomplete; are post-marked and/or arrive before or after established dates; or that otherwise lack essential information. The total number of in-tab diaries may differ from the sample target.

Usable diaries are prepared for computer processing in accordance with procedures listed in the *Arbitron Diary Processing Radio Edit Training Manual* and in other associated relevant documents. The listening information in the diaries is then computer-entered so that certain verifications and edits can be made. These include ascertainment procedures, the allocation of credit for aberrated call letters, and other analyses and pretabulation preparations.

Calculating Techniques

6. Calculation of Estimates/

a. Sample Balancing

The weighting system used by Arbitron, sample balancing, is an iterative marginal weighting technique designed to compensate for disproportionate in-tab from specified marginal classes. Marginal weighting means that in-tab diaries are weighted to represent the population for each specified marginal class. The number of geographic marginal classes (e.g., counties, county equivalents or county clusters) will vary. The number of sex/age marginal classes is generally 16. In addition, markets that are race and/or ethnically controlled are sample balanced so that in-tab diaries from the race/ethnic group are weighted to represent the population of that race/ethnic group. As a result of this cumulative weighting, a Persons-Per-Diary Value (PPDV) is computed for each in-tab diary. The PPDV is the number of persons that diary is estimated to represent.

b. Computing Cume Persons Estimates

Station Cume Persons estimates are computed by summing the PPDVs for each diary in which a station received listening credit for the time the station is on the air within a daypart. PPDVs are summed for all diaries within the particular demographic group (e.g., Men 18-34, Persons 25-54), then rounded to hundreds.

c. Computing Average Quarter-Hour (AQH) Persons Estimates

Station AQH Persons estimates are computed by multiplying, for each diary, the number of quarter-hours of listening to a station for the time the station is on the air within a daypart by that diary's PPDV. The result of this multiplication is summed for all diaries within the particular demographic group, then divided by the number of quarter-hours the station is on the air within the same daypart, then rounded to hundreds.

d. Computing 4-Book and 2-Book Averages

4-Book and 2-Book Averages are applicable to Continuous Measurement and Fall/Spring markets, respectively. 4-Book and 2-Book Averages are averages of rounded audience estimates computed for the total demographic group and daypart for each applicable survey. A 4-Book or 2-Book Average is computed for a station if the station is reported in the applicable Radio Market Report for each survey included in the average. A zero value is used for survey(s) for which an estimate did not appear for a station reported in the Radio Market Report. A 4-Book or 2-Book Average is not shown if a station is not reported for one of the surveys to be averaged.

e. Rounding of Calculations

Rounding occurs at various stages in the calculation of audience estimates at demographic and daypart summation levels.

f. Broadcast Hours

(i) Local time differences within a market that overlaps time zones are accounted for by adjusting to the time observed by the majority of counties in the Metro of the market being measured. (ii) Only one set of sign-on/sign-off times for a station is used in calculating audience estimates for a market report. Arbitron uses the sign-on/sign-off times reported for the month closest to December and the shortest broadcast day within that month as provided by the affected radio station. (iii) Audience estimates are adjusted for the station's broadcast schedule as reported to Arbitron. However, when a station changes sign-on/sign-off

time(s) during an Arbitron survey period, the times used in calculating audience estimates are based on the sign-on/sign-off times in effect on the last day of the survey period as reported to Arbitron. (iv) Stations broadcasting for less than an entire reported daypart are indicated in the Radio Report by a footnote symbol next to the station's call letters or audience estimates for the applicable daypart(s). (v) Stations broadcasting for less than an entire daypart must be on the air for a minimum of four quarter-hours on each day of the applicable daypart in order to be reported in that daypart. (vi) Stations should notify Arbitron in writing of any changes in the station's sign-on/sign-off time(s) as soon as they occur but no later than the day after the last day of the survey.

g. Technical Difficulties

Generally, no adjustments are made to either diary entries or published audience estimates for periods of technical difficulty. The notation of technical difficulties on Page 13 is to assist users of this report in making their own evaluation of the audience estimates. Arbitron will accept information on technical difficulties up to the day after the last day of the survey.

h. Stations on the Air Less Than 12 Weeks

No adjustments are made to the reported estimates for a station that does not broadcast for the entire survey period. Since the time a station is off the air is counted as zero listening in the 12-week average, the reported estimates for a station that is on the air less than the entire survey period could understate the audience for the time the station is on the air.

Criteria for Reporting Stations

7. Criteria for Reporting Stations/To be listed in an Arbitron report, a radio station must engage in systematic regular commercial broadcasting pursuant to the authority of the Federal Communications Commission (FCC) or other appropriate governmental authority. Call letter designations exceeding four characters are shortened to four characters. Generally, reported call letters are the FCC-authorized call letters in effect on the last day of the survey as reported to Arbitron. In the event a station has changed call letters during the survey period, the first call letters listed in the report are those in effect on the last day of the survey, with the station's previous call letters noted immediately below them.

Arbitron maintains a call letter history based on information provided by radio stations, the FCC and other sources. In the event of exchanges of frequencies between stations in a market, the call letters under which audience estimates are published in this report are based on Arbitron's verification and interpretation of information from various relevant sources, which include the FCC and the affected stations. Specifics regarding the above are listed on Page 13 of this report.

All radio stations, commercial and noncommercial alike, are measured using the same methodology and are included in Metro, TSA and/or DMA Totals. All commercial stations are evaluated using the Minimum Reporting Standards (MRS) as described in Paragraphs 8 and 9. Noncommercial stations are not eligible to be listed in this report and are not considered in MRS evaluations. For report qualification purposes, stations are considered commercial or noncommercial based on their status as of the last day of the survey as reported to Arbitron. Audience estimates for a station that does not meet MRS cannot be obtained in any way from the audience estimates published in this report, including the Target Listener Trends estimates from prior survey periods. However, individual audience estimates for commercial stations that do

not meet MRS for this report and noncommercial stations may be obtained through other Arbitron services for which the stations qualify.

8. Minimum Reporting Standards (MRS) for Nonsimulcast Stations/A commercial station that does not simulcast with another station is included in this report if it has met all of the following Minimum Reporting Standards for the Metro or, if applicable, the DMA among Persons 12+ during the Monday-Sunday 6AM-Midnight daypart for the current survey of the market:

a. The station must have received five or more minutes of listening in a quarter-hour in at least 10 in-tab Metro diaries (10 in-tab DMA diaries for DMA qualification), and

b. The station must have a Metro Cume rating of 0.495 or greater (DMA Cume rating of 0.495 or greater for DMA qualification), and

c. The station must have a Metro Average Quarter-Hour rating of 0.05 or greater (DMA Average Quarter-Hour rating of 0.05 or greater for DMA qualification) for the time the station is on the air during the Monday-Sunday 6AM-Midnight daypart for the current survey of the market.

9. Minimum Reporting Standards (MRS) for Simulcast Stations/MRS for simulcast stations are generally based on the percent of quarter-hours in the Monday-Sunday 6AM-Midnight daypart (when both stations are on the air simultaneously) that the two stations simulcast for every week of the current survey:

a. 9.49 percent or less – Each station must independently meet the criteria used for nonsimulcast stations. (See Paragraph 8.)

b. 9.50 percent to 90.49 percent – If one of the two stations meets all MRS criteria described in Paragraph 8, the second station is included in the report if it (i) meets the criteria of Paragraphs 8(a) and (b) and (ii) achieves an Average Quarter-Hour rating of 0.05 or greater for any one of the four basic Monday-Friday dayparts, i.e., 6AM-10AM, 10AM-3PM, 3PM-7PM, 7PM-Midnight.

c. 90.50 percent or greater – If the combined audience of the stations is sufficient to meet all criteria of Paragraph 8, then these stations will be listed in the report even though the stations might not meet the MRS criteria if considered individually, so long as each station received a mention in at least one in-tab diary in the market anytime during the 24-hour/7-day survey week.

10. Home and Outside Stations/Any Metro-qualifying station that is licensed to a city located within the Metro of a market, or that has requested Metro home status and is recognized under Arbitron's policies and procedures as having an acceptable alternate city identifier, is listed in the market report as a home station. However, if two stations are partially or totally simulcast and one of the two stations is a home station, both may be treated as home stations. A station can be home to only one Metro, unless a station is licensed to a Metro that is embedded in another Arbitron Metro. All other stations are classified as outside stations. For reports containing a DMA section, outside stations are further classified into: (a) outside the Metro but home to the DMA, or (b) outside the Metro and the DMA. Within each reporting classification, U.S. stations are listed alphabetically followed by non-U.S. stations listed alphabetically.

Simulcast Reporting

11. Station Information/Stations that simulcast for 9.50 percent or more during the Monday-Sunday 6AM-Midnight daypart are listed on the Station Information page in alphabetical order within Home/Outside reporting classifications (see Paragraph 10) with their simulcast partner noted in parentheses next to their call letters. Simulcast partners are further distinguished with the following indicators: * denotes 10 to 50 percent simulcasting; † denotes 51 to 90 percent simulcasting; ‡ denotes 91 to 100 percent simulcasting.

12. Special Notices/Stations that simulcast for 9.50 percent or more during the Monday-Sunday 6AM-Midnight daypart are listed in Special Notices on Page 13 of this report, along with an indication of the dayparts for which they simulcast 100 percent.

13. Station Lineup/If two stations simulcast for 9.50 percent or more during the total Monday-Sunday 6AM-Midnight daypart, the stations are reported in the following order for all dayparts: (1) For AM/FM simulcast partners, the AM station is listed in alphabetical sequence within the lineup of qualifying stations within Home/Outside reporting classification (see Paragraph 10) with its FM simulcast partner listed immediately below it; (2) For same-band simulcast partners, the stations are listed together in alphabetical sequence within the lineup of qualifying stations within Home/Outside reporting classification (see Paragraph 10), based on the alphabetical position of the first simulcast partner.

Statistical Reliability

14. Sampling Error/Arbitron estimates are subject to the statistical variances associated with all surveys which use a sample of the universe and, additionally, to all of the factors described in Special Notices and Paragraph 16. Approximations of the sampling error can be developed by use of Tables A and B included herein. These tables were derived from an empirical study which employed "Jack-Knife Replication." This study, published by Arbitron, is titled *Arbitron Replication II: A Study of The Reliability of Radio Ratings*. Tables A and B produce estimates of sampling error at the one standard error (one sigma) level. However, users of this report should keep in mind that, due to the factors discussed in Paragraph 16, the reliability of Arbitron estimates, data and reports and their statistical evaluators cannot be determined to any precise mathematical value or definition.

15. Effective Sample Base (ESB)/Estimates of the Effective Sample Base indicate the size of a simple random sample (in which all diaries have equal value) that would be required to provide the same degree of reliability as the in-tab sample actually used to produce the audience estimates in the "Listener Estimates" section in this report. The statistical reliability of such estimates depends on the ESB and only indirectly on the number of diaries tabulated. Statistical reliability is also affected by factors described in Paragraph 16. Approximations of ESBs may be determined by squaring the values in Table B of this report. The Arbitron formula for estimating ESBs is based upon the empirical study referenced in Paragraph 14. This formula takes into account overlapping Metro sample designs (Embedded Metros) and differences in return rates among sampling units, the individual sex-age categories and race/ethnic groups, where applicable. As a general rule, ESBs for all Cume

estimates will be less than the number of in-tab diaries, and ESBs for all Average Quarter-Hour estimates will be larger than the ESBs for Cume estimates and may be greater than the number of in-tab diaries for the applicable demo. This is due to the intraclass correlation of the listening between quarter-hours for the various dayparts.

Limitations

16. Limitations/In addition to sources of possible error described elsewhere in this report, the user should be aware of the following limitations:

a. The sample is drawn from telephone households. Persons in nontelephone households are thereby excluded from the sample frame. Known commercial establishments and other known nonresidential facilities listed in directories are specifically excluded from the sample frame. Steps are taken during diary placement calling to further exclude: business or other nonresidential telephone numbers inadvertently included in the sample; residents of media-affiliated households; and group quarters residences containing ten or more individuals 12 years of age and older. Additionally, all possible telephone listings may not be included in the directories available to Survey Sampling, Inc. when Arbitron places its sample order, which may affect the identification of qualifying telephone hundred blocks. Such excluded persons may have listening habits which differ from those included in the survey.

b. Effort is made to exclude households with a media affiliation. The inclusion or exclusion of such households from the sample is dependent upon information revealed by the sample household in response to Arbitron's media affiliation question at the time of the diary placement call, or at any time thereafter.

c. There may be instances where Arbitron instructions are not followed by the interviewer. Also, the interviewer may not be under the direct control of Arbitron, because independent marketing research suppliers are used by Arbitron.

d. Nonresponding persons may have listening habits that differ from those of respondents.

e. Nonresponding persons and other limitations in the original designated sample prevent the in-tab sample from being a perfect probability sample.

f. The sample design and/or response patterns may preclude proportional representation of certain groups within the population such as ethnic groups, racial groups, persons in certain income or education groups, or persons whose primary language is other than English. Such persons may have listening habits that differ from other persons.

g. The limitations in data from Market Statistics are inherent in the Arbitron estimates based thereon. The population estimates from Market Statistics used in designing and weighting the sample are based upon the decennial U.S. Census and are subject to all the limitations inherent therein. In addition, population estimates are subject to limitations such as sampling errors, errors in locating undocumented populations, and processing and recording errors. Furthermore, the sources used by Market Statistics to update populations between decennial Census dates may not include adjustments for known or unknown over- or undercounts of various segments of the population, including undocumented population groups. In addition, annual population updates may be based on the results of sample surveys and are subject to their respective limitations.

h. Zip code information (including information supplied by diarykeepers) used to produce this report is subject to defects and limitations that are inherent in Arbitron estimates based thereon.

i. Diaries, or portions thereof, may be completed improperly if the diary instructions are not followed by diarykeepers. Such diaries may be unusable and excluded from the survey. Some diary entries may have been made on the basis of hearsay, recall, diarykeeper approximations or could have been influenced by comments made by the interviewer or others to diarykeepers.

j. Human and computer processing errors may occur before or after the diaries are received by Arbitron. Consequently, the degree of variance in the data may be greater than that expected from sampling variance alone.

k. The data upon which Arbitron has based its in-tab sample weighting, including racial or ethnic identification, may not be precise.

l. Defects and limitations found in data supplied by others are inherent in Arbitron estimates based thereon.

m. Data analysis, preprocessing preparation, ascription of the data, or postsurvey week telephone validation calls may affect diary listening entries before the data are projected. Diaries, or portions thereof, may thereby be modified or excluded from the survey. These procedures may affect the audience estimates or a station's ability to meet MRS.

n. Arbitron conducts research involving new methods of improving cooperation of diarykeepers and/or securing additional information from such persons. Occasionally, a portion of this research may be integrated with actual surveys and, if and when so done, may cause the degree of variance in the data to be greater than that expected from sampling variance alone.

o. Certain data, such as when a station was on and off the air, facilities, call letters in effect, station name claimed, format, programming, Sales Representative, network affiliation(s) and time periods when two stations were simulcast or separately programmed, are based on data supplied by stations, the FCC, industry publications or notices and/or other sources. These data may not be accurate or timely. Some of the data may affect the way certain audience estimates are reported.

p. Situations in which stations use or have used the same call letters or frequency, or have changed call letters or frequency, may result in diarykeeper confusion in correctly identifying the station to which the listening occurred.

q. Rounding occurs at various stages in the calculation of audience estimates, at demographic and daypart summation levels. Due to rounding, mathematical manipulation by the user of estimates for narrow dayparts and/or demographic groups in the Radio Market Report may produce a result which may be incongruent with estimates for broader dayparts and/or demographic groups also contained in the Radio Market Report.

r. Reported trends estimates may not be comparable over time due to: methodological or operational changes; changes in survey area definitions or populations; conditions not under Arbitron's control, such as changes in station operations/facilities/special activities; or other factors.

Retention of Survey Materials

17. Retention Schedule/In-tab Arbitron diaries used for the compilation of the most current estimates published in this report are retained in the form of electronic images for one year from the date on which this report was first mailed to subscribers by Arbitron. Unusable diaries and other survey materials are retained in paper format or electronic image for one year from the date on which this report was first mailed to subscribers by Arbitron. After such time, diaries and other survey materials are destroyed. Subscribers to this report are reminded that any special tabulations of previously published estimates should be ordered before the end of the retention period. Similarly, subscribers to this report interested in scheduling an electronic review of the Arbitron in-tab listening diaries used for this report may do so upon proper appointment with Arbitron's Client Services department in Columbia, MD.

Special Notices

18. Special Notices/To the extent that any provisions contained in this description of methodology are inconsistent or conflict with any provision contained in the Special Notices on Page 13 of this report, such Special Notices are deemed to supersede and/or amend this description of methodology.

Reservation of Rights

19. Reservation of Rights/Arbitron reserves the right to exercise its professional research judgment in modifying, waiving or suspending any policy, procedure or element of methodology that would appear to Arbitron to be unreasonable, illogical or impractical in light of known conditions.

Disclaimer of Warranties

20. Disclaimer of Warranties/Arbitron makes no warranties, express or implied, concerning: data gathered or obtained by Arbitron from any source; the present or future methodology employed by Arbitron in producing Arbitron data or estimates; or the Arbitron data or estimates contained herein. All Arbitron data and estimates represent only the opinion of Arbitron and reliance thereon and use thereof shall be at subscriber's own risk.

Restrictions on Use of Report

21. Restrictions on Use of Report/All Arbitron radio audience estimates, together with the map contained herein, are confidential, proprietary and copyrighted by Arbitron. They are provided to Arbitron clients pursuant to the terms of both written license agreements between Arbitron and such clients and the restrictions and limitations on use printed herein. All Arbitron audience data and estimates are for the exclusive use of Arbitron clients and their authorized representatives and may be disclosed only to advertisers, prospective advertisers and their agencies for the purpose of obtaining and retaining advertising accounts and through advertising or promotional literature. Any commercial use of Arbitron audience estimates or data for the purpose of selling advertising time or space by or on behalf of broadcast, cable, or print media must be under the terms of a written license agreement between that medium and Arbitron specifying permitted uses. For an Arbitron client to divulge any data or estimates to a nonsubscribing station, or, unless specifically permitted by Arbitron, to lend and/or give a copy and/or a reproduction of any part of any report to any nonsubscriber, including print media, advertisers and/or their agencies, constitutes a breach of the license agreement between Arbitron and client and violation of copyright law. Quotations by clients of the estimates as allowed by this section for purposes of advertising or promotion must identify Arbitron as the source and that Arbitron's data and estimates are copyrighted. Users of this report should also mention that the audience estimates are subject to all qualifications and limitations stated in the Arbitron report. Arbitron recommends that the appropriate market, survey period and kind of audience estimate be stated (e.g., Boston, Fall 1999, Metro Survey Area, Monday-Friday 3PM-7PM, Average Quarter-Hour Estimates, Men 18-34).

A subscriber to any particular report may not use the demographic data or audience estimates printed in the "Target Listener Trends" section which reference a market report to which they did not subscribe.

Neither this report, the map contained herein nor any audience estimate may be used in any manner by nonclients of Arbitron without written permission from Arbitron.

Users of audience estimates are referred to the current policies of the Federal Trade Commission relating to the use of audience estimates.

Selected Arbitron Terms

Average Quarter-Hour Persons/The estimated average number of persons who listened to a station for a minimum of five minutes within a reported daypart. The estimate is the average of the reported listening for the total quarter-hours the station was on the air during a reported daypart. This estimate, expressed in hundreds (00), is reported for the Metro, TSA, and DMA, where applicable.

Average Quarter-Hour Rating/The Average Quarter-Hour Persons estimate expressed as a percentage of the sum of the PPDVs for the appropriate demographic group. This estimate is reported for the Metro and, where applicable, the DMA.

Average Quarter-Hour Share/The Average Quarter-Hour Persons estimate for a given station expressed as a percentage of the Metro Total Average Quarter-Hour Persons estimate within a reported daypart. This estimate is reported for the Metro only.

Cume Duplication/The percentage of estimated Cume Persons for one station that also listened to a second station. This estimate is reported for the Metro only.

Cume Persons/The estimated number of *different* persons who listened to a station for a minimum of five minutes in a quarter-hour within a reported daypart. (Cume estimates may also be referred to as *cumulative* or *unduplicated* estimates.) This estimate, expressed in hundreds (00), is reported for the Metro, TSA, and DMA, where applicable.

Cume Rating/The estimated number of Cume Persons expressed as a percentage of the appropriate estimated population. This estimate is reported for the Metro only.

Daypart/A time period for which audience estimates are reported (e.g., Monday-Friday, 6AM-10AM; Weekend 10AM-7PM).

Designated Market Area (DMA®)/Nielsen Media Research, Inc.'s geographic market design which defines each television market exclusive of others based on measurable viewing patterns. Every county (or county equivalent) in the United States is assigned exclusively to one DMA®.

Diary Mentions/The number of different in-tab diaries in which a station received credit for at least one quarter-hour of listening.

Diarykeeper/Any individual that Arbitron determines to be eligible to receive and who is sent survey materials.

Effective Sample Base (ESB)/An estimate of the size of a simple random sample which would be required to produce the same degree of reliability (amount of sampling error) as the sample for a complex survey such as Arbitron's.

Ethnic Composition/Audience estimates for Total, Black and/or Hispanic persons expressed in hundreds (00), ratings and composition percents. Ethnic composition estimates are based on total Metro in-tab diaries and are reported for the Metro of ethnically controlled markets only if at least 30 Black and/or 30 Hispanic diaries, as appropriate, are in-tab for the Metro.

Exclusive Cume Audience/The estimated number of Cume Persons who listened to only one selected station within a reported daypart. This estimate is reported for the Metro only.

Group Quarters/For Arbitron sampling purposes, group quarters refers to living arrangements such as college dormitories, military barracks, nursing homes and prisons, *plus* dwelling units of 10 or more individuals. However, residents of college dorms, military housing, etc., are considered eligible to participate in the survey if the telephone number is assigned to a private telephone serving fewer than 10 individuals.

High-Density Area (HDA)/A zip code-defined sampling unit that may be established in a county within the Metro of an ethnically controlled market. The specific criteria for establishing, retaining, or eliminating an HDA are outlined in a separate publication titled *Arbitron Radio Description of Methodology*.

Home Station/Generally, any station licensed to a city located within a particular Arbitron radio Metro (or a reported Nielsen Media Research, Inc. DMA). A station that is not licensed to a city within an Arbitron radio Metro may be granted "home" status, if it meets certain criteria. (See Page M4, Paragraph 10.)

In-Tab Sample/The number of usable diaries tabulated in producing the report.

Listed Sample/Sample telephone numbers for which names and mailable addresses are published in telephone directories.

Listening Locations/Locations for which audience estimates are reported (At Home, In Car, At Work, Other).

Metro In-Tab/Target Index/The ratio of the number of Metro in-tab diaries to the Metro sample target, generally expressed as a whole number.

Metro Survey Area (Metro)/The primary reporting area for local radio. Metro survey area definitions generally correspond to the federal government's Office of Management and Budget's (OMB) Metropolitan Areas, subject to exceptions dictated by historical industry usage or other marketing considerations as determined by Arbitron.

Metro Totals or DMA Totals/Total reported listening to radio in the Metro or DMA (could refer to AQH or Cume estimates). Includes listening to reported stations, nonqualifying commercial stations, noncommercial stations, cable-only stations, and unidentified stations.

Minimum Reporting Standards (MRS)/Criteria used to determine which stations qualify to be listed in this report. (See Page M4, Pars. 8-9.)

Outside Station/A station that is not "home" to a particular Metro and/or DMA. (See "Home Station.")

Persons-Per-Diary Value (PPDV)/The numerical value assigned to each in-tab diary for the purpose of projecting audience estimates to the entire 12+ population in a market. The PPDV reflects the number of persons in the geographic/sex/age/ethnic (if applicable) group represented by each in-tab diary after sample balancing has been performed.

Rating/(See "Average Quarter-Hour Rating" and "Cume Rating.")

Respondents/Sampled persons who provide information in response to survey questions.

Response Rate/The ratio of in-tab diaries to the Estimated Persons in Usable Households, generally expressed as a percentage.

Sample Frame/The universe from which potential respondent households are randomly selected. The sample frame for Arbitron radio surveys is designed to include households with telephones.

Sample Target/The number of diaries that is the in-tab sample size objective for a particular survey area.

Sampling Unit/A geographic area consisting of a county or county equivalent (e.g., geographic or ethnic split county, or independent city) for which sample is separately selected and monitored.

Share/(See "Average Quarter-Hour Share.")

Simulcast/The simultaneous broadcast of one station's total uninterrupted broadcast flow, including commercials, by a second station, without any variation except if the two stations choose to *separately and simultaneously* identify their call letters, frequency, Station Name, and/or city of license.

Split County/A portion of a county, consisting of one or more zip codes, which is recognized as a separate sampling unit for purposes of survey area definition or more discrete sample control.

Technical Difficulty (TD)/Time period(s) of five or more consecutive minutes during the survey period for which a station listed in this report notified Arbitron in writing of: reduced power; intermittent power; signal interference; or times the station was off the air within the station's authorized broadcast day.

Time Spent Listening (TSL)/An estimate of the amount of time the average listener spent with a station (or total radio) during a particular daypart. This estimate, expressed in hours and minutes, is reported for the Metro only.

Total Survey Area (TSA)/A geographic area that includes the Metro Survey Area and may include additional counties (or county equivalents).

Unlisted Sample/Sample telephone numbers for which names and mailable addresses are not published in telephone directories and may or may not be known prior to placement calling.

Unusable Diaries/Returned diaries determined by Arbitron to be unusable according to established criteria.

Unusable Sample/Telephone numbers in the originally selected sample determined by Arbitron to be ineligible for survey participation for reason(s) which include: (1) disconnected telephone number; (2) nonresidential listing; (3) those who reside in households of 10 or more persons age 12 and older; (4) those who volunteer that they reside in group quarters; (5) those who state that a member of the household is media affiliated (in accordance with Arbitron's definition).

Metro Market Profile Sources

PRIZM®

PRIZM is a market segmentation system developed by Claritas, Inc. to help marketers target consumers and profile markets and audiences by lifestyle. Claritas analyzes key demographic characteristics from the U.S. Census and hundreds of millions of actual consumer purchase records to classify each neighborhood in the U.S. into one of 62 distinct PRIZM clusters. Among the characteristics analyzed are income, value and type of housing, marital status, presence and ages of children in a household, ethnicity, urban-suburban-town-rural location, age, sex, occupation, level of education, as well as new car registrations, magazine subscriptions, real estate transactions, and financial data. Claritas updates PRIZM annually.

The 62 unique PRIZM clusters are organized into 15 broader social groups. Each group is identified by a group code which denotes a basic neighborhood type. (U1-U3 groups are Metro Urban; C1-C3 groups are 2nd City; S1-S3 groups are Metro Suburb; T1-T3 groups are Small Town; and R1-R3 groups are Rural.) When linked to market and radio measurement data, this geodemographic model produces descriptive audience information.

Each PRIZM group's composition in this Metro for Persons 12+ is compared to the group's national composition. The Index of Concentration compares the Metro's composition with the national composition for each PRIZM group. An index of 100 indicates that the Metro has the same percent concentration as the nation. An index of 200 means that the Metro's composition is twice that of the nation.

For more information about PRIZM, please call (703) 812-2700. PRIZM is a registered trademark of Claritas, Inc.

Metro Census Data

Market Statistics has furnished Household Data, Group Quarters Populations, Retail Sales and Employer Industries Data to Arbitron for the Fall 1999 Metro definition. All data are based on the 1990 Census. For further information, contact your Arbitron representative.

1. Total Households are based on 1990 Census data, updated to 1/1/00.

2. Households by Income is grouped into eight discrete income categories. The income reported represents pretax personal income for households as defined by the Department of Commerce, Bureau of Economic Analysis. Households by Income is shown for total Metro households (1990 Census-based, updated to 1/1/00).

3. Value of Owner-Occupied Housing Units are 1990 Census data. These data include single-family condominiums, and exclude mobile homes, housing units located on 10 or more acres, housing units located on commercial property, and two housing units sharing the same address. The base for the Metro Percent is 1990 Census metro housing units which includes total housing units.

4. Monthly Gross Rent of Renter-Occupied Housing Units are 1990 Census data in six monthly contract groups. Median rent is shown for total rented units in this Metro. These data exclude no-cash rental units. The base for the Metro Percent is 1990 Census metro housing units which includes total housing units.

5. Household Size categories are for Persons 0+. These categories are based on 1990 Census data, updated to 1/1/00.

6. Seasonal Housing Units are defined as housing units used or intended for use only during certain seasons of the year, and are not included in the total household base (1990 Census). The Metro Percent is 1990 Census total metro housing units (occupied and unoccupied).

7. Education represents the educational attainment of Persons 25+ in the Metro (1990 Census).

8. Colleges and Universities enrollment is taken from the most current available survey of colleges and universities conducted by the National Center for Education Statistics. Only students enrolled in an accredited degree program are included in the enrollment figures. Percentages for the full-time enrollment are based on total enrollment.

9. Occupation data are 1990 Census data and represent the number of Persons 16+ that are employed in each of six occupation categories. Percentages are based on 1990 Census total metro employed Persons 16+.

10. Farm Population data are 1990 Census data for total Persons 0+ living on a farm within the Metro definition.

11. Transportation to Work data are 1990 Census data for total metro employed Persons 16+ who work away from home.

12. Average Travel Time to Work data are 1990 Census data for total metro employed Persons 16+ who work away from home.

13. Car Ownership by Household data are distributed into four Car Ownership categories. Percentages are based on total 1/1/00 household estimates.

Magazine and Newspaper Circulation

Magazine and newspaper circulation data, as of December 1999, were obtained from the Audit Bureau of Circulations' Data Bank Service, 900 North Meacham Road, Schaumburg, IL 60173, (847) 605-0909, and are copyright 1999, Audit Bureau of Circulations (ABC). Unauthorized copying or reprinting of this information is prohibited.

Newspaper circulation figures represent average estimated paid circulation reported to and covered by the latest available Audit Report. Reported publications are listed in Metro circulation order up to a maximum of 35 newspapers. Arbitron may have adjusted the ABC Newspaper Circulation data for Metros comprised of a portion of one or more counties, to reflect as closely as possible the newspapers' circulation in the Arbitron-defined Metro area. Note that any adjusted data may not represent the newspaper's total circulation. Magazine circulation data are the latest paid circulation for a single issue.

Passenger Car Registrations

The Metro Share of New Private Passenger Car Registrations is supplied by the Automotive Information Services Division of The Polk Company. Polk prepares monthly reports (actual counts) of new cars registered in each state. Percentages are listed for American car manufacturers and the five leading imports. The top imports are determined through nationwide ranking. Fleet, other commercial or government registrations are not included. Further automotive statistical information may be obtained from The Polk Company, 26955 Northwestern Highway, Southfield, MI 48034, (248) 728-7000.

More information on Metro Market Profile Sources, including limitations for each service, can be obtained by contacting the individual services.

Methodology: Arbitron 1999 Radio Market Survey Schedule

METRO RANK	MARKET	WINTER 99	SPRING 99	SUMMER 99	FALL 99	METRO RANK	MARKET	WINTER 99	SPRING 99	SUMMER 99	FALL 99	METRO RANK	MARKET	WINTER 99	SPRING 99	SUMMER 99	FALL 99
221	Ablene, TX	C				251	Grand Junction, CO	C				135	Peoria				
68	Akron		C			66	Grand Rapids		C			5	Philadelphia				
252	Albany, GA		C			273	Great Falls, MT		C			16	Phoenix				
59	Albany-Schenectady-Troy					183	Green Bay					22	Pittsburgh				
72	Albuquerque					42	Greensboro-Winston Salem-High Point					160	Portland, ME				
203	Alexandria, LA		C			81	Greenville-New Bern-Jacksonville					25	Portland, OR				
67	Allentown-Bethlehem					58	Greenville-Spartanburg					117	Portsmouth-Dover-Rochester				
244	Altoona					161	Hagerstown-Chambersburg-Waynesboro, MD-PA					157	Poughkeepsie, NY				
188	Amarillo, TX		C			77	Harrisburg-Lebanon-Carlisle					33	Providence-Warwick-Pawtucket				
168	Anchorage					260	Harrisonburg, VA					241	Pueblo				
145	Ann Arbor					44	Hartford-New Britain-Middletown					13	Puerto Rico				
134	Appleton-Oshkosh					60	Honolulu					133	Quad Cities (Davenport-Rock Island-Moline)				
179	Asheville					10	Houston-Galveston					48	Raleigh-Durham				
11	Atlanta					144	Huntington-Ashland					258	Rapid City, SD				
137	Atlantic City-Cape May					109	Huntsville					131	Reading, PA				
114	Augusta, GA					38	Indianapolis					215	Redding, CA				
250	Augusta-Waterville, ME					262	Ithaca, NY					128	Reno				
49	Austin					118	Jackson, MS					57	Richmond				
86	Bakersfield					267	Jackson, TN					28	Riverside-San Bernardino				
20	Baltimore					51	Jacksonville					105	Roanoke-Lynchburg				
268	Bangor, ME					96	Johnson City-Kingsport-Bristol					229	Rochester, MN				
82	Baton Rouge					170	Johnstown					52	Rochester, NY				
238	Battle Creek, MI					271	Jonesboro, AR					148	Rockford				
127	Beaumont-Port Arthur, TX					227	Joplin, MO					29	Sacramento				
269	Beckley, WV					176	Kalamazoo					125	Saginaw-Bay City-Midland				
245	Billings, MT					30	Kansas City					212	St. Cloud, MN				
136	Biloxi-Gulfport-Pascagoula, MS					149	Killeen-Temple, TX					19	St. Louis				
166	Binghamton					69	Knoxville					150	Salisbury-Ocean City				
55	Birmingham					236	Lafayette, IN					35	Salt Lake City-Ogden-Provo				
265	Bismarck, ND					100	Lafayette, LA					259	San Angelo, TX				
214	Blacksburg-Christiansburg-Radford-Pulaski, VA					205	Lake Charles, LA					32	San Antonio				
230	Bloomington					98	Lakeland-Winter Haven					15	San Diego				
253	Bluefield, WV					111	Lancaster					4	San Francisco				
124	Boise					115	Lansing-East Lansing					27	San Jose				
8	Boston					202	Laredo, TX					165	San Luis Obispo, CA				
112	Bridgeport					40	Las Vegas					185	Santa Barbara, CA				
275	Brunswick, GA					208	Laurel-Hattiesburg, MS					235	Santa Fe, NM				
232	Bryan-College Station, TX					257	Lawton, OK					195	Santa Maria-Lompoc, CA				
45	Buffalo-Niagara Falls					261	Lewiston-Auburn, ME					78	Sarasota-Bradenton				
225	Burlington, VT					106	Lexington-Fayette					154	Savannah				
123	Canton					228	Lima, OH					14	Seattle-Tacoma				
182	Cape Cod, MA					172	Lincoln					130	Shreveport				
276	Casper, WY					83	Little Rock					249	Sioux City, IA				
201	Cedar Rapids					2	Los Angeles					210	Sioux Falls				
209	Champaign, IL					53	Louisville					163	South Bend				
87	Charleston, SC					177	Lubbock					91	Spokane				
162	Charleston, WV					147	Macon					197	Springfield, IL				
37	Charlotte-Gastonia-Rock Hill					120	Madison					80	Springfield, MA				
222	Charlottesville, VA					186	Manchester					146	Springfield, MO				
104	Chattanooga					255	Mankato-New Ulm-St. Peter, MN					139	Stamford-Norwalk, CT				
272	Cheyenne, WY					213	Manon-Carbondale (Southern Illinois)					237	State College, PA				
3	Chicago					269	Mason City, IA					85	Stockton				
191	Chico, CA					63	McAllen-Brownsville-Harlingen					239	Sussex, NJ				
26	Cincinnati					207	Medford-Ashland, OR					75	Syracuse				
24	Cleveland					95	Melbourne-Titusville-Cocoa					159	Tallahassee				
94	Colorado Springs					46	Memphis					21	Tampa-St. Petersburg-Clearwater				
243	Columbia, MO					190	Merced, CA					192	Terre Haute				
89	Columbia, SC					274	Meridian, MS					246	Texarkana, TX-AR				
169	Columbus, GA					12	Miami-Ft. Lauderdale-Hollywood					79	Toledo				
34	Columbus, OH					31	Milwaukee-Racine					181	Topeka				
247	Columbus-Starkville-West Point, MS					17	Minneapolis-St. Paul					196	Traverse City-Petoskey, MI				
264	Cookeville, TN					88	Mobile					138	Trenton, NJ				
129	Corpus Christi					122	Modesto					206	Tri-Cities, WA (Richland-Kennewick-Pasco)				
6	Dallas-Ft. Worth					47	Monmouth-Ocean					61	Tucson				
189	Danbury, CT					234	Monroe, LA					62	Tulsa				
56	Dayton					74	Monterey-Salinas-Santa Cruz					178	Tupelo, MS				
93	Daytona Beach					142	Montgomery					216	Tuscaloosa, AL				
254	Decatur, IL					187	Morgantown-Clarksburg-Fairmont, WV					140	Tyler-Longview, TX				
23	Denver-Boulder					99	Morristown, NJ					151	Utica-Rome				
92	Des Moines					217	Muskegon, MI					106	Visalia-Tulare-Manfor				
7	Detroit					173	Myrtle Beach, SC					193	Waco, TX				
184	Dothan, AL					43	Nashville					9	Washington, DC				
220	Dubuque, IA					18	Nassau-Suffolk (Long Island)					180	Waterbury, CT				
219	Duluth-Superior					164	New Bedford-Fall River, MA					233	Waterloo-Cedar Falls				
231	Eau Claire, WI					102	New Haven					256	Watertown, NY				
199	Elmira-Corning, NY					167	New London, CT					158	Wausau-Stevens Point, WI (Central WI)				
70	El Paso					41	New Orleans					50	West Palm Beach-Boca Raton				
156	Erie					1	New York					223	Wheeling				
143	Eugene-Springfield					141	Newburgh-Middletown, NY (Mid-Hudson Valley)					84	Wichita				
152	Evansville					36	Norfolk-Virginia Beach-Newport News					242	Wichita Falls, TX				
211	Fargo-Moorhead					174	Odessa-Midland, TX					64	Wilkes Barre-Scranton				
126	Fayetteville, NC					54	Oklahoma City					248	Williamsport, PA				
155	Fayetteville (Northwest Arkansas)					73	Omaha-Council Bluffs					76	Wilmington, DE				
119	Flint					39	Orlando					175	Wilmington, NC				
198	Florence, SC					266	Owensboro, KY					218	Winchester, VA				
240	Florence-Muscle Shoals, AL					108	Oxnard-Ventura					110	Worcester				
132	Ft. Collins-Greeley, CO					153	Palm Springs, CA					194	Yakima, WA				
71	Ft. Myers-Naples-Marco Island					226	Panama City, FL					103	York				
116	Ft. Pierce-Stuart-Vero Beach					224	Parkersburg-Marietta, WV-OH					97	Youngstown-Warren				
171	Ft. Smith, AR					121	Pensacola										
204	Ft. Walton Beach, FL																
101	Ft. Wayne																
200	Frederick, MD																
65	Fresno																
90	Gainesville-Ocala																
263	Grand Forks, ND-MN																

NOTE/Metro ranks listed above are based on Fall 1999 market definitions. The survey frequency of some markets may change.

■ — denotes Continuous Measurement Markets
 • — denotes Standard Radio Market Report
 C — denotes Condensed Radio Market Report

Media Targeting 2000SM

Limited Report Edition

Survey Period

February 8 - March 7, 1995

This Service is Not Accredited by the MRC/This service is not part of a regular syndicated rating service accredited by the Media Rating Council (MRC), and Arbitron has not requested accreditation. Arbitron does provide syndicated services which are accredited by the MRC.

PREFACE/*Media Targeting 2000* is a national study that was conducted by The Arbitron Company in cooperation with the Radio Advertising Bureau (RAB). *Media Targeting 2000* examines media usage and consumer profiles for 116 different qualitative categories, such as automobile ownership and usage, beverage consumption, and travel and entertainment. The report herein is an excerpt from the *Media Targeting 2000* report, and is intended to provide limited estimated media usage and consumer information for Persons 12+ for the 48 contiguous states of the United States. The specific sections and dayparts contained herein are: **Average Weekday Share of Time Spent with Each Medium, Monday-Friday, 6AM-6PM; and Media Exposure Prior to Purchasing**, within one hour prior

to largest purchase based on respondents reporting any purchase within 24 hours prior to interviewer contact.

METHODOLOGY/Users of this limited report should become familiar with the "Description of Methodology" and "Limitations" sections in the *Media Targeting 2000* report. The *Media Targeting 2000* report is made available by Arbitron to Arbitron clients and the Radio Advertising Bureau.

DISCLAIMER OF WARRANTIES/Arbitron makes no warranties, express or implied, concerning: data gathered or obtained by Arbitron from any source; the present or future methodology employed by Arbitron in producing the data and estimates in this report; or the data and estimates contained herein. All Arbitron data and estimates represent only the opinion of Arbitron and reliance thereon and use thereof shall be at user's own risk.

LIMITATION ON LIABILITY/The sole and exclusive remedy for Arbitron's liability of any kind, including without limitation liability for negligence with respect to this report shall be limited to an amount not to exceed \$500. In no event shall Arbitron be liable for incidental or consequential damages, nor shall Arbitron be subject to injunctive relief with respect to the *Media Targeting 2000* data or estimates.

RESTRICTIONS ON USE OF REPORT/All *Media Targeting 2000* data and estimates are copyrighted by and proprietary to The Arbitron Company. *Media Targeting 2000* data and estimates are provided by Arbitron to Arbitron clients and the Radio Advertising Bureau, and may only be used pursuant to the restrictions and limitations on use printed herein and in the *Media Targeting 2000* report. Quotations of the data or estimates contained herein by users of this report must identify Arbitron as the source and that the data and estimates are copyrighted. Users of this report should also mention that these data and estimates are subject to all qualifications and limitations stated in the *Media Targeting 2000* report.

Arbitron 2000 Winter Delivery Schedule

Market	Nov-Dec-Jan Arbitrends		Dec-Jan-Feb Arbitrends		Winter Arbitrends		Advance Ratings**		Maximizer®/Media Professional™		Market Report	TAPSCAN®	
	Date	Time*	Date	Time*	Date	Time*	Date	Time*	ADE	Mail	Mail Date	Date	
Akron	Mar 06	2:30PM LMT	Mar 27	2:30PM	Apr 25	11:30AM	Apr 25	2:30PM	Apr 27	11:30AM	Apr 28	May 01	May 02
Albany-Schenectady-Troy	Mar 14	10:00AM LMT	Apr 04	10:00AM	May 04	11:30AM	May 04	2:30PM	May 08	11:30AM	May 09	May 10	May 11
Albuquerque	Mar 17	2:00PM LMT	Apr 07	2:00PM	May 08	2:00PM	May 08	5:00PM	May 10	2:00PM	May 11	May 12	May 15
Allentown-Bethlehem	Mar 07	4:00PM LMT	Mar 28	4:00PM	Apr 27	11:30AM	Apr 27	2:30PM	May 01	11:30AM	May 02	May 03	May 04
Atlanta	Mar 10	11:30AM LMT	Mar 31	11:30AM	May 02	11:30AM	May 02	2:30PM	May 04	11:30AM	May 05	May 08	May 09
Austin	Mar 17	12:00PM LMT	Apr 07	12:00PM	May 09	1:30PM	May 09	4:30PM	May 11	1:30PM	May 12	May 15	May 16
Bakersfield	Mar 20	10:00AM LMT	Apr 10	10:00AM	May 09	1:00PM	May 09	4:00PM	May 11	1:00PM	May 12	May 15	May 16
Baltimore	Mar 07	11:30AM LMT	Mar 28	11:30AM	Apr 28	10:00AM	Apr 28	1:00PM	May 02	10:00AM	May 03	May 04	May 05
Baton Rouge	Mar 17	3:00PM LMT	Apr 07	3:00PM	May 10	10:30AM	May 10	1:30PM	May 12	10:30AM	May 15	May 16	May 17
Birmingham	Mar 13	3:00PM LMT	Apr 03	3:00PM	May 04	10:30AM	May 04	1:30PM	May 08	10:30AM	May 09	May 10	May 11
Boston	Mar 06	1:00PM LMT	Mar 27	1:00PM	Apr 26	1:00PM	Apr 26	4:00PM	Apr 28	1:00PM	May 01	May 02	May 03
Buffalo-Niagara Falls	Mar 08	2:30PM LMT	Mar 29	2:30PM	Apr 28	1:00PM	Apr 28	4:00PM	May 02	1:00PM	May 03	May 04	May 05
Charleston, SC	Mar 17	10:00AM LMT	Apr 07	10:00AM	May 10	10:00AM	May 10	1:00PM	May 12	10:00AM	May 15	May 16	May 17
Charlotte-Gastonia-Rock Hill	Mar 15	10:00AM LMT	Apr 05	10:00AM	May 05	11:30AM	May 05	2:30PM	May 09	11:30AM	May 10	May 11	May 12
Chattanooga	Mar 15	1:00PM LMT	Apr 05	1:00PM	May 05	11:30AM	May 05	2:30PM	May 09	11:30AM	May 10	May 11	May 12
Chicago	Mar 03	12:00PM LMT	Mar 24	12:00PM	Apr 25	12:00PM	Apr 25	3:00PM	Apr 27	12:00PM	Apr 28	May 01	May 02
Cincinnati	Mar 08	4:00PM LMT	Mar 29	4:00PM	May 01	10:00AM	May 01	1:00PM	May 03	10:00AM	May 04	May 05	May 08
Cleveland	Mar 07	2:30PM LMT	Mar 28	2:30PM	Apr 27	1:00PM	Apr 27	4:00PM	May 01	1:00PM	May 02	May 03	May 04
Colorado Springs	Mar 20	9:30AM LMT	Apr 10	9:30AM	May 09	2:00PM	May 09	5:00PM	May 11	2:00PM	May 12	May 15	May 16
Columbia, SC	Mar 16	1:00PM LMT	Apr 06	1:00PM	May 08	11:30AM	May 08	2:30PM	May 10	11:30AM	May 11	May 12	May 15
Columbus, OH	Mar 10	10:00AM LMT	Mar 31	10:00AM	May 02	10:00AM	May 02	1:00PM	May 04	10:00AM	May 05	May 08	May 09
Dallas-Ft. Worth	Mar 09	10:30AM LMT	Mar 30	10:30AM	May 01	10:30AM	May 01	1:30PM	May 03	10:30AM	May 04	May 05	May 08
Dayton	Mar 13	1:00PM LMT	Apr 03	1:00PM	May 04	10:00AM	May 04	1:00PM	May 08	10:00AM	May 09	May 10	May 11
Denver-Boulder	Mar 09	12:30PM LMT	Mar 30	12:30PM	Apr 28	12:30PM	Apr 28	3:30PM	May 02	12:30PM	May 03	May 04	May 05
Des Moines	Mar 17	10:30AM LMT	Apr 07	10:30AM	May 08	1:30PM	May 08	4:30PM	May 10	1:30PM	May 11	May 12	May 15
Detroit	Mar 06	11:30AM LMT	Mar 27	11:30AM	Apr 26	11:30AM	Apr 26	2:30PM	Apr 28	11:30AM	May 01	May 02	May 03
El Paso	Mar 20	9:30AM LMT	Apr 10	9:30AM	May 08	2:00PM	May 08	5:00PM	May 10	2:00PM	May 11	May 12	May 15
Fresno	Mar 15	1:00PM LMT	Apr 05	1:00PM	May 04	1:00PM	May 04	4:00PM	May 08	1:00PM	May 09	May 10	May 11
Grand Rapids	Mar 16	11:30AM LMT	Apr 06	11:30AM	May 09	10:00AM	May 09	1:00PM	May 11	10:00AM	May 12	May 15	May 16
Greensboro-Winston Salem-High Point	Mar 16	4:00PM LMT	Apr 06	4:00PM	May 09	1:00PM	May 09	4:00PM	May 11	1:00PM	May 12	May 15	May 16
Greenville-New Bern-Jacksonville	Mar 20	10:00AM LMT	Apr 10	10:00AM	May 10	1:00PM	May 10	4:00PM	May 12	1:00PM	May 15	May 16	May 17
Greenville-Spartanburg	Mar 16	4:00PM LMT	Apr 06	4:00PM	May 09	1:00PM	May 09	4:00PM	May 11	1:00PM	May 12	May 15	May 16
Harrisburg-Lebanon-Carlisle	Mar 16	11:30AM LMT	Apr 06	11:30AM	May 09	10:00AM	May 09	1:00PM	May 11	10:00AM	May 12	May 15	May 16
Hartford-New Britain-Middletown	Mar 06	2:30PM LMT	Mar 27	2:30PM	Apr 27	10:00AM	Apr 27	1:00PM	May 01	10:00AM	May 02	May 03	May 04
Honolulu	Mar 15	11:00AM LMT	Apr 05	10:00AM	May 04	10:00AM	May 04	1:00PM	May 08	10:00AM	May 09	May 10	May 11
Houston-Galveston	Mar 09	12:00PM LMT	Mar 30	12:00PM	May 01	12:00PM	May 01	3:00PM	May 03	12:00PM	May 04	May 05	May 08
Huntsville	Mar 17	1:30PM LMT	Apr 07	1:30PM	May 10	12:00PM	May 10	3:00PM	May 12	12:00PM	May 15	May 16	May 17
Indianapolis	Mar 10	1:00PM LMT	Mar 31	1:00PM	May 02	12:00PM	May 02	3:00PM	May 04	12:00PM	May 05	May 08	May 09
Jackson, MS	Mar 17	1:30PM LMT	Apr 07	1:30PM	May 10	10:30AM	May 10	1:30PM	May 12	10:30AM	May 15	May 16	May 17
Jacksonville	Mar 16	10:00AM LMT	Apr 06	10:00AM	May 08	10:00AM	May 08	1:00PM	May 10	10:00AM	May 11	May 12	May 15
Johnson City-Kingsport-Bristol	Mar 15	4:00PM LMT	Apr 05	4:00PM	May 10	11:30AM	May 10	2:30PM	May 12	11:30AM	May 15	May 16	May 17
Kansas City	Mar 13	9:00AM LMT	Apr 03	9:00AM	May 02	1:30PM	May 02	4:30PM	May 04	1:30PM	May 05	May 08	May 09
Knoxville	Mar 15	11:30AM LMT	Apr 05	11:30AM	May 04	10:00AM	May 04	1:00PM	May 08	10:00AM	May 09	May 10	May 11
Lansing-East Lansing	Mar 17	10:00AM LMT	Apr 07	10:00AM	May 08	1:00PM	May 08	4:00PM	May 10	1:00PM	May 11	May 12	May 15
Las Vegas	Mar 14	1:00PM LMT	Apr 04	1:00PM	May 04	11:30AM	May 04	2:30PM	May 08	11:30AM	May 09	May 10	May 11
Little Rock	Mar 17	12:00PM LMT	Apr 07	12:00PM	May 08	1:30PM	May 08	4:30PM	May 10	1:30PM	May 11	May 12	May 15
Los Angeles	Mar 03	11:30AM LMT	Mar 24	11:30AM	Apr 25	11:30AM	Apr 25	2:30PM	Apr 27	11:30AM	Apr 28	May 01	May 02
Louisville	Mar 13	11:30AM LMT	Apr 03	11:30AM	May 03	1:00PM	May 03	4:00PM	May 05	1:00PM	May 08	May 09	May 10
Madison	Mar 17	1:30PM LMT	Apr 07	1:30PM	May 09	1:30PM	May 09	4:30PM	May 11	1:30PM	May 12	May 15	May 16
Memphis	Mar 13	1:30PM LMT	Apr 03	1:30PM	May 03	1:30PM	May 03	4:30PM	May 05	1:30PM	May 08	May 09	May 10
Miami-Ft. Lauderdale-Hollywood	Mar 10	4:00PM LMT	Mar 31	4:00PM	May 03	11:30AM	May 03	2:30PM	May 05	11:30AM	May 08	May 09	May 10
Milwaukee-Racine	Mar 10	9:00AM LMT	Mar 31	9:00AM	May 02	9:00AM	May 02	12:00PM	May 04	9:00AM	May 05	May 08	May 09
Minneapolis-St. Paul	Mar 09	9:00AM LMT	Mar 30	9:00AM	May 01	1:30PM	May 01	4:30PM	May 03	1:30PM	May 04	May 05	May 08
Mobile	Mar 17	12:00PM LMT	Apr 07	12:00PM	May 09	1:30PM	May 09	4:30PM	May 11	1:30PM	May 12	May 15	May 16
Monterey-Salinas-Santa Cruz	Mar 08	11:30AM LMT	Mar 29	11:30AM	Apr 26	1:00PM	Apr 26	4:00PM	Apr 28	1:00PM	May 01	May 02	May 03

* All times are local market times.

** All times indicate START of Market calling.

Maximizer®, Media Professional™ and TAPSCAN® are marks of The Arbitron Company.

ARBITRON

Sched - 1

Arbitron 2000 Winter Delivery Schedule

Market	Nov-Dec-Jan Arbitrends		Dec-Jan-Feb Arbitrends		Winter Arbitrends		Advance Ratings**		Maximiser®/Media Professional™		Market Report	TAPSCAN®	
	Date	Time*	Date	Time*	Date	Time*	Date	Time*	ADE	Mail	Mail Date	Date	
Nashville	Mar 15	1:30PM LMT	Apr 05	1:30PM	May 08	9:00AM	May 08	12:00PM	May 10	9:00AM	May 11	May 12	May 15
Nassau-Suffolk (Long Island)	Mar 03	11:30AM LMT	Mar 24	11:30AM	Apr 25	11:30AM	Apr 25	2:30PM	Apr 27	11:30AM	Apr 28	May 01	May 02
New Orleans	Mar 13	10:30AM LMT	Apr 03	10:30AM	May 03	12:00PM	May 03	3:00PM	May 05	12:00PM	May 08	May 09	May 10
New York	Mar 03	10:00AM LMT	Mar 24	10:00AM	Apr 25	10:00AM	Apr 25	1:00PM	Apr 27	10:00AM	Apr 28	May 01	May 02
Norfolk-Virginia Beach-Newport News	Mar 15	11:30AM LMT	Apr 05	11:30AM	May 05	1:00PM	May 05	4:00PM	May 09	1:00PM	May 10	May 11	May 12
Oklahoma City	Mar 14	1:30PM LMT	Apr 04	1:30PM	May 05	12:00PM	May 05	3:00PM	May 09	12:00PM	May 10	May 11	May 12
Omaha-Council Bluffs	Mar 13	1:30PM LMT	Apr 03	1:30PM	May 03	1:30PM	May 03	4:30PM	May 05	1:30PM	May 08	May 09	May 10
Orlando	Mar 16	2:30PM LMT	Apr 06	2:30PM	May 09	11:30AM	May 09	2:30PM	May 11	11:30AM	May 12	May 15	May 16
Philadelphia	Mar 06	10:00AM LMT	Mar 27	10:00AM	Apr 26	10:00AM	Apr 26	1:00PM	Apr 28	10:00AM	May 01	May 02	May 03
Phoenix	Mar 13	2:00PM LMT	Apr 03	1:00PM	May 02	1:00PM	May 02	4:00PM	May 04	1:00PM	May 05	May 08	May 09
Pittsburgh	Mar 08	11:30AM LMT	Mar 29	11:30AM	Apr 28	1:00PM	Apr 28	4:00PM	May 02	1:00PM	May 03	May 04	May 05
Portland, OR	Mar 14	11:30AM LMT	Apr 04	11:30AM	May 04	10:00AM	May 04	1:00PM	May 08	10:00AM	May 09	May 10	May 11
Providence-Warwick-Pawtucket	Mar 06	4:00PM LMT	Mar 27	4:00PM	Apr 27	11:30AM	Apr 27	2:30PM	May 01	11:30AM	May 02	May 03	May 04
Puerto Rico	Mar 20	3:30PM LMT	Apr 10	2:30PM	May 10	1:00PM	May 10	4:00PM	May 12	1:00PM	May 15	May 16	May 17
Raleigh-Durham	Mar 16	10:00AM LMT	Apr 06	10:00AM	May 08	1:00PM	May 08	4:00PM	May 10	1:00PM	May 11	May 12	May 15
Richmond	Mar 15	11:30AM LMT	Apr 05	11:30AM	May 05	1:00PM	May 05	4:00PM	May 09	1:00PM	May 10	May 11	May 12
Riverside-San Bernardino	Mar 06	1:00PM LMT	Mar 27	1:00PM	Apr 26	1:00PM	Apr 26	4:00PM	Apr 28	1:00PM	May 01	May 02	May 03
Rochester, NY	Mar 14	10:00AM LMT	Apr 04	10:00AM	May 05	10:00AM	May 05	1:00PM	May 09	10:00AM	May 10	May 11	May 12
Sacramento	Mar 16	10:00AM LMT	Apr 06	10:00AM	May 05	11:30AM	May 05	2:30PM	May 09	11:30AM	May 10	May 11	May 12
Saginaw-Bay City-Midland	Mar 15	2:30PM LMT	Apr 05	2:30PM	May 10	10:00AM	May 10	1:00PM	May 12	10:00AM	May 15	May 16	May 17
Salt Lake City-Ogden-Provo	Mar 14	11:00AM LMT	Apr 04	11:00AM	May 03	2:00PM	May 03	5:00PM	May 05	2:00PM	May 08	May 09	May 10
San Antonio	Mar 15	12:00PM LMT	Apr 05	12:00PM	May 08	10:30AM	May 08	1:30PM	May 10	10:30AM	May 11	May 12	May 15
San Diego	Mar 07	10:00AM LMT	Mar 28	10:00AM	Apr 25	1:00PM	Apr 25	4:00PM	Apr 27	1:00PM	Apr 28	May 01	May 02
San Francisco	Mar 08	10:00AM LMT	Mar 29	10:00AM	Apr 27	11:30AM	Apr 27	2:30PM	May 01	11:30AM	May 02	May 03	May 04
San Jose	Mar 08	11:30AM LMT	Mar 29	11:30AM	Apr 27	1:00PM	Apr 27	4:00PM	May 01	1:00PM	May 02	May 03	May 04
Seattle-Tacoma	Mar 09	1:00PM LMT	Mar 30	1:00PM	May 01	1:00PM	May 01	4:00PM	May 03	1:00PM	May 04	May 05	May 08
Shreveport	Mar 17	10:30AM LMT	Apr 07	10:30AM	May 10	1:30PM	May 10	4:30PM	May 12	1:30PM	May 15	May 16	May 17
Spokane	Mar 20	10:00AM LMT	Apr 10	10:00AM	May 10	10:00AM	May 10	1:00PM	May 12	10:00AM	May 15	May 16	May 17
Springfield, MA	Mar 07	2:30PM LMT	Mar 28	2:30PM	Apr 27	10:00AM	Apr 27	1:00PM	May 01	10:00AM	May 02	May 03	May 04
St. Louis	Mar 08	9:00AM LMT	Mar 29	9:00AM	Apr 26	1:30PM	Apr 26	4:30PM	Apr 28	1:30PM	May 01	May 02	May 03
Syracuse	Mar 14	1:00PM LMT	Apr 04	1:00PM	May 05	10:00AM	May 05	1:00PM	May 09	10:00AM	May 10	May 11	May 12
Tampa-St. Petersburg-Clearwater	Mar 10	2:30PM LMT	Mar 31	2:30PM	May 03	10:00AM	May 03	1:00PM	May 05	10:00AM	May 08	May 09	May 10
Toledo	Mar 10	1:00PM LMT	Mar 31	1:00PM	May 02	1:00PM	May 02	4:00PM	May 04	1:00PM	May 05	May 08	May 09
Tucson	Mar 14	9:30AM LMT	Apr 04	8:30AM	May 03	1:00PM	May 03	4:00PM	May 05	1:00PM	May 08	May 09	May 10
Tulsa	Mar 15	1:30PM LMT	Apr 05	1:30PM	May 08	12:00PM	May 08	3:00PM	May 10	12:00PM	May 11	May 12	May 15
Washington, DC	Mar 07	10:00AM LMT	Mar 28	10:00AM	Apr 28	11:30AM	Apr 28	2:30PM	May 02	11:30AM	May 03	May 04	May 05
West Palm Beach-Boca Raton	Mar 17	10:00AM LMT	Apr 07	10:00AM	May 10	10:00AM	May 10	1:00PM	May 12	10:00AM	May 15	May 16	May 17
Wichita	Mar 17	10:30AM LMT	Apr 07	10:30AM	May 08	1:30PM	May 08	4:30PM	May 10	1:30PM	May 11	May 12	May 15
Wilkes Barre-Scranton	Mar 15	10:00AM LMT	Apr 05	10:00AM	May 04	1:00PM	May 04	4:00PM	May 08	1:00PM	May 09	May 10	May 11
York	Mar 16	11:30AM LMT	Apr 06	11:30AM	May 09	10:00AM	May 09	1:00PM	May 11	10:00AM	May 12	May 15	May 16

* All times are local market times.

** All times indicate START of Market calling.

Maximiser®, Media Professional™ and TAPSCAN® are marks of The Arbitron Company.

ARBITRON

Sched - 2

1999-2000 Radio Survey Schedule

Who to Call at Arbitron

FALL SURVEY

September 23 - December 15, 1999

SEPTEMBER						
			1	2	3	4
5	6	7	8	9	10	11
12	13	14	15	16	17	18
19	20	21	22	23	24	25
26	27	28	29	30		

OCTOBER						
				1	2	
3	4	5	6	7	8	9
10	11	12	13	14	15	16
17	18	19	20	21	22	23
24	25	26	27	28	29	30
31						

NOVEMBER						
	1	2	3	4	5	6
7	8	9	10	11	12	13
14	15	16	17	18	19	20
21	22	23	24	25	26	27
28	29	30				

DECEMBER						
		1	2	3	4	
5	6	7	8	9	10	11
12	13	14	15	16	17	18
19	20	21	22	23	24	25
26	27	28	29	30	31	

WINTER SURVEY

January 6 - March 29, 2000

JANUARY						
						1
2	3	4	5	6	7	8
9	10	11	12	13	14	15
16	17	18	19	20	21	22
23	24	25	26	27	28	29
30	31					

FEBRUARY						
		1	2	3	4	5
6	7	8	9	10	11	12
13	14	15	16	17	18	19
20	21	22	23	24	25	26
27	28	29				

MARCH						
		1	2	3	4	
5	6	7	8	9	10	11
12	13	14	15	16	17	18
19	20	21	22	23	24	25
26	27	28	29	30	31	

SPRING SURVEY

March 30 - June 21, 2000

MARCH						
		1	2	3	4	
5	6	7	8	9	10	11
12	13	14	15	16	17	18
19	20	21	22	23	24	25
26	27	28	29	30	31	

APRIL						
						1
2	3	4	5	6	7	8
9	10	11	12	13	14	15
16	17	18	19	20	21	22
23	24	25	26	27	28	29
30						

MAY						
	1	2	3	4	5	6
7	8	9	10	11	12	13
14	15	16	17	18	19	20
21	22	23	24	25	26	27
28	29	30	31			

JUNE						
			1	2	3	
4	5	6	7	8	9	10
11	12	13	14	15	16	17
18	19	20	21	22	23	24
25	26	27	28	29	30	

SUMMER SURVEY

June 29 - September 20, 2000

JUNE						
				1	2	3
4	5	6	7	8	9	10
11	12	13	14	15	16	17
18	19	20	21	22	23	24
25	26	27	28	29	30	

JULY						
						1
2	3	4	5	6	7	8
9	10	11	12	13	14	15
16	17	18	19	20	21	22
23	24	25	26	27	28	29
30	31					

AUGUST						
		1	2	3	4	5
6	7	8	9	10	11	12
13	14	15	16	17	18	19
20	21	22	23	24	25	26
27	28	29	30	31		

SEPTEMBER						
				1	2	
3	4	5	6	7	8	9
10	11	12	13	14	15	16
17	18	19	20	21	22	23
24	25	26	27	28	29	30

New York

142 West 57th Street/10019
Fax: (212) 887-1535

Radio Station Services:

Tom O'Sullivan, Mgr. (212) 887-1368
Kathy Koch (212) 887-1304
John Nolan (212) 887-1306
Malou Watterson (212) 887-1371
Scarborough Training Specialist:
Lis Perry (212) 887-1367
Training Specialist:
Brendan Kane (212) 887-1310

Group Services:

Les Tolchin, Sr. VP, National Sales
(212) 887-1302
Laura Ivey, Mgr., National Radio Sales
(212) 887-1326

Rep/Network Services:

Alan Tobkes, VP (212) 887-1354
Michael Powderly (212) 887-1376
Broadcast Market Analyst:
Donna Pollifrone (212) 887-1582

Product Development:

Gary Marinice, VP (412) 859-3740

Advertiser/Agency Services:

Linda Dupree, VP, Sales (212) 887-1387
Margaret Bustell, Mgr. (212) 887-1502
Susan Carmichael (212) 887-1398
Michael Hopkins (212) 887-1343
Richard Salazar (212) 887-1356
Project Development Executive:
Charmaine Eleazar (212) 887-1308

TAPSCAN Worldwide (Northeast):

Bill Garcia (508) 767-0221

Chicago

311 South Wacker Dr., Suite 1600/60606
Fax: (312) 913-6221

Radio Station Services:

John Basila, Mgr. (312) 913-6235
Bethanie Buckingham (312) 913-6232
Melissa Fischer (312) 913-6231
Trish Kallembach (312) 913-6236
Sarah Liddle (312) 913-6236
Patrick Pendergast (312) 913-6239
Scarborough Training Specialist:
Maynard Scales (312) 913-6238
Training Specialists:
Joe Walker (312) 913-6233
Karen Young (312) 913-6240

Advertiser/Agency Services:

James Tobolski, Mgr. (312) 913-6243
Cory Flahaven (312) 913-6229
Tony Hereau (312) 913-6227
Tim Roberts (312) 913-6241
Lorraine Woodhead (312) 913-6228
Training Specialist:
Oveda Brown (312) 913-6222

Atlanta

9000 Central Parkway, Suite 300/30328
Fax: (770) 551-1401

Radio Station Services:

Lisa Segall, Mgr. (770) 551-1403
Christian Meinhardt (770) 551-1418
Jerry Wiese (770) 551-1422
Pete Winston (770) 551-1420

Urban Radio Marketing Services:

Julian Davis, Dir. & Sr. AE, (770) 551-1419
Scarborough Training Specialist:
Jacqui Berry (770) 551-1445

Training Specialists:

Felicia Clem (770) 551-1405
Judy McDowell (205) 560-0895

Advertiser/Agency Services:

Dan Griffin, Mgr. (770) 551-1408
Kevin Bennett (770) 551-1410
Eric Coats (770) 551-1428
Spencer Wilson (770) 551-1404
Kevin Hathcock (AAS Training, TAPSCAN)
(205) 987-7456

Los Angeles

10877 Wilshire Blvd., Suite 1600/90024
Fax: (310) 824-6666

Radio Station Services:

Brad Bedford, Mgr. (310) 824-6610
Paul LeFort (310) 824-6606
Jim Remy (310) 824-6608
Steven Shrinisky (310) 824-6602
Rob Winston (310) 824-6604
Scarborough Training Specialist:
David Oglevee (310) 824-6607
Training Specialist:
Gabriela Selva (310) 824-6605

Advertiser/Agency Services:

George Brady, Mgr. (310) 824-6615
John Hegelmeyer (310) 824-6621
Debbie Lahm (310) 824-6622
Tara P. Cevallos (310) 824-6619
Vanessa Ware (310) 824-6621
Training Specialist:
Stacie De Armas (310) 824-6613

Network & Syndication Radio:

Jacqueline Noel, National Mgr. (310) 824-6616

Advertiser Services:

Alisa Joseph, Director (310) 824-6620

TAPSCAN Worldwide (West):

Randi Lee (310) 824-6603

Dallas

One Galleria Tower
13355 Noel Road, Suite 1120/75240
Fax: (972) 385-5377

Radio Station Services:

Tony Belzer, Mgr. (972) 385-5386
Harry Clark (972) 385-5392
Chris Kiske (972) 385-5398
Maryanne Maguire (972) 385-5383
Training Specialist:
Joanna Cammack (972) 385-5394

Latin American Marketing:

Clara Carneiro, VP (972) 385-5384
Client Service Representative:
Patricia Jinich (972) 385-5385

Radio Programming Services:

Bob Michaels, Mgr. (972) 385-5357

Advertiser/Agency Services:

Becky Burkett, Mgr. (972) 385-5387
Anne Baron (972) 385-5389
Karen Miller (972) 385-5344
Training Specialist:
Kelly McLean (972) 385-5364

Washington/Baltimore

9705 Paluxent Woods Drive
Columbia, Maryland 21046
Fax: (410) 312-8622

Radio Station Services:

Frank Stanitski, VP, Group Marketing
(410) 312-8528
Tom O'Sullivan, Mgr. (212) 887-1368
Fred Hannasch (410) 312-8595
Laura Hill (410) 312-8530

Group Services:

Brad Kelly, Mgr., National Radio Sales
(757) 336-1192
John Snyder, Mgr. National Radio Sales
(410) 312-8532

Rep/Network Services:

Bruce Supovitz, VP, National Radio Services
(410) 312-8391

Advertiser/Agency Services:

Karla Eyerly (410) 312-8539

NOTE/The survey dates are subject to change.

A Ceridian Company
www.arbitron.com

2000 Radio Advisory Council Members

Bernie Barker
Market Manager
WLWI-FM
1 Commerce Street
Montgomery, AL 36103
(334) 240-9274
(334) 240-9211 (fax)
bernie.barker@cumulusb.com (e-mail)
Country - Noncontinuous

Tom Bender
Sr. Vice President &
General Manager
WCSX/WRIF
1 Radio Plaza Street
Detroit, MI 48220
(248) 414-5650
(248) 398-4382 (fax)
tomgdr@ameritech.net (e-mail)
AOR - Continuous

Gerry Boehme
Sr. Vice President/Director
Information Services &
Strategic Support
Katz Media Group
125 West 55th Street, 21st Floor
New York, NY 10019
(212) 424-6784
(917) 206-9085 (fax)
gerry.boehme@katz-media.com (e-mail)
Research - Appointed

Daniel Crotty
General Manager
KLBN-FM
5726 East Shields Avenue
Fresno, CA 93727
(559) 292-5478
(559) 292-1087 (fax)
klbn@ix.netcom.com (e-mail)
Hispanic

Gary Fries
President
Radio Advertising Bureau
261 Madison Avenue, 23rd Floor
New York, NY 10016
(212) 681-7210
(212) 681-7223 (fax)
gfries@rab.com (e-mail)
At Large - Appointed

John Fullam
Sr. Vice President, Regional Operations
AMFM, Inc
101 Hudson Street, 36th Floor
Jersey City, NJ 07302
(212) 239-2319
(201) 209-6307 (fax)
fullamup@aol.com (e-mail)
CHR/Top 40 - Continuous

Irv Goldstein***
Vice President/General Manager
WIAD-AM
198 Main Street
Danbury, CT 06810
(203) 744-4800
(203) 778-4655 (fax)
radio80wlad@prodigy.net (e-mail)

Dan Halyburton
Sr. Vice President/General Manager
Group Operations
Susquehanna Radio Corporation
3500 Maple at Turtle Creek
Suite 1600
Dallas, TX 75219-3901
(214) 520-4331
(214) 520-4343 (fax)
dhalyburton@dfwradio.com (e-mail)
Country - Continuous

Rick Hencley
General Manager
WBIZ-FM
619 Cameron Street
Eau Claire, WI 54703
(715) 552-5100
(715) 835-9680 (fax)
rick@pbco.com (e-mail)
CHR/Top 40 - Noncontinuous

John D. Hiatt
Vice President/Market General Manager
Infinity Radio Austin
4301 Westbank Drive
Escalade B - Third Floor
Austin, TX 78746
(512) 327-9595
(512) 329-6255 (fax)
jdhiatt@cbsaustin.com (e-mail)
Adult Contemporary - Continuous

Earnest James
Vice President/Market Manager
WQUE-FM
2228 Gravier Street
New Orleans, LA 70119-7522
(504) 827-6000
(504) 827-6046 (fax)
eljames@radioforneworleans.com (e-mail)
Black/Urban

Steve Joos
General Manager
KKTX-FM
3810 Brookside Drive
Tyler, TX 75701-9420
(903) 581-0606
(903) 581-2011 (fax)
sjoos@ballistic.com (e-mail)
AOR - Noncontinuous

Wayne Leland
General Manager
WBSM-AM
22 Sconticut Neck Road
Fairhaven, MA 02719
(508) 993-1767
(508) 999-1420 (fax)
wleland@aol.com (e-mail)
News/Talk - Noncontinuous

Mickey Luckoff*
President & General Manager
KGO-AM
900 Front Street
San Francisco, CA 94111
(415) 954-8181
(415) 391-2795 (fax)
mickey.luckoff@abc.com (e-mail)
News/Talk - Continuous

Maire Mason
Vice President & General Manager
WCBS-FM
51 West 52nd Street, 17th Floor
New York, NY 10019
(212) 975-3736
(212) 975-3814 (fax)
mhmason@cbs.com (e-mail)
Gold/Oldies

David Pearlman
Co-Chief Operating Officer
CBS Radio
1200 Soldiers Field Road
Boston, MA 02134
(617) 779-8500
(617) 779-8080 (fax)
dpearlman@cbsboston.com (e-mail)
MOR

Marla Pirner
Executive Vice President
Director of Research Division
Interep
1001 Bridgeway, Suite 152
Sausalito, CA 94965
(415) 289-0440
(415) 289-0460 (fax)
Marla_Pirner@interep.com (e-mail)
Research - Appointed

Tom Skinner
General Manager
KZST-FM
3392 Mendocino Avenue
Santa Rosa, CA 95403
(707) 528-4434
(707) 527-8216 (fax)
toms@kzst.com (e-mail)
Adult Contemporary - Noncontinuous

Jack Taddeo
Regional Vice President,
Programming
Clear Channel Communications
111 South Washington Street, Suite 150
Park Ridge, IL 60068
(847) 518-0340
(847) 518-0341 (fax)
jtaddeo@wwa.com (e-mail)
Group Programmer - Appointed

Chuck Tweedle**
President, BIC SF Group
KOIT-AM/FM
455 Market Street, Suite 2300
San Francisco, CA 94105
(415) 777-0965
(415) 896-0965 (fax)
ctweedle@koit.com (e-mail)

* 2000 Chairman
** 2000 Vice Chairman
*** Immediate Past Chairman

ARBITRON

A Ceridian Company

New York

142 West 57th Street
New York, New York 10019-3300
(212) 887-1300

Chicago

311 South Wacker Drive, Suite 1600
Chicago, Illinois 60606-6619
(312) 913-6220

Atlanta

9000 Central Parkway, Suite 300
Atlanta, Georgia 30328-1639
(770) 551-1400

Los Angeles

10877 Wilshire Blvd., Suite 1600
Los Angeles, California 90024-4341
(310) 824-6600


Dallas

One Galleria Tower
13355 Noel Road, Suite 1120
Dallas, Texas 75240-6646
(972) 385-5388

Washington/Baltimore

9705 Patuxent Woods Drive
Columbia, Maryland 21046-1572
(410) 312-8000

www.arbitron.com



188 Philadelphia
Fall 1999

ARBITRON